

Australian Round, 24-25-26 February 2017 World Superbike - Results Race 1

Phillip Island 4.445 m

Laps 22 = 97,790 Km - Time Of Race 33'52.290 - Avg. 173,225 km/h

1 / 2

Pos	Race Grid	No. Rider	Nat	Team	Bike	LL	Gap	Fastest Lap	Speed	Qualifying		Ranking		
										Time	Speed	R1	R2	Tot
1	1	1 J. REA	GBR	Kawasaki Racing Team	Kawasaki ZX-10R	22		1'31.197	314,0	1'29.573	310,3	25	25	1
2	4	7 C. DAVIES	GBR	Aruba.it Racing - Ducati	Ducati Panigale R	22	0.042	1'31.288	317,6	1'29.847	311,2	20	20	2
3	2	66 T. SYKES	GBR	Kawasaki Racing Team	Kawasaki ZX-10R	22	1.050	1'31.349	311,2	1'29.605	307,7	16	16	3
4	5	22 A. LOWES	GBR	Pata Yamaha Official WorldSBK Team	Yamaha YZF R1	22	1.082	1'31.516	314,0	1'30.016	305,9	13	13	4
5	9	2 L. CAMIER	GBR	MV Agusta Reparto Corse	MV Agusta 1000 F4	22	3.002	1'31.744	317,6	1'30.749	302,5	11	11	5
6	8	12 X. FORÉS	ESP	BARNI Racing Team	Ducati Panigale R	22	3.320	1'31.549	311,2	1'30.728	306,8	10	10	6
7	7	81 J. TORRES	ESP	Althea BMW Racing Team	BMW S 1000 RR	22	8.725	1'32.069	319,5	1'30.564	308,6	9	9	7
8	13	50 E. LAVERTY	IRL	Milwaukee Aprilia	Aprilia RSV4 RF	22	12.135	1'32.007	316,7	1'31.372	309,5	8	8	8
9	10	60 M. VAN DER MARK	NED	Pata Yamaha Official WorldSBK Team	Yamaha YZF R1	22	12.180	1'32.253	315,8	1'30.761	309,5	7	7	9
10	14	88 R. KRUMMENACHER	SUI	Kawasaki Puccetti Racing	Kawasaki ZX-10R	22	12.439	1'32.009	317,6	1'31.624	302,5	6	6	10
11	11	69 N. HAYDEN	USA	Red Bull Honda World Superbike Team	Honda CBR1000RR	22	19.344	1'32.239	314,0	1'30.885	301,7	5	5	11
12	12	21 M. REITERBERGER	GER	Althea BMW Racing Team	BMW S 1000 RR	22	21.336	1'32.237	310,3	1'31.009	305,1	4	4	12
13	17	40 R. RAMOS	ESP	Team Kawasaki Go Eleven	Kawasaki ZX-10R	22	24.866	1'32.579	310,3	1'31.959	303,4	3	3	13
14	20	15 A. DE ANGELIS	RSM	Pedercini Racing SC-Project	Kawasaki ZX-10R	22	24.902	1'32.495	305,9	1'32.358	307,7	2	2	14
15	15	6 S. BRADL	GER	Red Bull Honda World Superbike Team	Honda CBR1000RR	22	28.936	1'32.375	311,2	1'31.850	306,8	1	1	15
16	18	84 R. RUSSO	ITA	Guandalini Racing	Yamaha YZF R1	22	39.404	1'32.628	305,1	1'31.996	302,5			
17	21	86 A. BADOVINI	ITA	Grillini Racing Team	Kawasaki ZX-10R	22	42.941	1'32.659	305,9	1'32.481	299,2			
18	19	37 O. JEZEK	CZE	Grillini Racing Team	Kawasaki ZX-10R	22	48.043	1'33.245	302,5	1'32.070	292,7			
-----Not Classified-----														
RET	3	33 M. MELANDRI	ITA	Aruba.it Racing - Ducati	Ducati Panigale R	15	7 Laps	1'31.227	314,9	1'29.734	308,6			
RET	16	25 J. BROOKES	AUS	ERMotorsport-EliteRoads.com.au	Yamaha YZF R1	6	16 Laps	1'32.259	307,7	1'31.859	297,5			
RET	6	32 L. SAVADORI	ITA	Milwaukee Aprilia	Aprilia RSV4 RF	5	17 Laps	1'31.602	312,1	1'30.023	305,9			

AIR	Humidity:	58%	Temp:	18°C
TRACK	Condition:	Dry	Temp:	42°C

Records	Pole (SP2)	2017	J.Rea	1'29.573	178,650 Km/h
	Race (RC1)	2014	C.Davies	1'30.949	175,940 Km/h
	Circuit (SP2)	2017	J.Rea	1'29.573	178,650 Km/h
Race Fastest lap		Lap 3	J.Rea	1'31.197	175,466 Km/h

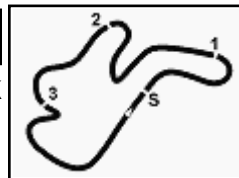
LAP LEADERS					
No.	Rider	From	To	Laps	Total
33	M. MELANDRI	1	1	1	
1	J. REA	2	5	4	
33	M. MELANDRI	6	9	4	5
66	T. SYKES	10	10	1	
22	A. LOWES	11	11	1	1
1	J. REA	12	16	5	
66	T. SYKES	17	19	3	4
1	J. REA	20	22	3	12

TOTAL LEADER LAPS		
No.	Rider	Laps
1	J. REA	12
33	M. MELANDRI	5
66	T. SYKES	4
22	A. LOWES	1

Start 25/02/2017 15:01 End 15:35 The results are provisional until the end of the time limit for protests and appeals and the completion of the technical checks.

These data/results cannot be reproduced, stored and/or transmitted in whole or in part by any manner of electronic, mechanical, photocopying, recording, broadcasting or otherwise now known or herein after developed without the previous express consent by the copyright owner, except for reproduction in daily press and regular printed publications on sale to the public within 60 days of the event related to those data/results and always provided that copyright symbol appears together as follows below.

© DORNA WSBK ORGANIZATION Srl 2017

**Australian Round, 24-25-26 February 2017**
World Superbike - Results Race 1

RACE HIGHLIGHTS

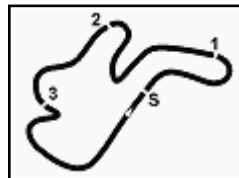
14.58.06		Warm-up Lap Start
15.01.01		Start
15.01.54		No Jump Start
15.09.14	32 Savadori	Crashed - Turn 6
15.09.33	32 Savadori	Out
15.11.04	25 Brookes	Technical Problem
15.12.07	25 Brookes	Entered Pits
15.13.20	25 Brookes	Retired
15.22.46	33 Melandri	Crashed - Turn 2
15.23.35	33 Melandri	Re-joined
15.26.28	33 Melandri	Entered Pits
15.27.47	33 Melandri	Retired
15.35.36		End Of Session

Start End The results are provisional until the end of the time limit for protests and appeals
25/02/2017 15:01 15:35 and the completion of the technical checks.

These data/results cannot be reproduced, stored and/or transmitted in whole or in part by any manner of electronic, mechanical, photocopying, recording, broadcasting or otherwise now known or herein after developed without the previous express consent by the copyright owner, except for reproduction in daily press and regular printed publications on sale to the public within 60 days of the event related to those data/results and always provided that copyright symbol appears together as follows below.

© DORNA WSBK ORGANIZATION Srl 2017





Phillip Island 4.445 m

Australian Round, 24-25-26 February 2017
World Superbike - Lap Chart Race 1

	Lap																					
	1	2	3	4	5	6	7	8	9	10	11	12	13	14	15	16	17	18	19	20	21	22
1	33	1	1	1	1	33	33	33	33	66	22	1	1	1	1	1	66	66	66	1	1	1
2	1	66	33	33	7	1	1	1	1	22	66	22	66	66	66	66	7	22	1	7	7	7
3	66	33	66	7	33	7	7	7	7	1	1	66	22	7	7	7	1	1	7	66	66	66
4	7	7	7	66	66	66	66	66	66	33	33	33	33	22	22	22	22	7	22	22	22	22
5	12	12	12	12	12	12	12	22	22	7	7	7	7	33	2	2	2	2	2	2	2	2
6	22	22	22	22	22	22	22	12	12	2	2	2	2	12	12	12	12	12	12	12	12	12
7	60	60	60	50	32	2	2	2	2	12	12	12	12	12	81	81	81	81	81	81	81	81
8	50	50	50	32	60	60	60	50	60	60	60	60	50	60	50	50	50	50	60	60	50	50
9	69	69	69	60	2	50	50	60	81	81	81	81	60	81	88	60	60	60	50	50	60	60
10	2	32	32	69	50	81	81	81	50	50	50	50	81	50	60	69	69	88	88	88	88	88
11	32	2	2	2	69	69	69	69	69	69	69	69	88	88	69	88	88	69	69	69	69	69
12	6	6	6	81	81	21	88	88	88	88	88	88	69	69	21	21	21	21	21	21	21	21
13	81	81	81	6	6	6	6	6	6	21	21	21	21	21	40	6	15	15	40	40	15	40
14	21	40	21	21	21	88	21	21	21	6	6	6	6	40	6	40	40	40	15	15	40	15
15	40	21	40	88	88	15	15	15	15	40	40	40	40	6	15	15	6	6	6	6	6	6
16	15	15	15	40	25	40	40	40	40	15	15	15	15	15	86	86	86	86	84	84	84	84
17	25	88	88	25	40	84	84	84	84	86	86	86	86	86	84	84	84	84	86	86	86	86
18	88	25	25	15	15	86	86	86	86	84	84	84	84	84	37	37	37	37	37	37	37	37
19	84	84	84	84	84	37	37	37	37	37	37	37	37	37	33							
20	86	86	37	37	86	25																
21	37	37	86	86	37																	

Final Result		
1	1 J. REA	Laps 22
2	7 C. DAVIES	0.042
3	66 T. SYKES	1.050
4	22 A. LOWES	1.082
5	2 L. CAMIER	3.002
6	12 X. FORÉS	3.320
7	81 J. TORRES	8.725
8	50 E. LAVERTY	12.135
9	60 M. VAN DER MARK	12.180
10	88 R. KRUMMENACHER	12.439
11	69 N. HAYDEN	19.344
12	21 M. REITERBERGER	21.336
13	40 R. RAMOS	24.866
14	15 A. DE ANGELIS	24.902
15	6 S. BRADL	28.936
16	84 R. RUSSO	39.404
17	86 A. BADOVINI	42.941
18	37 O. JEZEK	48.043
RET 33	M. MELANDRI	7 Laps
RET 25	J. BROOKES	16 Laps
RET 32	L. SAVADORI	17 Laps

25/02/2017

These data/results cannot be reproduced, stored and/or transmitted in whole or in part by any manner of electronic, mechanical, photocopying, recording, broadcasting or otherwise now known or herein after developed without the previous express consent by the copyright owner, except for reproduction in daily press and regular printed publications on sale to the public within 60 days of the event related to those data/results and always provided that copyright symbol appears together as follows below.

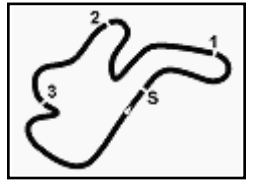
© DORNA WSBK ORGANIZATION Srl 2017

FCR PERUGIA TIMING


Official Tyre Supplier



Official Timekeeper



Phillip Island 4.445 m

Australian Round, 24-25-26 February 2017**World Superbike - Lap Chart Race 1****2 / 3****Lap 1**

1	33 M.Melandri (ITA)	
2	1 J.Rea (GBR)	0.061
3	66 T.Sykes (GBR)	0.136
4	7 C.Davies (GBR)	0.329
5	12 X.Forés (ESP)	0.527
6	22 A.Lowes (GBR)	0.714
7	60 M.van der Mark (NED)	1.027
8	50 E.Laverty (IRL)	1.143
9	69 N.Hayden (USA)	1.320
10	2 L.Camier (GBR)	1.486
11	32 L.Savadori (ITA)	1.491
12	6 S.Bradl (GER)	1.647
13	81 J.Torres (ESP)	1.733
14	21 M.Reiterberger (GER)	1.988
15	40 R.Ramos (ESP)	2.186
16	15 A.De Angelis (RSM)	2.582
17	25 J.Brookes (AUS)	2.698
18	88 R.Krummenacher (SU)	2.820
19	84 R.Russo (ITA)	3.108
20	86 A.Badovini (ITA)	3.130
21	37 O.Jezek (CZE)	3.599

Lap 2

1	1 J.Rea (GBR)	
2	66 T.Sykes (GBR)	0.048
3	33 M.Melandri (ITA)	0.147
4	7 C.Davies (GBR)	0.361
5	12 X.Forés (ESP)	0.607
6	22 A.Lowes (GBR)	0.865
7	60 M.van der Mark (NED)	1.029
8	50 E.Laverty (IRL)	1.145
9	69 N.Hayden (USA)	1.337
10	32 L.Savadori (ITA)	1.406
11	2 L.Camier (GBR)	1.531
12	6 S.Bradl (GER)	1.859
13	81 J.Torres (ESP)	2.071
14	40 R.Ramos (ESP)	2.602
15	21 M.Reiterberger (GER)	2.641
16	15 A.De Angelis (RSM)	2.736
17	88 R.Krummenacher (SU)	2.986
18	25 J.Brookes (AUS)	3.198
19	84 R.Russo (ITA)	3.693
20	86 A.Badovini (ITA)	3.712
21	37 O.Jezek (CZE)	4.485

Lap 3

1	1 J.Rea (GBR)	
2	33 M.Melandri (ITA)	0.177
3	66 T.Sykes (GBR)	0.562
4	7 C.Davies (GBR)	0.639
5	12 X.Forés (ESP)	1.014
6	22 A.Lowes (GBR)	1.538
7	60 M.van der Mark (NED)	2.339
8	50 E.Laverty (IRL)	2.357
9	69 N.Hayden (USA)	2.676
10	32 L.Savadori (ITA)	2.752
11	2 L.Camier (GBR)	2.897
12	6 S.Bradl (GER)	3.266
13	81 J.Torres (ESP)	3.273
14	21 M.Reiterberger (GER)	3.681
15	40 R.Ramos (ESP)	3.984
16	15 A.De Angelis (RSM)	4.192
17	88 R.Krummenacher (SU)	4.215
18	25 J.Brookes (AUS)	4.609
19	84 R.Russo (ITA)	5.124
20	37 O.Jezek (CZE)	6.664
21	86 A.Badovini (ITA)	7.674

Lap 4

1	1 J.Rea (GBR)	
2	33 M.Melandri (ITA)	0.071
3	7 C.Davies (GBR)	0.092
4	66 T.Sykes (GBR)	0.150

5	12 X.Forés (ESP)	0.402
6	22 A.Lowes (GBR)	0.800
7	50 E.Laverty (IRL)	2.346
8	32 L.Savadori (ITA)	2.422
9	60 M.van der Mark (NED)	2.502
10	69 N.Hayden (USA)	2.834
11	2 L.Camier (GBR)	2.899
12	81 J.Torres (ESP)	3.255
13	6 S.Bradl (GER)	3.586
14	21 M.Reiterberger (GER)	3.745
15	88 R.Krummenacher (SU)	4.216
16	40 R.Ramos (ESP)	4.775
17	25 J.Brookes (AUS)	4.823
18	15 A.De Angelis (RSM)	5.158
19	84 R.Russo (ITA)	5.670
20	37 O.Jezek (CZE)	7.821
21	86 A.Badovini (ITA)	8.051

Lap 5

1	1 J.Rea (GBR)	
2	7 C.Davies (GBR)	0.159
3	33 M.Melandri (ITA)	0.252
4	66 T.Sykes (GBR)	0.289
5	12 X.Forés (ESP)	0.585
6	22 A.Lowes (GBR)	0.803
7	32 L.Savadori (ITA)	1.432
8	60 M.van der Mark (NED)	2.273
9	2 L.Camier (GBR)	2.365
10	50 E.Laverty (IRL)	2.646
11	69 N.Hayden (USA)	3.120
12	81 J.Torres (ESP)	3.149
13	6 S.Bradl (GER)	3.369
14	21 M.Reiterberger (GER)	3.587
15	88 R.Krummenacher (SU)	3.829
16	25 J.Brookes (AUS)	4.490
17	40 R.Ramos (ESP)	5.184
18	15 A.De Angelis (RSM)	5.273
19	84 R.Russo (ITA)	6.501
20	86 A.Badovini (ITA)	8.543
21	37 O.Jezek (CZE)	8.544

Lap 6

1	33 M.Melandri (ITA)	
2	1 J.Rea (GBR)	0.036
3	7 C.Davies (GBR)	0.163
4	66 T.Sykes (GBR)	0.214
5	12 X.Forés (ESP)	0.460
6	22 A.Lowes (GBR)	0.693
7	2 L.Camier (GBR)	1.451
8	60 M.van der Mark (NED)	1.771
9	50 E.Laverty (IRL)	2.019
10	81 J.Torres (ESP)	2.072
11	69 N.Hayden (USA)	2.566
12	21 M.Reiterberger (GER)	3.116
13	6 S.Bradl (GER)	3.133
14	88 R.Krummenacher (SU)	3.186
15	15 A.De Angelis (RSM)	4.723
16	40 R.Ramos (ESP)	4.862
17	84 R.Russo (ITA)	6.647
18	86 A.Badovini (ITA)	8.601
19	37 O.Jezek (CZE)	8.881
20	25 J.Brookes (AUS)	9.848

Lap 7

1	33 M.Melandri (ITA)	
2	1 J.Rea (GBR)	0.338
3	7 C.Davies (GBR)	0.524
4	66 T.Sykes (GBR)	0.575
5	12 X.Forés (ESP)	0.740
6	22 A.Lowes (GBR)	0.778
7	2 L.Camier (GBR)	1.173
8	60 M.van der Mark (NED)	1.306
9	50 E.Laverty (IRL)	1.541
10	81 J.Torres (ESP)	1.613
11	69 N.Hayden (USA)	2.013

12	88 R.Krummenacher (SU)	2.405
13	6 S.Bradl (GER)	2.768
14	21 M.Reiterberger (GER)	3.069
15	15 A.De Angelis (RSM)	4.833
16	40 R.Ramos (ESP)	5.089
17	84 R.Russo (ITA)	6.878
18	86 A.Badovini (ITA)	9.136
19	37 O.Jezek (CZE)	9.515

Lap 8

1	33 M.Melandri (ITA)	
2	1 J.Rea (GBR)	0.293
3	7 C.Davies (GBR)	0.610
4	66 T.Sykes (GBR)	0.947
5	22 A.Lowes (GBR)	1.173
6	12 X.Forés (ESP)	1.442
7	2 L.Camier (GBR)	1.913
8	50 E.Laverty (IRL)	2.391
9	60 M.van der Mark (NED)	2.430
10	81 J.Torres (ESP)	2.554
11	69 N.Hayden (USA)	2.855
12	88 R.Krummenacher (SU)	2.962
13	6 S.Bradl (GER)	4.101
14	21 M.Reiterberger (GER)	4.120
15	15 A.De Angelis (RSM)	6.330
16	40 R.Ramos (ESP)	6.495
17	84 R.Russo (ITA)	9.090
18	86 A.Badovini (ITA)	11.162
19	37 O.Jezek (CZE)	11.347

Lap 9

1	33 M.Melandri (ITA)	
2	1 J.Rea (GBR)	0.067
3	7 C.Davies (GBR)	0.113
4	66 T.Sykes (GBR)	0.126
5	22 A.Lowes (GBR)	0.216
6	12 X.Forés (ESP)	0.460
7	2 L.Camier (GBR)	1.250
8	60 M.van der Mark (NED)	2.395
9	81 J.Torres (ESP)	2.437
10	50 E.Laverty (IRL)	2.549
11	69 N.Hayden (USA)	2.676
12	88 R.Krummenacher (SU)	2.747
13	6 S.Bradl (GER)	4.926
14	21 M.Reiterberger (GER)	4.953
15	15 A.De Angelis (RSM)	6.629
16	40 R.Ramos (ESP)	6.712
17	84 R.Russo (ITA)	11.569
18	86 A.Badovini (ITA)	12.145
19	37 O.Jezek (CZE)	13.578

Lap 10

1	66 T.Sykes (GBR)	
2	22 A.Lowes (GBR)	0.135
3	1 J.Rea (GBR)	0.459
4	33 M.Melandri (ITA)	0.529
5	7 C.Davies (GBR)	0.940
6	2 L.Camier (GBR)	1.128
7	12 X.Forés (ESP)	1.297
8	60 M.van der Mark (NED)	2.313
9	81 J.Torres (ESP)	2.359
10	50 E.Laverty (IRL)	2.424
11	69 N.Hayden (USA)	2.673
12	88 R.Krummenacher (SU)	2.881
13	21 M.Reiterberger (GER)	5.531
14	6 S.Bradl (GER)	5.673
15	40 R.Ramos (ESP)	7.101
16	15 A.De Angelis (RSM)	7.431
17	86 A.Badovini (ITA)	13.223
18	84 R.Russo (ITA)	13.266
19	37 O.Jezek (CZE)	14.987

Lap 11

1	22 A.Lowes (GBR)	
---	------------------	--

Lap 12

1	1 J.Rea (GBR)	
2	22 A.Lowes (GBR)	0.006
3	66 T.Sykes (GBR)	0.235
4	33 M.Melandri (ITA)	0.297
5	7 C.Davies (GBR)	0.944
6	2 L.Camier (GBR)	1.108
7	12 X.Forés (ESP)	1.285
8	60 M.van der Mark (NED)	3.164
9	81 J.Torres (ESP)	3.207
10	50 E.Laverty (IRL)	3.225
11	69 N.Hayden (USA)	3.807
12	88 R.Krummenacher (SU)	3.830
13	21 M.Reiterberger (GER)	7.260
14	6 S.Bradl (GER)	8.127
15	40 R.Ramos (ESP)	8.430
16	15 A.De Angelis (RSM)	8.681
17	86 A.Badovini (ITA)	16.301
18	84 R.Russo (ITA)	17.367
19	37 O.Jezek (CZE)	19.224

Lap 13

1	1 J.Rea (GBR)	
2	66 T.Sykes (GBR)	0.718
3	22 A.Lowes (GBR)	0.776
4	33 M.Melandri (ITA)	0.809
5	7 C.Davies (GBR)	0.940
6	2 L.Camier (GBR)	1.433
7	12 X.Forés (ESP)	1.711
8	50 E.Laverty (IRL)	4.173
9	60 M.van der Mark (NED)	4.218
10	81 J.Torres (ESP)	4.274
11	88 R.Krummenacher (SU)	4.648
12	69 N.Hayden (USA)	5.288
13	21 M.Reiterberger (GER)	8.589
14	6 S.Bradl (GER)	9.995
15	40 R.Ramos (ESP)	10.059
16	15 A.De Angelis (RSM)	10.237
17	86 A.Badovini (ITA)	18.857
18	84 R.Russo (ITA)	19.468
19	37 O.Jezek (CZE)	22.034

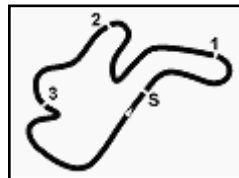
Lap 14

1	1 J.Rea (GBR)	
2	66 T.Sykes (GBR)	0.460
3	7 C.Davies (GBR)	0.621
4	22 A.Lowes (GBR)	0.848
5	33 M.Melandri (ITA)	0.874
6	2 L.Camier (GBR)	1.655
7	12 X.Forés (ESP)	1.933
8	60 M.van der Mark (NED)	5.119
9	81 J.Torres (ESP)	5.141
10	50 E.Laverty (IRL)	5.221
11	88 R.Krummenacher (SU)	5.329
12	69 N.Hayden (USA)	6.391
13	21 M.Reiterberger (GER)	9.832

25/02/2017

These data/results cannot be reproduced, stored and/or transmitted in whole or in part by any manner of electronic, mechanical, photocopying, recording, broadcasting or otherwise now known or herein after developed without the previous express consent by the copyright owner, except for reproduction in daily press and regular printed publications on sale to the public within 60 days of the event related to those data/results and always provided that copyright symbol appears together as follows below.

© DORNA WSBK ORGANIZATION Srl 2017



Phillip Island 4.445 m

Australian Round, 24-25-26 February 2017
World Superbike - Lap Chart Race 1

14	40 R.Ramos (ESP)	11.507
15	6 S.Bradl (GER)	11.722
16	15 A.De Angelis (RSM)	11.793
17	86 A.Badovini (ITA)	20.943
18	84 R.Russo (ITA)	21.568
19	37 O.Jezek (CZE)	24.710

Lap 15

1	1 J.Rea (GBR)	
2	66 T.Sykes (GBR)	0.036
3	7 C.Davies (GBR)	0.106
4	22 A.Lowes (GBR)	0.182
5	2 L.Camier (GBR)	1.395
6	12 X.Forés (ESP)	1.667
7	81 J.Torres (ESP)	4.946
8	50 E.Laverty (IRL)	6.001
9	88 R.Krummenacher (SU)	6.069
10	60 M.van der Mark (NED)	6.211
11	69 N.Hayden (USA)	7.014
12	21 M.Reiterberger (GER)	10.277
13	40 R.Ramos (ESP)	12.381
14	6 S.Bradl (GER)	12.483
15	15 A.De Angelis (RSM)	12.686
16	86 A.Badovini (ITA)	22.471
17	84 R.Russo (ITA)	23.056
18	37 O.Jezek (CZE)	27.165
19	33 M.Melandri (ITA)	1'08.781

Lap 16

1	1 J.Rea (GBR)	
2	66 T.Sykes (GBR)	0.027
3	7 C.Davies (GBR)	0.119
4	22 A.Lowes (GBR)	0.248
5	2 L.Camier (GBR)	0.563
6	12 X.Forés (ESP)	0.953
7	81 J.Torres (ESP)	4.679
8	50 E.Laverty (IRL)	6.245
9	60 M.van der Mark (NED)	7.224
10	69 N.Hayden (USA)	7.552
11	88 R.Krummenacher (SU)	7.697
12	21 M.Reiterberger (GER)	10.788
13	6 S.Bradl (GER)	13.633
14	40 R.Ramos (ESP)	13.661
15	15 A.De Angelis (RSM)	13.697
16	86 A.Badovini (ITA)	23.634
17	84 R.Russo (ITA)	24.136
18	37 O.Jezek (CZE)	30.904

Lap 17

1	66 T.Sykes (GBR)	
2	7 C.Davies (GBR)	0.061
3	1 J.Rea (GBR)	0.157
4	22 A.Lowes (GBR)	0.228
5	2 L.Camier (GBR)	0.575
6	12 X.Forés (ESP)	0.770
7	81 J.Torres (ESP)	4.850
8	50 E.Laverty (IRL)	7.115
9	60 M.van der Mark (NED)	7.806
10	69 N.Hayden (USA)	8.087
11	88 R.Krummenacher (SU)	8.104
12	21 M.Reiterberger (GER)	11.817
13	15 A.De Angelis (RSM)	15.232
14	40 R.Ramos (ESP)	15.416
15	6 S.Bradl (GER)	15.596
16	86 A.Badovini (ITA)	25.487
17	84 R.Russo (ITA)	25.781
18	37 O.Jezek (CZE)	33.453

Lap 18

1	66 T.Sykes (GBR)	
2	22 A.Lowes (GBR)	0.620
3	1 J.Rea (GBR)	0.620
4	7 C.Davies (GBR)	0.719
5	2 L.Camier (GBR)	1.018

6	12 X.Forés (ESP)	1.431
7	81 J.Torres (ESP)	5.472
8	50 E.Laverty (IRL)	8.190
9	60 M.van der Mark (NED)	8.216
10	88 R.Krummenacher (SU)	8.464
11	69 N.Hayden (USA)	9.254
12	21 M.Reiterberger (GER)	13.378
13	15 A.De Angelis (RSM)	16.988
14	40 R.Ramos (ESP)	17.005
15	6 S.Bradl (GER)	17.668
16	86 A.Badovini (ITA)	27.883
17	84 R.Russo (ITA)	27.945
18	37 O.Jezek (CZE)	36.226

Lap 19

1	66 T.Sykes (GBR)	
2	1 J.Rea (GBR)	0.140
3	7 C.Davies (GBR)	0.309
4	22 A.Lowes (GBR)	1.880
5	2 L.Camier (GBR)	1.922
6	12 X.Forés (ESP)	1.949
7	81 J.Torres (ESP)	6.190
8	60 M.van der Mark (NED)	9.156
9	50 E.Laverty (IRL)	9.306
10	88 R.Krummenacher (SU)	9.485
11	69 N.Hayden (USA)	10.676
12	21 M.Reiterberger (GER)	15.117
13	40 R.Ramos (ESP)	18.461
14	15 A.De Angelis (RSM)	18.531
15	6 S.Bradl (GER)	20.019
16	84 R.Russo (ITA)	30.474
17	86 A.Badovini (ITA)	31.064
18	37 O.Jezek (CZE)	38.966

Lap 20

1	1 J.Rea (GBR)	
2	7 C.Davies (GBR)	0.027
3	66 T.Sykes (GBR)	0.391
4	22 A.Lowes (GBR)	1.303
5	2 L.Camier (GBR)	1.943
6	12 X.Forés (ESP)	2.335
7	81 J.Torres (ESP)	6.372
8	60 M.van der Mark (NED)	9.704
9	50 E.Laverty (IRL)	9.883
10	88 R.Krummenacher (SU)	9.982
11	69 N.Hayden (USA)	12.193
12	21 M.Reiterberger (GER)	16.503
13	40 R.Ramos (ESP)	19.722
14	15 A.De Angelis (RSM)	19.876
15	6 S.Bradl (GER)	22.456
16	84 R.Russo (ITA)	32.906
17	86 A.Badovini (ITA)	34.030
18	37 O.Jezek (CZE)	41.525

Lap 21

1	1 J.Rea (GBR)	
2	7 C.Davies (GBR)	0.037
3	66 T.Sykes (GBR)	0.625
4	22 A.Lowes (GBR)	1.119
5	2 L.Camier (GBR)	2.157
6	12 X.Forés (ESP)	2.722
7	81 J.Torres (ESP)	7.237
8	50 E.Laverty (IRL)	10.542
9	60 M.van der Mark (NED)	10.585
10	88 R.Krummenacher (SU)	10.832
11	69 N.Hayden (USA)	14.768
12	21 M.Reiterberger (GER)	18.387
13	15 A.De Angelis (RSM)	21.607
14	40 R.Ramos (ESP)	21.613
15	6 S.Bradl (GER)	25.404
16	84 R.Russo (ITA)	35.542
17	86 A.Badovini (ITA)	37.934
18	37 O.Jezek (CZE)	44.252

Lap 22

1	1 J.Rea (GBR)	
2	7 C.Davies (GBR)	0.042
3	66 T.Sykes (GBR)	1.050
4	22 A.Lowes (GBR)	1.082
5	2 L.Camier (GBR)	3.002
6	12 X.Forés (ESP)	3.320
7	81 J.Torres (ESP)	8.725
8	50 E.Laverty (IRL)	12.135
9	60 M.van der Mark (NED)	12.180
10	88 R.Krummenacher (SU)	12.439
11	69 N.Hayden (USA)	19.344
12	21 M.Reiterberger (GER)	21.336
13	40 R.Ramos (ESP)	24.866
14	15 A.De Angelis (RSM)	24.902
15	6 S.Bradl (GER)	28.936
16	84 R.Russo (ITA)	39.404
17	86 A.Badovini (ITA)	42.941
18	37 O.Jezek (CZE)	48.043

25/02/2017

These data/results cannot be reproduced, stored and/or transmitted in whole or in part by any manner of electronic, mechanical, photocopying, recording, broadcasting or otherwise now known or herein after developed without the previous express consent by the copyright owner, except for reproduction in daily press and regular printed publications on sale to the public within 60 days of the event related to those data/results and always provided that copyright symbol appears together as follows below.

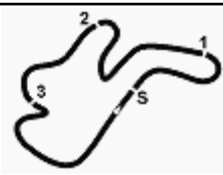
© DORNA WSBK ORGANIZATION Srl 2017

FCR PERUGIA TIMING


Official Tyre Supplier



Official Timekeeper



Phillip Island 4.445 m

Australian Round, 24-25-26 February 2017 World Superbike - Best Sector & Speed Race 1

RESULTS

1	1 J. REA	Kawasaki ZX-10R	Laps 22
2	7 C. DAVIES	Ducati Panigale R	0.042
3	66 T. SYKES	Kawasaki ZX-10R	1.050
4	22 A. LOWES	Yamaha YZF R1	1.082
5	2 L. CAMIER	MV Austa 1000 F4	3.002
6	12 X. FORÉS	Ducati Panigale R	3.320
7	81 J. TORRES	BMW S 1000 RR	8.725
8	50 E. LAVERTY	Aprilia RSV4 RF	12.135
9	60 M. VAN DER MARK	Yamaha YZF R1	12.180
10	88 R. KRUMMENACHER	Kawasaki ZX-10R	12.439
11	69 N. HAYDEN	Honda CBR1000RR	19.344
12	21 M. REITERBERGER	BMW S 1000 RR	21.336
13	40 R. RAMOS	Kawasaki ZX-10R	24.866
14	15 A. DE ANGELIS	Kawasaki ZX-10R	24.902
15	6 S. BRADL	Honda CBR1000RR	28.936
16	84 R. RUSSO	Yamaha YZF R1	39.404
17	86 A. BADOVINI	Kawasaki ZX-10R	42.941
18	37 O. JEZEK	Kawasaki ZX-10R	48.043
RET	33 M. MELANDRI	Ducati Panigale R	7 Laps
RET	25 J. BROOKES	Yamaha YZF R1	16 Laps
RET	32 L. SAVADORI	Aprilia RSV4 RF	17 Laps

SPEED

1	81 J. TORRES	BMW S 1000 RR	319.5
2	7 C. DAVIES	Ducati Panigale R	317.6
3	2 L. CAMIER	MV Austa 1000 F4	317.6
4	88 R. KRUMMENACHER	Kawasaki ZX-10R	317.6
5	50 E. LAVERTY	Aprilia RSV4 RF	316.7
6	60 M. VAN DER MARK	Yamaha YZF R1	315.8
7	33 M. MELANDRI	Ducati Panigale R	314.9
8	1 J. REA	Kawasaki ZX-10R	314.0
9	22 A. LOWES	Yamaha YZF R1	314.0
10	69 N. HAYDEN	Honda CBR1000RR	314.0
11	32 L. SAVADORI	Aprilia RSV4 RF	312.1
12	6 S. BRADL	Honda CBR1000RR	311.2
13	66 T. SYKES	Kawasaki ZX-10R	311.2
14	12 X. FORÉS	Ducati Panigale R	311.2
15	21 M. REITERBERGER	BMW S 1000 RR	310.3
16	40 R. RAMOS	Kawasaki ZX-10R	310.3
17	25 J. BROOKES	Yamaha YZF R1	307.7
18	15 A. DE ANGELIS	Kawasaki ZX-10R	305.9
19	86 A. BADOVINI	Kawasaki ZX-10R	305.9
20	84 R. RUSSO	Yamaha YZF R1	305.1
21	37 O. JEZEK	Kawasaki ZX-10R	302.5

SEG. 1		SEG. 2		SEG. 3		SEG. 4		SEG. 5			
1	81 J. TORRES	3.076	1	7 C. DAVIES	18.493	1	12 X. FORÉS	17.345	1	33 M. MELANDRI	25.313
2	7 C. DAVIES	3.111	2	22 A. LOWES	18.524	2	22 A. LOWES	17.363	2	7 C. DAVIES	25.498
3	50 E. LAVERTY	3.116	3	1 J. REA	18.559	3	33 M. MELANDRI	17.374	3	12 X. FORÉS	25.574
4	32 L. SAVADORI	3.122	4	12 X. FORÉS	18.590	4	22 A. LOWES	17.375	4	66 T. SYKES	25.582
5	6 S. BRADL	3.127	5	66 T. SYKES	18.591	5	66 T. SYKES	17.380	5	50 E. LAVERTY	25.607
6	69 N. HAYDEN	3.128	6	60 M. VAN DER MAR	18.595	6	7 C. DAVIES	17.386	6	1 J. REA	25.610
7	88 R. KRUMMENAC	3.129	7	2 L. CAMIER	18.664	7	32 L. SAVADORI	17.443	7	32 L. SAVADORI	25.618
8	33 M. MELANDRI	3.133	8	69 N. HAYDEN	18.667	8	2 L. CAMIER	17.450	8	22 A. LOWES	25.652
9	60 M. VAN DER MAR	3.137	9	32 L. SAVADORI	18.668	9	6 S. BRADL	17.474	9	88 R. KRUMMENAC	25.664
10	66 T. SYKES	3.141	10	81 J. TORRES	18.686	10	21 M. REITERBERG	17.476	10	2 L. CAMIER	25.693
11	22 A. LOWES	3.154	11	33 M. MELANDRI	18.687	11	69 N. HAYDEN	17.489	11	81 J. TORRES	25.709
12	21 M. REITERBERG	3.156	12	15 A. DE ANGELIS	18.697	12	81 J. TORRES	17.491	12	69 N. HAYDEN	25.735
13	2 L. CAMIER	3.157	13	21 M. REITERBERG	18.705	13	15 A. DE ANGELIS	17.492	13	25 J. BROOKES	25.751
14	1 J. REA	3.157	14	88 R. KRUMMENAC	18.705	14	60 M. VAN DER MAR	17.497	14	86 A. BADOVINI	25.778
15	12 X. FORÉS	3.164	15	25 J. BROOKES	18.744	15	88 R. KRUMMENAC	17.501	15	60 M. VAN DER MAR	25.800
16	15 A. DE ANGELIS	3.194	16	6 S. BRADL	18.759	16	25 J. BROOKES	17.545	16	15 A. DE ANGELIS	25.820
17	40 R. RAMOS	3.201	17	84 R. RUSSO	18.761	17	40 R. RAMOS	17.550	17	6 S. BRADL	25.831
18	25 J. BROOKES	3.207	18	50 E. LAVERTY	18.762	18	50 E. LAVERTY	17.550	18	40 R. RAMOS	25.882
19	84 R. RUSSO	3.223	19	40 R. RAMOS	18.822	19	86 A. BADOVINI	17.624	19	21 M. REITERBERG	25.891
20	86 A. BADOVINI	3.224	20	37 O. JEZEK	18.900	20	84 R. RUSSO	17.681	20	84 R. RUSSO	25.894
21	37 O. JEZEK	3.260	21	86 A. BADOVINI	18.928	21	84 R. RUSSO	17.692	21	37 O. JEZEK	25.998

25/02/2017

These data/results cannot be reproduced, stored and/or transmitted in whole or in part by any manner of electronic, mechanical, photocopying, recording, broadcasting or otherwise now known or herein after developed without the previous express consent by the copyright owner, except for reproduction in daily press and regular printed publications on sale to the public within 60 days of the event related to those data/results and always provided that copyright symbol appears together as follows below.

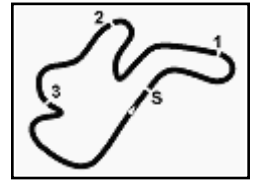
© DORNA WSBK ORGANIZATION Srl 2017

FICR PERUGIA TIMING


Official Tyre Supplier



Official Timekeeper



Phillip Island 4.445 m

Australian Round, 24-25-26 February 2017 World Superbike - Chronological Analysis Race 1

Start at 15:00'24.832

1 / 4

1 J. REA (1'31.197)								
Lap	Seg. 1	Seg. 2	Seg. 3	Seg. 4	Seg. 5	Lap Time	km/h	Local Time
1			26.802	17.835	25.833	1'38.067		15:02'02.899
2	3.205	18.983	26.661	17.631	25.818	1'32.298	307.7	15:03'35.197
3	3.230	18.559	26.273	17.407	25.728	1'31.197	305.9	15:05'06.394
4	3.248	18.647	26.547	17.733	26.107	1'32.282	303.4	15:06'38.676
5	3.276	18.768	26.766	17.725	26.057	1'32.592	301.7	15:08'11.268
6	3.251	19.413	26.733	17.749	26.036	1'33.182	303.4	15:09'44.450
7	3.309	19.117	26.784	17.817	26.067	1'33.094	299.2	15:11'17.544
8	3.190	18.819	26.393	17.380	25.625	1'31.407	309.5	15:12'48.951
9	3.202	18.771	26.328	17.733	26.271	1'32.305	307.7	15:14'21.256
10	3.297	19.503	26.909	17.509	25.610	1'32.828	297.5	15:15'54.084
11	3.157	18.714	26.675	17.556	25.676	1'31.778	314.0	15:17'25.862
12	3.185	18.858	26.384	17.519	25.691	1'31.637	311.2	15:18'57.499
13	3.250	18.571	26.418	17.391	25.807	1'31.437	304.2	15:20'28.936
14	3.248	18.663	26.364	17.402	25.930	1'31.607	304.2	15:22'00.543
15	3.247	18.777	26.573	17.650	26.101	1'32.348	304.2	15:23'32.891
16	3.239	19.002	26.637	17.748	26.023	1'32.649	305.1	15:25'05.540
17	3.279	18.979	26.574	17.595	25.945	1'32.372	291.1	15:26'37.912
18	3.191	18.957	26.924	17.469	25.765	1'32.306	311.2	15:28'10.218
19	3.224	18.598	26.481	17.401	25.683	1'31.387	305.9	15:29'41.605
20	3.174	18.756	26.392	17.580	26.139	1'32.041	311.2	15:31'13.646
21	3.250	18.786	26.605	17.518	25.764	1'31.923	302.5	15:32'45.569
22	3.234	18.685	26.426	17.394	25.814	1'31.553	301.7	15:34'17.122

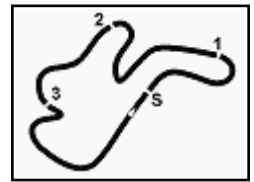
7 C. DAVIES (1'31.288)								
Lap	Seg. 1	Seg. 2	Seg. 3	Seg. 4	Seg. 5	Lap Time	km/h	Local Time
1			27.025	17.967	25.822	1'38.335		15:02'03.167
2	3.111	19.098	26.802	17.602	25.778	1'32.391	317.6	15:03'35.558
3	3.131	18.992	26.461	17.393	25.498	1'31.475	314.9	15:05'07.033
4	3.131	18.493	26.522	17.738	25.851	1'31.735	314.0	15:06'38.768
5	3.230	18.877	26.808	17.761	25.983	1'32.659	298.3	15:08'11.427
6	3.201	19.484	26.737	17.685	26.043	1'33.150	301.7	15:09'44.577
7	3.240	19.334	26.684	17.768	26.127	1'33.153	298.3	15:11'17.730
8	3.149	18.829	26.430	17.468	25.662	1'31.538	315.8	15:12'49.268
9	3.162	18.674	26.427	17.586	26.185	1'32.034	314.0	15:14'21.302
10	3.290	19.602	26.947	17.591	25.833	1'33.263	298.3	15:15'54.565
11	3.148	18.568	26.646	17.646	25.715	1'31.723	314.0	15:17'26.288
12	3.138	18.902	26.664	17.631	25.820	1'32.155	315.8	15:18'58.443
13	3.188	18.563	26.457	17.406	25.819	1'31.433	311.2	15:20'29.876
14	3.111	18.689	26.390	17.407	25.691	1'31.288	317.6	15:22'01.164
15	3.157	18.752	26.462	17.533	25.929	1'31.833	314.0	15:23'32.997
16	3.272	19.123	26.714	17.635	25.918	1'32.662	293.5	15:25'05.659
17	3.177	18.836	26.570	17.556	26.018	1'32.157	304.2	15:26'37.816
18	3.282	19.110	26.894	17.451	25.764	1'32.501	296.7	15:28'10.317
19	3.141	18.702	26.495	17.405	25.714	1'31.457	311.2	15:29'41.774
20	3.149	18.850	26.350	17.516	26.034	1'31.899	314.0	15:31'13.673
21	3.241	18.867	26.626	17.506	25.693	1'31.933	302.5	15:32'45.606
22	3.185	18.841	26.458	17.386	25.688	1'31.558	307.7	15:34'17.164

66 T. SYKES (1'31.349)								
Lap	Seg. 1	Seg. 2	Seg. 3	Seg. 4	Seg. 5	Lap Time	km/h	Local Time
1			26.848	17.706	25.764	1'38.142		15:02'02.974
2	3.150	19.068	26.646	17.699	25.708	1'32.271	304.2	15:03'35.245
3	3.265	19.060	26.408	17.396	25.582	1'31.711	292.7	15:05'06.956
4	3.197	18.763	26.513	17.622	25.775	1'31.870	309.5	15:06'38.826
5	3.217	19.127	27.005	17.597	25.785	1'32.731	290.3	15:08'11.557
6	3.194	19.506	26.759	17.657	25.955	1'33.071	296.7	15:09'44.628
7	3.202	19.205	26.989	17.688	26.069	1'33.153	301.7	15:11'17.781
8	3.141	18.962	26.596	17.397	25.728	1'31.824	309.5	15:12'49.605
9	3.179	18.715	26.419	17.460	25.937	1'31.710	311.2	15:14'21.315
10	3.228	19.092	26.612	17.493	25.885	1'32.310	302.5	15:15'53.625
11	3.277	18.717	26.827	17.533	25.873	1'32.227	300.0	15:17'25.852
12	3.248	19.000	26.478	17.427	25.729	1'31.882	299.2	15:18'57.734
13	3.199	18.841	26.524	17.382	25.974	1'31.920	309.5	15:20'29.654
14	3.214	18.591	26.412	17.375	25.757	1'31.349	307.7	15:22'01.003
15	3.230	18.672	26.492	17.563	25.967	1'31.924	305.1	15:23'32.927
16	3.268	19.060	26.729	17.626	25.957	1'32.640	295.1	15:25'05.567
17	3.229	18.755	26.537	17.552	26.115	1'32.188	300.8	15:26'37.755
18	3.275	18.706	26.451	17.542	25.869	1'31.843	300.8	15:28'09.598
19	3.283	18.702	26.395	17.555	25.932	1'31.867	299.2	15:29'41.465
20	3.288	19.245	26.649	17.536	25.854	1'32.572	299.2	15:31'14.037
21	3.216	18.831	26.635	17.584	25.891	1'32.157	306.8	15:32'46.194
22	3.202	18.717	26.532	17.546	25.981	1'31.978	309.5	15:34'18.172

22 A. LOWES (1'31.516)								
Lap	Seg. 1	Seg. 2	Seg. 3	Seg. 4	Seg. 5	Lap Time	km/h	Local Time
1			27.176	17.795	25.863	1'38.720		15:02'03.552

2	3.161	18.920	26.777	17.673	25.979	1'32.510	314.0	15:03'36.062
3	3.176	18.852	26.646	17.469	25.727	1'31.870	311.2	15:05'07.932
4	3.198	18.524	26.486	17.497	25.839	1'31.544	310.3	15:06'39.476
5	3.191	18.933	26.865	17.642	25.964	1'32.595	311.2	15:08'12.071
6	3.154	19.202	27.036	17.589	26.055	1'33.036	313.0	15:09'45.107
7	3.168	18.048	27.129	17.555	25.977	1'32.877	313.0	15:11'17.984
8	3.211	18.916	26.580	17.427	25.713	1'31.847	305.9	15:12'49.831
9	3.170	18.651	26.472	17.363	25.918	1'31.574	313.0	15:14'21.405
10	3.215	19.240	26.568	17.545	25.787	1'32.355	300.8	15:15'53.760
11	3.196	18.783	26.409	17.466	25.851	1'31.705	310.3	15:17'25.465
12	3.308	18.717	26.442	17.595	25.978	1'32.040	298.3	15:18'57.505
13	3.299	18.794	26.384	17.478	26.252	1'32.207	299.2	15:18'57.505
14	3.193	18.850	26.555	17.422	25.659	1'31.679	309.5	15:20'11.391
15	3.232	18.947	26.409	17.442	25.652	1'31.682	304.2	15:23'33.073
16	3.155	19.210	26.888	17.593	25.869	1'32.715	308.6	15:25'05.788
17	3.180	19.057	26.618	17.612	25.728	1'32.195	310.3	15:26'37.983
18	3.211	19.086	26.522	17.467	25.949	1'32.235	300.0	15:28'10.218
19	3.263	18.948	26.766	17.433	26.717	1'33.127	302.5	15:29'43.345
20	3.244	18.671	26.427	17.429	25.833	1'31.604	304.2	15:31'14.949
21	3.232	18.568	26.542	17.586	25.811	1'31.739	305.9	15:32'46.688
22	3.218	18.673	26.520	17.431	25.674	1'31.516	307.7	15:34'18.204

2 L. CAMIER (1'31.744)								
Lap	Seg. 1	Seg. 2	Seg. 3	Seg. 4	Seg. 5	Lap Time	km/h	Local Time
1			27.334	17.676	26.139	1'39.492		15:02'04.324
2	3.200	19.023	26.941	17.490	25.750	1'32.404	309.5	15:03'36.728
3	3.157	18.936	27.145	17.450	25.875	1'32.563	317.6	15:05'09.291
4	3.167	18.887	26.893	17.583	25.754	1'32.284	312.1	15:06'41.575
5	3.182	18.848	26.853	17.482	25.693	1'32.058	311.2	15:08'13.633
6	3.184	18.684	26.931	17.609	25.824	1'32.232	311.2	15:09'45.865
7	3.228	18.757	26.926	17.602	26.001	1'32.514	306.8	15:11'18.379
8	3.204	18.835	26.836	17.555	25.762	1'32.192	309.5	15:12'50.571
9	3.229	18.667	26.584	17.492	25.896	1'31.868	306.8	15:14'22.439
10	3.231	18.958	26.763	17.544	25.818	1'32.314	307.7	15:15'54.753
11	3.181	18.680	26.623	17.552	25.708	1'31.744	311.2	15:17'26.497
12	3.184	18.831	26.810	17.522	25.763	1'32.110	308.6	15:18'58.607
13	3.190	18.699	26.656	17.487	25.730	1'31.762	311.2	15:20'30.369
14	3.250	18.664	26.636	17.468	25.811	1'31.829	305.1	15:22'02.198
15	3.236	18.807	26.669	17.590	25.786	1'32.088	305.9	15:23'34.286
16	3.280	18.739	26.537	17.490	25.771	1'31.817	302.5	15:



Australian Round, 24-25-26 February 2017

World Superbike - Chronological Analysis Race 1

Phillip Island 4.445 m

2 / 4

Start at 15:00'24.832

6	3.163	18.781	26.831	17.585	25.709	1'32.069	310.3	15:09'46.486
7	3.113	19.012	26.824	17.613	25.771	1'32.333	315.8	15:11'18.819
8	3.099	18.899	26.925	17.715	25.755	1'32.393	317.6	15:12'51.212
9	3.103	18.923	26.856	17.526	26.006	1'32.414	314.9	15:14'23.626
10	3.151	18.918	26.781	17.647	25.861	1'32.358	310.3	15:15'55.984
11	3.183	18.782	26.791	17.658	25.954	1'32.368	308.6	15:17'28.352
12	3.211	18.686	26.774	17.622	26.061	1'32.354	302.5	15:19'00.706
13	3.275	18.962	26.827	17.507	25.933	1'32.504	299.2	15:20'33.210
14	3.169	18.851	26.699	17.748	26.007	1'32.474	311.2	15:22'05.684
15	3.226	18.806	26.723	17.491	25.907	1'32.153	301.7	15:23'37.837
16	3.251	18.759	26.747	17.606	26.019	1'32.382	303.4	15:25'10.219
17	3.251	18.837	26.694	17.573	26.031	1'32.386	305.1	15:26'42.605
18	3.264	18.835	26.786	17.633	25.947	1'32.465	302.5	15:28'15.070
19	3.257	18.913	26.746	17.602	26.067	1'32.585	302.5	15:29'47.655
20	3.264	18.878	26.700	17.616	25.905	1'32.363	302.5	15:31'20.018
21	3.246	18.902	26.853	17.660	26.127	1'32.788	305.1	15:32'52.806
22	3.259	18.960	26.957	17.716	26.149	1'33.041	302.5	15:34'25.847

11	3.179	18.818	27.071	17.627	25.664	1'32.359	311.2	15:17'28.865
12	3.194	18.992	26.918	17.660	25.700	1'32.464	297.5	15:19'01.329
13	3.195	18.795	26.876	17.600	25.789	1'32.255	305.9	15:20'33.584
14	3.201	18.735	26.934	17.619	25.799	1'32.288	306.8	15:22'05.872
15	3.166	19.232	26.986	17.728	25.976	1'33.088	303.4	15:23'38.960
16	3.208	19.211	28.261	17.619	25.978	1'34.277	305.1	15:25'13.237
17	3.185	18.883	26.975	17.513	25.826	1'32.622	310.3	15:26'45.859
18	3.224	18.776	26.724	17.565	25.914	1'32.203	303.4	15:28'18.062
19	3.195	19.014	26.960	17.770	25.949	1'32.888	309.5	15:29'50.950
20	3.227	18.961	26.876	17.649	25.965	1'32.678	307.7	15:31'23.628
21	3.180	19.048	26.887	17.619	26.039	1'32.773	307.7	15:32'56.401
22	3.206	19.123	27.120	17.796	25.915	1'33.160	308.6	15:34'29.561

69 N. HAYDEN (1'32.239)

Lap	Seg. 1	Seg. 2	Seg. 3	Seg. 4	Seg. 5	Lap Time	km/h	Local Time
1			27.283	17.672	26.279	1'39.326		15:02'04.158
2	3.158	18.765	26.949	17.523	25.981	1'32.376	311.2	15:03'36.534
3	3.149	18.913	27.080	17.530	25.864	1'32.536	314.0	15:05'09.070
4	3.216	18.667	26.945	17.546	26.066	1'32.440	303.4	15:06'41.510
5	3.197	19.256	26.876	17.617	25.932	1'32.878	308.6	15:08'14.388
6	3.222	18.914	27.036	17.602	25.818	1'32.592	302.5	15:09'46.980
7	3.238	18.781	26.720	17.489	26.011	1'32.239	301.7	15:11'19.219
8	3.205	18.848	26.709	17.619	25.913	1'32.294	308.6	15:12'51.513
9	3.168	18.776	26.873	17.558	25.977	1'32.352	311.2	15:14'23.865
10	3.128	19.023	26.936	17.611	25.735	1'32.433	309.5	15:15'56.298
11	3.169	18.918	26.941	17.606	25.892	1'32.526	312.1	15:17'28.824
12	3.151	18.909	26.888	17.613	25.921	1'32.482	309.5	15:19'01.306
13	3.241	19.023	26.906	17.647	26.101	1'32.918	302.5	15:20'34.224
14	3.235	18.952	26.755	17.666	26.102	1'32.710	304.2	15:22'06.934
15	3.256	18.943	27.060	17.604	26.108	1'32.971	302.5	15:23'39.905
16	3.268	18.941	27.063	17.789	26.126	1'33.187	300.8	15:25'13.092
17	3.230	18.860	26.963	17.690	26.007	1'32.750	305.1	15:26'45.842
18	3.255	19.031	26.862	17.715	26.147	1'33.010	300.0	15:28'18.852
19	3.261	19.151	26.862	17.785	26.230	1'33.289	302.5	15:29'52.141
20	3.256	19.147	26.966	17.934	26.395	1'33.698	300.8	15:31'25.839
21	3.292	19.220	27.069	18.250	26.667	1'34.498	299.2	15:33'00.337
22	3.309	19.541	27.668	18.303	27.308	1'36.129	296.7	15:34'36.466

21 M. REITERBERGER (1'32.237)

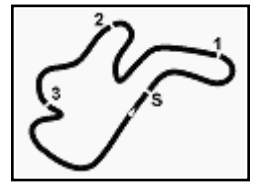
Lap	Seg. 1	Seg. 2	Seg. 3	Seg. 4	Seg. 5	Lap Time	km/h	Local Time
1			27.661	17.626	26.098	1'39.994		15:02'04.826
2	3.156	18.972	26.923	17.514	26.447	1'33.012	309.5	15:03'37.838
3	3.212	18.749	26.861	17.493	25.922	1'32.237	303.4	15:05'10.775
4	3.216	18.705	26.930	17.476	26.019	1'32.346	309.5	15:06'42.421
5	3.185	19.058	26.814	17.486	25.891	1'32.434	305.1	15:08'14.855
6	3.177	18.839	26.973	17.633	26.053	1'32.675	310.3	15:09'47.530
7	3.226	18.988	27.005	17.525	26.001	1'32.745	303.4	15:11'20.275
8	3.202	18.847	26.823	17.524	26.107	1'32.503	305.9	15:12'52.778
9	3.238	19.046	27.368	17.598	26.114	1'33.364	300.0	15:14'26.142
10	3.225	19.011	26.932	17.661	26.185	1'33.014	304.2	15:15'59.156
11	3.259	19.002	26.780	17.606	26.126	1'32.773	302.5	15:17'31.929
12	3.271	18.915	26.792	17.680	26.172	1'32.830	301.7	15:19'04.759
13	3.276	18.801	26.861	17.577	26.251	1'32.766	300.8	15:20'37.525
14	3.278	18.834	26.867	17.714	26.157	1'32.850	300.8	15:22'10.675
15	3.274	18.879	26.802	17.688	26.150	1'32.793	300.0	15:23'43.168
16	3.267	19.032	26.910	17.751	26.200	1'33.160	302.5	15:25'16.328
17	3.275	18.974	27.015	17.744	26.236	1'33.244	300.0	15:26'49.572
18	3.290	18.962	27.053	17.761	26.338	1'33.404	299.2	15:28'22.976
19	3.307	19.002	27.042	17.915	26.340	1'33.606	297.5	15:29'56.582
20	3.292	18.983	26.959	17.910	26.423	1'33.567	295.1	15:31'30.149
21	3.306	19.057	27.111	17.881	26.452	1'33.807	300.0	15:33'03.956
22	3.321	19.188	27.224	18.073	26.696	1'34.502	297.5	15:34'38.458

40 R. RAMOS (1'32.579)

Lap	Seg. 1	Seg. 2	Seg. 3	Seg. 4	Seg. 5	Lap Time	km/h	Local Time
1			27.600	17.773	25.969	1'40.192		15:02'05.024
2	3.201	19.052	26.943	17.574	26.005	1'32.775	305.9	15:03'37.799
3	3.278	18.917	26.899	17.603	25.882	1'32.579	301.7	15:05'10.378
4	3.266	19.245	27.011	17.603	25.948	1'33.073	304.2	15:06'43.451
5	3.277	19.197	26.880	17.608	26.039	1'33.001	299.2	15:08'16.452
6	3.301	18.934	27.027	17.577	25.985	1'32.824	296.7	15:09'49.276
7	3.236	18.990	27.042	17.663	26.088	1'33.019	301.7	15:11'22.295
8	3.275	18.956	26.940	17.653	26.034	1'32.858	301.7	15:12'55.153
9	3.231	19.019	26.949	17.617	25.932	1'32.748	310.3	15:14'27.901
10	3.208	19.011	26.894	17.605	26.107	1'32.825	305.9	15:16'00.726
11	3.312	18.822	26.675	17.703	26.072	1'32.584	298.3	15:17'33.310
12	3.306	18.919	26.804	17.550	26.040	1'32.619	299.2	15:19'05.929
13	3.286	18.987	26.957	17.670	26.166	1'33.066	300.0	15:20'38.995
14	3.237	19.122	26.847	17.695	26.154	1'33.055	304.2	15:22'12.050
15	3.339	18.956	27.013	17.736	26.178	1'33.222	295.9	15:23'45.272

50 E. LAVERTY (1'32.007)

Lap	Seg. 1	Seg. 2	Seg. 3	Seg. 4	Seg. 5	Lap Time	km/h	Local Time
1			27.304	17.648	25.997	1'39.149		15:02'03.981
2	3.122	18.836	26.871	17.574	25.958	1'32.361	316.7	15:03'36.342
3	3.116	18.920	27.167	17.568	25.638	1'32.409	316.7	15:05'08.751
4	3.167	18.854	26.639	17.639	25.972	1'32.271	310.3	15:06'41.022
5	3.219	18.890	27.058	17.686	26.039	1'32.892	306.8	15:08'13.914
6	3.162	18.845	26.883	17.737	25.892	1'32.519	312.1	15:09'46.433
7	3.141	18.955	26.738	17.635	25.845	1'32.314	314.9	15:11'18.747
8	3.127	18.840	26.683	17.770	25.882	1'32.302	316.7	15:12'51.049
9	3.165	18.762	26.748	17.696	26.318	1'32.689	311.2	15:14'23.738
10	3.134	18.966	26.890	17.617	25.704	1'32.311	314.9	15:15'56.490
11	3.131	19.019	26.883	17.661	25.974	1'32.668	310.3	15:17'28.717
12	3.173	18.834	26.775	17.618	25.607	1'32.007	309.5	15:19'00.724
13	3.212	18.955	26.725	17.550	25.943			



Phillip Island 4.445 m

Australian Round, 24-25-26 February 2017

World Superbike - Chronological Analysis Race 1

Start at 15:00'24.832

3 / 4

16	3.351	19.219	27.260	17.823	26.276	1'33.929	293.5	15:25'19.201
17	3.322	19.371	27.345	17.720	26.212	1'33.970	289.5	15:26'53.171
18	3.291	19.123	27.123	17.789	26.106	1'33.432	297.5	15:28'26.603
19	3.317	19.000	26.880	17.795	26.331	1'33.323	295.9	15:29'59.926
20	3.350	19.072	26.848	17.867	26.305	1'33.442	294.3	15:31'33.368
21	3.351	19.101	26.996	17.915	26.451	1'33.814	294.3	15:33'07.182
22	3.409	19.284	27.482	18.151	26.480	1'34.806	286.5	15:34'41.988

21	3.418	19.186	27.297	18.217	26.441	1'34.559	288.0	15:33'21.111
22	3.403	19.151	27.614	18.531	26.716	1'35.415	289.5	15:34'56.526

15 A. DE ANGELIS (1'32.495)

Lap	Seg. 1	Seg. 2	Seg. 3	Seg. 4	Seg. 5	Lap Time	km/h	Local Time
1			27.865	17.717	26.091	1'40.588		15:02'05.420
2	3.223	18.800	27.085	17.526	25.879	1'32.513	305.9	15:03'37.933
3	3.194	19.029	27.035	17.492	25.903	1'32.653	304.2	15:05'10.586
4	3.238	19.190	27.284	17.596	25.940	1'33.248	301.7	15:06'43.834
5	3.262	18.986	27.021	17.618	25.820	1'32.707	301.7	15:08'16.541
6	3.206	18.697	26.965	17.588	26.140	1'32.596	305.9	15:09'49.137
7	3.304	18.904	26.903	17.781	26.010	1'32.902	299.2	15:11'22.039
8	3.315	18.941	26.856	17.731	26.106	1'32.949	296.7	15:12'54.988
9	3.328	18.846	26.970	17.708	25.978	1'33.830	295.1	15:14'27.818
10	3.296	19.145	27.140	17.685	25.972	1'32.238	296.7	15:16'01.056
11	3.266	18.800	26.897	17.595	25.937	1'32.495	301.7	15:17'33.551
12	3.257	18.867	26.997	17.625	25.883	1'32.629	303.4	15:19'06.180
13	3.264	18.878	27.062	17.715	26.074	1'32.993	303.4	15:20'39.173
14	3.250	19.030	27.288	17.601	25.994	1'33.163	302.5	15:22'12.336
15	3.211	19.176	27.176	17.615	26.063	1'33.241	305.9	15:23'45.577
16	3.237	19.206	27.457	17.729	26.031	1'33.660	305.1	15:25'19.237
17	3.222	19.091	27.319	17.803	26.315	1'33.750	300.0	15:26'52.987
18	3.380	19.014	27.144	17.738	26.323	1'33.599	292.7	15:28'26.586
19	3.409	19.096	27.044	17.723	26.138	1'33.410	282.0	15:29'59.996
20	3.322	19.199	27.091	17.703	26.211	1'33.526	295.1	15:31'33.522
21	3.282	19.114	27.148	17.787	26.323	1'33.654	302.5	15:33'07.176
22	3.419	19.372	27.526	18.113	26.418	1'34.848	285.0	15:34'42.024

86 A. BADOVINI (1'32.659)

Lap	Seg. 1	Seg. 2	Seg. 3	Seg. 4	Seg. 5	Lap Time	km/h	Local Time
1			27.916	17.752	26.124	1'41.136		15:02'05.968
2	3.224	19.082	27.035	17.822	25.778	1'32.941	305.9	15:03'38.909
3	3.257	19.254	28.709	17.900	26.039	1'35.159	302.5	15:05'14.068
4	3.294	18.935	26.864	17.624	25.942	1'32.659	299.2	15:06'46.727
5	3.259	19.019	27.075	17.837	25.894	1'33.084	302.5	15:08'19.811
6	3.295	19.083	27.010	17.697	26.119	1'33.204	298.3	15:09'53.015
7	3.319	18.991	27.232	17.718	26.067	1'33.327	297.5	15:11'26.342
8	3.331	19.019	27.148	17.804	26.176	1'33.478	295.1	15:12'59.820
9	3.322	19.015	27.207	17.725	26.245	1'33.514	296.7	15:14'33.334
10	3.303	18.928	27.007	18.081	26.195	1'33.514	298.3	15:16'06.848
11	3.350	19.255	26.959	17.709	26.191	1'33.464	293.5	15:17'40.312
12	3.353	19.113	27.018	17.723	26.281	1'33.488	292.7	15:19'13.800
13	3.366	19.257	27.206	17.813	26.351	1'33.993	291.9	15:20'47.793
14	3.372	19.139	27.045	17.853	26.284	1'33.693	291.1	15:22'21.486
15	3.361	19.263	27.123	17.853	26.276	1'33.876	291.1	15:23'55.362
16	3.364	19.215	27.089	17.784	26.360	1'33.812	291.9	15:25'29.174
17	3.362	19.164	27.229	17.902	26.411	1'34.068	291.9	15:27'03.242
18	3.371	19.122	27.241	17.984	26.521	1'34.239	291.1	15:28'37.481
19	3.375	19.486	27.363	18.008	26.816	1'35.048	288.0	15:30'12.529
20	3.339	19.506	27.358	18.301	26.643	1'35.147	294.3	15:31'47.676
21	3.351	19.564	27.694	18.258	26.960	1'35.827	292.7	15:33'23.503
22	3.356	19.668	27.851	18.460	27.225	1'36.560	292.7	15:35'00.063

37 O. JEZEK (1'33.245)

Lap	Seg. 1	Seg. 2	Seg. 3	Seg. 4	Seg. 5	Lap Time	km/h	Local Time
1			28.238	17.913	26.237	1'41.605		15:02'06.437
2	3.260	19.139	27.006	17.784	26.056	1'33.245	302.5	15:03'39.682
3	3.293	18.900	27.353	17.699	26.131	1'33.376	300.0	15:05'13.058
4	3.350	19.006	26.988	17.882	26.213	1'33.439	293.5	15:06'46.497
5	3.364	19.033	27.065	17.800	26.053	1'33.315	292.7	15:08'19.812
6	3.371	19.211	27.222	17.681	25.998	1'33.483	293.5	15:09'53.295
7	3.347	18.990	27.222	17.743	26.124	1'33.426	295.1	15:11'26.721
8	3.348	18.961	27.005	17.839	26.131	1'33.284	293.5	15:13'00.005
9	3.285	19.076	28.351	17.844	26.206	1'34.762	300.0	15:14'34.767
10	3.369	19.002	27.200	17.921	26.353	1'33.845	291.9	15:16'08.612
11	3.380	19.148	27.139	17.902	26.365	1'33.934	289.5	15:17'42.546
12	3.389	19.122	27.125	18.001	26.540	1'34.177	288.8	15:19'16.723
13	3.408	19.125	27.327	17.978	26.409	1'34.247	288.0	15:20'50.970
14	3.402	19.224	27.172	18.027	26.458	1'34.283	288.8	15:22'25.253
15	3.415	19.190	27.266	18.283	26.649	1'34.803	286.5	15:24'00.056
16	3.426	19.339	29.033	18.013	26.577	1'36.388	286.5	15:25'36.444
17	3.426	19.320	27.332	18.169	26.517	1'34.764	285.7	15:27'11.208
18	3.436	19.273	27.288	17.968	26.651	1'34.616	285.0	15:28'45.824
19	3.431	19.203	27.251	18.143	26.579	1'34.607	285.0	15:30'20.431
20	3.422	19.211	27.277	18.045	26.785	1'34.740	286.5	15:31'55.171
21	3.430	19.385	27.316	18.021	26.498	1'34.650	285.7	15:33'29.821
22	3.429	19.301	27.503	18.288	26.823	1'35.344	286.5	15:35'05.165

33 M. MELANDRI (1'31.227)

Lap	Seg. 1	Seg. 2	Seg. 3	Seg. 4	Seg. 5	Lap Time	km/h	Local Time
1			26.856	17.864	25.906	1'38.006		15:02'02.838
2	3.229	19.213	26.781	17.633	25.650	1'32.506	305.1	15:03'35.344
3	3.133	18.840	26.331	17.486	25.437	1'31.227	308.6	15:05'06.571
4	3.180	18.687	26.584	17.787	25.938	1'32.176	310.3	15:06'38.747
5	3.263	18.967	26.893	17.769	25.881	1'32.773	303.4	15:08'11.520
6	3.178	19.036	26.710	17.807	26.163	1'32.894	295.9	15:09'44.414
7	3.276	19.003	26.778	17.881	25.854	1'32.792	301.7	15:11'17.206
8	3.250	18.734	26.336	17.595	25.537	1'31.452	303.4	15:12'48.658
9	3.231	18.689	26.457	17.805	26.349	1'32.531	303.4	15:14'21.189
10	3.286	19.325	27.006	17.817	25.531	1'32.965	300.8	15:15'54.154
11	3.133	18.791	26.726	17.522	25.618	1'31.790	314.0	15:17'25.944
12	3.156	19.123	26.657	17.603	25.313	1'31.852	307.7	15:18'57.796
13	3.153	18.970	26.542	17.480	25.804	1'31.949	309.5	15:20'29.745
14	3.195	18.902	26.632	17.374	25.569	1'31.672	307.7	15:22'01.417
15	3.152	1'19.983	31.330	18.604	27.186	2'40.255	314.9	15:24'41.672

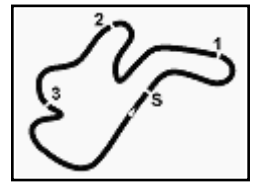
25 J. BROOKES (1'32.259)

Lap	Seg. 1	Seg. 2	Seg. 3	Seg. 4	Seg. 5	Lap Time	km/h	Local Time
1			27.866	17.685	26.120	1'40.704		15:02'05.536
2	3.207	18.934	27.057	17.661	26.000	1'32.859	305.9	15:03'38.395
3	3.218	18.841	27.055	17.630	25.864	1'32.608	307.7	15:05'11.003
4	3.241	18.919	26.940	17.645	25.751	1'32.496	305.9	15:06'43.499
5	3.233	18.824	26.793	17.545	25.864	1'32.259	303.4	15:08'15.758
6	3.315	18.744	27.036	17.644	31.765	1'38.504	298.3	15:09'54.262

25/02/2017 P = Pits In/Out - C = Lap-Time Cancelled

These data/results cannot be reproduced, stored and/or transmitted in whole or in part by any manner of electronic, mechanical, photocopying, recording, broadcasting or otherwise now known or herein after developed without the previous express consent by the copyright owner, except for reproduction in daily press and regular printed publications on sale to the public within 60 days of the event related to those data/results and always provided that copyright symbol appears together as follows below.

© DORNA WSBK ORGANIZATION Srl 2017



Phillip Island 4.445 m

4 / 4

Australian Round, 24-25-26 February 2017

World Superbike - Chronological Analysis Race 1

Start at 15:00'24.832

32 L. SAVADORI (1'31.602)

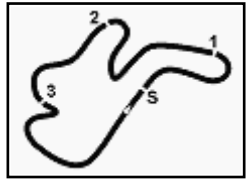
Lap	Seg. 1	Seg. 2	Seg. 3	Seg. 4	Seg. 5	Lap Time	km/h	Local Time
1			27.638	17.686	26.015	1'39.497		15:02'04.329
2	3.178	18.799	26.860	17.544	25.893	1'32.274	307.7	15:03'36.603
3	3.122	18.953	27.114	17.559	25.795	1'32.543	312.1	15:05'09.146
4	3.164	18.787	26.662	17.550	25.789	1'31.952	305.9	15:06'41.098
5	3.230	18.668	26.643	17.443	25.618	1'31.602	300.8	15:08'12.700

25/02/2017 P = Pits In/Out - C = Lap-Time Cancelled

These data/results cannot be reproduced, stored and/or transmitted in whole or in part by any manner of electronic, mechanical, photocopying, recording, broadcasting or otherwise now known or herein after developed without the previous express consent by the copyright owner, except for reproduction in daily press and regular printed publications on sale to the public within 60 days of the event related to those data/results and always provided that copyright symbol appears together as follows below.

© DORNA WSBK ORGANIZATION Srl 2017

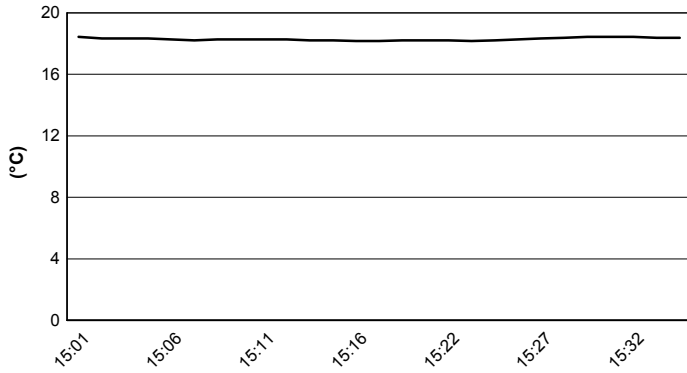




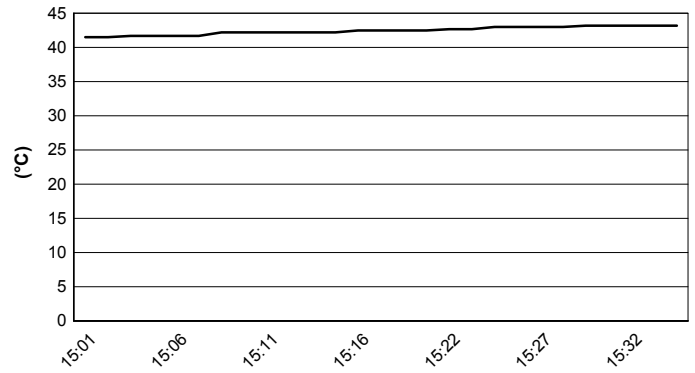
Phillip Island 4.445 m

Session started 15:01 Session ended 15:35

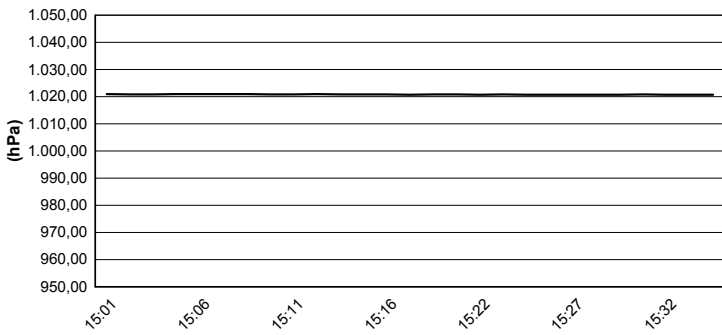
Air Temperature



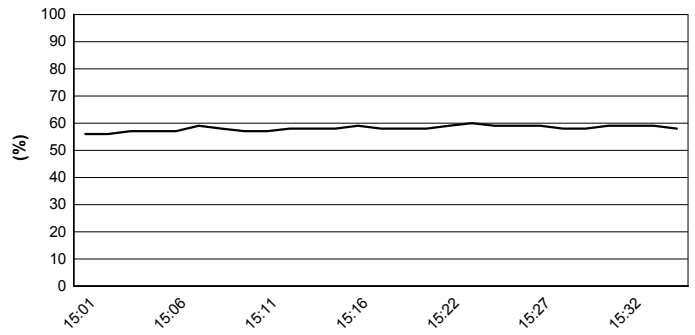
Track Temperature



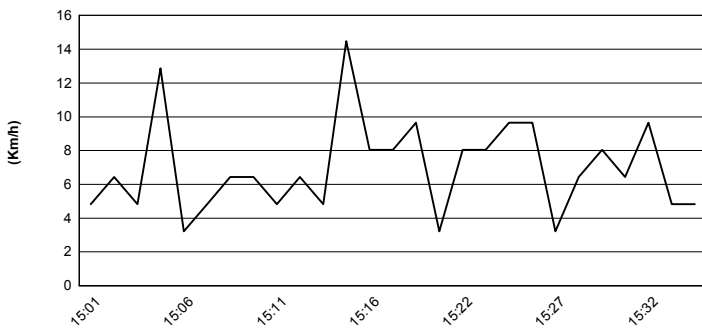
Air Pressure



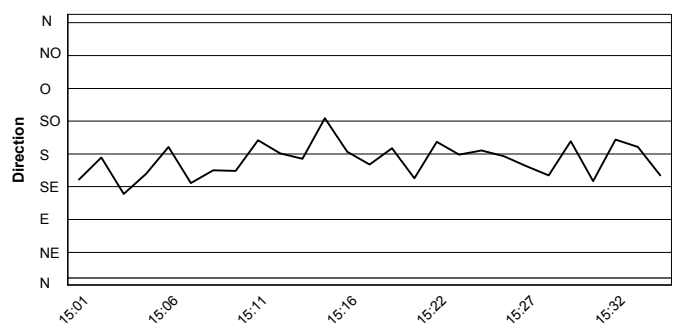
Humidity



Wind Speed



Wind Direction

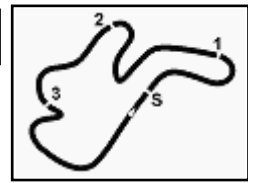


25/02/2017

These data/results cannot be reproduced, stored and/or transmitted in whole or in part by any manner of electronic, mechanical, photocopying, recording, broadcasting or otherwise now known or herein after developed without the previous express consent by the copyright owner, except for reproduction in daily press and regular printed publications on sale to the public within 60 days of the event related to those data/results and always provided that copyright symbol appears together as follows below.

© DORNA WSBK ORGANIZATION Srl 2017





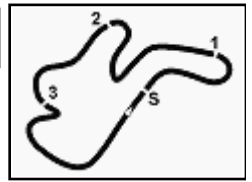
Phillip Island 4.445 m

Australian Round, 24-25-26 February 2017 World Superbike - Championship Standings

	Points	Points From First	Points From Previous	February 26 PHILLIP ISLAND	March 12 BURIRAM	April 2 ARAGÓN	April 30 ASSEN	May 14 IMOLA	May 28 DONINGTON PARK	June 18 MISANO	July 9 LAGUNA SECA	August 20 LAUSITZRING	September 17 PORTIMÃO	October 1 MAGNY COURS	October 15 TBA	November 4 LOSAIL		
1 REA Jonathan (GBR)	25			25 1														
2 DAVIES Chaz (GBR)	20	5		20 2														
3 SYKES Tom (GBR)	16	9	4	16 3														
4 LOWES Alex (GBR)	13	12	3	13 4														
5 CAMIER Leon (GBR)	11	14	2	11 5														
6 FORÉS Xavi (ESP)	10	15	1	10 6														
7 TORRES Jordi (ESP)	9	16	1	9 7														
8 LAVERTY Eugene (IRL)	8	17	1	8 8														
9 VAN DER MARK Michael (NED)	7	18	1	7 9														
10 KRUMMENACHER Randy (SUI)	6	19	1	6 10														
11 HAYDEN Nicky (USA)	5	20	1	5 11														
12 REITERBERGER Markus (GER)	4	21	1	4 12														
13 RAMOS Román (ESP)	3	22	1	3 13														
14 DE ANGELIS Alex (RSM)	2	23	1	2 14														
15 BRADL Stefan (GER)	1	24	1	1 15														

25/02/2017 First Line: Championship Standings - Second Line: Ranking Progression
 These data/results cannot be reproduced, stored and/or transmitted in whole or in part by any manner of electronic, mechanical, photocopying, recording, broadcasting or otherwise now known or herein after developed without the previous express consent by the copyright owner, except for reproduction in daily press and regular printed publications on sale to the public within 60 days of the event related to those data/results and always provided that copyright symbol appears together as follows below.
 © DORNA WSBK ORGANIZATION Srl 2017





Phillip Island 4.445 m

Australian Round, 24-25-26 February 2017 World Superbike - Manufacturers Standings

	Points	Points From First	Points From Previous	February 26 PHILLIP ISLAND	March 12 BURIRAM	April 2 ARAGÓN	April 30 ASSEN	May 14 IMOLA	May 28 DONINGTON PARK	June 18 MISANO	July 9 LAGUNA SECA	August 20 LAUSITZRING	September 17 PORTIMÃO	October 1 MAGNY COURS	October 15 TBA	November 4 LOSAIL
1 KAWASAKI	25			25 1												
2 DUCATI	20	5		20 2												
3 YAMAHA	13	12	7	13 3												
4 MV AGUSTA	11	14	2	11 4												
5 BMW	9	16	2	9 5												
6 APRILIA	8	17	1	8 6												
7 HONDA	5	20	3	5 7												

25/02/2017

First Line: Championship Standings - Second Line: Ranking Progression

These data/results cannot be reproduced, stored and/or transmitted in whole or in part by any manner of electronic, mechanical, photocopying, recording, broadcasting or otherwise now known or herein after developed without the previous express consent by the copyright owner, except for reproduction in daily press and regular printed publications on sale to the public within 60 days of the event related to those data/results and always provided that copyright symbol appears together as follows below.

© DORNA WSBK ORGANIZATION Srl 2017

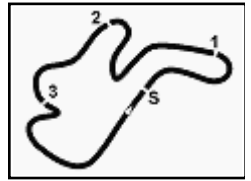
FKR PERUGIA TIMING



Official Tyre Supplier



Official Timekeeper



Phillip Island 4.445 m

Australian Round, 24-25-26 February 2017

World Superbike - Pirelli Best Lap Award

Points	Points From First	Points From Previous	February 26 PHILLIP ISLAND	March 12 BURIRAM	April 2 ARAGÓN	April 30 ASSEN	May 14 IMOLA	May 28 DONINGTON PARK	June 18 MISANO	July 9 LAGUNA SECA	August 20 LAUSITZRING	September 17 PORTIMÃO	October 1 MAGNY COURS	October 15 TBA	November 4 LOSAIL	
Fastest Laps																
1	REA	Jonathan (GBR)	1													

25/02/2017

These data/results cannot be reproduced, stored and/or transmitted in whole or in part by any manner of electronic, mechanical, photocopying, recording, broadcasting or otherwise now known or herein after developed without the previous express consent by the copyright owner, except for reproduction in daily press and regular printed publications on sale to the public within 60 days of the event related to those data/results and always provided that copyright symbol appears together as follows below.

© DORNA WSBK ORGANIZATION Srl 2017

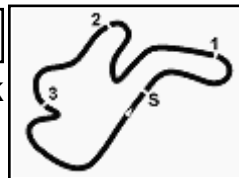
FKR PERUGIA TIMING



Official Tyre Supplier



Official Timekeeper



Phillip Island 4.445 m

Australian Round, 24-25-26 February 2017

World Superbike - Best Laps & Speeds

1 / 2

No.	Rider		Best Lap		FP1		FP2		FP3		SP1		SP2		RC1	
	Nat	Bike	laps	speed	laps	speed	laps	speed	laps	speed	laps	speed	laps	speed	laps	speed
1	1	J. REA	104	315,7	28	315,7	32	313,0	16	309,4			6	310,3	22	313,9
		GBR Kawasaki ZX-10R														
2	66	T. SYKES	91	312,1	25	312,1	24	307,6	14	306,8			6	307,6	22	311,2
		GBR Kawasaki ZX-10R														
3	33	M. MELANDRI	85	314,8	27	311,2	24	313,9	13	313,9			6	308,5	15	314,8
		ITA Ducati Panigale R														
4	7	C. DAVIES	102	317,6	31	314,8	29	313,0	14	307,6			6	311,2	22	317,6
		GBR Ducati Panigale R														
5	22	A. LOWES	98	313,9	22	307,6	33	309,4	14	305,9			7	305,9	22	313,9
		GBR Yamaha YZF R1														
6	32	L. SAVADORI	72	312,1	22	307,6	25	305,9	13	305,9			7	305,9	5	312,1
		ITA Aprilia RSV4 RF														
7	12	X. FORÉS	92	311,2	22	310,3	30	307,6	13	307,6			5	306,8	22	311,2
		ESP Ducati Panigale R														
8	81	J. TORRES	96	319,5	27	310,3	25	306,8	16	306,8			6	308,5	22	319,5
		ESP BMW S 1000 RR														
9	2	L. CAMIER	53	317,6	4	302,5			14	304,2	7	302,5	6	300,0	22	317,6
		GBR MV Agusta 1000 F4														
10	60	M. VAN DER MARK	107	315,7	26	310,3	29	308,5	16	309,4	8	309,4	6	305,9	22	315,7
		NED Yamaha YZF R1														
11	69	N. HAYDEN	92	313,9	24	306,8	25	305,0	14	303,3			7	301,6	22	313,9
		USA Honda CBR1000RR														
12	21	M. REITERBERGER	97	310,3	27	309,4	27	305,9	13	302,5			8	305,0	22	310,3
		GER BMW S 1000 RR														
13	50	E. LAVERTY	77	316,7	21	312,1	20	313,9	12	308,5	2	309,4			22	316,7
		IRL Aprilia RSV4 RF														
14	88	R. KRUMMENACHER	88	317,6	25	306,8	19	302,5	14	308,5	8	302,5			22	317,6
		SUI Kawasaki ZX-10R														
15	15	A. DE ANGELIS	91	308,5	26	305,9	24	308,5	11	300,0	8	307,6			22	305,9
		RSM Kawasaki ZX-10R														
16	6	S. BRADL	95	311,2	25	306,8	27	305,9	13	301,6	8	306,8			22	311,2
		GER Honda CBR1000RR														
17	86	A. BADOVINI	77	305,9	21	300,8	17	300,0	10	304,2	7	299,1			22	305,9
		ITA Kawasaki ZX-10R														
18	25	J. BROOKES	85	307,6	27	295,8	30	303,3	13	301,6	9	297,5			6	307,6
		AUS Yamaha YZF R1														
19	40	R. RAMOS	91	310,3	21	305,0	24	309,4	16	301,6	8	303,3			22	310,3
		ESP Kawasaki ZX-10R														
20	84	R. RUSSO	75	305,0	21	300,0	13	300,0	11	300,0	8	302,5			22	305,0
		ITA Yamaha YZF R1														

25/02/2017

These data/results cannot be reproduced, stored and/or transmitted in whole or in part by any manner of electronic, mechanical, photocopying, recording, broadcasting or otherwise now known or herein after developed without the previous express consent by the copyright owner, except for reproduction in daily press and regular printed publications on sale to the public within 60 days of the event related to those data/results and always provided that copyright symbol appears together as follows below.

© DORNA WSBK ORGANIZATION Srl 2017

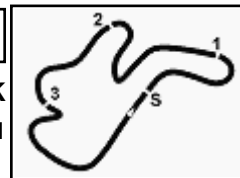
FIAT PERUGIA TIMING



Official Tyre Supplier



Official Timekeeper



Phillip Island 4.445 m

Australian Round, 24-25-26 February 2017

World Superbike - Best Laps & Speeds

2 / 2

No.	Rider		Best Lap		FP1		FP2		FP3		SP1		SP2		RC1	
	Nat	Bike	laps	speed	laps	speed	laps	speed	laps	speed	laps	speed	laps	speed	laps	speed
21	37	O. JEZEK	1'31.576		1'32.870		1'32.129		1'31.576		1'32.070				1'33.245	
		CZE	87	302,5	24	295,0	22	300,8	11	297,5	8	292,6			22	302,5

25/02/2017

These data/results cannot be reproduced, stored and/or transmitted in whole or in part by any manner of electronic, mechanical, photocopying, recording, broadcasting or otherwise now known or herein after developed without the previous express consent by the copyright owner, except for reproduction in daily press and regular printed publications on sale to the public within 60 days of the event related to those data/results and always provided that copyright symbol appears together as follows below.

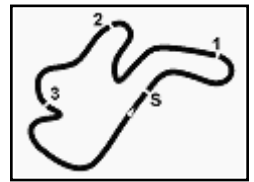
© DORNA WSBK ORGANIZATION Srl 2017

FKR PERUGIA TIMING


Official Tyre Supplier



Official Timekeeper



Phillip Island 4.445 m

Australian Round, 24-25-26 February 2017

World Superbike - Provisional Starting Grid - Race 2

22 Laps x 4,445 km = 97,790 km



1	22 LOWES A. Yamaha	2	2 CAMIER L. MV Agusta	3	12 FORÉS X. Ducati
2	81 TORRES J. BMW	5	50 LAVERTY E. Aprilia	6	60 VAN DER MARK M. Yamaha
3	66 SYKES T. Kawasaki	8	7 DAVIES C. Ducati	9	1 REA J. Kawasaki
4	33 MELANDRI M. Ducati	11	32 SAVADORI L. Aprilia	12	69 HAYDEN N. Honda
5	21 REITERBERGER M. BMW	14	88 KRUMMENACHER R. Kawasaki	15	6 BRADL S. Honda
6	25 BROOKES J. Yamaha	17	40 RAMOS R. Kawasaki	18	84 RUSSO R. Yamaha
7	37 JEZEK O. Kawasaki	20	15 DE ANGELIS A. Kawasaki	21	86 BADOVINI A. Kawasaki

25/02/2017 Jury President

..... Race Director

These data/results cannot be reproduced, stored and/or transmitted in whole or in part by any manner of electronic, mechanical, photocopying, recording, broadcasting or otherwise now known or herein after developed without the previous express consent by the copyright owner, except for reproduction in daily press and regular printed publications on sale to the public within 60 days of the event related to those data/results and always provided that copyright symbol appears together as follows below.

© DORNA WSBK ORGANIZATION Srl 2017

FKR PERUGIA TIMING



Official Tyre Supplier



Official Timekeeper