

Phillip Island 4.445 m

1 / 2

Australian Round, 24-25-26 February 2017

World Superbike - Results Free Practice 3rd Session

No.	Rider	Nat	Team	Bike	Time	Gap	Rel.	Laps	Speed	
									Avg	Max
1	1 J. REA	GBR	Kawasaki Racing Team	Kawasaki ZX-10R	1'30.274			16	177,260	309,5
2	33 M. MELANDRI	ITA	Aruba.it Racing - Ducati	Ducati Panigale R	1'30.647	0.373	0.373	13	176,531	314,0
3	12 X. FORÉS	ESP	BARNI Racing Team	Ducati Panigale R	1'30.840	0.566	0.193	13	176,156	307,7
4	7 C. DAVIES	GBR	Aruba.it Racing - Ducati	Ducati Panigale R	1'30.874	0.600	0.034	14	176,090	307,7
5	66 T. SYKES	GBR	Kawasaki Racing Team	Kawasaki ZX-10R	1'30.929	0.655	0.055	14	175,983	306,8
6	22 A. LOWES	GBR	Pata Yamaha Official WorldSBK Team	Yamaha YZF R1	1'31.062	0.788	0.133	14	175,726	305,9
7	69 N. HAYDEN	USA	Red Bull Honda World Superbike Team	Honda CBR1000RR	1'31.214	0.940	0.152	14	175,434	303,4
8	88 R. KRUMMENACHER	SUI	Kawasaki Puccetti Racing	Kawasaki ZX-10R	1'31.387	1.113	0.173	14	175,101	308,6
9	2 L. CAMIER	GBR	MV Agusta Reparto Corse	MV Agusta 1000 F4	1'31.403	1.129	0.016	14	175,071	304,2
10	50 E. LAVERTY	IRL	Milwaukee Aprilia	Aprilia RSV4 RF	1'31.465	1.191	0.062	12	174,952	308,6
11	37 O. JEZEK	CZE	Grillini Racing Team	Kawasaki ZX-10R	1'31.576	1.302	0.111	11	174,740	297,5
12	32 L. SAVADORI	ITA	Milwaukee Aprilia	Aprilia RSV4 RF	1'31.678	1.404	0.102	13	174,546	305,9
13	81 J. TORRES	ESP	Althea BMW Racing Team	BMW S 1000 RR	1'31.679	1.405	0.001	16	174,544	306,8
14	60 M. VAN DER MARK	NED	Pata Yamaha Official WorldSBK Team	Yamaha YZF R1	1'31.735	1.461	0.056	16	174,437	309,5
15	21 M. REITERBERGER	GER	Althea BMW Racing Team	BMW S 1000 RR	1'31.819	1.545	0.084	13	174,278	302,5
16	40 R. RAMOS	ESP	Team Kawasaki Go Eleven	Kawasaki ZX-10R	1'32.067	1.793	0.248	16	173,808	301,7
17	6 S. BRADL	GER	Red Bull Honda World Superbike Team	Honda CBR1000RR	1'32.191	1.917	0.124	13	173,574	301,7
18	25 J. BROOKES	AUS	ERMotorsport-EliteRoads.com.au	Yamaha YZF R1	1'32.206	1.932	0.015	13	173,546	301,7
19	15 A. DE ANGELIS	RSM	Pedercini Racing SC-Project	Kawasaki ZX-10R	1'32.295	2.021	0.089	11	173,379	300,0
20	84 R. RUSSO	ITA	Guandalini Racing	Yamaha YZF R1	1'32.515	2.241	0.220	11	172,967	300,0
21	86 A. BADOVINI	ITA	Grillini Racing Team	Kawasaki ZX-10R	1'33.107	2.833	0.592	10	171,867	304,2

Qualifying Lap Time (107% of 1'30.274): 1'36.594

AIR	Humidity:	60%	Temp:	16°C
TRACK	Condition:	Dry	Temp:	19°C

Records	Pole (SP2)	2016 T.Sykes	1'30.020	177,760	Km/h
	Race (RC1)	2014 C.Davies	1'30.949	175,940	Km/h
	Circuit (SP2)	2016 T.Sykes	1'30.020	177,760	Km/h

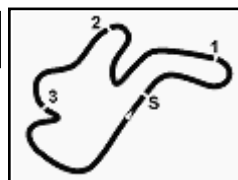
Start 10:20
End 10:47

The results are provisional until the end of the time limit for protests and appeals and the completion of the technical checks.

These data/results cannot be reproduced, stored and/or transmitted in whole or in part by any manner of electronic, mechanical, photocopying, recording, broadcasting or otherwise now known or herein after developed without the previous express consent by the copyright owner, except for reproduction in daily press and regular printed publications on sale to the public within 60 days of the event related to those data/results and always provided that copyright symbol appears together as follows below.

© DORNA WSBK ORGANIZATION Srl 2017





Australian Round, 24-25-26 February 2017

World Superbike - Results Free Practice 3rd Session

Session Highlights

Local Time	No. Rider	Description
10:20.00		Start
10:25.33	84 R. RUSSO	Stop - Technical Problem
10:47.07		End Of Session

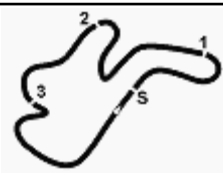
Fastest Laps Sequence

No.	Rider	Nat	Team	Bike	Local Time	Time	Gap	Avg
1	J. REA	GBR	Kawasaki Racing Team	Kawasaki ZX-10R	10:23'17.697	1'30.997		175,852
33	M. MELANDRI	ITA	Aruba.it Racing - Ducati	Ducati Panigale R	10:25'30.145	1'30.914	-0.083	176,012
1	J. REA	GBR	Kawasaki Racing Team	Kawasaki ZX-10R	10:27'50.558	1'30.681	-0.233	176,465
33	M. MELANDRI	ITA	Aruba.it Racing - Ducati	Ducati Panigale R	10:45'12.061	1'30.647	-0.034	176,531
1	J. REA	GBR	Kawasaki Racing Team	Kawasaki ZX-10R	10:45'52.166	1'30.274	-0.373	177,260

25/02/2017 Start End The results are provisional until the end of the time limit for protests and appeals
10:20 10:47 and the completion of the technical checks.

These data/results cannot be reproduced, stored and/or transmitted in whole or in part by any manner of electronic, mechanical, photocopying, recording, broadcasting or otherwise now known or herein after developed without the previous express consent by the copyright owner, except for reproduction in daily press and regular printed publications on sale to the public within 60 days of the event related to those data/results and always provided that copyright symbol appears together as follows below.

© DORNA WSBK ORGANIZATION Srl 2017



Australian Round, 24-25-26 February 2017

World Superbike - Best Sector & Speed Free Practice 3rd Session

BEST LAP

1	1 J. REA	Kawasaki ZX-10R	1'30.274
2	33 M. MELANDRI	Ducati Panigale R	1'30.647
3	12 X. FORÉS	Ducati Panigale R	1'30.840
4	7 C. DAVIES	Ducati Panigale R	1'30.874
5	66 T. SYKES	Kawasaki ZX-10R	1'30.929
6	22 A. LOWES	Yamaha YZF R1	1'31.062
7	69 N. HAYDEN	Honda CBR1000RR	1'31.214
8	88 R. KRUMMENACHER	Kawasaki ZX-10R	1'31.387
9	2 L. CAMIER	MV Austa 1000 F4	1'31.403
10	50 E. LAVERTY	Aorilia RS4 RF	1'31.465
11	37 O. JEZEK	Kawasaki ZX-10R	1'31.576
12	32 L. SAVADORI	Aorilia RS4 RF	1'31.678
13	81 J. TORRES	BMW S 1000 RR	1'31.679
14	60 M. VAN DER MARK	Yamaha YZF R1	1'31.735
15	21 M. REITERBERGER	BMW S 1000 RR	1'31.819
16	40 R. RAMOS	Kawasaki ZX-10R	1'32.067
17	6 S. BRADL	Honda CBR1000RR	1'32.191
18	25 J. BROOKES	Yamaha YZF R1	1'32.206
19	15 A. DE ANGELIS	Kawasaki ZX-10R	1'32.295
20	84 R. RUSSO	Yamaha YZF R1	1'32.515
21	86 A. BADOVINI	Kawasaki ZX-10R	1'33.107

SPEED

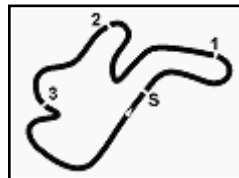
1	33 M. MELANDRI	Ducati Panigale R	314.0
2	60 M. VAN DER MARK	Yamaha YZF R1	309.5
3	1 J. REA	Kawasaki ZX-10R	309.5
4	50 E. LAVERTY	Aorilia RS4 RF	308.6
5	88 R. KRUMMENACHER	Kawasaki ZX-10R	308.6
6	7 C. DAVIES	Ducati Panigale R	307.7
7	12 X. FORÉS	Ducati Panigale R	307.7
8	81 J. TORRES	BMW S 1000 RR	306.8
9	66 T. SYKES	Kawasaki ZX-10R	306.8
10	32 L. SAVADORI	Aorilia RS4 RF	305.9
11	22 A. LOWES	Yamaha YZF R1	305.9
12	2 L. CAMIER	MV Austa 1000 F4	304.2
13	86 A. BADOVINI	Kawasaki ZX-10R	304.2
14	69 N. HAYDEN	Honda CBR1000RR	303.4
15	21 M. REITERBERGER	BMW S 1000 RR	302.5
16	25 J. BROOKES	Yamaha YZF R1	301.7
17	6 S. BRADL	Honda CBR1000RR	301.7
18	40 R. RAMOS	Kawasaki ZX-10R	301.7
19	15 A. DE ANGELIS	Kawasaki ZX-10R	300.0
20	84 R. RUSSO	Yamaha YZF R1	300.0
21	37 O. JEZEK	Kawasaki ZX-10R	297.5

SEG. 1		SEG. 2		SEG. 3		SEG. 4		SEG. 5			
1	33 M. MELANDRI	3.150	1	1 J. REA	18.368	1	12 X. FORÉS	17.257	1	33 M. MELANDRI	25.296
2	1 J. REA	3.186	2	12 X. FORÉS	18.410	2	33 M. MELANDRI	26.122	2	1 J. REA	25.388
3	88 R. KRUMMENAC	3.189	3	7 C. DAVIES	18.429	3	66 T. SYKES	26.125	3	88 R. KRUMMENAC	25.463
4	50 E. LAVERTY	3.194	4	33 M. MELANDRI	18.483	4	7 C. DAVIES	26.140	4	69 N. HAYDEN	25.523
5	12 X. FORÉS	3.201	5	60 M. VAN DER MAR	18.507	5	22 A. LOWES	26.168	5	66 T. SYKES	25.525
6	60 M. VAN DER MAR	3.205	6	22 A. LOWES	18.520	6	2 L. CAMIER	26.301	6	12 X. FORÉS	25.600
7	69 N. HAYDEN	3.213	7	66 T. SYKES	18.544	7	50 E. LAVERTY	26.335	7	7 C. DAVIES	25.605
8	66 T. SYKES	3.216	8	25 J. BROOKES	18.579	8	12 X. FORÉS	26.337	8	22 A. LOWES	25.619
9	32 L. SAVADORI	3.220	9	88 R. KRUMMENAC	18.590	9	69 N. HAYDEN	26.355	9	50 E. LAVERTY	25.630
10	7 C. DAVIES	3.222	10	15 A. DE ANGELIS	18.595	10	32 L. SAVADORI	26.370	10	2 L. CAMIER	25.643
11	22 A. LOWES	3.233	11	21 M. REITERBERG	18.599	11	81 J. TORRES	26.398	11	60 M. VAN DER MAR	25.710
12	81 J. TORRES	3.238	12	2 L. CAMIER	18.600	12	88 R. KRUMMENAC	26.447	12	32 L. SAVADORI	25.717
13	86 A. BADOVINI	3.251	13	37 O. JEZEK	18.636	13	60 M. VAN DER MAR	26.480	13	37 O. JEZEK	25.754
14	21 M. REITERBERG	3.257	14	81 J. TORRES	18.649	14	37 O. JEZEK	26.498	14	15 A. DE ANGELIS	25.758
15	2 L. CAMIER	3.257	15	69 N. HAYDEN	18.671	15	25 J. BROOKES	26.550	15	88 R. KRUMMENAC	25.801
16	6 S. BRADL	3.260	16	84 R. RUSSO	18.678	16	21 M. REITERBERG	26.551	16	50 E. LAVERTY	25.804
17	84 R. RUSSO	3.260	17	50 E. LAVERTY	18.681	17	40 R. RAMOS	26.579	17	40 R. RAMOS	25.821
18	40 R. RAMOS	3.276	18	32 L. SAVADORI	18.729	18	6 S. BRADL	26.589	18	25 J. BROOKES	25.831
19	15 A. DE ANGELIS	3.286	19	40 R. RAMOS	18.739	19	84 R. RUSSO	26.606	19	6 S. BRADL	25.836
20	25 J. BROOKES	3.296	20	6 S. BRADL	18.748	20	15 A. DE ANGELIS	26.731	20	86 A. BADOVINI	25.906
21	37 O. JEZEK	3.313	21	86 A. BADOVINI	18.932	21	86 A. BADOVINI	26.792	21	84 R. RUSSO	25.958

25/02/2017

These data/results cannot be reproduced, stored and/or transmitted in whole or in part by any manner of electronic, mechanical, photocopying, recording, broadcasting or otherwise now known or herein after developed without the previous express consent by the copyright owner, except for reproduction in daily press and regular printed publications on sale to the public within 60 days of the event related to those data/results and always provided that copyright symbol appears together as follows below.

© DORNA WSBK ORGANIZATION Srl 2017



Phillip Island 4.445 m

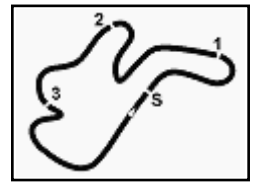
Australian Round, 24-25-26 February 2017 World Superbike - Ideal Times Free Practice 3rd Session

No.	Rider	Nat	Bike	Seg. 1	Seg. 2	Seg. 3	Seg. 4	Seg. 5	Ideal Time		
				Diff. 1	Diff. 2	Diff. 3	Diff. 4	Diff. 5	Best Lap	Pos.	Diff.
1	1 J. REA	GBR	Kawasaki ZX-10R	3.186 0.015	18.368 0.035	25.973	17.309	25.388	1'30.224 1'30.274	1	0.050
2	33 M. MELANDRI	ITA	Ducati Panigale R	3.150 0.030	18.483	26.122 0.078	17.398	25.296 0.090	1'30.449 1'30.647	2	0.198
3	66 T. SYKES	GBR	Kawasaki ZX-10R	3.216 0.006	18.544 0.059	26.125 0.122	17.317 0.015	25.525	1'30.727 1'30.929	5	0.202
4	7 C. DAVIES	GBR	Ducati Panigale R	3.222 0.006	18.429 0.005	26.140	17.341 0.074	25.605 0.052	1'30.737 1'30.874	4	0.137
5	12 X. FORÉS	ESP	Ducati Panigale R	3.201 0.025	18.410	26.337 0.010	17.257	25.600	1'30.805 1'30.840	3	0.035
6	22 A. LOWES	GBR	Yamaha YZF R1	3.233 0.011	18.520 0.077	26.168	17.363	25.619 0.071	1'30.903 1'31.062	6	0.159
7	69 N. HAYDEN	USA	Honda CBR1000RR	3.213 0.040	18.671	26.355 0.013	17.399	25.523	1'31.161 1'31.214	7	0.053
8	88 R. KRUMMENACHER	SUI	Kawasaki ZX-10R	3.189 0.021	18.590 0.008	26.447 0.005	17.499 0.110	25.463 0.055	1'31.188 1'31.387	8	0.199
9	2 L. CAMIER	GBR	MV Augusta 1000 F4	3.257 0.066	18.600	26.301 0.002	17.454 0.003	25.643 0.077	1'31.255 1'31.403	9	0.148
10	50 E. LAVERTY	IRL	Aprilia RSV4 RF	3.194 0.034	18.681 0.006	26.335	17.505	25.630 0.080	1'31.345 1'31.465	10	0.120
11	60 M. VAN DER MARK	NED	Yamaha YZF R1	3.205 0.028	18.507 0.080	26.480 0.087	17.490 0.118	25.710 0.030	1'31.392 1'31.735	14	0.343
12	32 L. SAVADORI	ITA	Aprilia RSV4 RF	3.220	18.729	26.370	17.438 0.030	25.717 0.174	1'31.474 1'31.678	12	0.204
13	81 J. TORRES	ESP	BMW S 1000 RR	3.238 0.011	18.649 0.041	26.398	17.463 0.054	25.758 0.067	1'31.506 1'31.679	13	0.173
14	37 O. JEZEK	CZE	Kawasaki ZX-10R	3.313	18.636	26.498	17.375	25.754	1'31.576 1'31.576	11	
15	21 M. REITERBERGER	GER	BMW S 1000 RR	3.257 0.016	18.599	26.551 0.032	17.442 0.101	25.821	1'31.670 1'31.819	15	0.149
16	25 J. BROOKES	AUS	Yamaha YZF R1	3.296 0.071	18.579	26.550 0.043	17.571 0.126	25.831 0.139	1'31.827 1'32.206	18	0.379
17	40 R. RAMOS	ESP	Kawasaki ZX-10R	3.276 0.005	18.739 0.092	26.579	17.540	25.836	1'31.970 1'32.067	16	0.097
18	6 S. BRADL	GER	Honda CBR1000RR	3.260 0.048	18.748	26.589	17.626	25.801 0.119	1'32.024 1'32.191	17	0.167
19	15 A. DE ANGELIS	RSM	Kawasaki ZX-10R	3.286 0.022	18.595	26.731	17.497 0.053	25.958 0.153	1'32.067 1'32.295	19	0.228
20	84 R. RUSSO	ITA	Yamaha YZF R1	3.260	18.678 0.133	26.606	17.797 0.094	25.906 0.041	1'32.247 1'32.515	20	0.268
21	86 A. BADOVINI	ITA	Kawasaki ZX-10R	3.251 0.045	18.932 0.226	26.792 0.088	17.710 0.018	25.804 0.241	1'32.489 1'33.107	21	0.618
Overall Ideal Time				3.150	18.368	25.973	17.257	25.296	1'30.044		

25/02/2017

These data/results cannot be reproduced, stored and/or transmitted in whole or in part by any manner of electronic, mechanical, photocopying, recording, broadcasting or otherwise now known or herein after developed without the previous express consent by the copyright owner, except for reproduction in daily press and regular printed publications on sale to the public within 60 days of the event related to those data/results and always provided that copyright symbol appears together as follows below.

© DORNA WSBK ORGANIZATION Srl 2017



Australian Round, 24-25-26 February 2017

World Superbike - Chronological Analysis Free Practice 3rd Session

7	3.370	18.887	26.854	18.628	3'49.024	4'56.763 P	292.7	10:34'27.432
8	5.881	22.289	27.089	18.009	26.059	1'39.327 P		10:36'06.759
9	3.371	18.768	26.550	17.779	26.010	1'32.478	293.5	10:37'39.237
10	3.367	18.579	26.593	17.697	25.970	1'32.206	292.7	10:39'11.443
11	3.365	18.749	26.666	17.643	25.927	1'32.350	293.5	10:40'43.793
12	3.346	18.734	26.575	17.723	25.905	1'32.283	294.3	10:42'16.076
13	3.360	18.775	26.648	17.776	25.953	1'32.512	293.5	10:43'48.588

19° 15 A. DE ANGELIS (1'32.295)

Lap	Seg. 1	Seg. 2	Seg. 3	Seg. 4	Seg. 5	Lap Time	km/h	Local Time
1	5.726	23.138	28.107	18.077	26.392	1'41.440 P		10:20'10.069
2	3.286	18.941	28.246	17.874	25.975	1'34.322	300.0	10:21'51.509
3	3.301	18.713	26.946	17.619	25.975	1'32.554	298.3	10:23'25.831
4	3.323	18.779	26.922	17.564	26.047	1'32.635	296.7	10:24'58.385
5	3.329	20.927	28.815	18.467	9'06.174	10'17.712 P	293.5	10:26'31.020
6	5.050	21.976	27.432	17.849	26.268	1'38.575 P	151.9	10:26'48.732
7	3.371	21.577	28.031	17.974	26.659	1'37.612	293.5	10:28'27.307
8	3.353	18.736	30.538	17.497	25.958	1'36.082	294.3	10:29'04.919
9	3.308	18.595	26.731	17.550	26.111	1'32.295	295.9	10:30'41.001
10	3.317	21.544	33.458	18.812	28.043	1'45.174	296.7	10:31'13.296
11	3.344	18.962	26.957	17.946	26.343	1'33.552	295.9	10:32'58.470
								10:34'32.022

20° 84 R. RUSSO (1'32.515)

Lap	Seg. 1	Seg. 2	Seg. 3	Seg. 4	Seg. 5	Lap Time	km/h	Local Time
1	5.278	24.411	29.574	19.450	27.613	1'46.326 P		10:21'20.608
2	3.421	19.808	28.417	18.452	26.513	1'36.611	289.5	10:23'06.934
3	3.392	18.816	26.983	17.802	29.767	1'36.760	291.9	10:24'43.545
4	7.389					7'45.679 P		10:26'20.305
5	4.994	29.312	31.428	18.413	29.494	1'53.641 P		10:27'05.984
6	3.354	18.694	27.035	17.962	25.906	1'32.951	294.3	10:28'59.625
7	3.260	18.811	26.606	17.891	25.947	1'32.515	300.0	10:30'32.576
8	3.328	18.678	26.835	17.797	26.044	1'32.682	295.9	10:31'05.091
9	3.325	18.888	26.889	17.905	26.161	1'33.168	297.5	10:32'37.773
10	3.309	19.077	26.906	17.909	26.411	1'33.612	300.0	10:33'13.941
11	3.363	18.986	28.501	20.585	27.960	1'39.395	293.5	10:34'44.553
								10:35'23.948

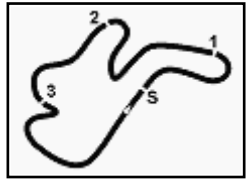
21° 86 A. BADOVINI (1'33.107)

Lap	Seg. 1	Seg. 2	Seg. 3	Seg. 4	Seg. 5	Lap Time	km/h	Local Time
1	8.110	29.718	31.291	18.971	29.573	1'57.663 P		10:21'58.546
2	3.367	21.882	27.139	17.710	25.804	1'35.902	292.7	10:23'56.209
3	3.251	19.161	28.775	18.248	26.122	1'35.557	304.2	10:25'32.111
4	3.296	19.158	26.880	17.728	26.045	1'33.107	297.5	10:27'07.668
5	3.314	19.052	26.792	17.755	26.254	1'33.167	297.5	10:28'40.775
6	3.334	20.096	28.197	18.631	6'47.104	7'57.362 P	293.5	10:30'13.942
7	7.790	33.451	29.036	17.949	30.200	1'58.426 P		10:31'11.304
8	3.319	18.932	27.052	17.855	26.094	1'33.252	299.2	10:32'09.730
9	3.318	19.009	26.997	17.830	25.970	1'33.124	297.5	10:33'11.304
10	3.315	19.968	30.076	18.863	28.977	1'41.199	295.9	10:34'42.982
								10:35'16.106
								10:36'57.305

25/02/2017 P = Pits In/Out - C = Lap-Time Cancelled

These data/results cannot be reproduced, stored and/or transmitted in whole or in part by any manner of electronic, mechanical, photocopying, recording, broadcasting or otherwise now known or herein after developed without the previous express consent by the copyright owner, except for reproduction in daily press and regular printed publications on sale to the public within 60 days of the event related to those data/results and always provided that copyright symbol appears together as follows below.

© DORNA WSBK ORGANIZATION Srl 2017

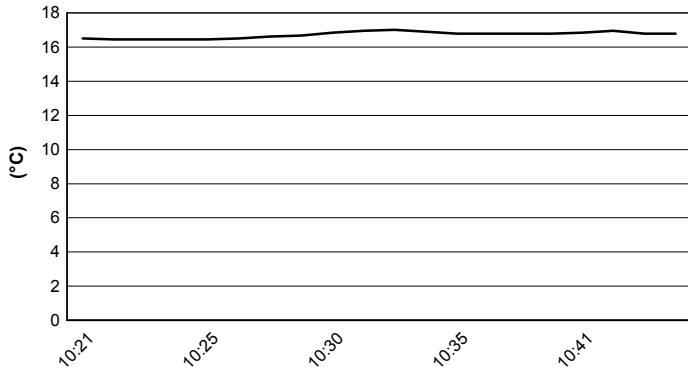


Phillip Island 4.445 m

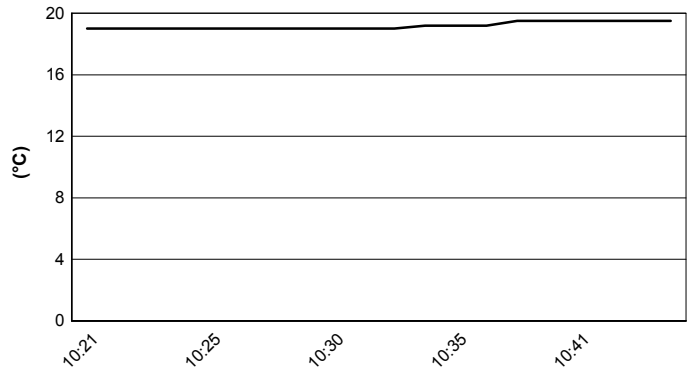
Australian Round, 24-25-26 February 2017
World Superbike - Weather Report Free Practice 3rd Session

Session started 10:20 Session ended 10:47

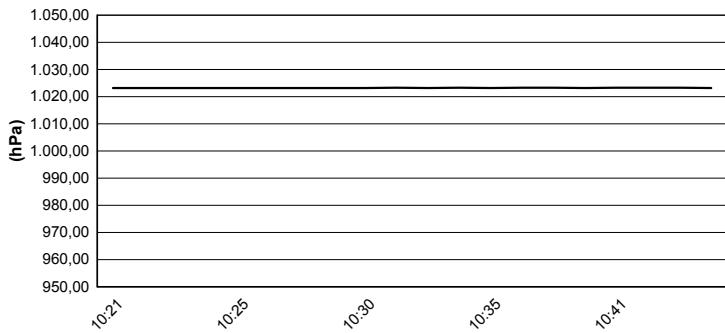
Air Temperature



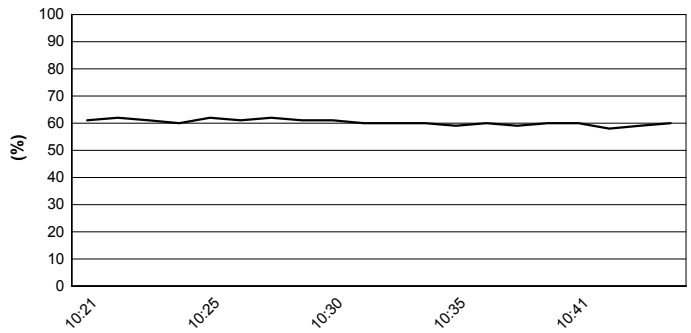
Track Temperature



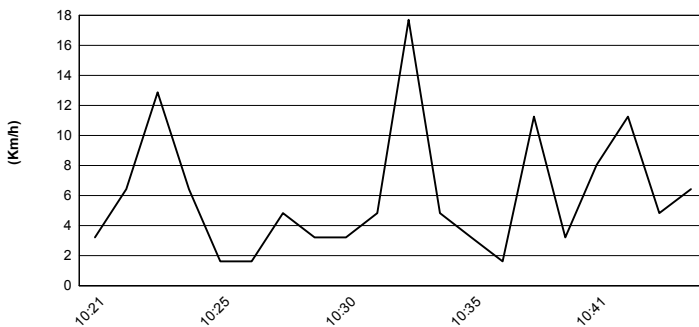
Air Pressure



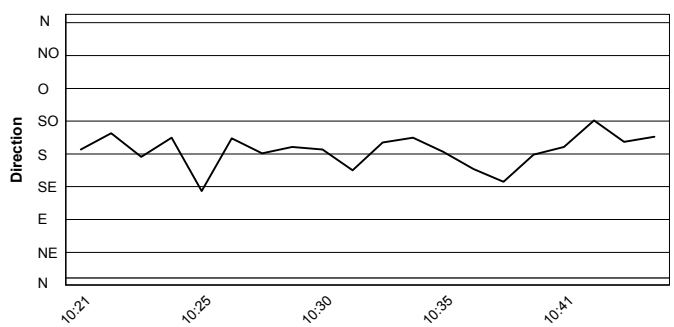
Humidity



Wind Speed



Wind Direction



25/02/2017

These data/results cannot be reproduced, stored and/or transmitted in whole or in part by any manner of electronic, mechanical, photocopying, recording, broadcasting or otherwise now known or herein after developed without the previous express consent by the copyright owner, except for reproduction in daily press and regular printed publications on sale to the public within 60 days of the event related to those data/results and always provided that copyright symbol appears together as follows below.
© DORNA WSBK ORGANIZATION Srl 2017



Official Tyre Supplier



Official Timekeeper