

Phillip Island 4.445 m

## Australian Round, 24-25-26 February 2017

### World Superbike - Free Practices & Superpole Combined Results

No.	Rider	Nat	Team	Bike	FP 1	FP 2	Laps	Superpole	Gap	Time	Avg
1	<b>J. REA</b>	GBR	Kawasaki Racing Team	Kawasaki ZX-10R	<b>1'30.255</b>	1'30.588	60	<b>1'29.573</b>		<b>1'29.573</b>	178,648
2	<b>T. SYKES</b>	GBR	Kawasaki Racing Team	Kawasaki ZX-10R	<b>1'30.573</b>	1'31.079	49	<b>1'29.605</b>	0.032	<b>1'29.605</b>	178,584
3	<b>M. MELANDRI</b>	ITA	Aruba.it Racing - Ducati	Ducati Panigale R	1'30.686	<b>1'30.627</b>	51	<b>1'29.734</b>	0.161	<b>1'29.734</b>	178,327
4	<b>C. DAVIES</b>	GBR	Aruba.it Racing - Ducati	Ducati Panigale R	<b>1'30.189</b>	1'31.000	60	<b>1'29.847</b>	0.274	<b>1'29.847</b>	178,103
5	<b>A. LOWES</b>	GBR	Pata Yamaha Official WorldSBK Team	Yamaha YZF R1	1'30.911	<b>1'30.817</b>	55	<b>1'30.016</b>	0.443	<b>1'30.016</b>	177,768
6	<b>L. SAVADORI</b>	ITA	Milwaukee Aprilia	Aprilia RSV4 RF	1'31.677	<b>1'30.847</b>	47	<b>1'30.023</b>	0.450	<b>1'30.023</b>	177,755
7	<b>J. TORRES</b>	ESP	Althea BMW Racing Team	BMW S 1000 RR	1'31.130	<b>1'31.121</b>	52	<b>1'30.564</b>	0.991	<b>1'30.564</b>	176,693
8	<b>X. FORÉS</b>	ESP	BARNI Racing Team	Ducati Panigale R	<b>1'30.486</b>	1'30.688	52	<b>1'30.728</b>	1.155	<b>1'30.728</b>	176,373
9	<b>L. CAMIER</b>	GBR	MV Agusta Reparto Corse	MV Agusta 1000 F4	<b>1'31.405</b>		6	<b>1'30.749</b>	1.176	<b>1'30.749</b>	176,333
10	<b>M. VAN DER MARK</b>	NED	Pata Yamaha Official WorldSBK Team	Yamaha YZF R1	<b>1'31.351</b>	1'31.783	55	<b>1'30.761</b>	1.188	<b>1'30.761</b>	176,309
11	<b>N. HAYDEN</b>	USA	Red Bull Honda World Superbike Team	Honda CBR1000RR	<b>1'31.099</b>	1'31.653	49	<b>1'30.885</b>	1.312	<b>1'30.885</b>	176,069
12	<b>M. REITERBERGER</b>	GER	Althea BMW Racing Team	BMW S 1000 RR	<b>1'31.129</b>	1'31.653	54	<b>1'31.009</b>	1.436	<b>1'31.009</b>	175,829
13	<b>E. LAVERTY</b>	IRL	Milwaukee Aprilia	Aprilia RSV4 RF	1'31.706	<b>1'31.287</b>	41	<b>1'31.372</b>		<b>1'31.372</b>	175,130
14	<b>R. KRUMMENACHER</b>	SUI	Kawasaki Puccetti Racing	Kawasaki ZX-10R	<b>1'31.468</b>	1'32.247	44	<b>1'31.624</b>	0.252	<b>1'31.624</b>	174,649
15	<b>S. BRADL</b>	GER	Red Bull Honda World Superbike Team	Honda CBR1000RR	<b>1'31.707</b>	1'32.022	52	<b>1'31.850</b>	0.478	<b>1'31.850</b>	174,219
16	<b>J. BROOKES</b>	AUS	ERMotorsport-EliteRoads.com.au	Yamaha YZF R1	1'32.143	<b>1'31.973</b>	57	<b>1'31.859</b>	0.487	<b>1'31.859</b>	174,202
17	<b>R. RAMOS</b>	ESP	Team Kawasaki Go Eleven	Kawasaki ZX-10R	1'32.165	<b>1'32.055</b>	45	<b>1'31.959</b>	0.587	<b>1'31.959</b>	174,012
18	<b>R. RUSSO</b>	ITA	Guandalini Racing	Yamaha YZF R1	<b>1'32.563</b>	1'32.703	34	<b>1'31.996</b>	0.624	<b>1'31.996</b>	173,942
19	<b>O. JEZEK</b>	CZE	Grillini Racing Team	Kawasaki ZX-10R	1'32.870	<b>1'32.129</b>	46	<b>1'32.070</b>	0.698	<b>1'32.070</b>	173,803
20	<b>A. DE ANGELIS</b>	RSM	Pedercini Racing SC-Project	Kawasaki ZX-10R	1'32.253	<b>1'31.490</b>	50	<b>1'32.358</b>	0.986	<b>1'32.358</b>	173,261
21	<b>A. BADOVINI</b>	ITA	Grillini Racing Team	Kawasaki ZX-10R	1'32.559	<b>1'31.712</b>	38	<b>1'32.481</b>	1.109	<b>1'32.481</b>	173,030

25/02/2017

The results are provisional until the end of the time limit for protests and appeals and the completion of the technical checks.

These data/results cannot be reproduced, stored and/or transmitted in whole or in part by any manner of electronic, mechanical, photocopying, recording, broadcasting or otherwise now known or herein after developed without the previous express consent by the copyright owner, except for reproduction in daily press and regular printed publications on sale to the public within 60 days of the event related to those data/results and always provided that copyright symbol appears together as follows below.

© DORNA WSBK ORGANIZATION Srl 2017

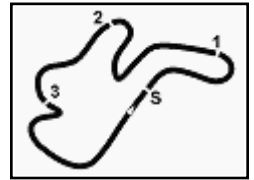
FICR PERUGIA TIMING



Official Tyre Supplier



Official Timekeeper



Phillip Island 4.445 m

## Australian Round, 24-25-26 February 2017

### World Superbike - Starting Grid - Race 1

22 Laps x 4,445 km = 97,790 km



1	1 REA J. Kawasaki 1'29.573 SP2	2	66 SYKES T. Kawasaki 1'29.605 SP2	3	33 MELANDRI M. Ducati 1'29.734 SP2
2	7 DAVIES C. Ducati 1'29.847 SP2	5	22 LOWES A. Yamaha 1'30.016 SP2	6	32 SAVADORI L. Aprilia 1'30.023 SP2
3	81 TORRES J. BMW 1'30.564 SP2	8	12 FORÉS X. Ducati 1'30.728 SP2	9	2 CAMIER L. MV Agusta 1'30.749 SP2
4	60 VAN DER MARK M. Yamaha 1'30.761 SP2	11	69 HAYDEN N. Honda 1'30.885 SP2	12	21 REITERBERGER M. BMW 1'31.009 SP2
5	50 LAVERTY E. Aprilia 1'31.372 SP1	14	88 KRUMMENACHER R. Kawasaki 1'31.624 SP1	15	6 BRADL S. Honda 1'31.850 SP1
6	25 BROOKES J. Yamaha 1'31.859 SP1	17	40 RAMOS R. Kawasaki 1'31.959 SP1	18	84 RUSSO R. Yamaha 1'31.996 SP1
7	37 JEZEK O. Kawasaki 1'32.070 SP1	20	15 DE ANGELIS A. Kawasaki 1'32.358 SP1	21	86 BADOVINI A. Kawasaki 1'32.481 SP1

25/02/2017 Jury President .....

..... Race Director

These data/results cannot be reproduced, stored and/or transmitted in whole or in part by any manner of electronic, mechanical, photocopying, recording, broadcasting or otherwise now known or herein after developed without the previous express consent by the copyright owner, except for reproduction in daily press and regular printed publications on sale to the public within 60 days of the event related to those data/results and always provided that copyright symbol appears together as follows below.

© DORNA WSBK ORGANIZATION Srl 2017

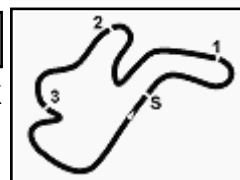
FKR PERUGIA TIMING



Official Tyre Supplier



Official Timekeeper



Phillip Island 4.445 m

**1 / 2**

## Australian Round, 24-25-26 February 2017

### World Superbike - Results Superpole 2

No.	Rider	Nat	Team	Bike	Time	Gap	Rel.	Laps	Speed	
									Avg	Max
1	<b>1 J. REA</b>	GBR	Kawasaki Racing Team	Kawasaki ZX-10R	<b>1'29.573</b>			6	178,648	<b>310,3</b>
2	<b>66 T. SYKES</b>	GBR	Kawasaki Racing Team	Kawasaki ZX-10R	<b>1'29.605</b>	0.032	0.032	6	178,584	<b>307,7</b>
3	<b>33 M. MELANDRI</b>	ITA	Aruba.it Racing - Ducati	Ducati Panigale R	<b>1'29.734</b>	0.161	0.129	6	178,327	<b>308,6</b>
4	<b>7 C. DAVIES</b>	GBR	Aruba.it Racing - Ducati	Ducati Panigale R	<b>1'29.847</b>	0.274	0.113	6	178,103	<b>311,2</b>
5	<b>22 A. LOWES</b>	GBR	Pata Yamaha Official WorldSBK Team	Yamaha YZF R1	<b>1'30.016</b>	0.443	0.169	7	177,768	<b>305,9</b>
6	<b>32 L. SAVADORI</b>	ITA	Milwaukee Aprilia	Aprilia RSV4 RF	<b>1'30.023</b>	0.450	0.007	7	177,755	<b>305,9</b>
7	<b>81 J. TORRES</b>	ESP	Althea BMW Racing Team	BMW S 1000 RR	<b>1'30.564</b>	0.991	0.541	6	176,693	<b>308,6</b>
8	<b>12 X. FORÉS</b>	ESP	BARNI Racing Team	Ducati Panigale R	<b>1'30.728</b>	1.155	0.164	5	176,373	<b>306,8</b>
9	<b>2 L. CAMIER</b>	GBR	MV Agusta Reparto Corse	MV Agusta 1000 F4	<b>1'30.749</b>	1.176	0.021	6	176,333	<b>300,0</b>
10	<b>60 M. VAN DER MARK</b>	NED	Pata Yamaha Official WorldSBK Team	Yamaha YZF R1	<b>1'30.761</b>	1.188	0.012	6	176,309	<b>305,9</b>
11	<b>69 N. HAYDEN</b>	USA	Red Bull Honda World Superbike Team	Honda CBR1000RR	<b>1'30.885</b>	1.312	0.124	7	176,069	<b>301,7</b>
12	<b>21 M. REITERBERGER</b>	GER	Althea BMW Racing Team	BMW S 1000 RR	<b>1'31.009</b>	1.436	0.124	8	175,829	<b>305,1</b>

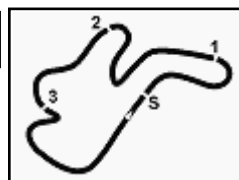
AIR	Humidity:	57%	Temp:	17°C
TRACK	Condition:	Dry	Temp:	25°C

Records	Pole (SP2)	2016	T.Sykes	1'30.020	177,760	Km/h
	Race (RC1)	2014	C.Davies	1'30.949	175,940	Km/h
	Circuit (SP2)	2016	T.Sykes	1'30.020	177,760	Km/h

25/02/2017      Start      End      The results are provisional until the end of the time limit for protests and appeals  
12:55      13:12      and the completion of the technical checks.

These data/results cannot be reproduced, stored and/or transmitted in whole or in part by any manner of electronic, mechanical, photocopying, recording, broadcasting or otherwise now known or herein after developed without the previous express consent by the copyright owner, except for reproduction in daily press and regular printed publications on sale to the public within 60 days of the event related to those data/results and always provided that copyright symbol appears together as follows below.

© DORNA WSBK ORGANIZATION Srl 2017



## Australian Round, 24-25-26 February 2017

### World Superbike - Results Superpole 2

#### Session Highlights

Local Time	No. Rider	Description
12.55.00		Start
12.58.25	7 C. DAVIES	On the Gravel - Re-Joined - Turn 4
13.10.17	12 X. FORÉS	Crashed - Turn 10
13.12.03		End Of Session

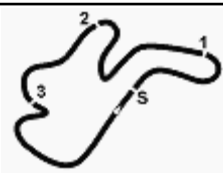
#### Fastest Laps Sequence

No.	Rider	Nat	Team	Bike	Local Time	Time	Gap	Avg
1	J. REA	GBR	Kawasaki Racing Team	Kawasaki ZX-10R	12:58'15.351	<b>1'30.609</b>		176,605
22	A. LOWES	GBR	Pata Yamaha Official WorldSBK Team	Yamaha YZF R1	13:09'46.927	<b>1'30.016</b>	-0.593	177,768
66	T. SYKES	GBR	Kawasaki Racing Team	Kawasaki ZX-10R	13:09'48.662	<b>1'29.605</b>	-0.411	178,584
1	J. REA	GBR	Kawasaki Racing Team	Kawasaki ZX-10R	13:10'25.462	<b>1'29.573</b>	-0.032	178,648

25/02/2017      Start      End      The results are provisional until the end of the time limit for protests and appeals  
 12:55      13:12      and the completion of the technical checks.

These data/results cannot be reproduced, stored and/or transmitted in whole or in part by any manner of electronic, mechanical, photocopying, recording, broadcasting or otherwise now known or herein after developed without the previous express consent by the copyright owner, except for reproduction in daily press and regular printed publications on sale to the public within 60 days of the event related to those data/results and always provided that copyright symbol appears together as follows below.

© DORNA WSBK ORGANIZATION Srl 2017



Phillip Island 4.445 m

## Australian Round, 24-25-26 February 2017 World Superbike - Best Sector & Speed Superpole 2

**BEST LAP**

1	1 J. REA	Kawasaki ZX-10R	1'29.573
2	66 T. SYKES	Kawasaki ZX-10R	1'29.605
3	33 M. MELANDRI	Ducati Panigale R	1'29.734
4	7 C. DAVIES	Ducati Panigale R	1'29.847
5	22 A. LOWES	Yamaha YZF R1	1'30.016
6	32 L. SAVADORI	Aprilia RSV4 RF	1'30.023
7	81 J. TORRES	BMW S 1000 RR	1'30.564
8	12 X. FORÉS	Ducati Panigale R	1'30.728
9	2 L. CAMIER	MV Agusta 1000 F4	1'30.749
10	60 M. VAN DER MARK	Yamaha YZF R1	1'30.761
11	69 N. HAYDEN	Honda CBR1000RR	1'30.885
12	21 M. REITERBERGER	BMW S 1000 RR	1'31.009

**SPEED**

1	7 C. DAVIES	Ducati Panigale R	311.2
2	1 J. REA	Kawasaki ZX-10R	310.3
3	81 J. TORRES	BMW S 1000 RR	308.6
4	33 M. MELANDRI	Ducati Panigale R	308.6
5	66 T. SYKES	Kawasaki ZX-10R	307.7
6	12 X. FORÉS	Ducati Panigale R	306.8
7	22 A. LOWES	Yamaha YZF R1	305.9
8	32 L. SAVADORI	Aprilia RSV4 RF	305.9
9	60 M. VAN DER MARK	Yamaha YZF R1	305.9
10	21 M. REITERBERGER	BMW S 1000 RR	305.1
11	69 N. HAYDEN	Honda CBR1000RR	301.7
12	2 L. CAMIER	MV Agusta 1000 F4	300.0

**SEG. 1**

1	7 C. DAVIES	3.181
2	1 J. REA	3.184
3	33 M. MELANDRI	3.187
4	66 T. SYKES	3.210
5	81 J. TORRES	3.211
6	32 L. SAVADORI	3.220
7	12 X. FORÉS	3.223
8	60 M. VAN DER MAR	3.225
9	22 A. LOWES	3.226
10	21 M. REITERBERG	3.244
11	69 N. HAYDEN	3.267
12	2 L. CAMIER	3.290

**SEG. 2**

1	66 T. SYKES	18.188
2	32 L. SAVADORI	18.309
3	1 J. REA	18.313
4	7 C. DAVIES	18.320
5	22 A. LOWES	18.354
6	12 X. FORÉS	18.378
7	60 M. VAN DER MAR	18.387
8	33 M. MELANDRI	18.458
9	69 N. HAYDEN	18.479
10	2 L. CAMIER	18.551
11	81 J. TORRES	18.559
12	21 M. REITERBERG	18.560

**SEG. 3**

1	66 T. SYKES	25.737
2	1 J. REA	25.759
3	7 C. DAVIES	25.904
4	12 X. FORÉS	25.918
5	33 M. MELANDRI	25.945
6	22 A. LOWES	25.994
7	32 L. SAVADORI	26.001
8	2 L. CAMIER	26.121
9	60 M. VAN DER MAR	26.125
10	81 J. TORRES	26.129
11	69 N. HAYDEN	26.191
12	21 M. REITERBERG	26.263

**SEG. 4**

1	12 X. FORÉS	17.021
2	66 T. SYKES	17.121
3	1 J. REA	17.190
4	33 M. MELANDRI	17.206
5	7 C. DAVIES	17.215
6	22 A. LOWES	17.218
7	32 L. SAVADORI	17.297
8	2 L. CAMIER	17.309
9	81 J. TORRES	17.310
10	21 M. REITERBERG	17.360
11	60 M. VAN DER MAR	17.408
12	69 N. HAYDEN	17.411

**SEG. 5**

1	33 M. MELANDRI	24.928
2	1 J. REA	25.120
3	32 L. SAVADORI	25.171
4	22 A. LOWES	25.204
5	7 C. DAVIES	25.227
6	66 T. SYKES	25.345
7	81 J. TORRES	25.355
8	2 L. CAMIER	25.444
9	21 M. REITERBERG	25.480
10	69 N. HAYDEN	25.512
11	60 M. VAN DER MAR	25.514
12	12 X. FORÉS	25.524

25/02/2017

These data/results cannot be reproduced, stored and/or transmitted in whole or in part by any manner of electronic, mechanical, photocopying, recording, broadcasting or otherwise now known or herein after developed without the previous express consent by the copyright owner, except for reproduction in daily press and regular printed publications on sale to the public within 60 days of the event related to those data/results and always provided that copyright symbol appears together as follows below.

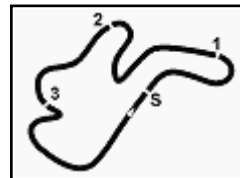
© DORNA WSBK ORGANIZATION Srl 2017

**FICR PERUGIA TIMING**


Official Tyre Supplier



Official Timekeeper



Phillip Island 4.445 m

## Australian Round, 24-25-26 February 2017

### World Superbike - Ideal Times Superpole 2

No.	Rider	Nat	Bike	Seg. 1	Seg. 2	Seg. 3	Seg. 4	Seg. 5	Ideal Time		
				Diff. 1	Diff. 2	Diff. 3	Diff. 4	Diff. 5	Best Lap	Pos.	Diff.
1	<b>1 J. REA</b>	GBR	Kawasaki ZX-10R	3.184 0.007	18.313	25.759	17.190	25.120	<b>1'29.566</b> 1'29.573	1	0.007
2	<b>66 T. SYKES</b>	GBR	Kawasaki ZX-10R	3.210 0.004	<b>18.188</b>	<b>25.737</b>	17.121	25.345	<b>1'29.601</b> 1'29.605	2	0.004
3	<b>33 M. MELANDRI</b>	ITA	Ducati Panigale R	3.187 0.010	18.458	25.945	17.206	<b>24.928</b>	<b>1'29.724</b> 1'29.734	3	0.010
4	<b>7 C. DAVIES</b>	GBR	Ducati Panigale R	<b>3.181</b>	18.320	25.904	17.215	25.227	<b>1'29.847</b> 1'29.847	4	
5	<b>22 A. LOWES</b>	GBR	Yamaha YZF R1	3.226 0.020	18.354	25.994	17.218	25.204	<b>1'29.996</b> 1'30.016	5	0.020
6	<b>32 L. SAVADORI</b>	ITA	Aprilia RSV4 RF	3.220 0.025	18.309	26.001	17.297	25.171	<b>1'29.998</b> 1'30.023	6	0.025
7	<b>12 X. FORÉS</b>	ESP	Ducati Panigale R	3.223	18.378 0.095	25.918 0.298	<b>17.021</b> 0.224	25.524 0.047	<b>1'30.064</b> 1'30.728	8	0.664
8	<b>81 J. TORRES</b>	ESP	BMW S 1000 RR	3.211	18.559	26.129	17.310	25.355	<b>1'30.564</b> 1'30.564	7	
9	<b>60 M. VAN DER MARK</b>	NED	Yamaha YZF R1	3.225 0.025	18.387 0.037	26.125	17.408	25.514 0.040	<b>1'30.659</b> 1'30.761	10	0.102
10	<b>2 L. CAMIER</b>	GBR	MV Agusta 1000 F4	3.290 0.034	18.551	26.121	17.309	25.444	<b>1'30.715</b> 1'30.749	9	0.034
11	<b>69 N. HAYDEN</b>	USA	Honda CBR1000RR	3.267 0.025	18.479	26.191	17.411	25.512	<b>1'30.860</b> 1'30.885	11	0.025
12	<b>21 M. REITERBERGER</b>	GER	BMW S 1000 RR	3.244 0.038	18.560 0.027	26.263	17.360 0.037	25.480	<b>1'30.907</b> 1'31.009	12	0.102
<b>Overall Ideal Time</b>				3.181	18.188	25.737	17.021	24.928	<b>1'29.055</b>		

25/02/2017

These data/results cannot be reproduced, stored and/or transmitted in whole or in part by any manner of electronic, mechanical, photocopying, recording, broadcasting or otherwise now known or herein after developed without the previous express consent by the copyright owner, except for reproduction in daily press and regular printed publications on sale to the public within 60 days of the event related to those data/results and always provided that copyright symbol appears together as follows below.

© DORNA WSBK ORGANIZATION Srl 2017

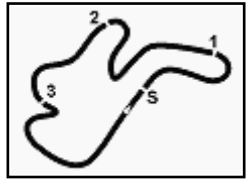
**FICR PERUGIA TIMING**


Official Tyre Supplier



Official Timekeeper

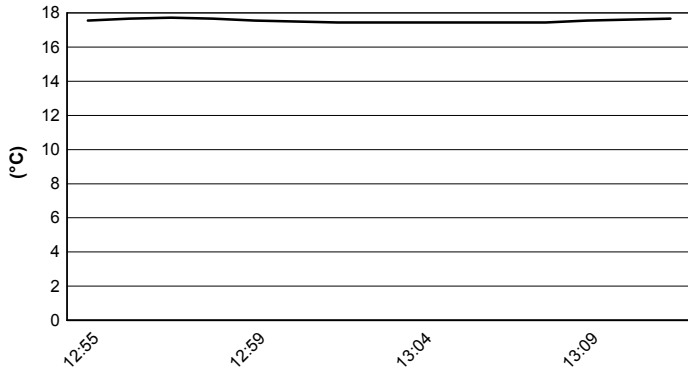




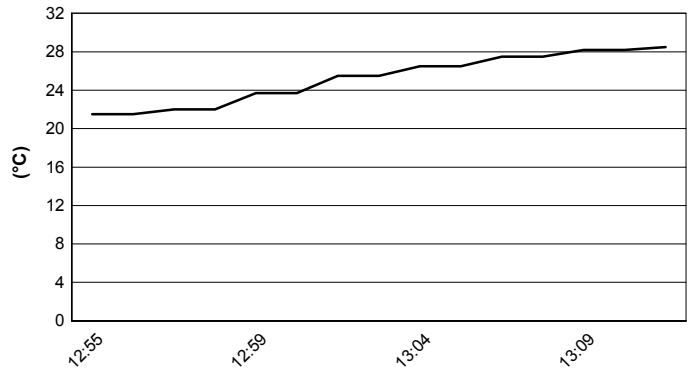
Phillip Island 4.445 m

Session started 12:55      Session ended 13:12

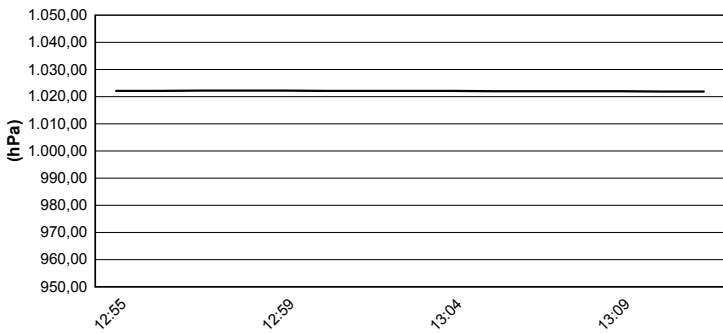
## Air Temperature



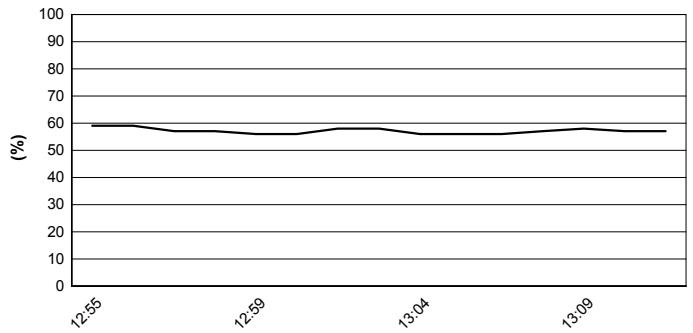
## Track Temperature



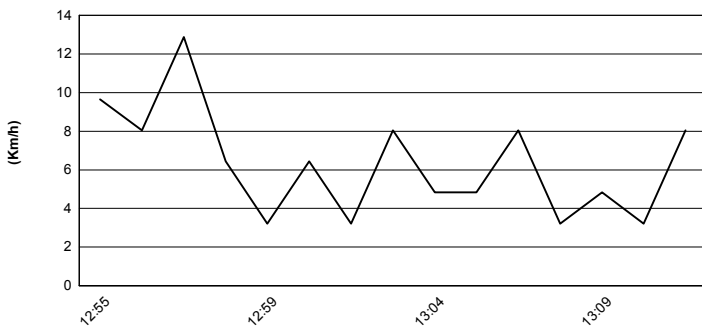
## Air Pressure



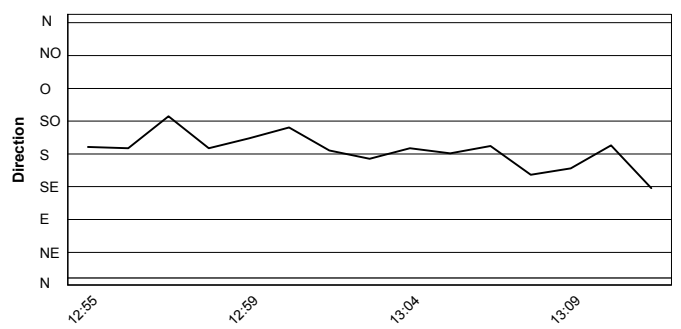
## Humidity



## Wind Speed



## Wind Direction



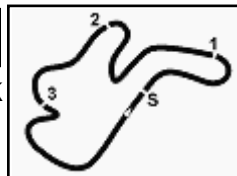
25/02/2017

These data/results cannot be reproduced, stored and/or transmitted in whole or in part by any manner of electronic, mechanical, photocopying, recording, broadcasting or otherwise now known or herein after developed without the previous express consent by the copyright owner, except for reproduction in daily press and regular printed publications on sale to the public within 60 days of the event related to those data/results and always provided that copyright symbol appears together as follows below.

© DORNA WSBK ORGANIZATION Srl 2017







Phillip Island 4.445 m

## Australian Round, 24-25-26 February 2017

### World Superbike - TISSOT- Superpole Award

	Points	Points From First	Points From Previous	February 26 PHILLIP ISLAND	March 12 BURIRAM	April 2 ARAGÓN	April 30 ASSEN	May 14 IMOLA	May 28 DONINGTON PARK	June 18 MISANO	July 9 LAGUNA SECA	August 20 LAUSITZRING	September 17 PORTIMÃO	October 1 MAGNY COURS	October 15 TBA	November 4 LOSAIL				
<b>1 REA</b> Jonathan (GBR)	25			25																
<b>2 SYKES</b> Tom (GBR)	20	5		20																
<b>3 MELANDRI</b> Marco (ITA)	16	9	4	16																
<b>4 DAVIES</b> Chaz (GBR)	13	12	3	13																
<b>5 LOWES</b> Alex (GBR)	11	14	2	11																
<b>6 SAVADORI</b> Lorenzo (ITA)	10	15	1	10																
<b>7 TORRES</b> Jordi (ESP)	9	16	1	9																
<b>8 FORÉS</b> Xavi (ESP)	8	17	1	8																
<b>9 CAMIER</b> Leon (GBR)	7	18	1	7																
<b>10 VAN DER MARK</b> Michael (NED)	6	19	1	6																
<b>11 HAYDEN</b> Nicky (USA)	5	20	1	5																
<b>12 REITERBERGER</b> Markus (GER)	4	21	1	4																
<b>13 LAVERTY</b> Eugene (IRL)	3	22	1	3																
<b>14 KRUMMENACHER</b> Randy (SUI)	2	23	1	2																
<b>15 BRADL</b> Stefan (GER)	1	24	1	1																

25/02/2017

These data/results cannot be reproduced, stored and/or transmitted in whole or in part by any manner of electronic, mechanical, photocopying, recording, broadcasting or otherwise now known or herein after developed without the previous express consent by the copyright owner, except for reproduction in daily press and regular printed publications on sale to the public within 60 days of the event related to those data/results and always provided that copyright symbol appears together as follows below.

© DORNA WSBK ORGANIZATION Srl 2016

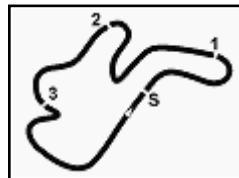
FCR PERUGIA TIMING



Official Tyre Supplier



Official Timekeeper



Phillip Island 4.445 m

## Australian Round, 24-25-26 February 2017 World Superbike - Superpole Ranking

	2014	2015	2016	2017
<b>01 Phillip Island</b>	Guintoli (Fra) Apr 1'30.038 (177,7 Km/h)	Rea (Gbr) Kaw 1'31.212 (175,4 Km/h)	Sykes (Gbr) Kaw 1'30.020 (177,8 Km/h)	Rea (Gbr) Kaw 1'29.573 (178,6 Km/h)
<b>02 Buriram</b>		Rea (Gbr) Kaw 1'33.382 (175,6 Km/h)	van der Mark (Ned) Hon 1'33.452 (175,4 Km/h)	
<b>03 Aragón</b>	Sykes (Gbr) Kaw 1'56.479 (165,2 Km/h)	Haslam (Gbr) Apr 1'49.664 (166,7 Km/h)	Sykes (Gbr) Kaw 1'49.374 (167,1 Km/h)	
<b>04 Assen</b>	Baz (Fra) Kaw 1'34.357 (173,3 Km/h)	Sykes (Gbr) Kaw 1'34.789 (172,5 Km/h)	Sykes (Gbr) Kaw 1'35.440 (171,3 Km/h)	
<b>05 Imola</b>	Rea (Gbr) Hon 1'46.289 (167,2 Km/h)	Giugliano (Ita) Duc 1'46.382 (167,0 Km/h)	Davies (Gbr) Duc 1'45.598 (168,3 Km/h)	
<b>06 Donington Park</b>	Giugliano (Ita) Duc 1'44.903 (138,1 Km/h)	Sykes (Gbr) Kaw 1'27.071 (166,3 Km/h)	Sykes (Gbr) Kaw 1'26.712 (167,0 Km/h)	
<b>07 Misano World Circuit</b>	Sykes (Gbr) Kaw 1'34.883 (160,3 Km/h)	Sykes (Gbr) Kaw 1'34.214 (161,5 Km/h)	Sykes (Gbr) Kaw 1'34.037 (161,8 Km/h)	
<b>08 Laguna</b>	Sykes (Gbr) Kaw 1'21.811 (158,9 Km/h)	Davies (Gbr) Duc 1'22.101 (158,3 Km/h)	Sykes (Gbr) Kaw 1'22.155 (158,2 Km/h)	
<b>09 Lausitzring</b>			Davies (Gbr) Duc 1'37.883 (156,9 Km/h)	
<b>10 Portimao</b>	Sykes (Gbr) Kaw 1'42.484 (161,3 Km/h)	Giugliano (Ita) Duc 1'41.764 (162,4 Km/h)		
<b>11 Magny-Cours</b>	Sykes (Gbr) Kaw 1'36.366 (164,8 Km/h)	Haslam (Gbr) Apr 1'56.404 (136,4 Km/h)	Rea (Gbr) Kaw 1'52.881 (140,7 Km/h)	
<b>12 Jerez</b>	Baz (Fra) Kaw 1'40.298 (158,8 Km/h)	Sykes (Gbr) Kaw 1'40.292 (158,8 Km/h)	Sykes (Gbr) Kaw 1'39.190 (160,5 Km/h)	
<b>13 Losail</b>	Giugliano (Ita) Duc 1'57.033 (165,5 Km/h)	Sykes (Gbr) Kaw 1'56.821 (165,8 Km/h)	Rea (Gbr) Kaw 1'56.356 (166,5 Km/h)	

### 2017

1 J. Rea

### ALL TIMES

43 T. Corser	6 J. Kocinski	2 A. Yanagawa	1 J. Reynolds
38 T. Sykes	6 C. Crutchlow	2 M. Lucchinelli	1 S. Hislop
26 T. Bayliss	5 D. Giugliano	2 B. Bostrom	1 M. Mladin
21 C. Fogarty	5 M. Biaggi	2 B. Monti	1 R. Xaus
17 D. Polen	4 F. Merkel	2 M. Campbell	1 M. Tamada
16 N. Hodgson	4 J. Toseland	2 Y. Nagai	1 L. Lanzi
15 C. Edwards	4 S. Guintoli	2 M. Neukirchner	1 M. Fabrizio
11 B. Spies	3 S. Mertens	2 L. Baz	1 A. Badovini
10 P. Chili	3 R. Phillis	2 E. Laverty	1 F. Nieto
10 C. Checa	3 S. Martin	1 M. Doohan	1 T. Hill
9 R. Roche	3 C. Vermeulen	1 D. Chandler	1 J. Hopkins
9 J. Rea	3 Y. Kagayama	1 P. Goddard	1 M. van der Mark
8 G. Falappa	3 L. Haslam	1 M. Dowson	1 M. Melandri
8 S. Russell	3 J. Smrz	1 A. Vieira	1 I. Jaitovich
8 A. Slight	3 C. Davies	1 T. Kipp	
7 N. Haga	2 A. Gobert	1 S. Crafar	
7 R. Laconi	2 D. Tardozzi	1 R. Burnett	

25/02/2017

These data/results cannot be reproduced, stored and/or transmitted in whole or in part by any manner of electronic, mechanical, photocopying, recording, broadcasting or otherwise now known or herein after developed without the previous express consent by the copyright owner, except for reproduction in daily press and regular printed publications on sale to the public within 60 days of the event related to those data/results and always provided that copyright symbol appears together as follows below.

© DORNA WSBK ORGANIZATION Srl 2017

FICR PERUGIA TIMING



Official Tyre Supplier



Official Timekeeper