

Phillip Island 4.445 m

1 / 2

Australian Round, 24-25-26 February 2017

World Superbike - Results Warm Up

No.	Rider	Nat	Team	Bike	Time	Gap	Rel.	Laps	Speed	
									Avg	Max
1	1 J. REA	GBR	Kawasaki Racing Team	Kawasaki ZX-10R	1'30.796			10	176,241	309,5
2	33 M. MELANDRI	ITA	Aruba.it Racing - Ducati	Ducati Panigale R	1'30.957	0.161	0.161	10	175,929	313,0
3	2 L. CAMIER	GBR	MV Agusta Reparto Corse	MV Agusta 1000 F4	1'31.187	0.391	0.230	8	175,486	307,7
4	22 A. LOWES	GBR	Pata Yamaha Official WorldSBK Team	Yamaha YZF R1	1'31.188	0.392	0.001	10	175,484	308,6
5	7 C. DAVIES	GBR	Aruba.it Racing - Ducati	Ducati Panigale R	1'31.203	0.407	0.015	9	175,455	314,0
6	66 T. SYKES	GBR	Kawasaki Racing Team	Kawasaki ZX-10R	1'31.234	0.438	0.031	9	175,395	309,5
7	50 E. LAVERTY	IRL	Milwaukee Aprilia	Aprilia RSV4 RF	1'31.433	0.637	0.199	7	175,013	311,2
8	69 N. HAYDEN	USA	Red Bull Honda World Superbike Team	Honda CBR1000RR	1'31.557	0.761	0.124	9	174,776	309,5
9	12 X. FORÉS	ESP	BARNI Racing Team	Ducati Panigale R	1'31.607	0.811	0.050	8	174,681	306,8
10	60 M. VAN DER MARK	NED	Pata Yamaha Official WorldSBK Team	Yamaha YZF R1	1'31.962	1.166	0.355	10	174,007	316,7
11	88 R. KRUMMENACHER	SUI	Kawasaki Puccetti Racing	Kawasaki ZX-10R	1'31.974	1.178	0.012	6	173,984	301,7
12	81 J. TORRES	ESP	Althea BMW Racing Team	BMW S 1000 RR	1'32.072	1.276	0.098	10	173,799	314,9
13	15 A. DE ANGELIS	RSM	Pedercini Racing SC-Project	Kawasaki ZX-10R	1'32.093	1.297	0.021	10	173,759	305,1
14	25 J. BROOKES	AUS	ERMotorsport-EliteRoads.com.au	Yamaha YZF R1	1'32.362	1.566	0.269	6	173,253	303,4
15	32 L. SAVADORI	ITA	Milwaukee Aprilia	Aprilia RSV4 RF	1'32.379	1.583	0.017	9	173,221	305,9
16	6 S. BRADL	GER	Red Bull Honda World Superbike Team	Honda CBR1000RR	1'32.461	1.665	0.082	10	173,068	312,1
17	84 R. RUSSO	ITA	Guandalini Racing	Yamaha YZF R1	1'32.496	1.700	0.035	7	173,002	305,1
18	40 R. RAMOS	ESP	Team Kawasaki Go Eleven	Kawasaki ZX-10R	1'32.632	1.836	0.136	9	172,748	306,8
19	86 A. BADOVINI	ITA	Grillini Racing Team	Kawasaki ZX-10R	1'32.893	2.097	0.261	6	172,263	305,1
20	37 O. JEZEK	CZE	Grillini Racing Team	Kawasaki ZX-10R	1'32.914	2.118	0.021	9	172,224	295,1
21	21 M. REITERBERGER	GER	Althea BMW Racing Team	BMW S 1000 RR	1'33.076	2.280	0.162	10	171,924	306,8

AIR	Humidity:	51%	Temp:	22°C
TRACK	Condition:	Dry	Temp:	22°C

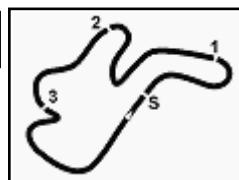
Records	Pole (SP2)	2017	J.Rea	1'29.573	178,650	Km/h
	Race (RC1)	2014	C.Davies	1'30.949	175,940	Km/h
	Circuit (SP2)	2017	J.Rea	1'29.573	178,650	Km/h

26/02/2017 Start End
11:25 11:41

The results are provisional until the end of the time limit for protests and appeals and the completion of the technical checks.

These data/results cannot be reproduced, stored and/or transmitted in whole or in part by any manner of electronic, mechanical, photocopying, recording, broadcasting or otherwise now known or herein after developed without the previous express consent by the copyright owner, except for reproduction in daily press and regular printed publications on sale to the public within 60 days of the event related to those data/results and always provided that copyright symbol appears together as follows below.

© DORNA WSBK ORGANIZATION Srl 2017



Australian Round, 24-25-26 February 2017

World Superbike - Results Warm Up

Session Highlights

Local Time	No. Rider	Description
11.25.00		Start
11.32.22	6 S. BRADL	On the Gravel - Re-Joined - Turn 4
11.32.42		WorldSBK Pit Intervention Time: 63secs
11.35.52	25 J. BROOKES	Technical Problem
11.37.12	86 A. BADOVINI	Crashed - Turn 2
11.41.52		End Of Session

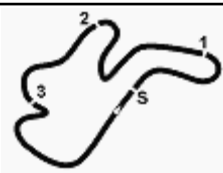
Fastest Laps Sequence

No.	Rider	Nat	Team	Bike	Local Time	Time	Gap	Avg
1	J. REA	GBR	Kawasaki Racing Team	Kawasaki ZX-10R	11:28'20.078	1'31.560		174,771
50	E. LAVERTY	IRL	Milwaukee Aprilia	Aprilia RSV4 RF	11:29'53.802	1'31.433	-0.127	175,013
2	L. CAMIER	GBR	MV Agusta Reparto Corse	MV Agusta 1000 F4	11:29'57.191	1'31.187	-0.246	175,486
1	J. REA	GBR	Kawasaki Racing Team	Kawasaki ZX-10R	11:32'54.386	1'31.156	-0.031	175,545
33	M. MELANDRI	ITA	Aruba.it Racing - Ducati	Ducati Panigale R	11:36'42.107	1'30.957	-0.199	175,929
1	J. REA	GBR	Kawasaki Racing Team	Kawasaki ZX-10R	11:38'59.402	1'30.796	-0.161	176,241

26/02/2017 Start End The results are provisional until the end of the time limit for protests and appeals
11:25 11:41 and the completion of the technical checks.

These data/results cannot be reproduced, stored and/or transmitted in whole or in part by any manner of electronic, mechanical, photocopying, recording, broadcasting or otherwise now known or herein after developed without the previous express consent by the copyright owner, except for reproduction in daily press and regular printed publications on sale to the public within 60 days of the event related to those data/results and always provided that copyright symbol appears together as follows below.

© DORNA WSBK ORGANIZATION Srl 2017



Phillip Island 4.445 m

Australian Round, 24-25-26 February 2017 World Superbike - Best Sector & Speed Warm Up

BEST LAP

1	1 J. REA	Kawasaki ZX-10R	1'30.796
2	33 M. MELANDRI	Ducati Panigale R	1'30.957
3	2 L. CAMIER	MV Austa 1000 F4	1'31.187
4	22 A. LOWES	Yamaha YZF R1	1'31.188
5	7 C. DAVIES	Ducati Panigale R	1'31.203
6	66 T. SYKES	Kawasaki ZX-10R	1'31.234
7	50 E. LAVERTY	Aorilia RSV4 RF	1'31.433
8	69 N. HAYDEN	Honda CBR1000RR	1'31.557
9	12 X. FORÉS	Ducati Panigale R	1'31.607
10	60 M. VAN DER MARK	Yamaha YZF R1	1'31.962
11	88 R. KRUMMENACHER	Kawasaki ZX-10R	1'31.974
12	81 J. TORRES	BMW S 1000 RR	1'32.072
13	15 A. DE ANGELIS	Kawasaki ZX-10R	1'32.093
14	25 J. BROOKES	Yamaha YZF R1	1'32.362
15	32 L. SAVADORI	Aorilia RSV4 RF	1'32.379
16	6 S. BRADL	Honda CBR1000RR	1'32.461
17	84 R. RUSSO	Yamaha YZF R1	1'32.496
18	40 R. RAMOS	Kawasaki ZX-10R	1'32.632
19	86 A. BADOVINI	Kawasaki ZX-10R	1'32.893
20	37 O. JEZEK	Kawasaki ZX-10R	1'32.914
21	21 M. REITERBERGER	BMW S 1000 RR	1'33.076

SPEED

1	60 M. VAN DER MARK	Yamaha YZF R1	316.7
2	81 J. TORRES	BMW S 1000 RR	314.9
3	7 C. DAVIES	Ducati Panigale R	314.0
4	33 M. MELANDRI	Ducati Panigale R	313.0
5	6 S. BRADL	Honda CBR1000RR	312.1
6	50 E. LAVERTY	Aorilia RSV4 RF	311.2
7	69 N. HAYDEN	Honda CBR1000RR	309.5
8	66 T. SYKES	Kawasaki ZX-10R	309.5
9	1 J. REA	Kawasaki ZX-10R	309.5
10	22 A. LOWES	Yamaha YZF R1	308.6
11	2 L. CAMIER	MV Austa 1000 F4	307.7
12	21 M. REITERBERGER	BMW S 1000 RR	306.8
13	12 X. FORÉS	Ducati Panigale R	306.8
14	40 R. RAMOS	Kawasaki ZX-10R	306.8
15	32 L. SAVADORI	Aorilia RSV4 RF	305.9
16	84 R. RUSSO	Yamaha YZF R1	305.1
17	15 A. DE ANGELIS	Kawasaki ZX-10R	305.1
18	86 A. BADOVINI	Kawasaki ZX-10R	305.1
19	25 J. BROOKES	Yamaha YZF R1	303.4
20	88 R. KRUMMENACHER	Kawasaki ZX-10R	301.7
21	37 O. JEZEK	Kawasaki ZX-10R	295.1

SEG. 1		SEG. 2		SEG. 3		SEG. 4		SEG. 5						
1	60 M. VAN DER MAR	3.117	1	1 J. REA	18.426	1	33 M. MELANDRI	26.203	1	1 J. REA	17.351	1	33 M. MELANDRI	25.397
2	81 J. TORRES	3.127	2	22 A. LOWES	18.487	2	22 A. LOWES	26.223	2	69 N. HAYDEN	17.365	2	1 J. REA	25.530
3	6 S. BRADL	3.146	3	7 C. DAVIES	18.585	3	7 C. DAVIES	26.254	3	60 M. VAN DER MAR	17.386	3	66 T. SYKES	25.566
4	21 M. REITERBERG	3.154	4	88 R. KRUMMENAC	18.600	4	1 J. REA	26.263	4	2 L. CAMIER	17.388	4	50 E. LAVERTY	25.618
5	33 M. MELANDRI	3.155	5	2 L. CAMIER	18.605	5	66 T. SYKES	26.277	5	50 E. LAVERTY	17.407	5	22 A. LOWES	25.625
6	50 E. LAVERTY	3.160	6	33 M. MELANDRI	18.605	6	2 L. CAMIER	26.337	6	12 X. FORÉS	17.431	6	7 C. DAVIES	25.631
7	7 C. DAVIES	3.180	7	15 A. DE ANGELIS	18.628	7	69 N. HAYDEN	26.459	7	66 T. SYKES	17.432	7	2 L. CAMIER	25.636
8	69 N. HAYDEN	3.189	8	12 X. FORÉS	18.631	8	12 X. FORÉS	26.462	8	22 A. LOWES	17.453	8	69 N. HAYDEN	25.637
9	66 T. SYKES	3.190	9	69 N. HAYDEN	18.644	9	50 E. LAVERTY	26.472	9	7 C. DAVIES	17.479	9	32 L. SAVADORI	25.716
10	1 J. REA	3.202	10	50 E. LAVERTY	18.648	10	81 J. TORRES	26.555	10	88 R. KRUMMENAC	17.486	10	12 X. FORÉS	25.754
11	22 A. LOWES	3.213	11	60 M. VAN DER MAR	18.659	11	60 M. VAN DER MAR	26.640	11	33 M. MELANDRI	17.511	11	81 J. TORRES	25.760
12	2 L. CAMIER	3.214	12	66 T. SYKES	18.669	12	88 R. KRUMMENAC	26.641	12	81 J. TORRES	17.518	12	60 M. VAN DER MAR	25.761
13	12 X. FORÉS	3.218	13	25 J. BROOKES	18.690	13	40 R. RAMOS	26.702	13	32 L. SAVADORI	17.530	13	15 A. DE ANGELIS	25.776
14	40 R. RAMOS	3.220	14	32 L. SAVADORI	18.757	14	32 L. SAVADORI	26.733	14	40 R. RAMOS	17.569	14	88 R. KRUMMENAC	25.790
15	15 A. DE ANGELIS	3.224	15	84 R. RUSSO	18.799	15	84 R. RUSSO	26.735	15	15 A. DE ANGELIS	17.570	15	6 S. BRADL	25.796
16	32 L. SAVADORI	3.228	16	81 J. TORRES	18.814	16	15 A. DE ANGELIS	26.756	16	25 J. BROOKES	17.586	16	84 R. RUSSO	25.827
17	84 R. RUSSO	3.231	17	6 S. BRADL	18.815	17	25 J. BROOKES	26.761	17	21 M. REITERBERG	17.609	17	25 J. BROOKES	25.850
18	86 A. BADOVINI	3.242	18	21 M. REITERBERG	18.828	18	21 M. REITERBERG	26.764	18	6 S. BRADL	17.616	18	21 M. REITERBERG	25.913
19	25 J. BROOKES	3.251	19	86 A. BADOVINI	18.838	19	6 S. BRADL	26.774	19	84 R. RUSSO	17.645	19	40 R. RAMOS	25.925
20	88 R. KRUMMENAC	3.259	20	40 R. RAMOS	18.851	20	37 O. JEZEK	26.914	20	37 O. JEZEK	17.763	20	86 A. BADOVINI	25.951
21	37 O. JEZEK	3.339	21	37 O. JEZEK	18.860	21	86 A. BADOVINI	26.981	21	86 A. BADOVINI	17.780	21	37 O. JEZEK	25.999

26/02/2017

These data/results cannot be reproduced, stored and/or transmitted in whole or in part by any manner of electronic, mechanical, photocopying, recording, broadcasting or otherwise now known or herein after developed without the previous express consent by the copyright owner, except for reproduction in daily press and regular printed publications on sale to the public within 60 days of the event related to those data/results and always provided that copyright symbol appears together as follows below.

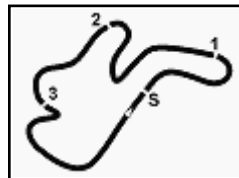
© DORNA WSBK ORGANIZATION Srl 2017

FICR PERUGIA TIMING


Official Tyre Supplier



Official Timekeeper



Phillip Island 4.445 m

Australian Round, 24-25-26 February 2017

World Superbike - Ideal Times Warm Up

No.	Rider	Nat	Bike	Seg. 1	Seg. 2	Seg. 3	Seg. 4	Seg. 5	Ideal Time		
				Diff. 1	Diff. 2	Diff. 3	Diff. 4	Diff. 5	Best Lap	Pos.	Diff.
1	1 J. REA	GBR	Kawasaki ZX-10R	3.202 0.013	18.426	26.263 0.011	17.351	25.530	1'30.772 1'30.796	1	0.024
2	33 M. MELANDRI	ITA	Ducati Panigale R	3.155 0.026	18.605 0.006	26.203	17.511	25.397 0.054	1'30.871 1'30.957	2	0.086
3	22 A. LOWES	GBR	Yamaha YZF R1	3.213	18.487 0.078	26.223	17.453 0.062	25.625 0.047	1'31.001 1'31.188	4	0.187
4	7 C. DAVIES	GBR	Ducati Panigale R	3.180 0.018	18.585 0.040	26.254 0.006	17.479	25.631 0.010	1'31.129 1'31.203	5	0.074
5	66 T. SYKES	GBR	Kawasaki ZX-10R	3.190 0.005	18.669	26.277	17.432 0.095	25.566	1'31.134 1'31.234	6	0.100
6	2 L. CAMIER	GBR	MV Agusta 1000 F4	3.214 0.007	18.605	26.337	17.388	25.636	1'31.180 1'31.187	3	0.007
7	69 N. HAYDEN	USA	Honda CBR1000RR	3.189 0.015	18.644	26.459 0.163	17.365	25.637 0.085	1'31.294 1'31.557	8	0.263
8	50 E. LAVERTY	IRL	Aprilia RSV4 RF	3.160 0.012	18.648	26.472 0.116	17.407	25.618	1'31.305 1'31.433	7	0.128
9	12 X. FORÉS	ESP	Ducati Panigale R	3.218 0.012	18.631 0.054	26.462	17.431 0.045	25.754	1'31.496 1'31.607	9	0.111
10	60 M. VAN DER MARK	NED	Yamaha YZF R1	3.117 0.013	18.659 0.039	26.640 0.023	17.386 0.172	25.761 0.152	1'31.563 1'31.962	10	0.399
11	81 J. TORRES	ESP	BMW S 1000 RR	3.127 0.090	18.814 0.008	26.555 0.037	17.518 0.121	25.760 0.042	1'31.774 1'32.072	12	0.298
12	88 R. KRUMMENACHER	SUI	Kawasaki ZX-10R	3.259 0.025	18.600 0.146	26.641	17.486 0.027	25.790	1'31.776 1'31.974	11	0.198
13	15 A. DE ANGELIS	RSM	Kawasaki ZX-10R	3.224 0.044	18.628	26.756 0.095	17.570	25.776	1'31.954 1'32.093	13	0.139
14	32 L. SAVADORI	ITA	Aprilia RSV4 RF	3.228	18.757 0.181	26.733 0.153	17.530 0.081	25.716	1'31.964 1'32.379	15	0.415
15	25 J. BROOKES	AUS	Yamaha YZF R1	3.251	18.690 0.143	26.761 0.031	17.586	25.850 0.050	1'32.138 1'32.362	14	0.224
16	6 S. BRADL	GER	Honda CBR1000RR	3.146	18.815 0.212	26.774	17.616 0.070	25.796 0.032	1'32.147 1'32.461	16	0.314
17	84 R. RUSSO	ITA	Yamaha YZF R1	3.231	18.799 0.104	26.735	17.645	25.827 0.155	1'32.237 1'32.496	17	0.259
18	40 R. RAMOS	ESP	Kawasaki ZX-10R	3.220 0.022	18.851 0.049	26.702 0.020	17.569 0.128	25.925 0.146	1'32.267 1'32.632	18	0.365
19	21 M. REITERBERGER	GER	BMW S 1000 RR	3.154 0.101	18.828	26.764 0.211	17.609 0.184	25.913 0.312	1'32.268 1'33.076	21	0.808
20	86 A. BADOVINI	ITA	Kawasaki ZX-10R	3.242 0.036	18.838 0.065	26.981	17.780	25.951	1'32.792 1'32.893	19	0.101
21	37 O. JEZEK	CZE	Kawasaki ZX-10R	3.339 0.024	18.860	26.914 0.015	17.763	25.999	1'32.875 1'32.914	20	0.039
Overall Ideal Time				3.117	18.426	26.203	17.351	25.397	1'30.494		

26/02/2017

These data/results cannot be reproduced, stored and/or transmitted in whole or in part by any manner of electronic, mechanical, photocopying, recording, broadcasting or otherwise now known or herein after developed without the previous express consent by the copyright owner, except for reproduction in daily press and regular printed publications on sale to the public within 60 days of the event related to those data/results and always provided that copyright symbol appears together as follows below.

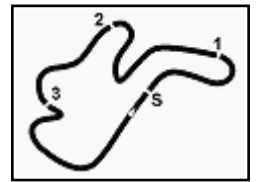
© DORNA WSBK ORGANIZATION Srl 2017

FICR PERUGIA TIMING


Official Tyre Supplier



Official Timekeeper



Australian Round, 24-25-26 February 2017 World Superbike - Chronological Analysis Warm Up

Phillip Island 4.445 m

1 / 2

1° 1 J. REA (1'30.796)								
Lap	Seg. 1	Seg. 2	Seg. 3	Seg. 4	Seg. 5	Lap Time	km/h	Local Time
1	5.270	21.499	27.602	17.728	26.729	1'38.828 P		11:25'09.690
2	3.235	18.666	26.413	17.404	25.842	1'31.560	305.9	11:28'48.518
3	3.237	18.597	26.567	17.489	25.783	1'31.673	305.9	11:29'51.751
4	3.236	18.627	26.306	17.496	25.814	1'31.479	305.9	11:31'23.230
5	3.240	18.491	26.298	17.477	25.650	1'31.156	305.1	11:32'54.386
6	3.210	18.588	26.358	17.458	25.751	1'31.365	309.5	11:34'25.751
7	3.212	18.558	26.451	17.429	25.848	1'31.498	309.5	11:35'57.249
8	3.231	18.529	26.436	17.498	25.663	1'31.357	307.7	11:37'28.606
9	3.215	18.426	26.274	17.351	25.530	1'30.796	308.6	11:38'59.402
10	3.202	18.495	26.263	17.446	25.679	1'31.085	309.5	11:40'30.487

2° 33 M. MELANDRI (1'30.957)								
Lap	Seg. 1	Seg. 2	Seg. 3	Seg. 4	Seg. 5	Lap Time	km/h	Local Time
1	6.206	23.837	28.774	18.779	26.606	1'44.202 P		11:25'38.041
2	3.184	19.388	26.989	17.784	26.019	1'33.364	310.3	11:27'22.243
3	3.155	18.686	26.588	17.650	25.589	1'31.668	310.3	11:30'27.275
4	3.188	21.432	28.958	17.943	25.781	1'37.302	310.3	11:32'04.577
5	3.163	20.063	27.542	17.717	25.636	1'34.121	313.0	11:33'38.698
6	3.164	18.786	26.562	17.623	26.317	1'32.452	312.1	11:35'11.150
7	3.181	18.611	26.203	17.511	25.451	1'30.957	312.1	11:36'42.107
8	3.178	19.637	28.710	18.231	26.121	1'35.877	312.1	11:38'17.984
9	3.173	18.649	26.221	17.683	25.465	1'31.191	311.2	11:39'49.175
10	3.177	18.605	26.303	17.593	25.397	1'31.075	310.3	11:41'20.250

3° 2 L. CAMIER (1'31.187)								
Lap	Seg. 1	Seg. 2	Seg. 3	Seg. 4	Seg. 5	Lap Time	km/h	Local Time
1	6.178	23.237	28.472	18.337	25.969	1'42.193 P		11:25'12.134
2	3.246	18.738	26.518	17.530	25.645	1'31.677	304.2	11:26'54.327
3	3.221	18.605	26.337	17.388	25.636	1'31.187	307.7	11:29'57.191
4	3.214	18.694	26.389	17.478	25.770	1'31.545	307.7	11:31'28.736
5	3.226	21.079	31.835	17.784	2'44.468	3'58.392 P	306.8	11:35'27.128
6	5.833	23.886	28.466	17.679	25.818	1'41.682 P		11:37'08.810
7	3.259	19.266	27.998	20.049	28.297	1'38.869	305.1	11:38'47.679
8	3.260	18.712	26.415	17.622	25.754	1'31.763	303.4	11:40'19.442

4° 22 A. LOWES (1'31.188)								
Lap	Seg. 1	Seg. 2	Seg. 3	Seg. 4	Seg. 5	Lap Time	km/h	Local Time
1	5.888	21.460	27.392	17.682	25.905	1'38.327 P		11:26'01.615
2	3.236	18.661	26.554	17.472	25.748	1'31.671	304.2	11:27'39.942
3	3.230	18.609	26.530	17.484	25.717	1'31.570	304.2	11:29'11.613
4	3.227	18.569	26.369	17.569	25.625	1'31.359	308.6	11:30'43.143
5	3.227	18.637	26.338	17.453	25.727	1'31.382	305.9	11:33'45.924
6	3.228	18.487	26.393	17.520	25.667	1'31.295	306.8	11:35'17.219
7	3.238	18.597	26.400	17.561	25.723	1'31.519	305.1	11:36'48.738
8	3.234	18.641	26.246	17.593	25.902	1'31.616	305.9	11:38'20.354
9	3.226	18.543	26.384	17.460	25.718	1'31.331	306.8	11:39'51.685
10	3.213	18.565	26.223	17.515	25.672	1'31.188	306.8	11:41'22.873

5° 7 C. DAVIES (1'31.203)								
Lap	Seg. 1	Seg. 2	Seg. 3	Seg. 4	Seg. 5	Lap Time	km/h	Local Time
1	5.977	23.380	28.913	18.554	26.531	1'43.355 P		11:26'06.858
2	3.197	18.777	26.358	17.987	25.874	1'32.193	310.3	11:27'50.213
3	3.198	18.625	26.260	17.479	25.641	1'31.203	309.5	11:30'53.609
4	3.184	18.615	26.432	17.557	25.680	1'31.468	311.2	11:32'25.077
5	3.180	18.640	26.289	17.581	25.811	1'31.501	314.0	11:33'56.578
6	3.195	18.608	26.521	17.552	25.835	1'31.711	309.5	11:35'28.289
7	3.198	18.642	26.319	17.550	25.833	1'31.542	310.3	11:36'59.831
8	3.202	18.716	26.254	17.578	25.631	1'31.381	309.5	11:38'31.212
9	3.188	18.585	26.294	17.595	25.823	1'31.485	311.2	11:40'02.697

6° 66 T. SYKES (1'31.234)								
Lap	Seg. 1	Seg. 2	Seg. 3	Seg. 4	Seg. 5	Lap Time	km/h	Local Time
1	7.419	22.095	28.206	18.093	26.188	1'42.001 P		11:26'13.148
2	3.225	18.702	26.535	17.516	25.894	1'31.872	306.8	11:27'55.149
3	3.224	18.689	26.421	17.432	25.717	1'31.483	305.9	11:30'58.504
4	3.201	18.731	26.378	17.707	25.616	1'31.633	307.7	11:32'30.137
5	3.207	18.683	26.345	17.437	25.626	1'31.298	309.5	11:34'01.435
6	3.190	20.279	27.164	18.004	25.858	1'34.495	309.5	11:35'35.930

7	3.219	18.772	26.337	17.560	25.942	1'31.830	306.8	11:37'07.760
8	3.236	21.272	27.513	18.489	31.971	1'42.481	304.2	11:38'50.241
9	3.195	18.669	26.277	17.527	25.566	1'31.234	308.6	11:40'21.475

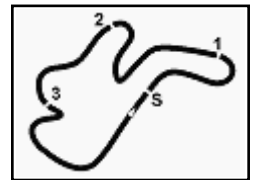
7° 50 E. LAVERTY (1'31.433)								
Lap	Seg. 1	Seg. 2	Seg. 3	Seg. 4	Seg. 5	Lap Time	km/h	Local Time
1	10.688	22.293	27.472	17.919	26.226	1'44.598 P		11:25'05.174
2	3.160	18.846	26.998	17.947	25.646	1'32.597	311.2	11:26'49.772
3	3.172	18.648	26.588	17.407	25.618	1'31.433	311.2	11:29'53.802
4	3.165	18.818	26.472	17.633	25.662	1'31.750	310.3	11:31'25.552
5	3.200	19.035	27.285	17.851	4'23.092	5'30.463 P	308.6	11:36'56.015
6	5.780	21.104	26.780	17.706	25.754	1'37.124 P		11:38'33.139
7	3.190	18.752	26.531	17.692	25.637	1'31.802	310.3	11:40'04.941

8° 69 N. HAYDEN (1'31.557)								
Lap	Seg. 1	Seg. 2	Seg. 3	Seg. 4	Seg. 5	Lap Time	km/h	Local Time
1	5.999	22.981	28.313	17.962	26.559	1'41.814 P		11:25'11.249
2	3.224	18.998	26.491	17.583	25.637	1'31.933	305.9	11:26'53.063
3	3.204	18.644	26.622	17.365	25.722	1'31.557	306.8	11:29'56.553
4	3.212	18.956	27.039	17.452	25.834	1'32.493	305.9	11:31'29.046
5	3.189	18.910	26.615	17.536	25.734	1'31.984	309.5	11:33'01.030
6	3.213	19.092	26.764	17.853	1'38.844	2'45.766 P	303.4	11:35'46.796
7	7.052	22.453	27.512	18.001	27.146	1'42.164 P		11:37'28.960
8	3.228	18.848	26.459	17.558	25.886	1'31.979	306.8	11:39'00.939
9	3.237	18.906	26.731	17.856	25.988	1'32.718	300.8	11:40'33.657

9° 12 X. FORÉS (1'31.607)								
Lap	Seg. 1	Seg. 2	Seg. 3	Seg. 4	Seg. 5	Lap Time	km/h	Local Time
1	5.519	22.333	27.599	17.750	26.270	1'39.471 P		11:26'03.056
2	3.249	18.784	26.605	17.431	25.801	1'31.870	304.2	11:27'42.527
3	3.221	18.900	26.538	17.442	25.947	1'32.048	305.1	11:30'46.445
4	3.232	18.642	26.556	17.490	25.802	1'31.722	305.9	11:32'18.167
5	3.218	20.643	31.845	17.927	26.441	1'40.074	306.8	11:33'58.241
6	3.230	18.685	26.462	17.476	25.754	1'31.607	305.9	11:35'29.848
7	3.234	18.631	26.574	17.459	25.910	1'31.808	305.9	11:37'01.656
8	3.246	21.493	34.325	22.493	1'43.407	3'04.964 P	305.1	11:40'06.620

10° 60 M. VAN DER MARK (1'31.962)								
Lap	Seg. 1	Seg. 2	Seg. 3	Seg. 4	Seg. 5	Lap Time	km/h	Local Time
1	5.369	21.428	27.163	17.944	26.097	1'38.001 P		11:25'17.567
2	3.117	18.987	27.117	17.739	25.761	1'32.721	316.7	11:26'55.568
3	3.176	18.960	26.713	17.386	26.003	1'32.238	311.2	11:28'28.289
4	3.130	18.698	26.663	17.558	25.913	1'31.962	316.7	11:30'00.527
5	3.199	18.803	26.736	17.740	25.841	1'32.319	309.5	11:31'32.489
6	3.208	18.791	26.640	17.632	26.033	1'32.304	307.7	11:34'37.112
7	3.249	19.867	26.703	17.771	29.256	1'36.846	303.4	11:36'13.958
8	3.261	18.675	26.651	17.801	25.944	1'32.332	302.5	11:37'46.290
9	3.252	18.659	26.801	17.744	25.812	1'32.268	304.2	11:39'18.558
10	3.241	18.800	26.726	17.776	26.046	1'32.589	304.2	11:40'51.147

11° 88 R. KRUMMENACHER (1'31.974)								
Lap	Seg. 1	Seg. 2	Seg. 3	Seg. 4	Seg. 5	Lap Time	km/h	Local Time
1				28.730	18.924	5'56.552	7'12.736 P	11:25'11.013
2				28.538	18.021	27.442	1'45.804 P	11:32'23.749
3	3.274	19.037	26.907	17.641	25.826	1'32.685	301.7	11:34'09.553
4	3.281	18.854	26.660	17.486	25.846	1'32.127		



Australian Round, 24-25-26 February 2017 World Superbike - Chronological Analysis Warm Up

13° 15 A. DE ANGELIS (1'32.093)								
Lap	Seg. 1	Seg. 2	Seg. 3	Seg. 4	Seg. 5	Lap Time	km/h	Local Time
1	5.077	21.742	27.709	17.772	26.694	1'38.994 P	152.8	11:25'10.125
2	3.262	18.743	26.789	17.587	25.813	1'32.194	303.4	11:26'49.119
3	3.279	18.697	26.862	17.610	25.887	1'32.335	300.0	11:29'53.648
4	3.320	19.007	26.791	17.596	25.920	1'32.634	293.5	11:31'26.282
5	3.272	18.827	33.188	18.139	26.009	1'39.435	302.5	11:33'05.717
6	3.268	18.628	26.851	17.570	25.776	1'32.093	299.2	11:34'37.810
7	3.248	22.750	31.672	22.623	28.913	1'49.206	305.1	11:36'27.016
8	3.294	18.934	26.810	17.578	25.791	1'32.407	297.5	11:37'59.423
9	3.224	18.772	26.756	17.661	26.028	1'32.441	305.1	11:39'31.864
10	3.275	19.374	27.355	17.882	26.343	1'34.229	302.5	11:41'06.093

14° 25 J. BROOKES (1'32.362)								
Lap	Seg. 1	Seg. 2	Seg. 3	Seg. 4	Seg. 5	Lap Time	km/h	Local Time
1	5.406	22.299	27.477	18.163	26.325	1'39.670 P		11:25'10.199
2	3.348	19.261	26.963	17.807	25.850	1'33.229	295.9	11:28'23.098
3	3.251	18.833	26.792	17.586	25.900	1'32.362	303.4	11:29'55.460
4	3.317	18.714	26.761	17.677	25.903	1'32.372	297.5	11:31'27.832
5	3.341	18.887	26.861	17.743	26.055	1'32.887	295.1	11:33'00.719
6	3.336	18.690	26.811	17.754	25.918	1'32.509	296.7	11:34'33.228

15° 32 L. SAVADORI (1'32.379)								
Lap	Seg. 1	Seg. 2	Seg. 3	Seg. 4	Seg. 5	Lap Time	km/h	Local Time
1	5.189	23.263	28.109	17.782	26.109	1'40.452 P		11:26'18.484
2	3.228	18.938	26.886	17.611	25.716	1'32.379	305.1	11:27'58.936
3	3.229	18.757	26.834	17.530	26.168	1'32.518	305.9	11:31'03.833
4	3.242	18.940	26.756	17.668	25.915	1'32.521	305.1	11:32'36.354
5	3.249	22.304	33.960	24.065	27.150	1'50.728	304.2	11:34'27.082
6	3.268	19.100	26.733	17.894	25.969	1'32.964	302.5	11:36'00.046
7	3.261	18.889	26.942	17.769	25.865	1'32.726	302.5	11:37'32.772
8	3.261	20.045	28.965	18.874	27.110	1'38.255	303.4	11:39'11.027
9	3.280	18.971	26.967	17.793	26.096	1'33.107	300.8	11:40'44.134

16° 6 S. BRADL (1'32.461)								
Lap	Seg. 1	Seg. 2	Seg. 3	Seg. 4	Seg. 5	Lap Time	km/h	Local Time
1	5.440	23.089	28.898	17.972	26.106	1'41.505 P		11:25'13.850
2	3.173	19.349	27.166	17.669	25.796	1'33.153	306.8	11:28'28.508
3	3.146	19.027	26.774	17.686	25.828	1'32.461	312.1	11:30'00.969
4	3.195	18.874	26.867	17.616	25.911	1'32.463	308.6	11:31'33.432
5	3.206	18.815	40.077	18.147	26.164	1'46.409	309.5	11:33'19.841
6	3.266	18.900	26.818	17.747	26.151	1'32.882	301.7	11:34'52.723
7	3.263	18.890	27.327	17.855	26.288	1'33.623	303.4	11:36'26.346
8	3.260	18.965	26.844	17.774	26.046	1'32.889	304.2	11:37'59.235
9	3.258	18.870	27.160	17.646	25.867	1'32.801	305.9	11:39'32.036
10	3.206	19.051	26.813	17.689	26.190	1'32.949	307.7	11:41'04.985

17° 84 R. RUSSO (1'32.496)								
Lap	Seg. 1	Seg. 2	Seg. 3	Seg. 4	Seg. 5	Lap Time	km/h	Local Time
1	5.648	24.117	29.267	18.816	26.767	1'44.615 P		11:25'10.740
2	3.261	19.402	27.244	17.679	25.827	1'33.413	299.2	11:28'28.768
3	3.231	18.903	26.735	17.645	25.982	1'32.496	305.1	11:30'01.264
4	3.248	18.963	26.892	17.661	25.937	1'32.701	303.4	11:31'33.965
5	3.269	18.898	26.932	18.086	26.110	1'33.295	302.5	11:33'07.260
6	3.312	18.799	27.001	17.992	4'12.462	5'19.566 P	299.2	11:38'26.826
7	5.241	25.605	30.605	21.909	29.906	1'53.266 P		11:40'20.092

18° 40 R. RAMOS (1'32.632)								
Lap	Seg. 1	Seg. 2	Seg. 3	Seg. 4	Seg. 5	Lap Time	km/h	Local Time
1	5.222	23.224	27.450	17.842	26.236	1'39.974 P		11:25'10.073
2	3.220	19.002	26.791	17.895	25.925	1'32.833	306.8	11:26'50.047
3	3.256	18.886	26.743	17.569	28.466	1'34.920	300.0	11:29'57.800
4	3.242	18.900	26.722	17.697	26.071	1'32.632	305.1	11:31'30.432
5	3.277	18.851	26.760	17.730	26.123	1'32.741	301.7	11:33'03.173
6	3.302	21.326	28.828	18.048	2'07.604	3'19.108 P	299.2	11:36'22.281
7			26.896	17.721	26.463	1'39.372 P		11:38'01.653
8	3.299	19.052	26.702	17.650	26.287	1'32.990	300.8	11:39'34.643
9	3.318	18.886	26.780	17.758	26.365	1'33.107	295.9	11:41'07.750

19° 86 A. BADOVINI (1'32.893)								
Lap	Seg. 1	Seg. 2	Seg. 3	Seg. 4	Seg. 5	Lap Time	km/h	Local Time
1	7.234	34.145	28.894	18.377	26.431	1'55.081 P		11:26'39.307
2	3.289	19.133	27.195	17.898	25.955	1'33.470	299.2	11:28'34.388
3	3.282	19.477	28.302	20.266	26.020	1'37.347	299.2	11:31'45.205
4	3.278	18.903	26.981	17.780	25.951	1'32.893	301.7	11:33'18.098
5	3.300	18.838	27.013	17.803	26.155	1'33.109	298.3	11:34'51.207
6	3.273	19.224	28.635	17.937	27.195	1'36.264	300.0	11:36'27.471

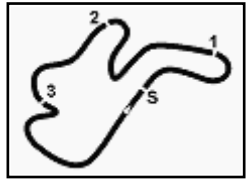
20° 37 O. JEZEK (1'32.914)								
Lap	Seg. 1	Seg. 2	Seg. 3	Seg. 4	Seg. 5	Lap Time	km/h	Local Time
1	5.857	24.645	32.942	20.789	29.872	1'54.105 P		11:25'25.835
2	3.368	19.153	27.331	18.211	27.487	1'35.550	291.1	11:27'19.940
3	3.363	18.860	26.929	17.763	25.999	1'32.914	291.9	11:30'28.404
4	3.345	19.069	26.914	17.906	26.328	1'33.562	294.3	11:32'01.966
5	3.375	18.966	27.017	17.889	26.236	1'33.483	291.1	11:33'35.449
6	3.382	18.946	26.975	17.806	39.726	1'46.835	289.5	11:35'22.284
7	3.399	18.895	28.945	21.628	26.388	1'40.255	288.8	11:37'02.539
8	3.339	19.168	27.055	17.898	26.176	1'33.636	295.1	11:38'36.175
9	3.362	18.933	27.046	17.978	26.092	1'33.411	291.9	11:40'09.586

21° 21 M. REITERBERGER (1'33.076)								
Lap	Seg. 1	Seg. 2	Seg. 3	Seg. 4	Seg. 5	Lap Time	km/h	Local Time
1	5.317	23.343	28.606	18.030	26.146	1'41.442 P		11:25'14.095
2	3.154	19.437	29.582	17.981	25.913	1'36.067	301.7	11:27'31.604
3	3.213	18.947	26.867	17.609	26.495	1'33.131	306.8	11:30'04.735
4	3.233	21.871	28.941	19.791	26.168	1'40.004	305.1	11:31'44.739
5	3.260	19.105	26.983	17.835	26.134	1'33.317	303.4	11:33'18.056
6	3.255	18.828	26.975	17.793	26.225	1'33.076	304.2	11:34'51.132
7	3.254	18.990	26.888	17.917	26.242	1'33.291	301.7	11:36'24.423
8	3.284	19.037	26.764	17.887	26.680	1'33.652	300.8	11:37'58.075
9	3.326	19.108	26.955	17.869	26.260	1'33.518	299.2	11:39'31.593
10	3.279	18.981	26.943	17.940	26.393	1'33.536	300.0	11:41'05.129

26/02/2017 P = Pits In/Out - C = Lap-Time Cancelled

These data/results cannot be reproduced, stored and/or transmitted in whole or in part by any manner of electronic, mechanical, photocopying, recording, broadcasting or otherwise now known or herein after developed without the previous express consent by the copyright owner, except for reproduction in daily press and regular printed publications on sale to the public within 60 days of the event related to those data/results and always provided that copyright symbol appears together as follows below.

© DORNA WSBK ORGANIZATION Srl 2017

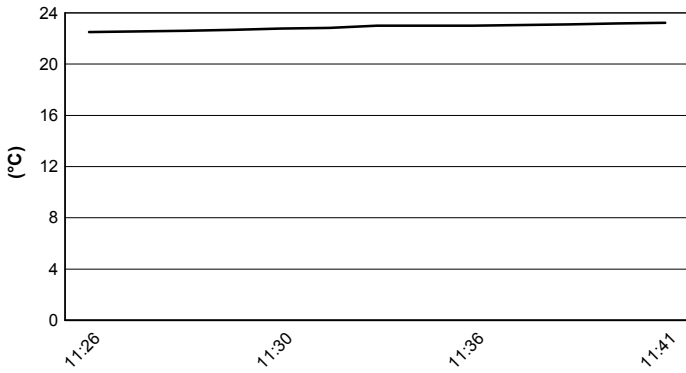


Phillip Island 4.445 m

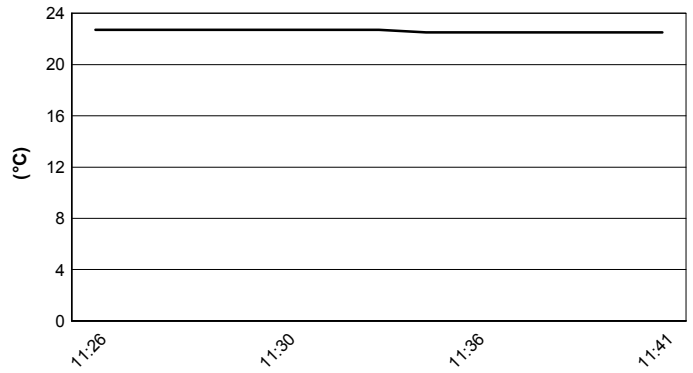
Australian Round, 24-25-26 February 2017
World Superbike - Weather Report Warm Up

Session started 11:25 Session ended 11:41

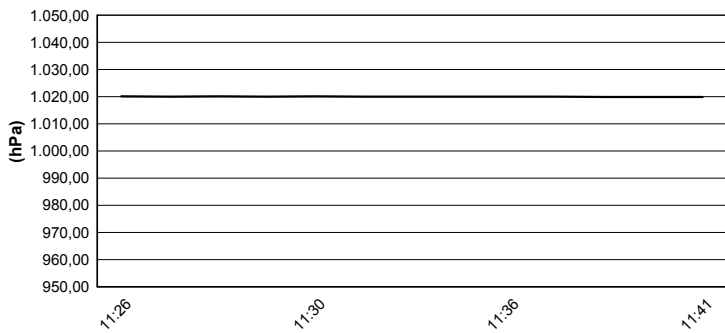
Air Temperature



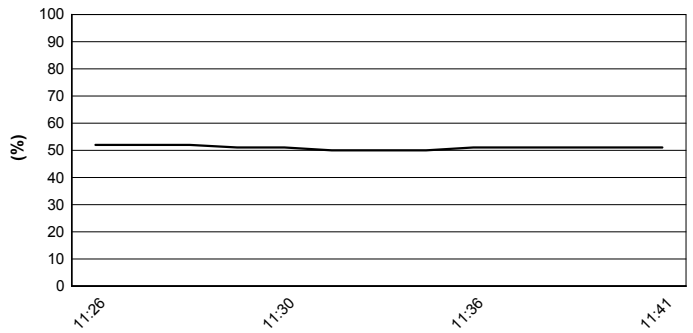
Track Temperature



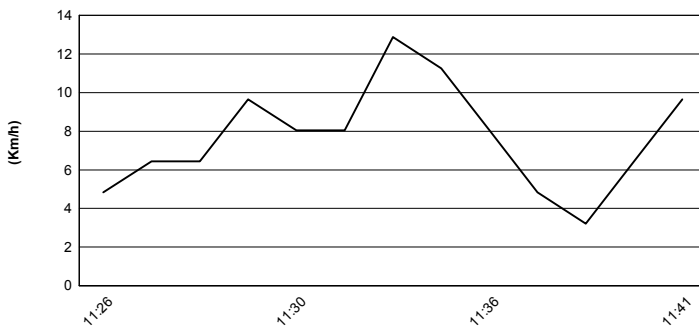
Air Pressure



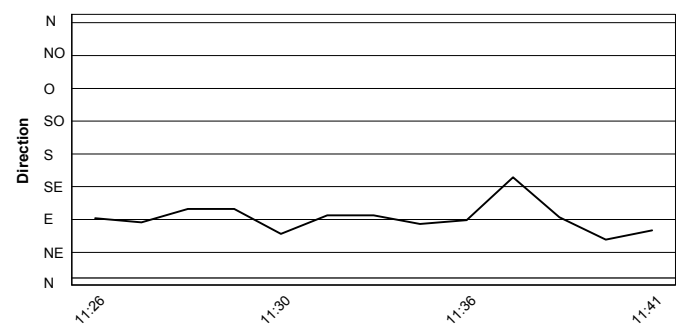
Humidity



Wind Speed



Wind Direction



26/02/2017

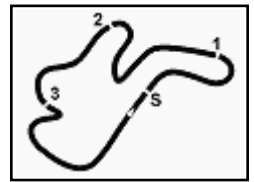
These data/results cannot be reproduced, stored and/or transmitted in whole or in part by any manner of electronic, mechanical, photocopying, recording, broadcasting or otherwise now known or herein after developed without the previous express consent by the copyright owner, except for reproduction in daily press and regular printed publications on sale to the public within 60 days of the event related to those data/results and always provided that copyright symbol appears together as follows below.
© DORNA WSBK ORGANIZATION Srl 2017



Official Tyre Supplier



Official Timekeeper



Phillip Island 4.445 m

Australian Round, 24-25-26 February 2017

World Superbike - Starting Grid - Race 2

22 Laps x 4,445 km = 97,790 km



1	22 LOWES A. Yamaha	2	2 CAMIER L. MV Agusta	3	12 FORÉS X. Ducati
2	81 TORRES J. BMW	5	50 LAVERTY E. Aprilia	6	60 VAN DER MARK M. Yamaha
3	66 SYKES T. Kawasaki	8	7 DAVIES C. Ducati	9	1 REA J. Kawasaki
4	33 MELANDRI M. Ducati	11	32 SAVADORI L. Aprilia	12	69 HAYDEN N. Honda
5	21 REITERBERGER M. BMW	14	88 KRUMMENACHER R. Kawasaki	15	6 BRADL S. Honda
6	25 BROOKES J. Yamaha	17	40 RAMOS R. Kawasaki	18	84 RUSSO R. Yamaha
7	37 JEZEK O. Kawasaki	20	15 DE ANGELIS A. Kawasaki	21	86 BADOVINI A. Kawasaki

26/02/2017 Jury President

..... Race Director

These data/results cannot be reproduced, stored and/or transmitted in whole or in part by any manner of electronic, mechanical, photocopying, recording, broadcasting or otherwise now known or herein after developed without the previous express consent by the copyright owner, except for reproduction in daily press and regular printed publications on sale to the public within 60 days of the event related to those data/results and always provided that copyright symbol appears together as follows below.

© DORNA WSBK ORGANIZATION Srl 2017

FKR PERUGIA TIMING



Official Tyre Supplier



Official Timekeeper