

Australian Round, 24-25-26 February 2017

World Supersport - Results Race - Red Flag

Laps 2 = 8,890 Km - Time Of Race 3'16.772 - Avg. 162,645 km/h

Pos	Race	Grid	No. Rider	Nat	Team	Bike	LL	Gap	Fastest Lap	Speed	Qualifying		Ranking		
											Time	Speed	R	Tot	Pos
1	2	16	J. CLUZEL	FRA	CIA Landlord Insurance Honda	Honda CBR600RR	2		1'35.135	264,1	1'33.230	272,0			
2	4	77	K. RYDE	GBR	Kawasaki Puccetti Racing	Kawasaki ZX-6R	2	0.080	1'35.233	270,0	1'33.483	276,2			
3	5	144	L. MAHIAS	FRA	GRT Yamaha Official WorldSSP Team	Yamaha YZF R6	2	0.136	1'35.108	268,0	1'33.669	268,0			
4	3	64	F. CARICASULO	ITA	GRT Yamaha Official WorldSSP Team	Yamaha YZF R6	2	0.173	1'34.882	276,9	1'33.250	267,3			
5	9	111	K. SMITH	GBR	GEMAR Team Lorini	Honda CBR600RR	2	0.686	1'35.027	269,3	1'34.123	270,0			
6	8	44	R. ROLFO	ITA	Team Factory Vamag	MV Agusta F3 675	2	0.783	1'35.011	271,4	1'34.019	268,7			
7	15	32	S. MORAIS	RSA	Kallio Racing	Yamaha YZF R6	2	1.318	1'35.358	270,7	1'34.455	266,7			
8	22	13	A. WEST	AUS	West Racing	Yamaha YZF R6	2	3.679	1'36.783	263,4	1'34.899	257,1			
9	21	83	L. EPIS	AUS	Response RE Racing	Kawasaki ZX-6R	2	3.963	1'37.013	273,4	1'34.839	270,0			
10	16	66	N. TUULI	FIN	Kallio Racing	Yamaha YZF R6	2	4.027	1'36.479	279,8	1'34.556	264,1			
11	14	10	N. CALERO	ESP	Orelac Racing VerdNatura	Kawasaki ZX-6R	2	4.698	1'37.290	275,5	1'34.441	267,3			
12	23	26	K. WATANABE	JPN	Team Kawasaki Go Eleven	Kawasaki ZX-6R	2	4.781	1'36.659	269,3	1'34.968	263,4			
13	11	81	L. STAPLEFORD	GBR	Profile Racing	Triumph Daytona 675	2	4.845	1'38.353	272,7	1'34.269	260,9			
14	20	41	A. WAGNER	AUS	GEMAR Team Lorini	Honda CBR600RR	2	5.046	1'36.895	270,0	1'34.721	266,0			
15	18	35	S. HILL	GBR	Profile Racing	Triumph Daytona 675	2	5.267	1'37.035	274,1	1'34.615	272,0			
16	24	7	D. PIZZOLI	ITA	Race Department ATK#25	MV Agusta F3 675	2	9.430	1'40.322	268,0	1'36.666	263,4			
17	19	11	C. GAMARINO	ITA	BARDAHL EVAN BROS. Honda Racing	Honda CBR600RR	2	13.517	1'37.718	259,6	1'34.660	260,2			
18	13	63	Z. KHAIRUDDIN	MAS	Orelac Racing VerdNatura	Kawasaki ZX-6R	2	14.032	1'37.060	266,0	1'34.032	264,7			
19	1	99	P. JACOBSEN	USA	MV Agusta Reparto Corse	MV Agusta F3 675	2	29.851	2'04.903	264,7	1'33.128	264,1			
20	6	25	A. BALDOLINI	ITA	Race Department ATK#25	MV Agusta F3 675	2	32.818	2'07.895	270,7	1'33.729	272,0			
21	17	70	R. MULHAUSER	SUI	CIA Landlord Insurance Honda	Honda CBR600RR	1	1 Lap		273,4	1'34.591	265,4			
22	7	4	G. REA	GBR	Team Kawasaki Go Eleven	Kawasaki ZX-6R	1	1 Lap		272,7	1'33.760	266,7			
23	12	65	M. CANDUCCI	ITA	Puccetti Racing Junior Team FMI	Kawasaki ZX-6R	0				1'34.296	272,0			

AIR	Humidity:	46%	Temp:	25°C
TRACK	Condition:	Dry	Temp:	36°C

Records	Pole	2013	S.Lowes	1'32.545	172,910 Km/h
	Race	2013	K.Sofuoglu	1'33.283	171,540 Km/h
	Circuit	2013	S.Lowes	1'32.545	172,910 Km/h
Race Fastest lap		Lap 2	F.Caricasulo	1'34.882	168,652 Km/h

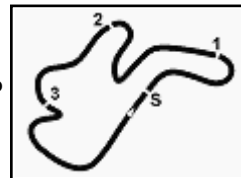
LAP LEADERS					
No.	Rider	From	To	Laps	Total
77	K. RYDE	1	1	1	0
16	J. CLUZEL	2	2	1	0

TOTAL LEADER LAPS					

Start 26/02/2017 13:31 End 13:35 The results are provisional until the end of the time limit for protests and appeals and the completion of the technical checks.

These data/results cannot be reproduced, stored and/or transmitted in whole or in part by any manner of electronic, mechanical, photocopying, recording, broadcasting or otherwise now known or herein after developed without the previous express consent by the copyright owner, except for reproduction in daily press and regular printed publications on sale to the public within 60 days of the event related to those data/results and always provided that copyright symbol appears together as follows below.

© DORNA WSBK ORGANIZATION Srl 2017



Australian Round, 24-25-26 February 2017

World Supersport - Results Race - Red Flag

RACE HIGHLIGHTS

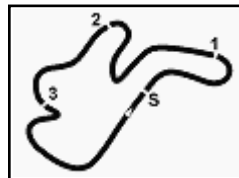
13.28.10		Warm-up Lap Start
13.31.26		Start
13.32.55	65 Canducci	Entered Pits
13.33.25	99 Jacobsen	Technical Problem - Turn 4
13.33.39	99 Jacobsen	Re-joined
13.33.45		No Jump Start
13.33.56	70 Mulhauser	Crashed - Turn 6
13.33.57	4 Rea	Crashed - Turn 6
13.34.05	65 Canducci	Retired
13.34.34	25 Baldolini	Technical Problem
13.35.09		RED FLAG
13.35.44		End Of Session

26/02/2017 Start End The results are provisional until the end of the time limit for protests and appeals
13:31 13:35 and the completion of the technical checks.

These data/results cannot be reproduced, stored and/or transmitted in whole or in part by any manner of electronic, mechanical, photocopying, recording, broadcasting or otherwise now known or herein after developed without the previous express consent by the copyright owner, except for reproduction in daily press and regular printed publications on sale to the public within 60 days of the event related to those data/results and always provided that copyright symbol appears together as follows below.

© DORNA WSBK ORGANIZATION Srl 2017





Phillip Island 4.445 m

Australian Round, 24-25-26 February 2017

World Supersport - Lap Chart Race - Red Flag

Lap		
	1	2
1	77	16
2	16	77
3	25	144
4	99	64
5	144	111
6	64	44
7	111	32
8	44	13
9	32	83
10	70	66
11	81	10
12	13	26
13	83	81
14	4	41
15	10	35
16	66	7
17	26	11
18	41	63
19	35	99
20	7	25
21	11	
22	63	

Final Result		
1	16 J. CLUZEL	Laps 2
2	77 K. RYDE	0.080
3	144 L. MAHIAS	0.136
4	64 F. CARICASULO	0.173
5	111 K. SMITH	0.686
6	44 R. ROLFO	0.783
7	32 S. MORAIS	1.318
8	13 A. WEST	3.679
9	83 L. EPIS	3.963
10	66 N. TUULI	4.027
11	10 N. CALERO	4.698
12	26 K. WATANABE	4.781
13	81 L. STAPLEFORD	4.845
14	41 A. WAGNER	5.046
15	35 S. HILL	5.267
16	7 D. PIZZOLI	9.430
17	11 C. GAMARINO	13.517
18	63 Z. KHAIRUDDIN	14.032
19	99 P. JACOBSEN	29.851
20	25 A. BALDOLINI	32.818
21	70 R. MULHAUSER	1 Lap
22	4 G. REA	1 Lap
23	65 M. CANDUCCI	

26/02/2017

These data/results cannot be reproduced, stored and/or transmitted in whole or in part by any manner of electronic, mechanical, photocopying, recording, broadcasting or otherwise now known or herein after developed without the previous express consent by the copyright owner, except for reproduction in daily press and regular printed publications on sale to the public within 60 days of the event related to those data/results and always provided that copyright symbol appears together as follows below.

© DORNA WSBK ORGANIZATION Srl 2017

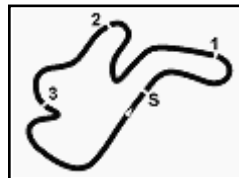
FCR PERUGIA TIMING



Official Tyre Supplier



Official Timekeeper



Australian Round, 24-25-26 February 2017

World Supersport - Lap Chart Race - Red Flag

Lap 1

1	77 K.Ryde (GBR)	
2	16 J.Cluzel (FRA)	0.018
3	25 A.Baldolini (ITA)	0.076
4	99 P.Jacobsen (USA)	0.101
5	144 L.Mahias (FRA)	0.181
6	64 F.Caricasulo (ITA)	0.444
7	111 K.Smith (GBR)	0.812
8	44 R.Rolfo (ITA)	0.925
9	32 S.Morais (RSA)	1.113
10	70 R.Mulhauser (SUI)	1.236
11	81 L.Stapleford (GBR)	1.645
12	13 A.West (AUS)	2.049
13	83 L.Epis (AUS)	2.103
14	4 G.Rea (GBR)	2.243
15	10 N.Calero (ESP)	2.561
16	66 N.Tuuli (FIN)	2.701
17	26 K.Watanabe (JPN)	3.275
18	41 A.Wagner (AUS)	3.304
19	35 S.Hill (GBR)	3.385
20	7 D.Pizzoli (ITA)	4.261
21	11 C.Gamarino (ITA)	10.952
22	63 Z.Khairuddin (MAS)	12.125

Lap 2

1	16 J.Cluzel (FRA)	
2	77 K.Ryde (GBR)	0.080
3	144 L.Mahias (FRA)	0.136
4	64 F.Caricasulo (ITA)	0.173
5	111 K.Smith (GBR)	0.686
6	44 R.Rolfo (ITA)	0.783
7	32 S.Morais (RSA)	1.318
8	13 A.West (AUS)	3.679
9	83 L.Epis (AUS)	3.963
10	66 N.Tuuli (FIN)	4.027
11	10 N.Calero (ESP)	4.698
12	26 K.Watanabe (JPN)	4.781
13	81 L.Stapleford (GBR)	4.845
14	41 A.Wagner (AUS)	5.046
15	35 S.Hill (GBR)	5.267
16	7 D.Pizzoli (ITA)	9.430
17	11 C.Gamarino (ITA)	13.517
18	63 Z.Khairuddin (MAS)	14.032
19	99 P.Jacobsen (USA)	29.851
20	25 A.Baldolini (ITA)	32.818

26/02/2017

These data/results cannot be reproduced, stored and/or transmitted in whole or in part by any manner of electronic, mechanical, photocopying, recording, broadcasting or otherwise now known or herein after developed without the previous express consent by the copyright owner, except for reproduction in daily press and regular printed publications on sale to the public within 60 days of the event related to those data/results and always provided that copyright symbol appears together as follows below.

© DORNA WSBK ORGANIZATION Srl 2017

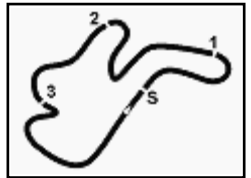
FICR PERUGIA TIMING



Official Tyre Supplier



Official Timekeeper



Australian Round, 24-25-26 February 2017

World Supersport - Best Sector & Speed Race - Red Flag

RESULTS

Pos	Number	Rider	Team	Laps
1	16	J. CLUZEL	Honda CBR600RR	Laps 2
2	77	K. RYDE	Kawasaki ZX-6R	0.080
3	144	L. MAHIAS	Yamaha YZF R6	0.136
4	64	F. CARICASULO	Yamaha YZF R6	0.173
5	111	K. SMITH	Honda CBR600RR	0.686
6	44	R. ROLFO	MV Agusta F3 675	0.783
7	32	S. MORAIS	Yamaha YZF R6	1.318
8	13	A. WEST	Yamaha YZF R6	3.679
9	83	L. EPIS	Kawasaki ZX-6R	3.963
10	66	N. TUULI	Yamaha YZF R6	4.027
11	10	N. CALERO	Honda CBR600RR	4.698
12	26	K. WATANABE	Kawasaki ZX-6R	4.781
13	81	L. STAPLEFORD	Triumph Daytona 675	4.845
14	41	A. WAGNER	Honda CBR600RR	5.046
15	35	S. HILL	Triumph Daytona 675	5.267
16	7	D. PIZZOLI	MV Agusta F3 675	9.430
17	11	C. GAMARINO	Honda CBR600RR	13.517
18	63	Z. KHAIRUDDIN	Kawasaki ZX-6R	14.032
19	99	P. JACOBSEN	MV Agusta F3 675	29.851
20	25	A. BALDOLINI	MV Agusta F3 675	32.818
21	70	R. MULHAUSER	Honda CBR600RR	1 Lap
22	4	G. REA	Kawasaki ZX-6R	1 Lap
23	65	M. CANDUCCI	Kawasaki ZX-6R	1 Lap

SPEED

Pos	Number	Rider	Team	Speed
1	66	N. TUULI	Yamaha YZF R6	279.8
2	64	F. CARICASULO	Yamaha YZF R6	276.9
3	10	N. CALERO	Kawasaki ZX-6R	275.5
4	35	S. HILL	Triumph Daytona 675	274.1
5	70	R. MULHAUSER	Honda CBR600RR	273.4
6	83	L. EPIS	Kawasaki ZX-6R	273.4
7	4	G. REA	Kawasaki ZX-6R	272.7
8	81	L. STAPLEFORD	Triumph Daytona 675	272.7
9	44	R. ROLFO	MV Agusta F3 675	271.4
10	32	S. MORAIS	Yamaha YZF R6	270.7
11	25	A. BALDOLINI	MV Agusta F3 675	270.7
12	77	K. RYDE	Kawasaki ZX-6R	270.0
13	41	A. WAGNER	Honda CBR600RR	270.0
14	111	K. SMITH	Honda CBR600RR	269.3
15	26	K. WATANABE	Kawasaki ZX-6R	269.3
16	144	L. MAHIAS	Yamaha YZF R6	268.0
17	7	D. PIZZOLI	MV Agusta F3 675	268.0
18	63	Z. KHAIRUDDIN	Kawasaki ZX-6R	266.0
19	99	P. JACOBSEN	MV Agusta F3 675	264.7
20	16	J. CLUZEL	Honda CBR600RR	264.1
21	13	A. WEST	Yamaha YZF R6	263.4
22	11	C. GAMARINO	Honda CBR600RR	259.6

SEG. 1		SEG. 2		SEG. 3		SEG. 4		SEG. 5						
1	66 N. TUULI	3.544	1	25 A. BALDOLINI	18.900	1	44 R. ROLFO	27.419	1	77 K. RYDE	17.893	1	64 F. CARICASULO	26.275
2	35 S. HILL	3.560	2	111 K. SMITH	19.007	2	26 K. WATANABE	27.440	2	144 L. MAHIAS	17.951	2	4 G. REA	26.399
3	64 F. CARICASULO	3.567	3	99 P. JACOBSEN	19.034	3	25 A. BALDOLINI	27.469	3	25 A. BALDOLINI	17.971	3	144 L. MAHIAS	26.408
4	81 L. STAPLEFORD	3.575	4	16 J. CLUZEL	19.078	4	16 J. CLUZEL	27.473	4	44 R. ROLFO	17.991	4	81 L. STAPLEFORD	26.438
5	32 S. MORAIS	3.582	5	44 R. ROLFO	19.113	5	111 K. SMITH	27.488	5	64 F. CARICASULO	18.008	5	99 P. JACOBSEN	26.453
6	4 G. REA	3.584	6	144 L. MAHIAS	19.148	6	66 N. TUULI	27.516	6	111 K. SMITH	18.014	6	83 L. EPIS	26.479
7	83 L. EPIS	3.593	7	77 K. RYDE	19.151	7	32 S. MORAIS	27.581	7	16 J. CLUZEL	18.074	7	32 S. MORAIS	26.528
8	70 R. MULHAUSER	3.594	8	13 A. WEST	19.152	8	77 K. RYDE	27.589	8	32 S. MORAIS	18.077	8	44 R. ROLFO	26.542
9	10 N. CALERO	3.599	9	41 A. WAGNER	19.161	9	83 L. EPIS	27.597	9	99 P. JACOBSEN	18.083	9	111 K. SMITH	26.560
10	144 L. MAHIAS	3.605	10	35 S. HILL	19.191	10	13 A. WEST	27.601	10	41 A. WAGNER	18.239	10	26 K. WATANABE	26.565
11	41 A. WAGNER	3.605	11	10 N. CALERO	19.196	11	144 L. MAHIAS	27.736	11	11 C. GAMARINO	18.306	11	66 N. TUULI	26.571
12	25 A. BALDOLINI	3.617	12	32 S. MORAIS	19.217	12	64 F. CARICASULO	27.766	12	13 A. WEST	18.313	12	10 N. CALERO	26.576
13	77 K. RYDE	3.620	13	26 K. WATANABE	19.235	13	99 P. JACOBSEN	28.041	13	63 Z. KHAIRUDDIN	18.314	13	63 Z. KHAIRUDDIN	26.580
14	44 R. ROLFO	3.632	14	81 L. STAPLEFORD	19.265	14	35 S. HILL	28.049	14	81 L. STAPLEFORD	18.339	14	77 K. RYDE	26.591
15	111 K. SMITH	3.635	15	64 F. CARICASULO	19.265	15	11 C. GAMARINO	28.077	15	70 R. MULHAUSER	18.351	15	70 R. MULHAUSER	26.600
16	26 K. WATANABE	3.638	16	83 L. EPIS	19.309	16	70 R. MULHAUSER	28.208	16	83 L. EPIS	18.355	16	35 S. HILL	26.612
17	16 J. CLUZEL	3.689	17	66 N. TUULI	19.322	17	63 Z. KHAIRUDDIN	28.289	17	35 S. HILL	18.383	17	41 A. WAGNER	26.651
18	7 D. PIZZOLI	3.693	18	4 G. REA	19.428	18	41 A. WAGNER	28.305	18	26 K. WATANABE	18.430	18	13 A. WEST	26.664
19	63 Z. KHAIRUDDIN	3.704	19	11 C. GAMARINO	19.455	19	81 L. STAPLEFORD	28.530	19	10 N. CALERO	18.506	19	25 A. BALDOLINI	26.764
20	99 P. JACOBSEN	3.709	20	70 R. MULHAUSER	19.572	20	10 N. CALERO	28.540	20	66 N. TUULI	18.517	20	16 J. CLUZEL	26.813
21	13 A. WEST	3.715	21	63 Z. KHAIRUDDIN	19.589	21	7 D. PIZZOLI	28.718	21	7 D. PIZZOLI	18.590	21	7 D. PIZZOLI	27.120
22	11 C. GAMARINO	3.787	22	7 D. PIZZOLI	19.848	22	4 G. REA	28.851	22	4 G. REA	18.701	22	11 C. GAMARINO	27.338
						23	65 M. CANDUCCI	33.916	23	65 M. CANDUCCI	23.378			

26/02/2017

These data/results cannot be reproduced, stored and/or transmitted in whole or in part by any manner of electronic, mechanical, photocopying, recording, broadcasting or otherwise now known or herein after developed without the previous express consent by the copyright owner, except for reproduction in daily press and regular printed publications on sale to the public within 60 days of the event related to those data/results and always provided that copyright symbol appears together as follows below.

© DORNA WSBK ORGANIZATION Srl 2017

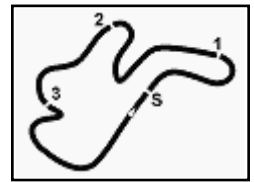
FICR PERUGIA TIMING



Official Tyre Supplier



Official Timekeeper



Australian Round, 24-25-26 February 2017

World Supersport - Chronological Analysis Race - Red Flag

Start at 13:30'57.804

1 / 1

16 J. CLUZEL (1'35.135)								
Lap	Seg. 1	Seg. 2	Seg. 3	Seg. 4	Seg. 5	Lap Time	km/h	Local Time
1			27.987	18.239	26.813	1'41.637		13:32'39.441
2	3.689	19.078	27.473	18.074	26.821	1'35.135	264.1	13:34'14.576

35 S. HILL (1'37.035)										
Lap	Seg. 1	Seg. 2	Seg. 3	Seg. 4	Seg. 5	Lap Time	km/h	Local Time		
1						28.863	18.383	26.777	1'45.004	13:32'42.808
2	3.560	19.825	28.049	18.989	26.612	1'37.035	274.1	13:34'19.843		

77 K. RYDE (1'35.233)								
Lap	Seg. 1	Seg. 2	Seg. 3	Seg. 4	Seg. 5	Lap Time	km/h	Local Time
1			27.660	18.149	27.010	1'41.619		13:32'39.423
2	3.751	19.409	27.589	17.893	26.591	1'35.233	261.5	13:34'14.656

7 D. PIZZOLI (1'40.322)										
Lap	Seg. 1	Seg. 2	Seg. 3	Seg. 4	Seg. 5	Lap Time	km/h	Local Time		
1						28.718	18.590	27.144	1'45.880	13:32'43.684
2	3.693	20.040	28.953	20.516	27.120	1'40.322	268.0	13:34'24.006		

144 L. MAHIAS (1'35.108)								
Lap	Seg. 1	Seg. 2	Seg. 3	Seg. 4	Seg. 5	Lap Time	km/h	Local Time
1			28.080	18.223	26.408	1'41.800		13:32'39.604
2	3.605	19.148	27.969	17.951	26.435	1'35.108	268.0	13:34'14.712

11 C. GAMARINO (1'37.718)										
Lap	Seg. 1	Seg. 2	Seg. 3	Seg. 4	Seg. 5	Lap Time	km/h	Local Time		
1						28.077	18.306	36.076	1'52.571	13:32'50.375
2	3.787	19.455	28.512	18.626	27.338	1'37.718	259.6	13:34'28.093		

64 F. CARICASULO (1'34.882)								
Lap	Seg. 1	Seg. 2	Seg. 3	Seg. 4	Seg. 5	Lap Time	km/h	Local Time
1			27.880	18.201	26.420	1'42.063		13:32'39.867
2	3.567	19.266	27.766	18.008	26.275	1'34.882	276.9	13:34'14.749

63 Z. KHAIRUDDIN (1'37.060)										
Lap	Seg. 1	Seg. 2	Seg. 3	Seg. 4	Seg. 5	Lap Time	km/h	Local Time		
1						28.289	18.314	37.317	1'53.744	13:32'51.548
2	3.752	19.589	28.306	18.833	26.580	1'37.060	262.8	13:34'28.608		

111 K. SMITH (1'35.027)								
Lap	Seg. 1	Seg. 2	Seg. 3	Seg. 4	Seg. 5	Lap Time	km/h	Local Time
1			27.843	18.179	26.936	1'42.431		13:32'40.235
2	3.639	19.326	27.488	18.014	26.560	1'35.027	269.3	13:34'15.262

99 P. JACOBSEN (2'04.903)										
Lap	Seg. 1	Seg. 2	Seg. 3	Seg. 4	Seg. 5	Lap Time	km/h	Local Time		
1						28.041	18.083	26.622	1'41.720	13:32'39.524
2	3.709					18.090	26.453	2'04.903	264.7	13:34'44.427

44 R. ROLFO (1'35.011)								
Lap	Seg. 1	Seg. 2	Seg. 3	Seg. 4	Seg. 5	Lap Time	km/h	Local Time
1			28.222	18.125	26.542	1'42.544		13:32'40.348
2	3.656	19.386	27.419	17.991	26.559	1'35.011	271.4	13:34'15.359

25 A. BALDOLINI (2'07.895)										
Lap	Seg. 1	Seg. 2	Seg. 3	Seg. 4	Seg. 5	Lap Time	km/h	Local Time		
1						27.855	18.202	26.764	1'41.695	13:32'39.499
2	3.617	18.900	27.469	17.971	59.938	2'07.895	270.7	13:34'47.394		

32 S. MORAIS (1'35.358)								
Lap	Seg. 1	Seg. 2	Seg. 3	Seg. 4	Seg. 5	Lap Time	km/h	Local Time
1			28.294	18.252	26.779	1'42.732		13:32'40.536
2	3.582	19.590	27.581	18.077	26.528	1'35.358	270.7	13:34'15.894

70 R. MULHAUSER (40'39.999)										
Lap	Seg. 1	Seg. 2	Seg. 3	Seg. 4	Seg. 5	Lap Time	km/h	Local Time		
1						28.208	18.351	26.600	1'42.855	13:32'40.659

13 A. WEST (1'36.783)								
Lap	Seg. 1	Seg. 2	Seg. 3	Seg. 4	Seg. 5	Lap Time	km/h	Local Time
1			28.555	18.313	26.765	1'43.668		13:32'41.472
2	3.715	19.313	28.338	18.753	26.664	1'36.783	263.4	13:34'18.255

4 G. REA (40'39.999)										
Lap	Seg. 1	Seg. 2	Seg. 3	Seg. 4	Seg. 5	Lap Time	km/h	Local Time		
1						28.851	18.701	26.399	1'43.862	13:32'41.666

83 L. EPIS (1'37.013)								
Lap	Seg. 1	Seg. 2	Seg. 3	Seg. 4	Seg. 5	Lap Time	km/h	Local Time
1			28.610	18.355	26.479	1'43.722		13:32'41.526
2	3.593	19.309	28.351	19.069	26.691	1'37.013	273.4	13:34'18.539

66 N. TUULI (1'36.479)								
Lap	Seg. 1	Seg. 2	Seg. 3	Seg. 4	Seg. 5	Lap Time	km/h	Local Time
1			28.520	18.517	26.595	1'44.320		13:32'42.124
2	3.544	19.327	28.292	18.745	26.571	1'36.479	279.8	13:34'18.603

10 N. CALERO (1'37.290)								
Lap	Seg. 1	Seg. 2	Seg. 3	Seg. 4	Seg. 5	Lap Time	km/h	Local Time
1			28.597	18.506	26.579	1'44.180		13:32'41.984
2	3.599	19.302	28.540	19.273	26.576	1'37.290	275.5	13:34'19.274

26 K. WATANABE (1'36.659)								
Lap	Seg. 1	Seg. 2	Seg. 3	Seg. 4	Seg. 5	Lap Time	km/h	Local Time
1			28.822	18.430	27.053	1'44.894		13:32'42.698
2	3.699	19.449	27.748	19.198	26.565	1'36.659	266.7	13:34'19.357

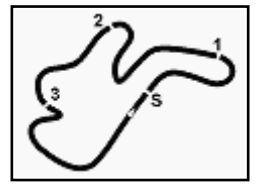
81 L. STAPLEFORD (1'38.353)								
Lap	Seg. 1	Seg. 2	Seg. 3	Seg. 4	Seg. 5	Lap Time	km/h	Local Time
1			28.530	18.339	26.438	1'43.264		13:32'41.068
2	3.635	19.265	28.768	19.934	26.751	1'38.353	268.7	13:34'19.421

41 A. WAGNER (1'36.895)								
Lap	Seg. 1	Seg. 2	Seg. 3	Seg. 4	Seg. 5	Lap Time	km/h	Local Time
1			28.785	18.239	27.050	1'44.923		13:32'42.727
2	3.605	19.364	28.305	18.970	26.651	1'36.895	270.0	13:34'19.622

26/02/2017 P = Pits In/Out - C = Lap-Time Cancelled

These data/results cannot be reproduced, stored and/or transmitted in whole or in part by any manner of electronic, mechanical, photocopying, recording, broadcasting or otherwise now known or herein after developed without the previous express consent by the copyright owner, except for reproduction in daily press and regular printed publications on sale to the public within 60 days of the event related to those data/results and always provided that copyright symbol appears together as follows below.


© DORNA WSBK ORGANIZATION Srl 2017



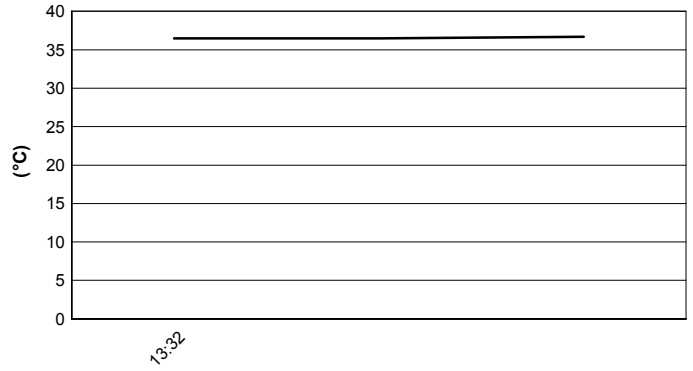
Australian Round, 24-25-26 February 2017
World Supersport - Weather Report Race - Red Flag

Session started 13:31 Session ended 13:35


Air Temperature




Track Temperature



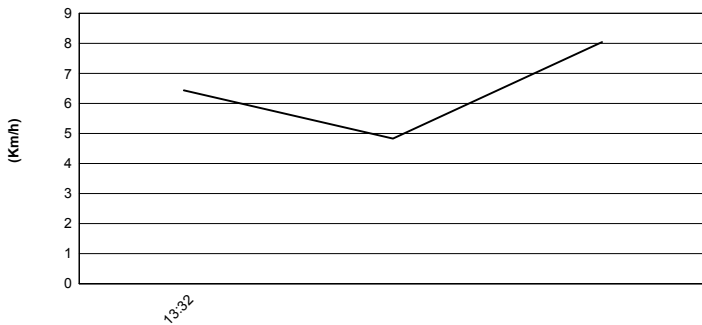
Air Pressure



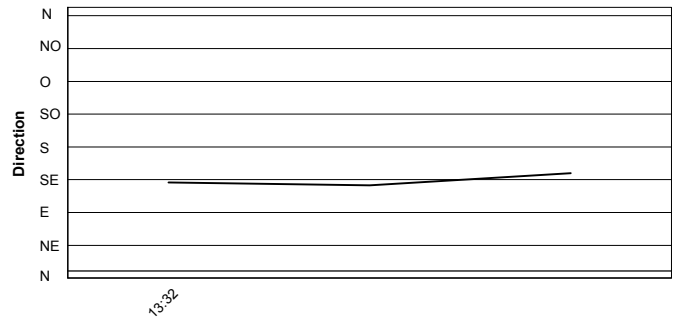
Humidity



Wind Speed



Wind Direction



26/02/2017

These data/results cannot be reproduced, stored and/or transmitted in whole or in part by any manner of electronic, mechanical, photocopying, recording, broadcasting or otherwise now known or herein after developed without the previous express consent by the copyright owner, except for reproduction in daily press and regular printed publications on sale to the public within 60 days of the event related to those data/results and always provided that copyright symbol appears together as follows below.
© DORNA WSBK ORGANIZATION Srl 2017