

Australian Round, 24-25-26 February 2017

World Supersport - Results Race

Laps 10 = 44,450 Km - Time Of Race 15'56.217 - Avg. 167,347 km/h

Pos	Race	Grid	No. Rider	Nat	Team	Bike	LL	Gap	Fastest Lap	Speed	Qualifying		Ranking		
											Time	Speed	R	Tot	Pos
1	8	44	R. ROLFO	ITA	Team Factory Vamag	MV Agusta F3 675	10		1'34.379	272,7	1'34.019	268,7	25	25	1
2	P 5	144	L. MAHIAS	FRA	GRT Yamaha Official WorldSSP Team	Yamaha YZF R6	10	1.001	1'34.654	271,4	1'33.669	268,0	20	20	2
3	22	13	A. WEST	AUS	West Racing	Yamaha YZF R6	10	1.544	1'34.557	269,3	1'34.899	257,1	16	16	3
4	4	77	K. RYDE	GBR	Kawasaki Puccetti Racing	Kawasaki ZX-6R	10	1.679	1'34.565	278,4	1'33.483	276,2	13	13	4
5	16	66	N. TUULI	FIN	Kallio Racing	Yamaha YZF R6	10	1.727	1'34.723	270,7	1'34.556	264,1	11	11	5
6	1	99	P. JACOBSEN	USA	MV Agusta Reparto Corse	MV Agusta F3 675	10	5.237	1'33.782	274,1	1'33.128	264,1	10	10	6
7	20	41	A. WAGNER	AUS	GEMAR Team Lorini	Honda CBR600RR	10	5.387	1'34.666	270,7	1'34.721	266,0	9	9	7
8	23	26	K. WATANABE	JPN	Team Kawasaki Go Eleven	Kawasaki ZX-6R	10	6.610	1'34.944	273,4	1'34.968	263,4	8	8	8
9	14	10	N. CALERO	ESP	Orelac Racing VerdNatura	Kawasaki ZX-6R	10	8.057	1'35.095	275,5	1'34.441	267,3	7	7	9
10	21	83	L. EPIS	AUS	Response RE Racing	Kawasaki ZX-6R	10	8.309	1'35.208	275,5	1'34.839	270,0	6	6	10
11	15	32	S. MORAIS	RSA	Kallio Racing	Yamaha YZF R6	10	10.264	1'35.105	274,8	1'34.455	266,7	5	5	11
12	13	63	Z. KHAIRUDDIN	MAS	Orelac Racing VerdNatura	Kawasaki ZX-6R	10	11.579	1'34.823	278,4	1'34.032	264,7	4	4	12
13	6	25	A. BALDOLINI	ITA	Race Department ATK#25	MV Agusta F3 675	10	14.148	1'34.413	270,0	1'33.729	272,0	3	3	13
14	12	65	M. CANDUCCI	ITA	Puccetti Racing Junior Team FMI	Kawasaki ZX-6R	10	23.247	1'35.065	279,8	1'34.296	272,0	2	2	14
-----Not Classified-----															
RET	3	64	F. CARICASULO	ITA	GRT Yamaha Official WorldSSP Team	Yamaha YZF R6	9	1 Lap	1'34.665	276,9	1'33.250	267,3			
RET	2	16	J. CLUZEL	FRA	CIA Landlord Insurance Honda	Honda CBR600RR	9	1 Lap	1'34.582	276,2	1'33.230	272,0			
RET	18	35	S. HILL	GBR	Profile Racing	Triumph Daytona 675	6	4 Laps	1'36.903	269,3	1'34.615	272,0			
RET	24	7	D. PIZZOLI	ITA	Race Department ATK#25	MV Agusta F3 675	3	7 Laps	1'38.321	266,0	1'36.666	263,4			
RET	11	81	L. STAPLEFORD	GBR	Profile Racing	Triumph Daytona 675	2	8 Laps	1'35.150	269,3	1'34.269	260,9			
RET	9	111	K. SMITH	GBR	GEMAR Team Lorini	Honda CBR600RR	1	9 Laps		263,4	1'34.123	270,0			
NS	17	70	R. MULHAUSER	SUI	CIA Landlord Insurance Honda	Honda CBR600RR					1'34.591	265,4			
NS	19	11	C. GAMARINO	ITA	BARDAHL EVAN BROS. Honda Racing	Honda CBR600RR					1'34.660	260,2			
NS	7	4	G. REA	GBR	Team Kawasaki Go Eleven	Kawasaki ZX-6R					1'33.760	266,7			

AIR	Humidity:	46%	Temp:	25°C
TRACK	Condition:	Dry	Temp:	36°C

Records	Pole	2013	S.Lowes	1'32.545	172,910 Km/h
	Race	2013	K.Sofuoglu	1'33.283	171,540 Km/h
	Circuit	2013	S.Lowes	1'32.545	172,910 Km/h
Race Fastest lap		Lap 7	P.Jacobsen	1'33.782	170,630 Km/h

LAP LEADERS					
No.	Rider	From	To	Laps	Total
64	F. CARICASULO	1	1	1	1
16	J. CLUZEL	2	7	6	6
25	A. BALDOLINI	8	8	1	1
144	L. MAHIAS	9	9	1	1
44	R. ROLFO	10	10	1	1

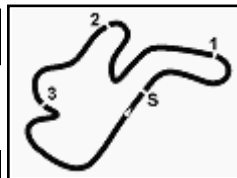
TOTAL LEADER LAPS		
No.	Rider	Laps
16	J. CLUZEL	6
25	A. BALDOLINI	1
44	R. ROLFO	1
64	F. CARICASULO	1
144	L. MAHIAS	1

The N. 144 (Mahias L.) has been penalized of 1 second according to Art. 1.21.2

Start 26/02/2017 13:56 End 14:16 The results are provisional until the end of the time limit for protests and appeals and the completion of the technical checks.

These data/results cannot be reproduced, stored and/or transmitted in whole or in part by any manner of electronic, mechanical, photocopying, recording, broadcasting or otherwise now known or herein after developed without the previous express consent by the copyright owner, except for reproduction in daily press and regular printed publications on sale to the public within 60 days of the event related to those data/results and always provided that copyright symbol appears together as follows below.

© DORNA WSBK ORGANIZATION Srl 2017



Australian Round, 24-25-26 February 2017

World Supersport - Results Race

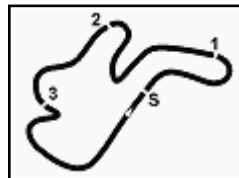
RACE HIGHLIGHTS

13.51.52	11 Gamarino	Not Started
13.52.03	70 Mulhauser	Not Started
13.52.12	4 Rea	Not Started
13.53.15		Warm-up Lap Start
13.56.20		Start
13.57.38		No Jump Start
13.59.20	111 Smith	Crashed - Re Joined - Turn 10
13.59.39	111 Smith	Entered Pits
13.59.49	81 Stapleford	Technical Problem - Turn 2
14.00.07	111 Smith	Retired
14.00.26	99 Jacobsen	On the Gravel - Re-Joined - Turn 10
14.00.39	81 Stapleford	Out
14.02.31	7 Pizzoli	Crashed - Turn 10
14.02.45	7 Pizzoli	Out
14.07.14	35 Hill	Technical Problem - Turn 10
14.08.11	35 Hill	Out
14.11.33	16 Cluzel	Crashed - Turn 10
14.11.34	64 Caricasulo	Crashed - Turn 10
14.12.57		Results to be confirmed by Photofinish
14.13.57		Results Under Investigation
14.15.34		Result confirmed
14.16.10		End Of Session

Start End The results are provisional until the end of the time limit for protests and appeals
26/02/2017 13:56 14:16 and the completion of the technical checks.

These data/results cannot be reproduced, stored and/or transmitted in whole or in part by any manner of electronic, mechanical, photocopying, recording, broadcasting or otherwise now known or herein after developed without the previous express consent by the copyright owner, except for reproduction in daily press and regular printed publications on sale to the public within 60 days of the event related to those data/results and always provided that copyright symbol appears together as follows below.

© DORNA WSBK ORGANIZATION Srl 2017



Phillip Island 4.445 m

Australian Round, 24-25-26 February 2017

World Supersport - Lap Chart Race

		Lap									
	1	2	3	4	5	6	7	8	9	10	
1	64	16	16	16	16	16	16	25	144	44	
2	16	144	144	144	25	25	25	64	64	144	
3	144	64	64	25	144	144	144	144	44	13	
4	77	25	25	64	64	64	64	44	13	77	
5	111	77	66	44	44	44	44	13	25	66	
6	25	99	44	66	77	77	77	66	16	99	
7	99	66	77	13	66	66	13	16	77	41	
8	66	44	13	77	13	13	66	77	66	26	
9	13	13	63	41	41	41	32	32	32	10	
10	44	81	65	32	32	32	26	41	41	83	
11	81	63	41	10	10	26	41	26	99	32	
12	32	32	32	83	26	10	83	99	26	63	
13	35	65	10	26	83	83	10	83	83	25	
14	63	41	83	63	99	99	99	10	10	65	
15	10	83	26	35	63	63	63	63	63		
16	65	10	35	99	35	35	65	65	65		
17	83	26	99	65	65	65					
18	41	35	7								
19	26	7									
20	7										

Final Result		
1	44 R. ROLFO	Laps 10
2	144 L. MAHIAS	0.001
3	13 A. WEST	1.544
4	77 K. RYDE	1.679
5	66 N. TUULI	1.727
6	99 P. JACOBSEN	5.237
7	41 A. WAGNER	5.387
8	26 K. WATANABE	6.610
9	10 N. CALERO	8.057
10	83 L. EPIS	8.309
11	32 S. MORAIS	10.264
12	63 Z. KHAIRUDDIN	11.579
13	25 A. BALDOLINI	14.148
14	65 M. CANDUCCI	23.247
RET 64	F. CARICASULO	1 Lap
RET 16	J. CLUZEL	1 Lap
RET 35	S. HILL	4 Laps
RET 7	D. PIZZOLI	7 Laps
RET 81	L. STAPLEFORD	8 Laps
RET 111	K. SMITH	9 Laps
NS 11	C. GAMARINO	
NS 4	G. REA	
NS 70	R. MULHAUSER	

26/02/2017

These data/results cannot be reproduced, stored and/or transmitted in whole or in part by any manner of electronic, mechanical, photocopying, recording, broadcasting or otherwise now known or herein after developed without the previous express consent by the copyright owner, except for reproduction in daily press and regular printed publications on sale to the public within 60 days of the event related to those data/results and always provided that copyright symbol appears together as follows below.

© DORNA WSBK ORGANIZATION Srl 2017

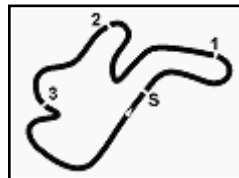
FCR PERUGIA TIMING



Official Tyre Supplier



Official Timekeeper



Phillip Island 4.445 m

Australian Round, 24-25-26 February 2017
World Supersport - Lap Chart Race
Lap 1

1	64 F. Caricasulo (ITA)	
2	16 J. Cluzel (FRA)	0.320
3	144 L. Mahias (FRA)	0.383
4	77 K. Ryde (GBR)	1.274
5	111 K. Smith (GBR)	1.339
6	25 A. Baldolini (ITA)	1.351
7	99 P. Jacobsen (USA)	1.397
8	66 N. Tuuli (FIN)	1.429
9	13 A. West (AUS)	2.159
10	44 R. Rolfo (ITA)	2.161
11	81 L. Stapleford (GBR)	2.513
12	32 S. Morais (RSA)	2.868
13	35 S. Hill (GBR)	3.089
14	63 Z. Khairuddin (MAS)	3.127
15	10 N. Calero (ESP)	3.187
16	65 M. Canducci (ITA)	3.222
17	83 L. Epis (AUS)	3.442
18	41 A. Wagner (AUS)	3.636
19	26 K. Watanabe (JPN)	3.864
20	7 D. Pizzoli (ITA)	4.955

11	10 N. Calero (ESP)	4.436
12	83 L. Epis (AUS)	4.888
13	26 K. Watanabe (JPN)	4.995
14	63 Z. Khairuddin (MAS)	8.176
15	35 S. Hill (GBR)	9.180
16	99 P. Jacobsen (USA)	9.209
17	65 M. Canducci (ITA)	18.225

10	41 A. Wagner (AUS)	5.332
11	26 K. Watanabe (JPN)	5.450
12	99 P. Jacobsen (USA)	6.066
13	83 L. Epis (AUS)	6.127
14	10 N. Calero (ESP)	6.750
15	63 Z. Khairuddin (MAS)	9.553
16	65 M. Canducci (ITA)	20.654

Lap 5

1	16 J. Cluzel (FRA)	
2	25 A. Baldolini (ITA)	0.097
3	144 L. Mahias (FRA)	0.347
4	64 F. Caricasulo (ITA)	0.545
5	44 R. Rolfo (ITA)	0.579
6	77 K. Ryde (GBR)	1.122
7	66 N. Tuuli (FIN)	1.508
8	13 A. West (AUS)	1.526
9	41 A. Wagner (AUS)	4.234
10	32 S. Morais (RSA)	4.402
11	10 N. Calero (ESP)	4.988
12	26 K. Watanabe (JPN)	5.147
13	83 L. Epis (AUS)	5.429
14	99 P. Jacobsen (USA)	8.638
15	63 Z. Khairuddin (MAS)	8.647
16	35 S. Hill (GBR)	12.051
17	65 M. Canducci (ITA)	18.877

Lap 9

1	144 L. Mahias (FRA)	
2	64 F. Caricasulo (ITA)	0.002
3	44 R. Rolfo (ITA)	0.124
4	13 A. West (AUS)	0.307
5	25 A. Baldolini (ITA)	0.319
6	16 J. Cluzel (FRA)	0.522
7	77 K. Ryde (GBR)	0.860
8	66 N. Tuuli (FIN)	1.438
9	32 S. Morais (RSA)	4.985
10	41 A. Wagner (AUS)	5.062
11	99 P. Jacobsen (USA)	5.272
12	26 K. Watanabe (JPN)	5.339
13	83 L. Epis (AUS)	6.823
14	10 N. Calero (ESP)	6.953
15	63 Z. Khairuddin (MAS)	10.188
16	65 M. Canducci (ITA)	21.456

Lap 2

1	16 J. Cluzel (FRA)	
2	144 L. Mahias (FRA)	0.042
3	64 F. Caricasulo (ITA)	0.050
4	25 A. Baldolini (ITA)	0.079
5	77 K. Ryde (GBR)	0.537
6	99 P. Jacobsen (USA)	0.554
7	66 N. Tuuli (FIN)	0.892
8	44 R. Rolfo (ITA)	1.803
9	13 A. West (AUS)	1.807
10	81 L. Stapleford (GBR)	1.978
11	63 Z. Khairuddin (MAS)	2.265
12	32 S. Morais (RSA)	2.587
13	65 M. Canducci (ITA)	2.602
14	41 A. Wagner (AUS)	3.171
15	83 L. Epis (AUS)	3.385
16	10 N. Calero (ESP)	3.887
17	26 K. Watanabe (JPN)	4.070
18	35 S. Hill (GBR)	5.115
19	7 D. Pizzoli (ITA)	14.203

Lap 6

1	16 J. Cluzel (FRA)	
2	25 A. Baldolini (ITA)	0.051
3	144 L. Mahias (FRA)	0.112
4	64 F. Caricasulo (ITA)	0.321
5	44 R. Rolfo (ITA)	0.539
6	77 K. Ryde (GBR)	0.861
7	66 N. Tuuli (FIN)	1.342
8	13 A. West (AUS)	1.508
9	41 A. Wagner (AUS)	5.093
10	32 S. Morais (RSA)	5.109
11	26 K. Watanabe (JPN)	5.359
12	10 N. Calero (ESP)	5.673
13	83 L. Epis (AUS)	5.748
14	99 P. Jacobsen (USA)	7.989
15	63 Z. Khairuddin (MAS)	8.878
16	35 S. Hill (GBR)	15.907
17	65 M. Canducci (ITA)	19.428

Lap 10

1	44 R. Rolfo (ITA)	
2	144 L. Mahias (FRA)	0.001
3	13 A. West (AUS)	1.544
4	77 K. Ryde (GBR)	1.679
5	66 N. Tuuli (FIN)	1.727
6	99 P. Jacobsen (USA)	5.237
7	41 A. Wagner (AUS)	5.387
8	26 K. Watanabe (JPN)	6.610
9	10 N. Calero (ESP)	8.057
10	83 L. Epis (AUS)	8.309
11	32 S. Morais (RSA)	10.264
12	63 Z. Khairuddin (MAS)	11.579
13	25 A. Baldolini (ITA)	14.148
14	65 M. Canducci (ITA)	23.247

Lap 3

1	16 J. Cluzel (FRA)	
2	144 L. Mahias (FRA)	0.060
3	64 F. Caricasulo (ITA)	0.069
4	25 A. Baldolini (ITA)	0.200
5	66 N. Tuuli (FIN)	0.872
6	44 R. Rolfo (ITA)	1.140
7	77 K. Ryde (GBR)	1.359
8	13 A. West (AUS)	1.492
9	63 Z. Khairuddin (MAS)	2.188
10	65 M. Canducci (ITA)	2.777
11	41 A. Wagner (AUS)	2.795
12	32 S. Morais (RSA)	3.325
13	10 N. Calero (ESP)	4.363
14	83 L. Epis (AUS)	4.559
15	26 K. Watanabe (JPN)	4.805
16	35 S. Hill (GBR)	7.299
17	99 P. Jacobsen (USA)	9.690
18	7 D. Pizzoli (ITA)	17.482

Lap 7

1	16 J. Cluzel (FRA)	
2	25 A. Baldolini (ITA)	0.049
3	144 L. Mahias (FRA)	0.098
4	64 F. Caricasulo (ITA)	0.230
5	44 R. Rolfo (ITA)	0.295
6	77 K. Ryde (GBR)	0.661
7	13 A. West (AUS)	0.980
8	66 N. Tuuli (FIN)	1.243
9	32 S. Morais (RSA)	5.147
10	26 K. Watanabe (JPN)	5.372
11	41 A. Wagner (AUS)	5.417
12	83 L. Epis (AUS)	6.011
13	10 N. Calero (ESP)	6.643
14	99 P. Jacobsen (USA)	6.686
15	63 Z. Khairuddin (MAS)	9.101
16	65 M. Canducci (ITA)	19.916

Lap 4

1	16 J. Cluzel (FRA)	
2	144 L. Mahias (FRA)	0.058
3	25 A. Baldolini (ITA)	0.102
4	64 F. Caricasulo (ITA)	0.189
5	44 R. Rolfo (ITA)	0.820
6	66 N. Tuuli (FIN)	1.090
7	13 A. West (AUS)	1.251
8	77 K. Ryde (GBR)	1.349
9	41 A. Wagner (AUS)	3.520
10	32 S. Morais (RSA)	3.686

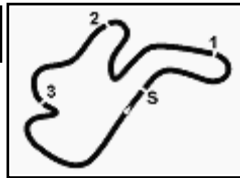
Lap 8

1	25 A. Baldolini (ITA)	
2	64 F. Caricasulo (ITA)	0.066
3	144 L. Mahias (FRA)	0.121
4	44 R. Rolfo (ITA)	0.184
5	13 A. West (AUS)	0.610
6	66 N. Tuuli (FIN)	1.035
7	16 J. Cluzel (FRA)	1.064
8	77 K. Ryde (GBR)	1.293
9	32 S. Morais (RSA)	5.001

26/02/2017

These data/results cannot be reproduced, stored and/or transmitted in whole or in part by any manner of electronic, mechanical, photocopying, recording, broadcasting or otherwise now known or herein after developed without the previous express consent by the copyright owner, except for reproduction in daily press and regular printed publications on sale to the public within 60 days of the event related to those data/results and always provided that copyright symbol appears together as follows below.

© DORNA WSBK ORGANIZATION Srl 2017



Australian Round, 24-25-26 February 2017

World Supersport - Best Sector & Speed Race

RESULTS

Pos	Rider	Motorcycle	Laps
1	44 R. ROLFO	MV Aqusta F3 675	10
2	144 L. MAHIAS	Yamaha YZF R6	0.001
3	13 A. WEST	Yamaha YZF R6	1.544
4	77 K. RYDE	Kawasaki ZX-6R	1.679
5	66 N. TUULI	Yamaha YZF R6	1.727
6	99 P. JACOBSEN	MV Aqusta F3 675	5.237
7	41 A. WAGNER	Honda CBR600RR	5.387
8	26 K. WATANABE	Kawasaki ZX-6R	6.610
9	10 N. CALERO	Kawasaki ZX-6R	8.057
10	83 L. EPIS	Kawasaki ZX-6R	8.309
11	32 S. MORAIS	Yamaha YZF R6	10.264
12	63 Z. KHAIRUDDIN	Kawasaki ZX-6R	11.579
13	25 A. BALDOLINI	MV Aqusta F3 675	14.148
14	65 M. CANDUCCI	Kawasaki ZX-6R	23.247
RET	64 F. CARICASULO	Yamaha YZF R6	1 Lap
RET	16 J. CLUZEL	Honda CBR600RR	1 Lap
RET	35 S. HILL	Triumph Daytona 675	4 Laps
RET	7 D. PIZZOLI	MV Aqusta F3 675	7 Laps
RET	81 L. STAPLEFORD	Triumph Daytona 675	8 Laps
RET	111 K. SMITH	Honda CBR600RR	9 Laps
NS	11 C. GAMARINO	Honda CBR600RR	
NS	4 G. REA	Kawasaki ZX-6R	
NS	70 R. MULHAUSER	Honda CBR600RR	

SPEED

Pos	Rider	Motorcycle	Speed
1	65 M. CANDUCCI	Kawasaki ZX-6R	279.8
2	63 Z. KHAIRUDDIN	Kawasaki ZX-6R	278.4
3	77 K. RYDE	Kawasaki ZX-6R	278.4
4	64 F. CARICASULO	Yamaha YZF R6	276.9
5	16 J. CLUZEL	Honda CBR600RR	276.2
6	10 N. CALERO	Kawasaki ZX-6R	275.5
7	83 L. EPIS	Kawasaki ZX-6R	275.5
8	32 S. MORAIS	Yamaha YZF R6	274.8
9	99 P. JACOBSEN	MV Aqusta F3 675	274.1
10	26 K. WATANABE	Kawasaki ZX-6R	273.4
11	44 R. ROLFO	MV Aqusta F3 675	272.7
12	144 L. MAHIAS	Yamaha YZF R6	271.4
13	41 A. WAGNER	Honda CBR600RR	270.7
14	66 N. TUULI	Yamaha YZF R6	270.7
15	25 A. BALDOLINI	MV Aqusta F3 675	270.0
16	81 L. STAPLEFORD	Triumph Daytona 675	269.3
17	35 S. HILL	Triumph Daytona 675	269.3
18	13 A. WEST	Yamaha YZF R6	269.3
19	7 D. PIZZOLI	MV Aqusta F3 675	266.0
20	111 K. SMITH	Honda CBR600RR	263.4

SEG. 1		SEG. 2		SEG. 3		SEG. 4		SEG. 5	
1	65 M. CANDUCCI 3.472	1	44 R. ROLFO 18.857	1	99 P. JACOBSEN 27.237	1	44 R. ROLFO 17.821	1	99 P. JACOBSEN 26.055
2	10 N. CALERO 3.499	2	16 J. CLUZEL 18.916	2	63 Z. KHAIRUDDIN 27.347	2	99 P. JACOBSEN 17.867	2	64 F. CARICASULO 26.161
3	63 Z. KHAIRUDDIN 3.530	3	13 A. WEST 18.922	3	16 J. CLUZEL 27.361	3	111 K. SMITH 17.881	3	65 M. CANDUCCI 26.288
4	64 F. CARICASULO 3.537	4	99 P. JACOBSEN 18.931	4	64 F. CARICASULO 27.363	4	65 M. CANDUCCI 17.896	4	25 A. BALDOLINI 26.303
5	83 L. EPIS 3.540	5	65 M. CANDUCCI 18.981	5	44 R. ROLFO 27.371	5	41 A. WAGNER 17.904	5	144 L. MAHIAS 26.335
6	77 K. RYDE 3.547	6	77 K. RYDE 18.991	6	144 L. MAHIAS 27.377	6	25 A. BALDOLINI 17.916	6	44 R. ROLFO 26.371
7	16 J. CLUZEL 3.567	7	25 A. BALDOLINI 18.993	7	77 K. RYDE 27.381	7	144 L. MAHIAS 17.925	7	13 A. WEST 26.384
8	99 P. JACOBSEN 3.577	8	41 A. WAGNER 19.005	8	25 A. BALDOLINI 27.396	8	77 K. RYDE 17.929	8	63 Z. KHAIRUDDIN 26.387
9	41 A. WAGNER 3.583	9	64 F. CARICASULO 19.032	9	66 N. TUULI 27.415	9	16 J. CLUZEL 17.934	9	66 N. TUULI 26.467
10	32 S. MORAIS 3.594	10	66 N. TUULI 19.037	10	26 K. WATANABE 27.428	10	13 A. WEST 17.940	10	16 J. CLUZEL 26.473
11	25 A. BALDOLINI 3.594	11	144 L. MAHIAS 19.039	11	32 S. MORAIS 27.459	11	64 F. CARICASULO 17.991	11	83 L. EPIS 26.475
12	26 K. WATANABE 3.596	12	26 K. WATANABE 19.046	12	13 A. WEST 27.471	12	63 Z. KHAIRUDDIN 17.992	12	41 A. WAGNER 26.479
13	66 N. TUULI 3.596	13	10 N. CALERO 19.061	13	41 A. WAGNER 27.484	13	26 K. WATANABE 18.005	13	26 K. WATANABE 26.492
14	144 L. MAHIAS 3.620	14	32 S. MORAIS 19.080	14	10 N. CALERO 27.530	14	66 N. TUULI 18.006	14	77 K. RYDE 26.498
15	44 R. ROLFO 3.625	15	83 L. EPIS 19.133	15	83 L. EPIS 27.627	15	10 N. CALERO 18.033	15	81 L. STAPLEFORD 26.506
16	13 A. WEST 3.636	16	63 Z. KHAIRUDDIN 19.169	16	111 K. SMITH 27.680	16	32 S. MORAIS 18.056	16	32 S. MORAIS 26.606
17	35 S. HILL 3.637	17	81 L. STAPLEFORD 19.190	17	81 L. STAPLEFORD 27.707	17	83 L. EPIS 18.082	17	10 N. CALERO 26.607
18	81 L. STAPLEFORD 3.660	18	35 S. HILL 19.469	18	65 M. CANDUCCI 27.752	18	81 L. STAPLEFORD 18.087	18	111 K. SMITH 26.702
19	111 K. SMITH 3.672	19	7 D. PIZZOLI 19.608	19	35 S. HILL 28.067	19	35 S. HILL 18.322	19	35 S. HILL 26.942
20	7 D. PIZZOLI 3.705	20	111 K. SMITH 19.822	20	7 D. PIZZOLI 28.389	20	7 D. PIZZOLI 18.657	20	7 D. PIZZOLI 26.963

26/02/2017

These data/results cannot be reproduced, stored and/or transmitted in whole or in part by any manner of electronic, mechanical, photocopying, recording, broadcasting or otherwise now known or herein after developed without the previous express consent by the copyright owner, except for reproduction in daily press and regular printed publications on sale to the public within 60 days of the event related to those data/results and always provided that copyright symbol appears together as follows below.

© DORNA WSBK ORGANIZATION Srl 2017

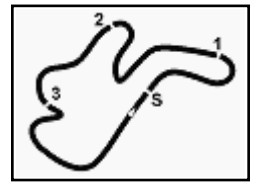
FICR PERUGIA TIMING



Official Tyre Supplier



Official Timekeeper



Phillip Island 4.445 m

Start at 13:55'50.833

9	3.688	19.336	27.578	18.369	26.788	1'35.759	266.7	14:10'22.400
10	3.711	19.319	27.754	18.413	27.032	1'36.229	265.4	14:11'58.629

25 A. BALDOLINI (1'34.413)

Lap	Seg. 1	Seg. 2	Seg. 3	Seg. 4	Seg. 5	Lap Time	km/h	Local Time
1			27.772	17.928	27.184	1'41.840		13:57'32.673
2	3.704	18.994	27.396	17.922	26.397	1'34.413	267.3	13:59'07.086
3	3.616	19.122	28.043	18.054	26.328	1'35.163	269.3	14:00'42.249
4	3.594	19.270	27.778	17.979	26.303	1'34.924	270.0	14:02'17.173
5	3.614	19.020	27.598	17.916	26.639	1'34.787	269.3	14:03'51.960
6	3.673	18.993	27.564	18.034	26.579	1'34.843	268.7	14:05'26.803
7	3.687	19.020	27.664	18.015	26.697	1'35.083	265.4	14:07'01.886
8	3.652	19.039	27.588	18.013	26.910	1'35.202	267.3	14:08'37.088
9	3.770	19.362	27.690	18.071	26.550	1'35.443	261.5	14:10'12.531
10	3.705	19.210	27.774	17.952	40.026	1'48.667	262.8	14:12'01.198

65 M. CANDUCCI (1'35.065)

Lap	Seg. 1	Seg. 2	Seg. 3	Seg. 4	Seg. 5	Lap Time	km/h	Local Time
1			29.101	18.122	26.432	1'43.711		13:57'34.544
2	3.472	19.219	27.906	17.999	26.469	1'35.065	279.8	13:59'09.609
3	3.536	19.713	27.784	17.896	26.288	1'35.217	279.1	14:00'44.826
4	3.598	30.613	31.088	18.234	26.937	1'50.470	274.1	14:02'35.296
5	3.716	19.207	27.752	17.937	26.832	1'35.444	264.7	14:04'10.740
6	3.698	19.094	27.949	18.058	26.641	1'35.440	266.0	14:05'46.180
7	3.698	18.981	27.863	18.197	26.834	1'35.573	265.4	14:07'21.753
8	3.723	19.205	28.114	18.193	26.754	1'35.989	264.1	14:08'57.742
9	3.704	19.043	27.973	18.241	26.965	1'35.926	265.4	14:10'33.668
10	3.736	19.175	28.133	18.323	27.262	1'36.629	263.4	14:12'10.297

64 F. CARICASULO (1'34.665)

Lap	Seg. 1	Seg. 2	Seg. 3	Seg. 4	Seg. 5	Lap Time	km/h	Local Time
1			27.371	18.266	26.406	1'40.489		13:57'31.322
2	3.719	19.629	27.528	18.319	26.540	1'35.735	264.7	13:59'07.057
3	3.640	19.348	27.597	18.118	26.358	1'35.061	268.7	14:00'42.118
4	3.750	19.311	27.897	18.023	26.161	1'35.142	260.9	14:02'17.260
5	3.537	19.175	28.260	17.991	26.185	1'35.148	276.9	14:03'52.408
6	3.580	19.082	27.551	18.021	26.431	1'34.665	276.2	14:05'27.073
7	3.588	19.202	27.697	18.049	26.458	1'34.994	275.5	14:07'02.067
8	3.555	19.197	27.520	18.037	26.778	1'35.087	276.9	14:08'37.154
9	3.628	19.032	27.363	18.333	26.704	1'35.060	266.7	14:10'12.214

16 J. CLUZEL (1'34.582)

Lap	Seg. 1	Seg. 2	Seg. 3	Seg. 4	Seg. 5	Lap Time	km/h	Local Time
1			27.728	18.140	26.547	1'40.809		13:57'31.642
2	3.660	19.212	27.598	18.190	26.705	1'35.365	270.0	13:59'07.007
3	3.679	19.064	27.548	18.160	26.591	1'35.042	266.7	14:00'42.049
4	3.679	19.097	27.477	18.191	26.578	1'35.022	268.0	14:02'17.071
5	3.679	18.991	27.361	18.093	26.668	1'34.792	268.0	14:03'51.863
6	3.702	18.961	27.500	18.115	26.611	1'34.889	266.0	14:05'26.752
7	3.688	19.011	27.478	18.181	26.727	1'35.085	267.3	14:07'01.837
8	3.684	19.715	27.748	17.993	27.175	1'36.315	266.7	14:08'38.152
9	3.567	18.916	27.533	18.093	26.473	1'34.582	276.2	14:10'12.734

35 S. HILL (1'36.903)

Lap	Seg. 1	Seg. 2	Seg. 3	Seg. 4	Seg. 5	Lap Time	km/h	Local Time
1			28.377	18.322	27.010	1'43.578		13:57'34.411
2	3.637	19.799	28.885	18.434	26.956	1'37.711	269.3	13:59'12.122
3	3.814	19.469	28.067	18.414	27.462	1'37.226	255.3	14:00'49.348
4	3.863	19.492	28.217	18.389	26.942	1'36.903	250.6	14:02'26.251
5	3.859	19.639	28.188	18.547	27.430	1'37.663	252.9	14:04'03.914
6	3.878	19.781	28.652	18.734	27.700	1'38.745	251.2	14:05'42.659

7 D. PIZZOLI (1'38.321)

Lap	Seg. 1	Seg. 2	Seg. 3	Seg. 4	Seg. 5	Lap Time	km/h	Local Time
1			28.977	18.657	26.963	1'45.444		13:57'36.277
2	3.705	19.608	35.520	19.044	27.056	1'44.933	266.0	13:59'21.210
3	3.791	19.969	28.507	18.819	27.235	1'38.321	258.4	14:00'59.531

81 L. STAPLEFORD (1'35.150)

Lap	Seg. 1	Seg. 2	Seg. 3	Seg. 4	Seg. 5	Lap Time	km/h	Local Time
1			28.372	18.269	26.751	1'43.002		13:57'33.835
2	3.660	19.190	27.707	18.087	26.506	1'35.150	269.3	13:59'08.985

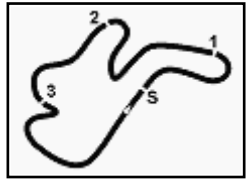
111 K. SMITH (40'39.999)

Lap	Seg. 1	Seg. 2	Seg. 3	Seg. 4	Seg. 5	Lap Time	km/h	Local Time
1			28.202	17.881	26.702	1'41.828		13:57'32.661

26/02/2017 P = Pits In/Out - C = Lap-Time Cancelled

These data/results cannot be reproduced, stored and/or transmitted in whole or in part by any manner of electronic, mechanical, photocopying, recording, broadcasting or otherwise now known or herein after developed without the previous express consent by the copyright owner, except for reproduction in daily press and regular printed publications on sale to the public within 60 days of the event related to those data/results and always provided that copyright symbol appears together as follows below.

© DORNA WSBK ORGANIZATION Srl 2017

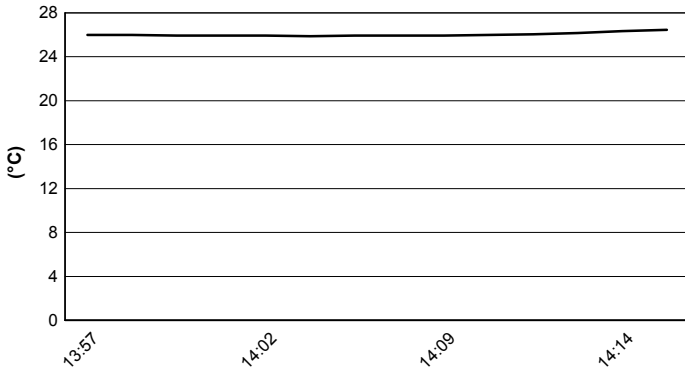


Phillip Island 4.445 m

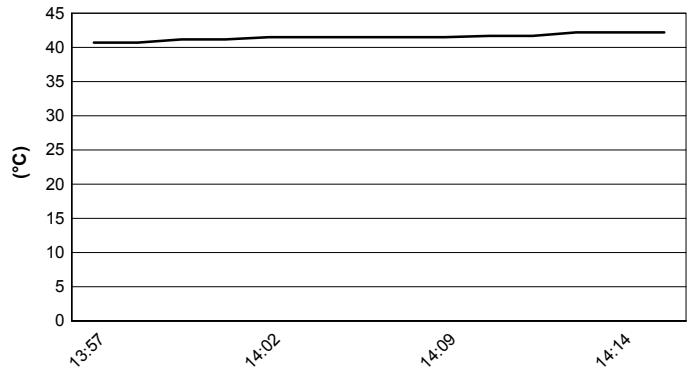
Australian Round, 24-25-26 February 2017
World Supersport - Weather Report Race

Session started 13:56 Session ended 14:16

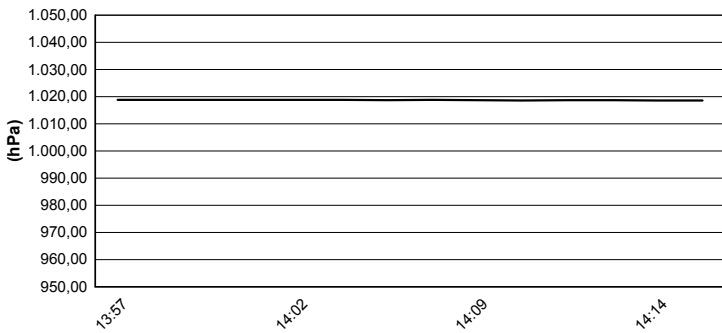
Air Temperature



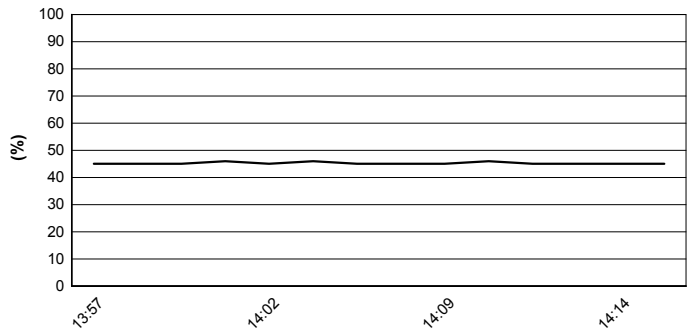
Track Temperature



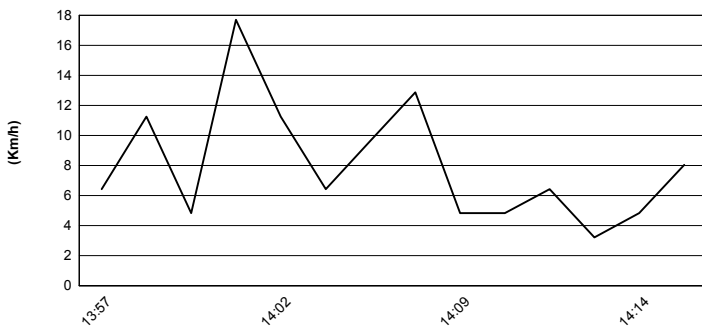
Air Pressure



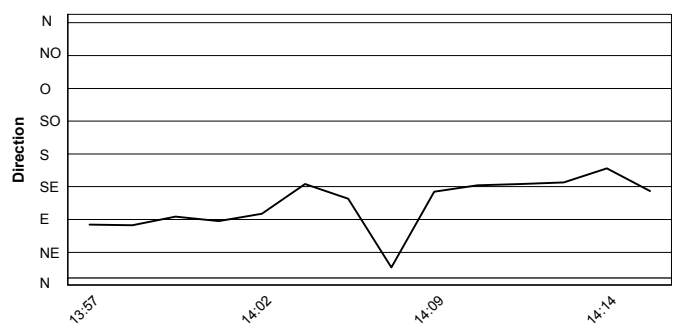
Humidity



Wind Speed



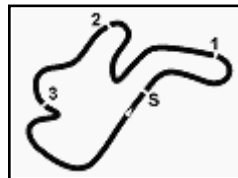
Wind Direction



26/02/2017

These data/results cannot be reproduced, stored and/or transmitted in whole or in part by any manner of electronic, mechanical, photocopying, recording, broadcasting or otherwise now known or herein after developed without the previous express consent by the copyright owner, except for reproduction in daily press and regular printed publications on sale to the public within 60 days of the event related to those data/results and always provided that copyright symbol appears together as follows below.
© DORNA WSBK ORGANIZATION Srl 2017





Phillip Island 4.445 m

Australian Round, 24-25-26 February 2017

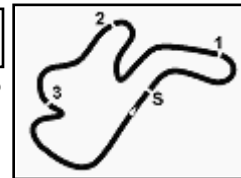
World Supersport - Championship Standings

Points	Points From First	Points From Previous	February 26	March 12	April 2	April 30	May 14	May 28	June 18	August 20	September 17	October 1	October 15	November 4				
			PHILLIP ISLAND	BURIRAM	ARAGÓN	ASSEN	IMOLA	DONINGTON PARK	MISANO	LAUSITZRING	PORTIMAO	MAGNY COURS	TBA	LOSAIL				
1 ROLFO Roberto (ITA)	25		25 1															
2 MAHIAS Lucas (FRA)	20	5	20 2															
3 WEST Anthony (AUS)	16	9	16 3															
4 RYDE Kyle (GBR)	13	12	13 4															
5 TUULI Niki (FIN)	11	14	11 5															
6 JACOBSEN PJ (USA)	10	15	10 6															
7 WAGNER Aiden (AUS)	9	16	9 7															
8 WATANABE Kazuki (JPN)	8	17	8 8															
9 CALERO Nacho (ESP)	7	18	7 9															
10 EPIS Lachlan (AUS)	6	19	6 10															
11 MORAIS Sheridan (RSA)	5	20	5 11															
12 KHAIRUDDIN Zulfahmi (MAS)	4	21	4 12															
13 BALDOLINI Alex (ITA)	3	22	3 13															
14 CANDUCCI Michael (ITA)	2	23	2 14															

26/02/2017 First Line: Championship Standings - Second Line: Ranking Progression

These data/results cannot be reproduced, stored and/or transmitted in whole or in part by any manner of electronic, mechanical, photocopying, recording, broadcasting or otherwise now known or herein after developed without the previous express consent by the copyright owner, except for reproduction in daily press and regular printed publications on sale to the public within 60 days of the event related to those data/results and always provided that copyright symbol appears together as follows below.

© DORNA WSBK ORGANIZATION Srl 2017



Phillip Island 4.445 m

Australian Round, 24-25-26 February 2017

World Supersport - Manufacturers Standings

	Points	Points From First	Points From Previous	February 26 PHILLIP ISLAND	March 12 BURIRAM	April 2 ARAGÓN	April 30 ASSEN	May 14 IMOLA	May 28 DONINGTON PARK	June 18 MISANO	August 20 LAUSITZRING	September 17 PORTIMÃO	October 1 MAGNY COURS	October 15 TBA	November 4 LOSAIL			
1 MV AGUSTA	25			25 1														
2 YAMAHA	20	5		20 2														
3 KAWASAKI	13	12	7	13 3														
4 HONDA	9	16	4	9 4														

26/02/2017

First Line: Championship Standings - Second Line: Ranking Progression

These data/results cannot be reproduced, stored and/or transmitted in whole or in part by any manner of electronic, mechanical, photocopying, recording, broadcasting or otherwise now known or herein after developed without the previous express consent by the copyright owner, except for reproduction in daily press and regular printed publications on sale to the public within 60 days of the event related to those data/results and always provided that copyright symbol appears together as follows below.

© DORNA WSBK ORGANIZATION Srl 2017

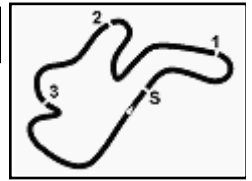
FKR PERUGIA TIMING



Official Tyre Supplier



Official Timekeeper



Phillip Island 4.445 m

Australian Round, 24-25-26 February 2017
World Supersport - Pirelli Best Laps Award

Points	Points From First	Points From Previous	February 26 PHILLIP ISLAND	March 12 BURIRAM	April 2 ARAGÓN	April 30 ASSEN	May 14 IMOLA	May 28 DONINGTON PARK	June 18 MISANO	August 20 LAUSITZRING	September 17 PORTIMÃO	October 1 MAGNY COURS	October 15 TBA	November 4 LOSAIL	
Fastest Laps															
1	JACOBSEN	PJ (USA)	1												

26/02/2017

These data/results cannot be reproduced, stored and/or transmitted in whole or in part by any manner of electronic, mechanical, photocopying, recording, broadcasting or otherwise now known or herein after developed without the previous express consent by the copyright owner, except for reproduction in daily press and regular printed publications on sale to the public within 60 days of the event related to those data/results and always provided that copyright symbol appears together as follows below.

© DORNA WSBK ORGANIZATION Srl 2017

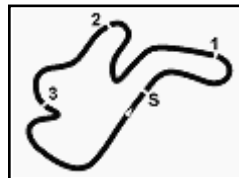
FKR PERUGIA TIMING



Official Tyre Supplier



Official Timekeeper



Phillip Island 4.445 m

Australian Round, 24-25-26 February 2017

World Supersport - Rider's Performance

	Points	Points From First	Points From Previous	February 26 PHILLIP ISLAND		March 12 BURIRAM		April 2 ARAGÓN		April 30 ASSEN		May 14 IMOLA		May 28 DONINGTON PARK		June 18 MISANO		August 20 LAUSITZRING		September 17 PORTIMÃO		October 1 MAGNY COURS		October 15 TBA		November 4 LOSAIL							
				G	R	G	R	G	R	G	R	G	R	G	R	G	R	G	R	G	R	G	R	G	R	G	R	G	R	G	R	G	R
1 ROLFO	25			8	1																												
2 MAHIAS	20	5		5	2																												
3 WEST	16	9	4	22	3																												
4 RYDE	13	12	3	4	4																												
5 TUULI	11	14	2	16	5																												
6 JACOBSEN	10	15	1	1	6																												
7 WAGNER	9	16	1	20	7																												
8 WATANABE	8	17	1	23	8																												
9 CALERO	7	18	1	14	9																												
10 EPIS	6	19	1	21	10																												
11 MORAIS	5	20	1	15	11																												
12 KHAIRUDDIN	4	21	1	13	12																												
13 BALDOLINI	3	22	1	6	13																												
14 CANDUCCI	2	23	1	12	14																												

G = Grid - 1 = Race 1 - 2 = Race 2

Ns = Did Not Start - Rt = Retired - Ex = Excluded

26/02/2017

These data/results cannot be reproduced, stored and/or transmitted in whole or in part by any manner of electronic, mechanical, photocopying, recording, broadcasting or otherwise now known or herein after developed without the previous express consent by the copyright owner, except for reproduction in daily press and regular printed publications on sale to the public within 60 days of the event related to those data/results and always provided that copyright symbol appears together as follows below.

© DORNA WSBK ORGANIZATION Srl 2017

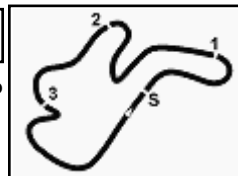
FICR PERUGIA TIMING



Official Tyre Supplier



Official Timekeeper



Australian Round, 24-25-26 February 2017

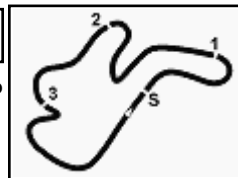
World Supersport - Best Laps & Speeds

No.	Rider	Best Lap	FP1	FP2	FP3	SP1	SP2	WU	RC
	Nat Bike	laps speed	laps speed	laps speed	laps speed	laps speed	laps speed	laps speed	laps speed
1	99 P. JACOBSEN USA MV Agusta F3 675	1'33.087 80 274,1	1'33.087 22 267,9	1'33.318 21 267,3	1'33.364 8 267,9		1'33.128 8 264,0	1'33.475 9 272,7	1'33.782 12 274,1
2	16 J. CLUZEL FRA Honda CBR600RR	1'33.230 77 276,2	1'34.224 20 268,6	1'33.467 20 271,3	1'34.469 9 270,0		1'33.230 8 272,0	1'34.106 9 276,2	1'34.582 11 276,2
3	64 F. CARICASULO ITA Yamaha YZF R6	1'33.250 87 276,9	1'33.614 22 276,2	1'33.602 30 270,0	1'33.584 9 268,6		1'33.250 6 267,3	1'33.921 9 266,6	1'34.665 11 276,9
4	77 K. RYDE GBR Kawasaki ZX-6R	1'33.483 92 278,3	1'35.001 25 270,0	1'34.540 22 270,0	1'34.868 10 271,3	1'33.887 8 271,3	1'33.483 5 276,2	1'34.775 10 270,0	1'34.565 12 278,3
5	144 L. MAHIAS FRA Yamaha YZF R6	1'33.625 69 271,3	1'33.625 18 268,6	1'34.413 15 270,6	1'34.540 8 270,0		1'33.669 7 267,9	1'34.093 9 270,6	1'34.654 12 271,3
6	44 R. ROLFO ITA MV Agusta F3 675	1'33.633 81 272,7	1'33.633 21 264,7	1'33.758 23 267,3	1'34.164 8 265,3		1'34.019 7 268,6	1'34.341 10 266,0	1'34.379 12 272,7
7	25 A. BALDOLINI ITA MV Agusta F3 675	1'33.729 74 274,1	1'34.131 18 266,6	1'33.940 20 274,1	1'34.192 8 269,3		1'33.729 7 272,0	1'34.453 9 274,1	1'34.413 12 270,0
8	4 G. REA GBR Kawasaki ZX-6R	1'33.760 75 266,6	1'34.483 22 262,7	1'33.948 24 265,3	1'34.317 10 264,0		1'33.760 9 266,6	1'34.152 10 266,6	
9	78 H. OKUBO JPN Honda CBR600RR	1'33.796 52 271,3	1'34.671 22 268,6	1'33.796 18 267,9	1'34.383 10 271,3		1'34.128 2 270,6		
10	81 L. STAPLEFORD GBR Triumph Daytona 675	1'33.949 71 269,3	1'34.365 19 264,7	1'33.949 23 265,3	1'35.071 8 263,4		1'34.269 8 260,8	1'34.360 9 267,9	1'35.150 4 269,3
11	65 M. CANDUCCI ITA Kawasaki ZX-6R	1'34.006 91 276,2	1'34.983 22 270,0	1'34.032 24 276,2	1'34.558 10 272,7	1'34.006 8 267,9	1'34.296 7 272,0	1'35.664 10 273,4	1'35.065 10
12	111 K. SMITH GBR Honda CBR600RR	1'34.015 71 270,6	1'34.513 23 267,3	1'34.015 20 270,6	1'34.808 8 266,0		1'34.123 8 270,0	1'34.199 10 270,6	2
13	63 Z. KHAIRUDDIN MAS Kawasaki ZX-6R	1'34.032 82 278,3	1'34.689 21 267,9	1'34.448 25 270,0	1'34.785 9 266,6	1'34.032 6 264,7		1'34.880 9 268,6	1'34.823 12 278,3
14	11 C. GAMARINO ITA Honda CBR600RR	1'34.207 65 270,6	1'34.852 21 270,0	1'34.207 20 270,6	1'35.422 5 260,2	1'34.660 8 260,2		1'35.184 9 267,9	2
15	10 N. CALERO ESP Kawasaki ZX-6R	1'34.237 82 276,2	1'34.680 21 267,9	1'34.237 24 276,2	1'34.736 8 268,6	1'34.441 9 267,3		1'34.635 8 269,3	1'35.095 12 275,5
16	13 A. WEST AUS Yamaha YZF R6	1'34.269 36 269,3	1'37.639 2 248,2		1'35.098 7 262,1	1'34.899 5 257,1		1'34.269 10 262,1	1'34.557 12 269,3
17	41 A. WAGNER AUS Honda CBR600RR	1'34.271 82 271,3	1'34.595 22 269,3	1'34.271 21 271,3	1'35.618 9 270,0	1'34.721 8 266,0		1'34.394 10 270,6	1'34.666 12 270,6
18	32 S. MORAIS RSA Yamaha YZF R6	1'34.455 64 274,8	1'35.553 10 264,0	1'34.836 19 263,4	1'35.421 6 260,8	1'34.455 8 266,6		1'34.644 9 268,6	1'35.105 12 274,8
19	66 N. TUULI FIN Yamaha YZF R6	1'34.045 81 272,7	1'34.686 20 264,7	1'34.570 23 262,7	1'34.045 9 272,7	1'34.556 7 264,0		1'35.213 10 270,0	1'34.723 12 270,6
20	70 R. MULHAUSER SUI Honda CBR600RR	1'34.591 78 267,3	1'34.887 25 267,3	1'34.961 26 266,6	1'35.203 10 266,6	1'34.591 8 265,3		1'35.749 9 264,7	

26/02/2017

These data/results cannot be reproduced, stored and/or transmitted in whole or in part by any manner of electronic, mechanical, photocopying, recording, broadcasting or otherwise now known or herein after developed without the previous express consent by the copyright owner, except for reproduction in daily press and regular printed publications on sale to the public within 60 days of the event related to those data/results and always provided that copyright symbol appears together as follows below.

© DORNA WSBK ORGANIZATION Srl 2017



Phillip Island 4.445 m

Australian Round, 24-25-26 February 2017

World Supersport - Best Laps & Speeds

2 / 2

No.	Rider		Best Lap		FP1		FP2		FP3		SP1		SP2		WU		RC	
	Nat	Bike	laps	speed	laps	speed	laps	speed	laps	speed	laps	speed	laps	speed	laps	speed	laps	speed
21	35 S. HILL		1'34.615		1'36.630		1'34.884		1'35.907		1'34.615				1'35.437		1'36.903	
	GBR	Triumph Daytona 675	73	272,0	22	264,0	18	267,9	9	267,3	8	272,0			8	265,3	8	269,3
22	26 K. WATANABE		1'34.750		1'35.076		1'34.770		1'35.595		1'34.968				1'34.750		1'34.944	
	JPN	Kawasaki ZX-6R	85	273,4	20	262,1	26	263,4	8	262,7	9	263,4			10	268,6	12	273,4
23	83 L. EPIS		1'34.839		1'35.787		1'35.038		1'36.070		1'34.839				1'35.544		1'35.208	
	AUS	Kawasaki ZX-6R	81	275,5	24	266,6	23	266,6	8	266,0	8	270,0			6	266,6	12	275,5
24	7 D. PIZZOLI		1'36.666		1'37.153		1'37.527		1'37.559		1'36.666				1'36.694		1'38.321	
	ITA	MV Agusta F3 675	75	269,3	27	261,5	18	260,2	8	264,0	8	263,4			9	269,3	5	266,0
25	22 M. EDWARDS		1'42.203		1'42.203		1'42.767											
	AUS	Triumph Daytona 675	35	246,0	23	246,0	12	241,0										

26/02/2017

These data/results cannot be reproduced, stored and/or transmitted in whole or in part by any manner of electronic, mechanical, photocopying, recording, broadcasting or otherwise now known or herein after developed without the previous express consent by the copyright owner, except for reproduction in daily press and regular printed publications on sale to the public within 60 days of the event related to those data/results and always provided that copyright symbol appears together as follows below.

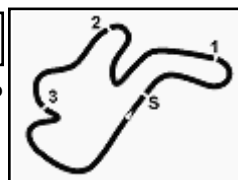
© DORNA WSBK ORGANIZATION Srl 2017

PIRELLI PERUGIA TIMING


Official Tyre Supplier



Official Timekeeper



Australian Round, 24-25-26 February 2017

World Supersport - Race Winners

	2014	2015	2016	2017
01 Phillip Island	Cluzel J. (Fra) Mva	Cluzel J. (Fra) Mva	Krummenacher R. (Sui) Kaw	Rolfo R. (Ita) Mva
02 Buriram		Wilairot R. (Tha) Hon	Cluzel J. (Fra) Mva	
03 Aragón	Sofuoglu K. (Tur) Kaw	Sofuoglu K. (Tur) Kaw	Sofuoglu K. (Tur) Kaw	
04 Assen	van der Mark M. (Ned) Hon	Sofuoglu K. (Tur) Kaw	Smith K. (Gbr) Hon	
05 Imola	Zanetti L. (Ita) Hon	Sofuoglu K. (Tur) Kaw	Sofuoglu K. (Tur) Kaw	
06 Donington Park	van der Mark M. (Ned) Hon	Sofuoglu K. (Tur) Kaw	Sofuoglu K. (Tur) Kaw	
07 Misano World Circuit	Cluzel J. (Fra) Mva	Cluzel J. (Fra) Mva	Sofuoglu K. (Tur) Kaw	
08 Lausitzring			Sofuoglu K. (Tur) Kaw	
09 Portimao	van der Mark M. (Ned) Hon	Cluzel J. (Fra) Mva		
10 Magny-Cours	Cluzel J. (Fra) Mva	Jacobsen P. (Usa) Hon	Cluzel J. (Fra) Mva	
11 Jerez	van der Mark M. (Ned) Hon	Sofuoglu K. (Tur) Kaw	Sofuoglu K. (Tur) Kaw	
12 Losail	van der Mark M. (Ned) Hon	Smith K. (Gbr) Hon	Smith K. (Gbr) Hon	

2017

1 R. Rolfo

ALL TIMES

38 K. Sofuoglu	5 C. Crutchlow	1 P. Riba
16 F. Foret	4 J. Whitham	1 W. Zeelenberg
12 S. Charpentier	4 K. Curtain	1 G. Nannelli
12 E. Laverty	4 C. Vermeulen	1 J. Vd Goorbergh
12 J. Cluzel	3 I. MacPherson	1 L. Lanzi
11 K. Muggeridge	3 C. Kellner	1 A. Badovini
8 S. Lowes	3 L. Scassa	1 Y. Tiberio
7 A. Pitt	3 J. Lascorz	1 M. Roccoli
6 P. Casoli	3 J. Rea	1 R. Rolfo
6 K. Fujiwara	3 K. Smith	1 M. Pirro
6 S. Chambon	2 R. Xaus	1 G. Rea
6 J. Teuchert	2 J. Brookes	1 L. Zanetti
6 B. Parkes	2 A. West	1 R. Wilairot
6 C. Davies	2 P. Jacobsen	1 R.
6 M. van der Mark	1 P. Bontempi	Krummenacher

23/02/2014

These data/results cannot be reproduced, stored and/or transmitted in whole or in part by any manner of electronic, mechanical, photocopying, recording, broadcasting or otherwise now known or herein after developed without the previous express consent by the copyright owner, except for reproduction in daily press and regular printed publications on sale to the public within 60 days of the event related to those data/results and always provided that copyright symbol appears together as follows below.

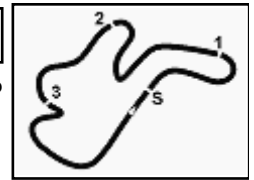
© DORNA WSBK ORGANIZATION Srl 2017

FICR PERUGIA TIMING


Official Tyre Supplier



Official Timekeeper



Phillip Island 4.445 m

Australian Round, 24-25-26 February 2017

World Supersport - Team Standings

	February 26 PHILLIP ISLAND	March 12 BURIRAM	April 2 ARAGÓN	April 30 ASSEN	May 14 IMOLA	May 28 DONINGTON PARK	June 18 MISANO	August 20 LAUSITZRING	September 17 PORTIMAO	October 1 MAGNY COURS	October 15 TBA	November 4 LOSAIL	
1 Team Factory Vmag	25												
ROLFO Roberto	25	25											
2 GRT Yamaha Official WorldSSP Team	20												
MAHIAS Lucas	20	20											
3 West Racing	16												
WEST Anthony	16	16											
4 Kallio Racing	16												
TUULI Niki	11	11											
MORAIS Sheridan	5	5											
5 Kawasaki Puccetti Racing	13												
RYDE Kyle	13	13											
6 Orelac Racing VerdNatura	11												
CALERO Nacho	7	7											
KHAIRUDDIN Zufahmi	4	4											
7 MV Agusta Reparto Corse	10												
JACOBSEN PJ	10	10											
8 GEMAR Team Lorini	9												
WAGNER Aiden	9	9											
9 Team Kawasaki Go Eleven	8												
WATANABE Kazuki	8	8											
10 Response RE Racing	6												
EPIS Lachlan	6	6											
11 Race Department ATK#25	3												
BALDOLINI Alex	3	3											
12 Puccetti Racing Junior Team FMI	2												
CANDUCCI Michael	2	2											

26/02/2017

These data/results cannot be reproduced, stored and/or transmitted in whole or in part by any manner of electronic, mechanical, photocopying, recording, broadcasting or otherwise now known or herein after developed without the previous express consent by the copyright owner, except for reproduction in daily press and regular printed publications on sale to the public within 60 days of the event related to those data/results and always provided that copyright symbol appears together as follows below.

© DORNA WSBK ORGANIZATION Srl 2017

PIRELLI PERUGIA TIMING



Official Tyre Supplier



Official Timekeeper