SUPERSPORT FIM WORLD CHAMPIONSHIP

2.5

WorldSSP

102/01

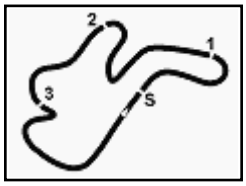

Phillip Island 4.445 m

Australian Round, 24-25-26 February 2017

World Supersport - Chronological Analysis Free Practice 1st Session

1° 99 P. JACOBSEN (1'33.087)

Lap	Seg. 1	Seg. 2	Seg. 3	Seg. 4	Seg. 5	Lap Time	km/h	Local Time
								11:02'00.266
1	6.564	28.866	30.286	18.991	1'40.405	3'05.112 P		11:05'05.378
2	6.318	27.149	28.686	18.532	26.818	1'47.503 P		11:06'52.881
3	3.696	20.029	27.547	18.011	26.274	1'35.557	264.7	11:08'28.438
4	3.692	19.323	27.103	17.880	26.075	1'34.073	267.3	11:10'02.511
5	**3.680**	19.430	28.257	18.009	26.365	1'35.741	**268.0**	11:11'38.252
6	3.706	19.153	27.071	17.762	26.197	1'33.889	264.7	11:13'12.141
7	3.722	19.141	27.111	17.820	26.146	1'33.940	264.7	11:14'46.081
8	3.716	19.034	27.492	17.790	26.131	1'34.163	264.1	11:16'20.244
9	3.702	18.897	27.038	**17.674**	26.042	1'33.353	263.4	11:17'53.597
10	3.694	19.579	31.967	18.381	13'53.677	15'07.298 P	264.1	11:33'00.895
11	7.237	26.664	28.314	18.266	26.818	1'47.299 P		11:34'48.194
12	3.722	19.229	27.240	17.858	26.171	1'34.220	263.4	11:36'22.414
13	3.718	19.059	27.070	17.766	26.357	1'33.970	263.4	11:37'56.384
14	3.704	19.707	29.351	18.289	8'40.541	9'51.592 P	264.7	11:47'47.976
15	6.904	25.400	27.994	18.089	26.318	1'44.705 P		11:49'32.681
16	3.710	18.934	27.560	17.826	25.995	1'34.025	263.4	11:51'06.706
17	3.706	18.976	27.080	17.709	25.962	1'33.433	264.7	11:52'40.139
18	3.685	18.949	27.680	17.749	26.201	1'34.264	**268.0**	11:54'14.403
19	3.706	**18.878**	**26.859**	17.697	25.947	**1'33.087**	265.4	11:55'47.490
20	3.708	19.660	35.144	19.415	26.738	1'44.665	264.1	11:57'32.155
21	3.697	19.169	27.372	17.934	26.310	1'34.482	265.4	11:59'06.637
22	3.696	18.931	27.133	17.726	**25.926**	1'33.412	265.4	12:00'40.049

2° 64 F. CARICASULO (1'33.614)

Lap	Seg. 1	Seg. 2	Seg. 3	Seg. 4	Seg. 5	Lap Time	km/h	Local Time
								11:00'43.759
1	6.308	26.722	28.524	18.885	27.004	1'47.443 P	91.2	11:02'31.202
2	3.702	19.616	27.314	18.121	26.611	1'35.364	262.1	11:04'06.566
3	3.694	19.005	27.424	18.239	26.265	1'34.627	264.7	11:05'41.193
4	3.620	19.552	28.458	19.095	28.532	1'39.257	273.4	11:07'20.450
5	3.693	18.996	27.254	18.242	3'20.708	4'28.893 P	265.4	11:11'49.343
6	5.565	27.271	32.991	18.674	26.762	1'51.263 P		11:13'40.606
7	3.688	18.987	27.053	18.077	26.313	1'34.118	265.4	11:15'14.724
8	3.703	18.917	27.242	18.123	26.621	1'34.606	265.4	11:16'49.330
9	3.699	19.036	27.380	18.143	26.335	1'34.593	264.7	11:18'23.923
10	3.682	19.016	27.108	18.085	26.275	1'34.166	266.7	11:19'58.089
11	3.686	19.417	30.088	19.074	10'31.948	11'44.213 P	266.0	11:31'42.302
12	5.608	28.119	38.841	18.981	4'14.205	5'45.754 P		11:37'28.056
13	5.487	25.212	28.147	18.536	26.699	1'44.081 P		11:39'12.137
14	3.680	19.333	27.476	18.197	2'59.464	4'08.150 P	266.7	11:43'20.287
15	6.347	28.458	27.614	18.380	26.349	1'47.148 P		11:45'07.435
16	3.660	18.938	27.279	18.041	26.084	1'34.002	268.7	11:46'41.437
17	**3.605**	18.882	27.411	18.245	26.733	1'34.876	**276.2**	11:48'16.313
18	3.647	18.910	**27.019**	17.991	**26.047**	**1'33.614**	268.7	11:49'49.927
19	3.655	19.476	28.000	18.556	5'03.545	6'13.232 P	269.3	11:56'03.159
20	7.169	26.555	28.110	18.310	26.377	1'46.521 P		11:57'49.680
21	3.683	19.298	27.272	18.064	26.286	1'34.603	267.3	11:59'24.283
22	3.666	**18.831**	27.142	**17.919**	26.165	1'33.723	267.3	12:00'58.006

3° 144 L. MAHIAS (1'33.625)

Lap	Seg. 1	Seg. 2	Seg. 3	Seg. 4	Seg. 5	Lap Time	km/h	Local Time
								11:02'05.846
1	5.062	25.289	30.558	19.515	27.920	1'48.344 P		11:03'54.190
2	3.739	19.655	28.067	18.288	26.755	1'36.504	263.4	11:05'30.694
3	3.720	19.219	27.669	17.992	26.460	1'35.060	262.8	11:07'05.754
4	3.738	19.147	27.472	17.890	26.699	1'34.946	264.1	11:08'40.700
5	3.859	19.206	27.245	18.000	26.533	1'34.843	258.4	11:10'15.543
6	3.705	19.228	28.334	18.449	7'16.351	8'26.067 P	265.4	11:18'41.610
7	8.829	24.094	27.846	18.119	27.164	1'46.052 P		11:20'27.662
8	3.728	19.160	27.171	17.825	26.522	1'34.406	266.7	11:22'02.068
9	3.711	18.956	27.114	**17.801**	26.387	1'33.969	265.4	11:23'36.037
10	3.697	19.098	27.274	18.053	26.556	1'34.678	262.8	11:25'10.715
11	3.721	19.064	27.387	17.908	26.434	1'34.514	264.1	11:26'45.229
12	3.704	19.432	29.420	19.229	11'06.776	12'18.561 P	264.7	11:39'03.790
13	6.215	25.631	28.506	18.118	26.606	1'45.076 P		11:40'48.866
14	3.710	18.856	27.142	17.888	26.355	1'33.951	267.3	11:42'22.817
15	**3.673**	**18.805**	**26.936**	17.973	26.464	1'33.851	**268.7**	11:43'56.668
16	3.679	18.872	1'04.040	22.934	11'05.363	12'54.888 P	266.7	11:56'51.556
17	5.173	23.648	27.893	18.182	26.363	1'41.259 P		11:58'32.815
18	3.707	18.816	27.104	17.869	**26.129**	**1'33.625**	264.7	12:00'06.440

4° 44 R. ROLFO (1'33.633)

Lap	Seg. 1	Seg. 2	Seg. 3	Seg. 4	Seg. 5	Lap Time	km/h	Local Time
								11:00'59.503
1	5.604	23.223	30.147	19.003	1'27.339	2'45.316 P		11:03'44.819
2	5.968	23.729	29.522	24.851	27.121	1'51.191 P		11:05'36.010
3	3.806	19.195	27.479	18.090	26.618	1'35.188	257.8	11:07'11.198
4	3.816	19.135	27.395	18.019	26.582	1'34.947	257.1	11:08'46.145
5	3.844	20.274	29.241	18.716	27.863	1'39.938	255.3	11:10'26.083
6	3.874	19.024	27.357	18.037	26.591	1'34.883	253.5	11:12'00.966
7	3.805	19.471	27.814	18.331	11'09.109	12'18.530 P	257.8	11:24'19.496
8	6.143	24.343	28.160	18.113	26.465	1'43.224 P		11:26'02.720
9	3.769	18.765	**27.114**	17.942	26.391	1'33.981	260.2	11:27'36.701
10	3.762	19.361	34.075	18.170	26.695	1'42.063	260.2	11:29'18.764
11	3.779	18.879	27.349	17.988	26.395	1'34.390	257.8	11:30'53.154
12	3.777	19.031	27.688	18.312	11'01.568	12'10.376 P	262.1	11:43'03.530
13	7.184	24.704	30.359	26.192	31.267	1'59.706 P		11:45'03.236
14	3.741	21.173	27.741	18.060	26.367	1'37.082	**264.7**	11:46'40.318
15	**3.712**	19.232	27.357	17.930	26.364	1'34.595	**264.7**	11:48'14.913
16	3.771	18.838	27.261	17.910	26.315	1'34.095	257.1	11:49'49.008
17	3.774	19.036	27.655	18.200	2'33.955	3'42.620 P	259.0	11:53'31.628
18	5.367	22.957	32.480	20.836	26.829	1'48.469 P		11:55'20.097
19	3.725	**18.732**	27.204	**17.831**	**26.141**	**1'33.633**	264.1	11:56'53.730
20	3.742	18.784	27.128	17.876	26.236	1'33.766	263.4	11:58'27.496
21	3.775	18.817	27.153	17.947	26.359	1'34.051	260.2	12:00'01.547

5° 25 A. BALDOLINI (1'34.131)

Lap	Seg. 1	Seg. 2	Seg. 3	Seg. 4	Seg. 5	Lap Time	km/h	Local Time
								11:02'28.141
1						1'48.554		11:04'16.695
2						1'45.416		11:06'02.111
3						8'27.459 P		11:14'29.570
4	5.722	24.143	29.782	19.098	27.621	1'46.366 P		11:16'15.936
5	3.903	19.620	28.200	18.497	28.115	1'38.335	248.3	11:17'54.271
6	3.712	19.339	27.640	17.997	26.803	1'35.491	263.4	11:19'29.762
7	3.743	19.039	27.597	18.019	26.888	1'35.286	261.5	11:21'05.048
8	3.747	19.016	27.425	17.925	26.503	1'34.616	260.9	11:22'39.664
9	3.729	19.139	27.718	18.256	12'49.294	13'58.136 P	264.1	11:36'37.800
10	5.971	25.130	29.823	18.367	26.989	1'46.280 P		11:38'24.080
11	3.739	19.124	27.605	17.901	26.564	1'34.933	262.1	11:39'59.013
12	3.732	18.961	27.416	**17.836**	26.849	1'34.794	264.1	11:41'33.807
13	3.740	18.971	**27.369**	17.978	26.662	1'34.720	262.1	11:43'08.527
14	3.730	20.905	29.740	20.011	7'31.639	8'46.025 P	263.4	11:51'54.552
15	6.205	27.165	31.316	18.444	26.840	1'49.970 P		11:53'44.522
16	3.684	**18.704**	27.479	17.869	**26.395**	**1'34.131**	**266.7**	11:55'18.653
17	**3.675**	18.853	35.466	18.267	26.793	1'43.054	266.0	11:57'01.707
18	3.752	19.000	38.695	18.645	29.958	1'50.050	261.5	11:58'51.757

6° 16 J. CLUZEL (1'34.224)

Lap	Seg. 1	Seg. 2	Seg. 3	Seg. 4	Seg. 5	Lap Time	km/h	Local Time
								11:01'21.989
1	5.888	24.036	28.976	19.743	33.858	1'52.501 P		11:03'14.490
2	3.765	19.616	27.324	18.209	26.621	1'35.535	260.9	11:04'50.025
3	3.717	19.154	27.317	18.025	26.558	1'34.771	264.7	11:06'24.796
4	3.713	19.015	29.828	18.448	27.449	1'38.453	264.1	11:08'03.249
5	3.722	19.016	27.406	18.491	14'25.400	15'34.035 P	264.7	11:23'37.284
6	5.532	22.599	28.552	18.413	26.710	1'41.806 P		11:25'19.090
7	3.711	18.980	27.243	18.028	26.930	1'34.892	264.7	11:26'53.982
8	3.702	21.100	27.885	18.393	30.177	1'41.257	266.7	11:28'35.239
9	3.731	19.152	27.759	18.175	8'51.755	10'00.572 P	264.1	11:38'35.811
10	5.459	22.845	28.301	18.424	27.070	1'42.099 P		11:40'17.910
11	3.690	19.115	27.299	18.016	26.466	1'34.586	267.3	11:41'52.496
12	**3.665**	**18.791**	36.730	18.551	26.840	1'44.577	**268.7**	11:43'37.073
13	3.681	18.949	27.245	18.233	26.805	1'34.913	267.3	11:45'11.986
14	3.690	18.975	27.340	18.041	26.681	1'34.727	266.7	11:46'46.713
15	3.683	19.069	35.928	18.706	5'07.035	6'24.421 P	266.7	11:53'11.134
16	5.309	22.611	29.100	19.011	27.229	1'43.260 P		11:54'54.394
17	3.730	19.014	27.336	18.051	**26.451**	1'34.582	263.4	11:56'28.976
18	3.717	18.917	29.275	18.497	27.260	1'37.666	264.7	11:58'06.642
19	3.712	18.920	27.195	**17.920**	26.654	1'34.401	266.0	11:59'41.043
20	3.689	18.819	**27.179**	18.077	26.460	**1'34.224**	266.0	12:01'15.267

7° 81 L. STAPLEFORD (1'34.365)

Lap	Seg. 1	Seg. 2	Seg. 3	Seg. 4	Seg. 5	Lap Time	km/h	Local Time
								11:01'02.943
1	5.707	25.171	30.286	18.991	5'19.017	6'39.172 P		11:07'42.115
2	5.662	26.185	29.255	18.667	26.968	1'46.737 P		11:09'28.852
3	3.770	19.388	27.815	18.110	26.741	1'35.824	259.6	11:11'04.676
4	3.743	19.328	27.564	18.190	26.584	1'35.409	260.9	11:12'40.085
5	3.764	19.696	30.400	22.451	5'53.128	7'09.439 P	260.2	11:19'49.524
6	6.529	29.749	30.575	18.908	27.039	1'52.800 P		11:21'42.324
7	3.766	19.317	27.486	18.105	26.666	1'35.340	260.2	11:23'17.664
8	3.756	19.259	27.520	18.082	26.559	1'35.176	260.9	11:24'52.840
9	3.765	19.272	27.943	19.744	6'04.723	7'15.447 P	259.0	11:32'08.287

24/02/2017 **P = Pits In/Out - C = Lap-Time Cancelled**

These data/results cannot be reproduced, stored and/or transmitted in whole or in part by any manner of electronic, mechanical, photocopying, recording, broadcasting or otherwise now known or herein after developed without the previous express consent by the copyright owner, except for reproduction in daily press and regular printed publications on sale to the public within 60 days of the event related to those data/results and always provided that copyright symbol appears together as follows below.
© DORNA WSBK ORGANIZATION Srl 2017

PIRELLI Official Tyre Supplier
TISSOT SWISS WATCHES SINCE 1853 Official Timekeeper

SUPERSPORT FIM WORLD CHAMPIONSHIP

2.5

WorldSSP

102/01

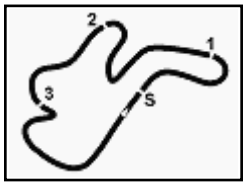

Australian Round, 24-25-26 February 2017

World Supersport - Chronological Analysis Free Practice 1st Session

Phillip Island 4.445 m

10	7.114	26.878	34.523	18.576	27.023	1'54.114 P		11:34'02.401
11	3.731	19.149	27.565	18.161	26.780	1'35.386	262.8	11:35'37.787
12	**3.684**	19.154	27.475	18.039	26.606	1'34.958	**264.7**	11:37'12.745
13	3.756	19.091	27.429	18.068	26.489	1'34.833	260.2	11:38'47.578
14	3.751	20.457	31.302	20.193	11'05.759	12'21.462 P	260.2	11:51'09.040
15	5.957	30.236	29.328	18.473	26.726	1'50.720 P		11:52'59.760
16	3.746	19.047	**27.177**	**17.871**	26.524	**1'34.365**	261.5	11:54'34.125
17	3.748	**18.979**	27.468	19.211	1'53.485	3'02.891 P	260.9	11:57'37.016
18	6.499	28.624	33.366	19.524	28.211	1'56.224 P		11:59'33.240
19	3.733	19.070	27.424	18.157	**26.390**	1'34.774	262.8	12:01'08.014

8° 4 G. REA (1'34.483)

Lap	Seg. 1	Seg. 2	Seg. 3	Seg. 4	Seg. 5	Lap Time	km/h	Local Time
								11:00'40.801
1	8.136	27.557	30.832	19.564	6'17.248	7'43.337 P		11:08'24.138
2	7.593	24.451	28.881	18.690	27.572	1'47.187 P		11:10'11.325
3	3.857	19.751	27.960	18.059	35.337	1'44.964	255.3	11:11'56.289
4	3.838	19.587	27.673	18.130	26.781	1'36.009	255.9	11:13'32.298
5	3.815	19.413	27.604	18.095	26.794	1'35.721	257.1	11:15'08.019
6	3.813	19.465	33.893	18.530	26.763	1'42.464	257.8	11:16'50.483
7	3.754	18.967	**27.270**	17.883	26.642	1'34.516	261.5	11:18'24.999
8	**3.739**	**18.965**	27.400	**17.882**	26.497	**1'34.483**	**262.8**	11:19'59.482
9	3.764	18.973	27.323	18.056	26.726	1'34.842	260.2	11:21'34.324
10	3.802	19.354	29.118	18.365	10'51.647	12'02.286 P	258.4	11:33'36.610
11	7.533	24.353	29.540	18.510	27.461	1'47.397 P		11:35'24.007
12	3.823	19.520	27.968	18.191	26.761	1'36.263	256.5	11:37'00.270
13	3.805	19.335	27.604	18.093	26.785	1'35.622	258.4	11:38'35.892
14	3.791	19.333	27.465	18.108	26.735	1'35.432	259.0	11:40'11.324
15	3.776	19.312	28.282	18.413	7'37.673	8'47.456 P	260.2	11:48'58.780
16	7.306	28.509	28.854	19.628	27.146	1'51.443 P		11:50'50.223
17	3.810	19.396	27.564	18.086	26.781	1'35.637	257.1	11:52'25.860
18	3.788	19.114	27.384	17.945	26.781	1'35.012	258.4	11:54'00.872
19	3.809	19.216	36.231	22.241	**26.456**	1'47.953	258.4	11:55'48.825
20	3.760	19.065	27.380	17.903	26.574	1'34.682	260.2	11:57'23.507
21	3.787	19.173	27.482	17.995	26.641	1'35.078	259.0	11:58'58.585
22	3.799	19.597	30.022	20.274	27.316	1'41.008	257.8	12:00'39.593

9° 111 K. SMITH (1'34.513)

Lap	Seg. 1	Seg. 2	Seg. 3	Seg. 4	Seg. 5	Lap Time	km/h	Local Time
								11:01'07.590
1	7.052	27.638	36.082	23.442	32.405	2'06.619 P		11:03'14.209
2	5.178	22.991	32.314	20.987	30.087	1'51.557	187.8	11:05'05.766
3	4.927	22.129	30.620	20.383	29.001	1'47.060	194.2	11:06'52.826
4	4.829	22.029	31.156	20.719	29.638	1'48.371	189.8	11:08'41.197
5	4.826	21.563	29.949	20.289	28.246	1'44.873	192.2	11:10'26.070
6	3.856	20.312	27.913	18.386	3'32.550	4'43.017 P	255.9	11:15'09.087
7	5.632	23.872	28.060	18.520	26.846	1'42.930 P		11:16'52.017
8	**3.677**	19.285	27.958	18.336	26.744	1'36.000	**267.3**	11:18'28.017
9	3.693	19.161	27.518	18.101	26.776	1'35.249	**267.3**	11:20'03.266
10	3.718	19.149	28.229	18.548	7'48.431	8'58.075 P	264.7	11:29'01.341
11	5.431	25.581	28.117	18.180	26.589	1'43.898 P		11:30'45.239
12	3.731	**19.014**	27.362	**17.880**	26.611	1'34.598	264.1	11:32'19.837
13	3.722	19.209	37.093	18.757	26.927	1'45.708	264.7	11:34'05.545
14	3.697	19.153	27.489	17.917	26.546	1'34.802	266.7	11:35'40.347
15	3.687	19.074	27.479	18.571	9'37.345	10'46.156 P	**267.3**	11:46'26.503
16	5.401	23.004	28.082	18.295	26.963	1'41.745 P		11:48'08.248
17	3.818	19.132	**27.171**	17.913	26.710	1'34.744	259.6	11:49'42.992
18	3.713	19.025	27.330	17.916	26.529	**1'34.513**	265.4	11:51'17.505
19	3.709	19.096	27.335	17.971	26.530	1'34.641	265.4	11:52'52.146
20	3.705	19.171	27.242	17.899	26.590	1'34.607	266.0	11:54'26.753
21	3.706	19.262	28.221	18.490	1'55.113	3'04.792 P	266.0	11:57'31.545
22	6.323	26.111	28.224	18.306	26.878	1'45.842 P		11:59'17.387
23	3.721	19.041	27.284	17.996	**26.527**	1'34.569	264.7	12:00'51.956

10° 41 A. WAGNER (1'34.595)

Lap	Seg. 1	Seg. 2	Seg. 3	Seg. 4	Seg. 5	Lap Time	km/h	Local Time
								11:00'59.584
1	6.413	24.660	34.265	21.552	31.768	1'58.658 P		11:02'58.242
2	5.844	24.472	32.183	20.644	30.363	1'53.506	165.6	11:04'51.748
3	5.710	23.337	34.152	20.597	32.918	1'56.714	159.8	11:06'48.462
4	5.637	23.350	33.629	20.910	29.994	1'53.520	159.8	11:08'41.982
5	5.202	21.879	32.685	18.403	27.011	1'45.180	196.0	11:10'27.162
6	3.672	19.166	27.446	17.977	26.553	1'34.814	**269.3**	11:12'01.976
7	3.665	19.192	28.030	18.251	5'34.578	6'43.716 P	268.0	11:18'45.692
8	6.302	24.715	28.217	18.371	26.967	1'44.572 P		11:20'30.264
9	3.693	19.196	27.547	18.013	26.621	1'35.070	267.3	11:22'05.334
10	3.682	19.209	27.471	17.953	26.532	1'34.847	267.3	11:23'40.181
11	**3.643**	19.128	27.495	17.995	26.686	1'34.947	268.7	11:25'15.128
12	3.738	22.949	27.827	17.910	26.653	1'39.077	263.4	11:26'54.205
13	3.647	20.089	29.944	18.141	18'21.582	19'33.403 P	**269.3**	11:46'27.608
14	5.738	23.125	28.406	18.100	26.785	1'42.154 P		11:48'09.762
15	3.695	**19.017**	27.529	17.957	**26.463**	1'34.661	266.7	11:49'44.423
16	3.699	19.039	27.462	17.901	26.616	1'34.717	253.5	11:51'19.140
17	3.704	19.160	27.513	**17.900**	26.717	1'34.994	266.0	11:52'54.134
18	3.700	19.118	27.363	17.944	26.572	1'34.697	266.7	11:54'28.831
19	3.696	19.184	28.025	18.294	26.871	1'36.070	266.0	11:56'04.901
20	3.704	19.136	27.599	18.184	30.740	1'39.363	266.0	11:57'44.264
21	3.698	19.162	27.304	17.931	26.500	**1'34.595**	267.3	11:59'18.859
22	3.644	19.054	**27.299**	18.107	26.699	1'34.803	268.7	12:00'53.662

11° 78 H. OKUBO (1'34.671)

Lap	Seg. 1	Seg. 2	Seg. 3	Seg. 4	Seg. 5	Lap Time	km/h	Local Time
								11:00'30.803
1	5.990	25.456	30.018	19.715	30.326	1'51.505 P		11:02'22.308
2	3.732	19.335	27.662	18.293	26.747	1'35.769	262.8	11:03'58.077
3	3.686	20.174	27.905	18.394	28.140	1'38.299	268.0	11:05'36.376
4	3.682	19.222	27.538	18.179	26.547	1'35.168	266.7	11:07'11.544
5	3.674	19.122	27.481	18.092	26.535	1'34.904	**268.7**	11:08'46.448
6	**3.665**	19.528	28.092	19.160	7'52.640	9'03.085 P	267.3	11:17'49.533
7	5.555	24.139	28.916	18.568	28.495	1'45.673 P		11:19'35.206
8	3.742	19.221	27.645	18.245	26.697	1'35.550	261.5	11:21'10.756
9	3.740	19.138	27.578	18.082	26.540	1'35.078	262.8	11:22'45.834
10	3.725	19.014	27.398	18.047	26.660	1'34.844	264.1	11:24'20.678
11	3.739	19.293	29.331	18.698	5'58.599	7'09.660 P	262.8	11:31'30.338
12	6.146	29.001	32.585	21.302	26.944	1'55.978 P		11:33'26.316
13	3.745	19.063	27.298	18.057	26.694	1'34.857	262.1	11:35'01.173
14	3.746	18.987	27.453	**18.007**	**26.522**	1'34.715	261.5	11:36'35.888
15	3.724	18.976	27.395	18.173	26.589	1'34.857	264.1	11:38'10.745
16	3.732	20.799	30.757	19.360	11'15.614	12'30.262 P	262.8	11:50'41.007
17	7.932	29.907	29.523	22.509	30.364	2'00.235 P		11:52'41.242
18	3.696	18.951	27.499	18.487	26.729	1'35.362	265.4	11:54'16.604
19	3.726	18.997	**27.213**	18.154	26.668	1'34.758	263.4	11:55'51.362
20	3.726	**18.947**	27.253	18.065	26.680	**1'34.671**	263.4	11:57'26.033
21	3.727	19.032	27.271	18.077	26.715	1'34.822	263.4	11:59'00.855
22	3.727	19.307	27.898	19.094	26.849	1'36.875	263.4	12:00'37.730

12° 10 N. CALERO (1'34.680)

Lap	Seg. 1	Seg. 2	Seg. 3	Seg. 4	Seg. 5	Lap Time	km/h	Local Time
								11:01'23.809
1	5.531	23.509	28.880	19.475	27.488	1'44.883 P		11:03'08.692
2	3.957	25.842	28.503	18.357	27.026	1'43.685	235.8	11:04'52.377
3	3.785	19.444	27.574	18.242	27.055	1'36.100	260.2	11:06'28.477
4	3.811	21.958	29.028	18.248	27.178	1'40.223	255.3	11:08'08.700
5	3.740	19.264	27.426	18.201	26.924	1'35.555	262.8	11:09'44.255
6	3.740	19.724	39.860	20.230	13'06.196	14'29.750 P	262.8	11:24'14.005
7	6.466	28.597	29.376	18.343	27.086	1'49.868 P		11:26'03.873
8	3.714	19.341	27.409	18.224	26.933	1'35.621	266.0	11:27'39.494
9	3.732	19.293	28.782	19.011	29.062	1'39.880	264.1	11:29'19.374
10	3.686	19.202	27.820	18.331	26.960	1'35.999	267.3	11:30'55.373
11	3.754	19.395	27.737	18.491	27.175	1'36.552	262.8	11:32'31.925
12	3.844	21.759	30.684	19.493	5'56.109	7'11.889 P	255.9	11:39'43.814
13	5.345	25.301	31.842	20.391	27.725	1'50.604 P		11:41'34.418
14	3.712	**19.074**	**27.250**	**18.066**	**26.578**	**1'34.680**	266.0	11:43'09.098
15	**3.681**	19.370	27.651	18.568	27.330	1'36.600	**268.0**	11:44'45.698
16	3.761	19.337	39.763	20.115	6'23.149	7'46.125 P	262.8	11:52'31.823
17	5.385	23.846	30.607	18.910	26.854	1'45.602 P		11:54'17.425
18	3.709	19.130	27.326	18.162	26.693	1'35.020	266.0	11:55'52.445
19	3.710	19.153	27.407	18.300	26.869	1'35.439	265.4	11:57'27.884
20	3.742	24.027	28.099	18.374	27.105	1'41.347	263.4	11:59'09.231
21	3.735	19.284	27.514	18.334	26.781	1'35.648	264.1	12:00'44.879

13° 66 N. TUULI (1'34.686)

Lap	Seg. 1	Seg. 2	Seg. 3	Seg. 4	Seg. 5	Lap Time	km/h	Local Time
								11:00'29.207
1	6.436	25.580	29.943	19.252	27.318	1'48.529 P		11:02'17.736
2	3.747	20.063	28.137	18.543	27.117	1'37.607	259.6	11:03'55.343
3	3.699	19.721	27.743	18.109	26.458	1'35.730	263.4	11:05'31.073
4	**3.676**	19.313	27.618	18.089	26.636	1'35.332	**264.7**	11:07'06.405
5	3.699	19.225	38.875	19.463	2'04.021	3'25.283 P	263.4	11:10'31.688
6	6.891	25.036	29.058	18.772	27.105	1'46.862 P		11:12'18.550
7	3.740	19.442	37.188	18.309	27.977	1'46.656	259.6	11:14'05.206
8	3.728	19.255	40.242	19.045	5'24.735	6'47.005 P	260.2	11:20'52.211
9	6.331	25.766	39.191	19.383	27.126	1'57.797 P		11:22'50.008
10	3.706	19.190	27.486	18.127	26.705	1'35.214	262.1	11:24'25.222
11	3.703	19.227	27.550	**18.088**	26.724	1'35.292	261.5	11:26'00.514
12	3.726	19.135	27.418	18.097	26.640	1'35.016	260.9	11:27'35.530
13	3.688	21.741	31.186	19.052	13'56.731	15'12.398 P	250.6	11:42'47.928
14	6.545	24.570	28.517	18.459	26.855	1'44.946 P		11:44'32.874
15	3.706	19.162	27.412	18.157	26.531	1'34.968	263.4	11:46'07.842
16	3.699	19.098	**27.236**	18.111	26.542	**1'34.686**	263.4	11:47'42.528

24/02/2017 **P = Pits In/Out - C = Lap-Time Cancelled**

These data/results cannot be reproduced, stored and/or transmitted in whole or in part by any manner of electronic, mechanical, photocopying, recording, broadcasting or otherwise now known or herein after developed without the previous express consent by the copyright owner, except for reproduction in daily press and regular printed publications on sale to the public within 60 days of the event related to those data/results and always provided that copyright symbol appears together as follows below.
© DORNA WSBK ORGANIZATION Srl 2017

PIRELLI Official Tyre Supplier

TISSOT SWISS WATCHES SINCE 1853 Official Timekeeper

SUPERSPORT FIM WORLD CHAMPIONSHIP

2.5

WorldSSP

102/01

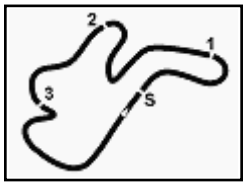

Australian Round, 24-25-26 February 2017

World Supersport - Chronological Analysis Free Practice 1st Session

Phillip Island 4.445 m

17	3.705	19.155	27.834	19.212	6'44.630	7'54.536 P	263.4	11:55'37.064
18	5.599	23.321	27.766	18.232	**26.445**	1'41.363 P		11:57'18.427
19	3.701	**19.041**	36.022	18.441	26.901	1'44.106	262.8	11:59'02.533
20	3.696	19.142	27.306	18.235	26.544	1'34.923	261.5	12:00'37.456

14° 63 Z. KHAIRUDDIN (1'34.689)

Lap	Seg. 1	Seg. 2	Seg. 3	Seg. 4	Seg. 5	Lap Time	km/h	Local Time
								11:01'28.997
1	5.680	25.740	30.067	19.818	27.654	1'48.959 P		11:03'17.956
2	3.765	20.619	27.897	18.535	26.985	1'37.801	260.9	11:04'55.757
3	3.756	19.607	27.492	18.111	26.793	1'35.759	260.9	11:06'31.516
4	3.760	19.415	27.628	18.226	26.924	1'35.953	260.2	11:08'07.469
5	3.767	19.237	27.574	18.162	26.805	1'35.545	260.9	11:09'43.014
6	3.766	23.074	30.527	19.258	7'39.625	8'56.250 P	260.2	11:18'39.264
7	5.629	26.028	31.922	19.607	26.981	1'50.167 P		11:20'29.431
8	3.715	19.175	27.610	18.131	26.771	1'35.402	264.7	11:22'04.833
9	3.726	19.157	27.518	18.243	26.618	1'35.262	263.4	11:23'40.095
10	3.718	19.737	27.978	18.333	26.858	1'36.624	263.4	11:25'16.719
11	3.722	19.151	27.492	18.176	26.899	1'35.440	263.4	11:26'52.159
12	3.733	23.931	30.395	19.091	10'10.654	11'27.804 P	264.1	11:38'19.963
13	5.479	28.678	30.477	21.311	27.789	1'53.734 P		11:40'13.697
14	3.706	19.243	29.614	18.262	26.825	1'37.650	266.0	11:41'51.347
15	3.716	19.116	27.422	18.199	26.748	1'35.201	264.7	11:43'26.548
16	3.728	19.159	27.515	18.210	27.652	1'36.264	264.1	11:45'02.812
17	3.730	24.830	31.473	18.583	5'20.172	6'38.788 P	264.7	11:51'41.600
18	6.189	26.557	32.287	26.846	28.355	2'00.234 P		11:53'41.834
19	3.682	19.090	**27.334**	**18.091**	26.492	**1'34.689**	266.7	11:55'16.523
20	**3.671**	19.274	27.384	18.098	**26.465**	1'34.892	**268.0**	11:56'51.415
21	3.707	19.153	31.521	21.574	27.098	1'43.053	265.4	11:58'34.468

15° 11 C. GAMARINO (1'34.852)

Lap	Seg. 1	Seg. 2	Seg. 3	Seg. 4	Seg. 5	Lap Time	km/h	Local Time
								11:00'31.610
1	5.486	25.445	30.441	19.369	28.122	1'48.863 P	123.4	11:02'20.473
2	3.786	19.768	28.082	18.450	26.919	1'37.005	259.0	11:03'57.478
3	3.712	19.612	27.612	18.271	27.091	1'36.298	261.5	11:05'33.776
4	3.766	19.616	28.086	18.242	28.926	1'38.636	260.2	11:07'12.412
5	3.725	19.198	27.624	18.088	26.901	1'35.536	262.8	11:08'47.948
6	3.744	19.180	27.459	18.897	27.093	1'36.373	262.1	11:10'24.321
7	3.790	19.320	27.687	17.984	28.411	1'37.192	259.0	11:12'01.513
8	3.724	19.257	28.034	18.330	13'26.888	14'36.233 P	263.4	11:26'37.746
9	6.656	24.994	29.012	19.254	28.799	1'48.715 P		11:28'26.461
10	3.782	19.381	27.977	18.090	27.041	1'36.271	259.6	11:30'02.732
11	3.775	20.256	32.595	20.911	30.115	1'47.652	260.2	11:31'50.384
12	3.770	19.619	33.353	19.040	27.109	1'42.891	260.2	11:33'33.275
13	3.767	19.206	27.716	18.153	7'48.987	8'57.829 P	260.2	11:42'31.104
14	5.289	28.329	43.954	18.414	**26.545**	2'02.531 P		11:44'33.635
15	3.695	19.098	27.829	18.272	26.687	1'35.581	**270.0**	11:46'09.216
16	3.718	19.129	**27.400**	**17.873**	26.814	1'34.934	265.4	11:47'44.150
17	3.732	19.570	29.634	19.235	5'50.550	7'02.721 P	261.5	11:54'46.871
18	5.187	24.183	28.547	18.121	26.584	1'42.622 P		11:56'29.493
19	3.712	**18.997**	27.800	17.918	27.310	1'35.737	263.4	11:58'05.230
20	3.763	19.197	27.664	18.041	27.555	1'36.220	260.9	11:59'41.450
21	**3.677**	19.062	27.509	17.973	26.631	**1'34.852**	267.3	12:01'16.302

16° 70 R. MULHAUSER (1'34.887)

Lap	Seg. 1	Seg. 2	Seg. 3	Seg. 4	Seg. 5	Lap Time	km/h	Local Time
								11:00'12.333
1	5.278	23.639	29.152	19.147	27.911	1'45.127 P		11:01'57.460
2	3.814	20.029	28.024	18.662	27.389	1'37.918	257.1	11:03'35.378
3	3.789	19.610	27.580	18.359	26.966	1'36.304	258.4	11:05'11.682
4	3.766	19.453	30.161	18.640	26.939	1'38.959	260.9	11:06'50.641
5	3.779	19.394	27.506	18.383	26.834	1'35.896	259.0	11:08'26.537
6	3.771	19.195	27.588	18.243	26.704	1'35.501	260.2	11:10'02.038
7	3.759	19.261	42.452	19.527	8'02.964	9'27.963 P	261.5	11:19'30.001
8	6.272	23.324	27.877	18.606	27.015	1'43.094 P		11:21'13.095
9	3.782	19.211	27.504	18.367	26.878	1'35.742	259.6	11:22'48.837
10	3.767	19.211	27.606	18.312	2'17.484	3'26.380 P	260.9	11:26'15.217
11	5.674	23.682	28.760	18.723	27.161	1'44.000 P		11:27'59.217
12	3.794	19.344	27.616	18.306	28.122	1'37.182	259.0	11:29'36.399
13	3.794	19.325	38.331	18.755	27.196	1'47.401	258.4	11:31'23.800
14	3.796	19.267	27.575	18.595	26.985	1'36.218	258.4	11:33'00.018
15	3.776	19.359	29.339	19.347	5'47.254	6'59.075 P	260.2	11:39'59.093
16	6.541	27.394	35.136	18.753	26.898	1'54.722 P		11:41'53.815
17	3.715	19.154	27.550	18.216	26.732	1'35.367	265.4	11:43'29.182
18	3.740	19.147	**27.316**	18.233	26.628	1'35.064	262.8	11:45'04.246
19	3.693	19.135	27.323	**18.207**	**26.529**	**1'34.887**	266.7	11:46'39.133
20	**3.671**	22.203	33.501	19.767	4'35.677	5'54.819 P	**267.3**	11:52'33.952
21	5.248	26.687	27.859	18.589	26.735	1'45.118 P		11:54'19.070
22	3.710	19.123	27.436	18.308	26.746	1'35.323	264.1	11:55'54.393
23	3.732	**19.113**	27.392	18.269	26.796	1'35.302	262.1	11:57'29.695
24	3.740	22.858	39.166	18.404	27.066	1'51.234	262.1	11:59'20.929
25	3.761	19.126	27.454	18.405	26.792	1'35.538	260.9	12:00'56.467

17° 65 M. CANDUCCI (1'34.983)

Lap	Seg. 1	Seg. 2	Seg. 3	Seg. 4	Seg. 5	Lap Time	km/h	Local Time
								11:00'45.135
1	5.876	26.276	30.359	19.546	1'20.091	2'42.148 P		11:03'27.283
2	6.116	25.676	28.965	18.306	26.965	1'46.028 P		11:05'13.311
3	3.706	19.288	28.180	18.324	26.824	1'36.322	262.1	11:06'49.633
4	3.718	19.423	27.745	18.118	26.760	1'35.764	262.8	11:08'25.397
5	3.721	19.265	27.874	18.185	26.902	1'35.947	264.1	11:10'01.344
6	3.738	19.652	29.380	18.190	26.890	1'37.850	263.4	11:11'39.194
7	3.682	19.110	27.778	18.012	26.896	1'35.478	267.3	11:13'14.672
8	3.717	19.797	28.399	18.519	8'00.601	9'11.033 P	264.1	11:22'25.705
9	6.426	25.559	29.743	18.896	26.910	1'47.534 P		11:24'13.239
10	3.725	18.956	27.777	**17.958**	26.660	1'35.076	261.5	11:25'48.315
11	3.738	21.337	31.651	19.197	31.212	1'47.135	260.9	11:27'35.450
12	3.741	20.839	28.695	18.682	8'26.888	9'38.845 P	262.1	11:37'14.295
13	6.126	24.867	28.182	18.297	26.874	1'44.346 P		11:38'58.641
14	3.727	19.152	28.004	18.223	26.798	1'35.904	263.4	11:40'34.545
15	3.728	19.360	29.251	18.275	6'50.997	8'01.611 P	262.8	11:48'36.156
16	6.570	24.622	31.526	21.830	27.355	1'51.903 P		11:50'28.059
17	**3.624**	20.406	30.196	18.928	27.054	1'40.208	268.7	11:52'08.267
18	3.718	18.985	27.798	18.022	26.838	1'35.361	264.1	11:53'43.628
19	3.677	**18.898**	**27.584**	18.040	26.784	**1'34.983**	267.3	11:55'18.611
20	3.659	19.077	28.040	18.133	**26.627**	1'35.536	266.0	11:56'54.147
21	3.644	18.939	27.667	18.086	26.647	**1'34.983**	**270.0**	11:58'29.130
22	3.697	19.197	28.060	18.291	27.149	1'36.394	266.0	12:00'05.524

18° 77 K. RYDE (1'35.001)

Lap	Seg. 1	Seg. 2	Seg. 3	Seg. 4	Seg. 5	Lap Time	km/h	Local Time
								11:00'17.993
1	5.957	23.991	29.529	18.891	1'47.729	3'06.097 P	132.4	11:03'24.090
2	5.491	23.657	29.040	18.626	27.371	1'44.185 P		11:05'08.275
3	3.722	19.897	27.976	18.387	27.095	1'37.077	265.4	11:06'45.352
4	3.734	19.396	36.075	18.451	27.088	1'44.744	263.4	11:08'30.096
5	3.709	19.452	27.577	18.264	27.066	1'36.068	264.7	11:10'06.164
6	3.718	19.484	27.775	18.301	26.933	1'36.211	266.0	11:11'42.375
7	3.733	19.342	27.496	18.141	26.997	1'35.709	263.4	11:13'18.084
8	3.734	19.347	27.525	18.166	26.984	1'35.756	264.1	11:14'53.840
9	3.734	22.279	32.857	25.344	33.161	1'57.375	263.4	11:16'51.215
10	3.696	19.877	29.037	18.730	6'00.830	7'12.170 P	263.4	11:24'03.385
11	6.001	24.268	28.392	18.306	28.808	1'45.775 P		11:25'49.160
12	3.744	20.179	28.895	20.747	29.103	1'42.668	261.5	11:27'31.828
13	3.732	19.329	27.407	18.120	26.940	1'35.528	264.1	11:29'07.356
14	3.744	21.653	28.029	18.228	26.928	1'38.582	260.9	11:30'45.938
15	3.703	19.147	27.504	18.065	27.002	1'35.421	265.4	11:32'21.359
16	3.719	20.086	28.570	18.720	8'04.795	9'15.890 P	264.1	11:41'37.249
17	5.800	24.283	28.401	18.464	27.139	1'44.087 P		11:43'21.336
18	3.731	19.546	27.646	20.035	30.891	1'41.849	264.1	11:45'03.185
19	**3.668**	19.452	27.456	18.171	26.925	1'35.672	**270.0**	11:46'38.857
20	3.723	20.891	27.758	18.214	26.888	1'37.474	264.1	11:48'16.331
21	3.702	19.236	27.302	**18.064**	26.739	1'35.043	268.7	11:49'51.374
22	3.701	20.870	28.874	19.059	4'48.486	6'00.990 P	266.0	11:55'52.364
23	6.737	23.431	29.733	20.843	30.141	1'50.885 P		11:57'43.249
24	3.744	19.333	27.335	**18.064**	26.863	1'35.339	262.8	11:59'18.588
25	3.698	**19.143**	**27.284**	18.143	**26.733**	**1'35.001**	266.7	12:00'53.589

19° 26 K. WATANABE (1'35.076)

Lap	Seg. 1	Seg. 2	Seg. 3	Seg. 4	Seg. 5	Lap Time	km/h	Local Time
								11:00'17.031
1	5.737	24.980	34.749	31.962	5'38.613	7'16.041 P		11:07'33.072
2	5.613	25.327	31.008	20.401	28.283	1'50.632 P		11:09'23.704
3	3.889	19.561	28.296	18.329	27.104	1'37.179	249.4	11:11'00.883
4	3.860	19.131	27.673	18.199	27.113	1'35.976	253.5	11:12'36.859
5	3.860	18.998	29.606	19.373	28.045	1'39.882	253.5	11:14'16.741
6	3.815	18.956	28.065	18.271	27.236	1'36.343	257.1	11:15'53.084
7	**3.746**	19.209	27.618	18.133	26.918	1'35.624	**262.1**	11:17'28.708
8	3.859	**18.949**	27.591	18.081	7'48.270	8'56.750 P	254.7	11:26'25.458
9	5.582	24.760	28.318	18.356	27.189	1'44.205 P		11:28'09.663
10	3.851	19.373	27.686	18.150	26.876	1'35.936	254.1	11:29'45.599
11	3.828	19.095	28.076			15'40.737 P	255.3	11:45'26.336
12	5.602	27.294	30.418	18.959	27.323	1'49.596 P		11:47'15.932
13	3.848	19.179	27.703	18.118	26.854	1'35.702	254.1	11:48'51.634
14	3.833	19.073	27.530	18.310	27.083	1'35.829	254.7	11:50'27.463
15	3.840	19.044	27.403	18.076	26.990	1'35.353	255.3	11:52'02.816
16	3.841	19.016	**27.391**	18.087	27.404	1'35.739	254.7	11:53'38.555
17	3.841	18.963	27.451	**18.068**	26.859	1'35.182	255.3	11:55'13.737
18	3.837	18.990	27.417	18.143	**26.689**	**1'35.076**	255.3	11:56'48.813

24/02/2017 **P = Pits In/Out - C = Lap-Time Cancelled**

These data/results cannot be reproduced, stored and/or transmitted in whole or in part by any manner of electronic, mechanical, photocopying, recording, broadcasting or otherwise now known or herein after developed without the previous express consent by the copyright owner, except for reproduction in daily press and regular printed publications on sale to the public within 60 days of the event related to those data/results and always provided that copyright symbol appears together as follows below.
© DORNA WSBK ORGANIZATION Srl 2017

PIRELLI Official Tyre Supplier

TISSOT SWISS WATCHES SINCE 1853 Official Timekeeper

SUPERSPORT FIM WORLD CHAMPIONSHIP

2.5

WorldSSP

102/01

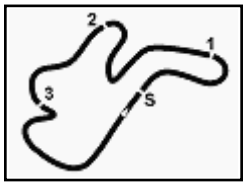

Australian Round, 24-25-26 February 2017

World Supersport - Chronological Analysis Free Practice 1st Session

Phillip Island 4.445 m

19	3.843	18.998	27.458	18.152	26.805	1'35.256	254.7	11:58'24.069
20	3.843	22.818	27.762	18.145	26.968	1'39.536	254.7	12:00'03.605

20° 32 S. MORAIS (1'35.553)

Lap	Seg. 1	Seg. 2	Seg. 3	Seg. 4	Seg. 5	Lap Time	km/h	Local Time
								11:00'41.183
1	8.115	28.365	31.373	19.526	28.929	1'56.308 P		11:02'37.491
2	3.802	20.418	29.246	19.129	1'50.641	3'03.236 P	252.9	11:05'40.727
3	5.207	24.193	28.646	18.675	27.224	1'43.945 P		11:07'24.672
4	3.705	19.800	30.061	19.384	27.536	1'40.486	260.2	11:09'05.158
5	3.736	19.510	27.985	18.552	27.193	1'36.976	257.8	11:10'42.134
6	3.728	19.464	27.918	18.551	26.966	1'36.627	259.6	11:12'18.761
7	**3.662**	19.706	27.977	18.570	27.154	1'37.069	**264.1**	11:13'55.830
8	3.731	19.383	50.132	18.972	27.066	1'59.284	259.6	11:15'55.114
9	3.707	19.294	27.918	18.475	26.930	1'36.324	260.9	11:17'31.438
10	3.716	**19.203**	**27.560**	**18.249**	**26.825**	**1'35.553**	261.5	11:19'06.991

21° 83 L. EPIS (1'35.787)

Lap	Seg. 1	Seg. 2	Seg. 3	Seg. 4	Seg. 5	Lap Time	km/h	Local Time
								11:01'34.336
1	5.408	24.789	29.773	19.162	28.169	1'47.301 P		11:03'21.637
2	3.777	20.041	29.323	19.129	27.812	1'40.082	260.2	11:05'01.719
3	3.773	20.071	28.327	18.490	27.843	1'38.504	260.9	11:06'40.223
4	3.766	19.525	35.703	20.532	4'26.321	5'45.847 P	259.6	11:12'26.070
5	8.917	24.436	29.576	19.275	27.478	1'49.682 P		11:14'15.752
6	3.762	19.516	28.246	18.409	27.247	1'37.180	260.9	11:15'52.932
7	3.780	19.622	28.098	18.304	27.049	1'36.853	259.6	11:17'29.785
8	3.720	19.291	27.751	**18.227**	27.159	1'36.148	264.1	11:19'05.933
9	3.772	19.336	27.651	18.681	5'22.761	6'32.201 P	260.2	11:25'38.134
10	5.467	24.859	34.262	19.457	27.930	1'51.975 P		11:27'30.109
11	3.776	19.549	32.567	19.078	29.346	1'44.316	259.6	11:29'14.425
12	3.761	19.734	28.306	18.885	1'43.470	2'54.156 P	260.9	11:32'08.581
13	7.107	26.666	31.712	18.922	27.922	1'52.329 P		11:34'00.910
14	3.773	19.456	27.915	18.408	27.232	1'36.784	260.2	11:35'37.694
15	3.748	19.553	28.115	19.148	6'50.144	8'00.708 P	262.1	11:43'38.402
16	5.934	24.736	31.841	20.847	29.395	1'52.753 P		11:45'31.155
17	3.753	19.382	28.068	18.412	1'57.683	3'07.298 P	262.1	11:48'38.453
18	5.281	24.126	31.007	21.114	28.048	1'49.576 P		11:50'28.029
19	3.723	19.331	**27.650**	18.248	**26.835**	**1'35.787**	260.2	11:52'03.816
20	3.719	**19.108**	27.883	18.281	27.047	1'36.038	264.1	11:53'39.854
21	3.723	19.128	27.731	18.500	26.866	1'35.948	263.4	11:55'15.802
22	3.750	19.860	30.700	18.778	1'15.524	2'28.612 P	262.1	11:57'44.414
23	5.407	23.521	30.602	19.685	29.775	1'48.990 P		11:59'33.404
24	**3.659**	19.351	27.718	18.997	27.952	1'37.677	**266.7**	12:01'11.081

22° 35 S. HILL (1'36.630)

Lap	Seg. 1	Seg. 2	Seg. 3	Seg. 4	Seg. 5	Lap Time	km/h	Local Time
								11:01'21.531
1	5.234	25.127	30.420	19.614	4'48.564	6'08.959 P		11:07'30.490
2	5.691	25.861	29.327	18.748	28.164	1'47.791 P		11:09'18.281
3	3.761	19.729	38.403	18.571	27.160	1'47.624	261.5	11:11'05.905
4	**3.720**	19.721	28.153	18.546	27.165	1'37.305	**264.1**	11:12'43.210
5	3.764	19.655	28.331	18.425	27.449	1'37.624	260.2	11:14'20.834
6	3.752	**19.523**	31.716	18.857	30.030	1'43.878	261.5	11:16'04.712
7	3.784	19.774	28.343	18.753	27.437	1'38.091	258.4	11:17'42.803
8	3.730	19.797	31.307	19.057	27.231	1'41.122	262.8	11:19'23.925
9	3.800	19.726	28.068	19.474	8'59.373	10'10.441 P	255.9	11:29'34.366
10	7.994	30.608	32.276	23.311	27.800	2'01.989 P		11:31'36.355
11	3.763	19.888	28.264	39.257	27.796	1'58.968	260.9	11:33'35.323
12	3.760	19.524	27.924	18.485	28.202	1'37.895	259.0	11:35'13.218
13	3.765	19.562	28.013	18.596	27.548	1'37.484	260.2	11:36'50.702
14	3.796	19.884	28.298	18.666	27.518	1'38.162	257.8	11:38'28.864
15	3.807	20.020	28.579	18.598	27.386	1'38.390	255.9	11:40'07.254
16	3.817	20.409	39.354	19.651	8'55.946	10'19.177 P	255.9	11:50'26.431
17	7.737	27.266	28.725	18.790	27.588	1'50.106 P		11:52'16.537
18	3.760	19.569	28.093	18.482	27.091	1'36.995	260.9	11:53'53.532
19	3.769	19.615	**27.905**	18.386	27.017	1'36.692	259.6	11:55'30.224
20	3.756	19.676	29.469	18.994	28.298	1'40.193	260.9	11:57'10.417
21	3.782	19.562	27.943	**18.356**	**26.987**	**1'36.630**	259.0	11:58'47.047
22	3.753	19.647	28.025	18.448	27.311	1'37.184	260.2	12:00'24.231

23° 7 D. PIZZOLI (1'37.153)

Lap	Seg. 1	Seg. 2	Seg. 3	Seg. 4	Seg. 5	Lap Time	km/h	Local Time
								11:00'33.407
1	5.244	24.027	30.001	19.511	28.955	1'47.738 P		11:02'21.145
2	3.791	20.276	28.668	18.863	27.664	1'39.262	258.4	11:04'00.407
3	3.772	20.132	28.612	19.284	28.034	1'39.834	260.2	11:05'40.241
4	3.777	20.132	28.572	18.937	30.186	1'41.604	259.6	11:07'21.845
5	3.783	20.002	38.204	19.130	27.542	1'48.661	259.0	11:09'10.506
6	3.793	20.097	28.467	18.898	27.577	1'38.832	257.1	11:10'49.338
7	3.802	20.051	28.431	18.944	27.395	1'38.623	257.8	11:12'27.961
8	3.817	22.040	29.368	19.549	5'12.308	6'27.082 P	255.3	11:18'55.043
9	5.371	23.777	28.862	18.899	30.296	1'47.205 P		11:20'42.248
10	3.786	19.819	28.279	18.709	27.362	1'37.955	259.0	11:22'20.203
11	3.768	19.776	28.249	18.618	27.313	1'37.724	260.2	11:23'57.927
12	3.777	19.748	28.440	18.734	27.657	1'38.356	259.6	11:25'36.283
13	3.798	19.909	28.204	18.804	27.177	1'37.892	258.4	11:27'14.175
14	3.763	19.690	29.473	18.885	27.202	1'39.013	259.6	11:28'53.188
15	3.760	19.803	28.502	18.746	27.472	1'38.283	260.2	11:30'31.471
16	3.798	19.974	28.240	18.715	27.132	1'37.859	257.1	11:32'09.330
17	3.771	19.766	28.261	18.642	27.359	1'37.799	259.6	11:33'47.129
18	3.794	21.580	43.965	19.496	10'42.256	12'11.091 P	257.8	11:45'58.220
19	5.150	23.593	28.955	18.936	29.831	1'46.465 P		11:47'44.685
20	3.761	19.873	28.301	18.568	**27.030**	1'37.533	260.2	11:49'22.218
21	3.797	19.852	**28.027**	18.595	27.118	1'37.389	257.1	11:50'59.607
22	3.775	19.650	37.001	18.675	27.232	1'46.333	259.6	11:52'45.940
23	3.754	19.801	28.179	18.649	27.066	1'37.449	**261.5**	11:54'23.389
24	**3.748**	19.699	28.157	18.790	27.880	1'38.274	**261.5**	11:56'01.663
25	3.772	19.681	28.095	18.570	27.225	1'37.343	259.0	11:57'39.006
26	3.800	19.629	38.960	18.893	27.292	1'48.574	258.4	11:59'27.580
27	3.764	**19.584**	28.108	**18.503**	27.194	**1'37.153**	260.2	12:01'04.733

24° 13 A. WEST (1'37.639)

Lap	Seg. 1	Seg. 2	Seg. 3	Seg. 4	Seg. 5	Lap Time	km/h	Local Time
								11:02'40.367
1	5.728	23.972	32.500	19.983	28.101	1'50.284 P		11:04'30.651
2	3.932	20.082	28.015	**18.584**	**27.026**	**1'37.639**	**248.3**	11:06'08.290

25° 22 M. EDWARDS (1'42.203)

Lap	Seg. 1	Seg. 2	Seg. 3	Seg. 4	Seg. 5	Lap Time	km/h	Local Time
								11:02'02.397
1	6.143	27.693	31.707	20.123	29.149	1'54.815 P		11:03'57.212
2	3.988	21.082	30.133	19.537	**28.289**	1'43.029	245.5	11:05'40.241
3	3.982	20.680	29.735	19.308	28.498	**1'42.203**	242.7	11:07'22.444
4	**3.963**	20.655	30.998	20.114	28.722	1'44.452	243.8	11:09'06.896
5	4.045	20.632	29.793	19.560	28.522	1'42.552	239.5	11:10'49.448
6	4.081	20.794	30.208	19.822	29.160	1'44.065	238.9	11:12'33.513
7	4.090	20.959	30.200	19.756	28.653	1'43.658	237.9	11:14'17.171
8	3.995	20.454	30.341	19.477	28.549	1'42.816	**246.0**	11:15'59.987
9	4.044	20.859	29.834	19.486	28.429	1'42.652	240.0	11:17'42.639
10	4.047	20.572	29.847	19.908	28.435	1'42.809	240.5	11:19'25.448
11	4.053	21.053	29.943	19.582	19'42.342	20'56.973 P	237.9	11:40'22.421
12	6.438	27.795	30.783	19.591	28.654	1'53.261 P		11:42'15.682
13	4.044	**20.382**	**29.481**	**19.262**	29.120	1'42.289	240.5	11:43'57.971
14	4.075	20.639	29.964	19.640	28.754	1'43.072	238.4	11:45'41.043
15	4.060	20.856	30.171	19.639	28.725	1'43.451	238.9	11:47'24.494
16	4.082	20.956	30.547	19.621	28.637	1'43.843	237.9	11:49'08.337
17	4.084	20.685	30.175	19.878	28.805	1'43.627	236.8	11:50'51.964
18	4.080	20.713	30.489	19.761	28.717	1'43.760	235.8	11:52'35.724
19	4.081	20.903	30.251	19.557	28.821	1'43.613	236.8	11:54'19.337
20	4.075	20.685	29.745	19.684	28.631	1'42.820	238.9	11:56'02.157
21	4.024	20.545	29.651	19.583	29.141	1'42.944	240.0	11:57'45.101
22	4.026	20.649	30.161	19.615	28.473	1'42.924	241.1	11:59'28.025
23	4.029	20.697	30.485	19.812	28.760	1'43.783	241.1	12:01'11.808

24/02/2017 **P = Pits In/Out - C = Lap-Time Cancelled**

These data/results cannot be reproduced, stored and/or transmitted in whole or in part by any manner of electronic, mechanical, photocopying, recording, broadcasting or otherwise now known or herein after developed without the previous express consent by the copyright owner, except for reproduction in daily press and regular printed publications on sale to the public within 60 days of the event related to those data/results and always provided that copyright symbol appears together as follows below.
© DORNA WSBK ORGANIZATION Srl 2017

PIRELLI Official Tyre Supplier

TISSOT SWISS WATCHES SINCE 1853 Official Timekeeper