SUPERSPORT FIM WORLD CHAMPIONSHIP

3.5

WorldSSP

102/01

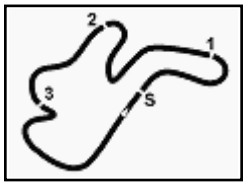

Australian Round, 24-25-26 February 2017

World Supersport - Chronological Analysis Free Practice 2nd Session

Phillip Island 4.445 m

1° 99 P. JACOBSEN (1'33.318)

Lap	Seg. 1	Seg. 2	Seg. 3	Seg. 4	Seg. 5	Lap Time	km/h	Local Time
								15:46'08.800
1	7.954	27.824	29.483	18.489	26.968	1'50.718 P		15:47'59.518
2	3.758	19.448	27.318	17.955	26.242	1'34.721	260.2	15:49'34.239
3	3.722	19.362	27.307	17.846	26.105	1'34.342	264.1	15:51'08.581
4	3.717	19.139	28.824	18.053	26.425	1'36.158	262.8	15:52'44.739
5	3.729	19.292	27.367	17.856	26.463	1'34.707	263.4	15:54'19.446
6	3.723	19.394	27.542	18.246	26.727	1'35.632	263.4	15:55'55.078
7	3.716	20.760	30.259	19.415	8'42.743	9'56.893 P	266.0	16:05'51.971
8	7.102	30.159	32.863	18.971	26.852	1'55.947 P		16:07'47.918
9	3.712	19.284	27.109	17.830	25.980	1'33.915	261.5	16:09'21.833
10	3.708	19.106	27.197	**17.755**	**25.937**	1'33.703	266.7	16:10'55.536
11	3.704	18.982	26.976	17.823	26.055	1'33.540	264.7	16:12'29.076
12	**3.682**	**18.929**	27.223	17.887	26.225	1'33.946	**267.3**	16:14'03.022
13	3.708	22.142	31.436	18.300	9'01.174	10'16.760 P	265.4	16:24'19.782
14	7.449	31.256	35.182	23.321	6'23.664	8'00.872 P		16:32'20.654
15	7.753	25.308	29.041	19.248	28.259	1'49.609 P		16:34'10.263
16	4.009	24.381	29.433	19.308	26.780	1'43.911	244.3	16:35'54.174
17	3.722	19.253	27.668	18.134	26.143	1'34.920	261.5	16:37'29.094
18	3.694	19.885	28.071	18.482	7'30.925	8'41.057 P	265.4	16:46'10.151
19	6.730	24.232	28.153	18.243	26.378	1'43.736 P		16:47'53.887
20	3.712	19.067	27.155	17.905	26.059	1'33.898	264.1	16:49'27.785
21	3.698	18.969	**26.939**	17.773	25.939	**1'33.318**	265.4	16:51'01.103

2° 16 J. CLUZEL (1'33.467)

Lap	Seg. 1	Seg. 2	Seg. 3	Seg. 4	Seg. 5	Lap Time	km/h	Local Time
								15:45'53.148
1	5.523	22.835	29.253	19.815	32.243	1'49.669 P		15:47'42.817
2	3.761	19.379	27.506	18.174	26.845	1'35.665	261.5	15:49'18.482
3	3.745	19.105	27.335	18.084	26.646	1'34.915	262.8	15:50'53.397
4	3.730	19.031	27.562	21.243	28.371	1'39.937	264.1	15:52'33.334
5	3.675	19.158	33.824	18.911	27.025	1'42.593	268.7	15:54'15.927
6	3.701	19.211	27.473	19.202	18'50.283	19'59.870 P	265.4	16:14'15.797
7	5.710	25.927	29.742	18.801	27.662	1'47.842 P		16:16'03.639
8	3.725	19.131	30.942	23.514	26.995	1'44.307	264.1	16:17'47.946
9	3.726	18.960	42.191	21.393	32.069	1'58.339	264.7	16:19'46.285
10	3.693	**18.875**	27.230	18.088	26.450	1'34.336	266.0	16:21'20.621
11	**3.629**	18.971	27.171	17.912	26.607	1'34.290	268.0	16:22'54.911
12	3.714	19.047	30.601	18.519	9'36.206	10'48.087 P	265.4	16:33'42.998
13	5.536	22.214	28.213	19.124	27.041	1'42.128 P		16:35'25.126
14	3.741	19.193	27.426	18.227	26.635	1'35.222	263.4	16:37'00.348
15	3.717	19.026	27.220	18.052	3'03.013	4'11.028 P	264.7	16:41'11.376
16	5.575	30.143	45.688	19.798	37.354	2'18.558 P		16:43'29.934
17	3.657	18.917	**26.913**	**17.835**	**26.145**	**1'33.467**	269.3	16:45'03.401
18	3.648	18.931	27.029	17.977	26.392	1'33.977	**271.4**	16:46'37.378
19	3.694	18.994	27.937	19.535	28.335	1'38.495	266.0	16:48'15.873
20	3.688	18.977	27.305	17.993	26.452	1'34.415	266.7	16:49'50.288

3° 64 F. CARICASULO (1'33.602)

Lap	Seg. 1	Seg. 2	Seg. 3	Seg. 4	Seg. 5	Lap Time	km/h	Local Time
								15:45'26.271
1	5.582	23.455	28.104	18.214	26.781	1'42.136 P		15:47'08.407
2	**3.646**	19.299	27.519	18.302	26.956	1'35.722	269.3	15:48'44.129
3	3.719	18.989	27.232	18.220	27.327	1'35.487	265.4	15:50'19.616
4	3.730	19.003	27.071	17.990	26.599	1'34.393	264.1	15:51'54.009
5	3.712	19.029	27.116	17.951	26.231	1'34.039	267.3	15:53'28.048
6	3.683	19.220	43.165	18.827	3'51.524	5'16.419 P	267.3	15:58'44.467
7	5.544	24.562	28.005	19.085	27.428	1'44.624 P		16:00'29.091
8	3.718	19.537	27.222	18.133	26.403	1'35.013	264.7	16:02'04.104
9	3.712	18.901	27.170	18.070	26.505	1'34.358	264.7	16:03'38.462
10	3.700	18.988	27.455	18.028	41.058	1'49.229	266.7	16:05'27.691
11	3.698	19.081	27.066	18.148	26.415	1'34.408	265.4	16:07'02.099
12	3.685	19.008	27.226	18.085	26.469	1'34.473	266.0	16:08'36.572
13	3.723	20.242	28.128	18.982	6'51.740	8'02.815 P	263.4	16:16'39.387
14	7.685	25.080	27.719	18.221	26.472	1'45.177 P		16:18'24.564
15	3.702	18.989	27.121	17.975	26.228	1'34.015	262.1	16:19'58.579
16	3.710	**18.821**	27.017	**17.883**	**26.171**	**1'33.602**	264.1	16:21'32.181
17	3.670	19.254	36.356	18.182	26.908	1'44.370	266.7	16:23'16.551
18	3.681	19.044	27.158	18.141	26.655	1'34.679	265.4	16:24'51.230
19	3.705	18.972	41.975	24.266	5'03.570	6'32.488 P	265.4	16:31'23.718
20	5.619	24.498	27.992	18.475	26.987	1'43.571 P		16:33'07.289
21	3.675	19.224	27.632	18.347	26.756	1'35.634	268.0	16:34'42.923
22	3.704	19.029	27.114	18.072	26.319	1'34.238	266.0	16:36'17.161
23	3.688	18.940	27.187	18.381	26.325	1'34.521	266.0	16:37'51.682
24	3.686	19.398	28.123	18.491	26.538	1'36.236	266.7	16:39'27.918
25	3.683	19.034	27.121	17.955	26.718	1'34.511	268.0	16:41'02.429
26	3.695	19.142	27.077	17.968	26.306	1'34.188	266.0	16:42'36.617
27	3.693	19.580	27.320	18.586	1'29.498	2'38.677 P	**270.0**	16:45'15.294
28	7.115	24.712	27.707	18.374	26.684	1'44.592 P		16:46'59.886
29	3.690	19.027	27.275	18.134	26.341	1'34.467	267.3	16:48'34.353
30	3.679	18.828	**26.963**	18.027	26.217	1'33.714	266.0	16:50'08.067

4° 44 R. ROLFO (1'33.758)

Lap	Seg. 1	Seg. 2	Seg. 3	Seg. 4	Seg. 5	Lap Time	km/h	Local Time
								15:45'51.207
1	5.920	22.567	29.463	22.715	28.162	1'48.827 P		15:47'40.034
2	3.779	20.866	31.770	18.241	26.746	1'41.402	259.0	15:49'21.436
3	3.755	18.912	27.257	17.971	26.609	1'34.504	262.1	15:50'55.940
4	3.784	18.944	27.282	17.940	26.356	1'34.306	258.4	15:52'30.246
5	3.744	19.583	35.687	18.278	29.066	1'46.358	262.8	15:54'16.604
6	3.737	19.018	27.372	18.058	26.477	1'34.662	261.5	15:55'51.266
7	3.800	18.995	27.501	18.099	11'56.619	13'05.014 P	256.5	16:08'56.280
8	5.086	23.423	31.099	21.908	26.736	1'48.252 P		16:10'44.532
9	3.761	18.999	27.286	17.974	26.270	1'34.290	262.1	16:12'18.822
10	3.732	18.821	27.230	17.820	26.160	1'33.763	262.1	16:13'52.585
11	3.697	19.245	27.437	17.923	26.481	1'34.783	264.7	16:15'27.368
12	3.706	18.814	27.158	17.848	26.388	1'33.914	264.1	16:17'01.282
13	3.790	21.041	27.703	18.108	15'17.964	16'28.606 P	257.1	16:33'29.888
14	5.531	22.910	29.784	19.647	27.157	1'45.029 P		16:35'14.917
15	3.798	19.390	29.554	18.202	26.376	1'37.320	258.4	16:36'52.237
16	3.761	**18.750**	27.195	17.811	26.241	**1'33.758**	260.2	16:38'25.995
17	3.739	18.855	27.152	**17.798**	26.426	1'33.970	263.4	16:39'59.965
18	3.761	21.687	29.644	24.842	29.910	1'49.844	258.4	16:41'49.809
19	3.806	22.859	28.245	17.967	26.317	1'39.194	259.6	16:43'29.003
20	3.735	18.952	**27.116**	17.818	26.396	1'34.017	260.9	16:45'03.020
21	3.755	19.940	27.204	17.827	**26.102**	1'34.828	260.2	16:46'37.848
22	**3.647**	18.794	27.128	17.871	26.329	1'33.769	**267.3**	16:48'11.617
23	3.779	21.937	30.145	17.994	26.315	1'40.170	259.6	16:49'51.787

5° 78 H. OKUBO (1'33.796)

Lap	Seg. 1	Seg. 2	Seg. 3	Seg. 4	Seg. 5	Lap Time	km/h	Local Time
								15:45'21.076
1	5.917	23.732	28.608	18.475	26.964	1'43.696 P		15:47'04.772
2	3.717	19.150	29.290	19.622	28.937	1'40.716	264.1	15:48'45.488
3	3.715	19.590	28.258	18.420	26.923	1'36.906	264.7	15:50'22.394
4	3.718	19.086	27.256			18'53.253 P	264.7	16:09'15.647
5	6.740	26.548	29.623	23.426	32.261	1'58.598 P		16:11'14.245
6	3.716	18.868	27.327	18.035	26.703	1'34.649	264.7	16:12'48.894
7	3.713	18.970	27.176	17.973	26.781	1'34.613	265.4	16:14'23.507
8	3.694	19.175	27.785	18.440	5'54.146	7'03.240 P	266.7	16:21'26.747
9	6.432	23.515	29.190	20.363	31.180	1'50.680 P		16:23'17.427
10	3.717	18.899	27.283	17.969	26.527	1'34.395	264.1	16:24'51.822
11	3.690	18.983	29.375	21.834	13'19.075	14'32.957 P	266.0	16:39'24.779
12	6.014	23.202	28.411	18.093	26.426	1'42.146 P		16:41'06.925
13	3.726	18.839	27.126	17.972	26.376	1'34.039	264.7	16:42'40.964
14	3.708	**18.755**	**27.027**	**17.917**	26.389	**1'33.796**	264.7	16:44'14.760
15	3.710	18.861	38.708	20.485	30.387	1'52.151	264.1	16:46'06.911
16	3.730	19.016	40.198	18.111	26.519	1'47.574	263.4	16:47'54.485
17	3.671	18.790	27.148	17.986	26.447	1'34.042	267.3	16:49'28.527
18	**3.670**	18.818	27.050	17.989	**26.343**	1'33.870	**268.0**	16:51'02.397

6° 25 A. BALDOLINI (1'33.940)

Lap	Seg. 1	Seg. 2	Seg. 3	Seg. 4	Seg. 5	Lap Time	km/h	Local Time
								15:46'02.873
1	5.893	25.082	30.409	18.685	27.257	1'47.326 P		15:47'50.199
2	3.761	19.308	27.572	18.408	26.626	1'35.675	260.9	15:49'25.874
3	3.726	19.043	27.606	18.100	26.800	1'35.275	264.1	15:51'01.149
4	3.773	19.095	27.462	18.071	26.589	1'34.990	259.6	15:52'36.139
5	3.714	19.008	36.867	18.240	26.474	1'44.303	264.1	15:54'20.442
6	3.693	19.011	27.510	18.137	26.517	1'34.868	265.4	15:55'55.310
7	3.646	19.461	27.453	18.011	26.661	1'35.232	270.7	15:57'30.542
8	3.767	20.637	28.596	18.891	10'43.689	11'55.580 P	260.2	16:09'26.122
9	5.893	24.055	29.537	20.116	27.033	1'46.634 P		16:11'12.756
10	3.743	19.036	27.438	18.080	26.531	1'34.828	262.1	16:12'47.584
11	3.746	19.013	27.471	18.057	26.447	1'34.734	263.4	16:14'22.318
12	3.702	21.053	28.172	18.393	22'03.234	23'14.554 P	265.4	16:37'36.872
13	7.036	26.368	30.682	20.895	26.694	1'51.675 P		16:39'28.547
14	3.642	**18.755**	27.622	17.924	26.354	1'34.297	271.4	16:41'02.844
15	**3.608**	19.081	27.328	**17.760**	**26.163**	**1'33.940**	**274.1**	16:42'36.784
16	3.635	19.089	**27.225**	17.855	26.661	1'34.465	270.0	16:44'11.249
17	3.714	18.938	27.387	18.037	26.409	1'34.485	264.1	16:45'45.734
18	3.739	22.430	30.573	24.034	31.811	1'52.587	262.8	16:47'38.321
19	3.751	21.813	27.671	18.290	26.371	1'37.896	260.9	16:49'16.217
20	3.695	18.949	28.110	18.182	27.085	1'36.021	266.7	16:50'52.238

24/02/2017 **P = Pits In/Out - C = Lap-Time Cancelled**

These data/results cannot be reproduced, stored and/or transmitted in whole or in part by any manner of electronic, mechanical, photocopying, recording, broadcasting or otherwise now known or herein after developed without the previous express consent by the copyright owner, except for reproduction in daily press and regular printed publications on sale to the public within 60 days of the event related to those data/results and always provided that copyright symbol appears together as follows below.
© DORNA WSBK ORGANIZATION Srl 2017

PIRELLI Official Tyre Supplier
TISSOT SWISS WATCHES SINCE 1853 Official Timekeeper

SUPERSPORT FIM WORLD CHAMPIONSHIP

3.5

WorldSSP

102/01

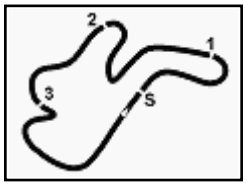

Phillip Island 4.445 m

Australian Round, 24-25-26 February 2017

World Supersport - Chronological Analysis Free Practice 2nd Session

7° 4 G. REA (1'33.948)

Lap	Seg. 1	Seg. 2	Seg. 3	Seg. 4	Seg. 5	Lap Time	km/h	Local Time
								15:45'11.281
1	6.767	24.087	31.685	20.837	28.259	1'51.635 P		15:47'02.916
2	3.876	20.107	28.618	18.704	27.550	1'38.855	254.1	15:48'41.771
3	3.855	19.889	29.035	18.186	27.104	1'38.069	255.3	15:50'19.840
4	3.778	19.116	27.401	18.010	26.494	1'34.799	260.9	15:51'54.639
5	3.788	19.028	27.362	17.903	26.296	1'34.377	259.6	15:53'29.016
6	3.705	19.100	27.566	17.969	9'13.834	10'22.174 P	**265.4**	16:03'51.190
7	6.526	26.007	30.023	18.971	27.613	1'49.140 P		16:05'40.330
8	3.838	19.517	28.143	18.275	27.183	1'36.956	255.3	16:07'17.286
9	3.844	19.316	27.457	18.062	26.859	1'35.538	255.3	16:08'52.824
10	3.842	19.422	27.466	17.985	26.732	1'35.447	255.3	16:10'28.271
11	3.843	19.927	28.372	18.636	8'39.890	9'50.668 P	255.9	16:20'18.939
12	6.158	23.881	28.135	18.494	27.351	1'44.019 P		16:22'02.958
13	3.821	19.212	27.871	18.145	26.918	1'35.967	256.5	16:23'38.925
14	3.835	19.221	27.662	18.031	26.603	1'35.352	255.9	16:25'14.277
15	3.822	19.683	30.387	19.990	9'36.068	10'49.950 P	256.5	16:36'04.227
16	6.579	26.759	28.776	19.259	26.249	1'47.622 P		16:37'51.849
17	3.708	19.318	28.186	18.513	26.582	1'36.307	263.4	16:39'28.156
18	**3.704**	18.930	27.660	17.894	**26.217**	1'34.405	**265.4**	16:41'02.561
19	3.722	19.550	27.790	18.013	26.924	1'35.999	262.8	16:42'38.560
20	3.742	**18.878**	27.227	17.828	26.461	1'34.136	262.1	16:44'12.696
21	3.759	18.949	**27.175**	**17.823**	26.242	**1'33.948**	260.9	16:45'46.644
22	3.767	19.449	33.168	24.487	33.067	1'53.938	261.5	16:47'40.582
23	3.748	19.042	27.324	17.934	26.744	1'34.792	260.9	16:49'15.374
24	3.816	19.588	28.616	18.485	27.253	1'37.758	257.1	16:50'53.132

8° 81 L. STAPLEFORD (1'33.949)

Lap	Seg. 1	Seg. 2	Seg. 3	Seg. 4	Seg. 5	Lap Time	km/h	Local Time
								15:45'59.031
1	5.371	26.134	28.880	18.350	26.910	1'45.645 P		15:47'44.676
2	3.762	19.218	28.005	18.301	26.814	1'36.100	260.2	15:49'20.776
3	3.778	19.112	27.501	18.139	26.868	1'35.398	259.0	15:50'56.174
4	3.704	19.198	27.456	18.050	26.525	1'34.933	262.8	15:52'31.107
5	**3.700**	19.134	27.432	18.258	27.055	1'35.579	**265.4**	15:54'06.686
6	3.778	20.145	37.781	18.838	8'53.037	10'13.579 P	257.1	16:04'20.265
7	7.387	25.947	29.237	18.951	26.705	1'48.227 P		16:06'08.492
8	3.768	19.175	27.537	18.053	26.574	1'35.107	259.6	16:07'43.599
9	3.781	19.170	27.259	18.056	26.506	1'34.772	259.0	16:09'18.371
10	3.774	19.138	27.404	18.075	26.531	1'34.922	259.0	16:10'53.293
11	3.772	19.088	27.357	18.105	26.558	1'34.880	259.0	16:12'28.173
12	3.754	19.150	27.359	18.032	26.596	1'34.891	260.2	16:14'03.064
13	3.753	19.412	27.477	18.109	26.565	1'35.316	259.6	16:15'38.380
14	3.754	19.116	27.471	18.012	26.514	1'34.867	260.9	16:17'13.247
15	3.755	19.036	27.332	17.954	26.390	1'34.467	260.9	16:18'47.714
16	3.743	19.078	27.282	17.981	26.439	1'34.523	260.9	16:20'22.237
17	3.748	20.193	29.203	19.474	13'45.236	14'57.854 P	260.9	16:35'20.091
18	5.736	27.149	29.757	18.921	26.561	1'48.124 P		16:37'08.215
19	3.745	18.995	27.249	17.914	26.349	1'34.252	260.9	16:38'42.467
20	3.743	**18.872**	**27.201**	**17.901**	**26.232**	**1'33.949**	261.5	16:40'16.416
21	3.755	19.040	27.454	17.957	26.375	1'34.581	260.9	16:41'50.997
22	3.704	18.993	27.473	18.067	26.724	1'34.961	264.7	16:43'25.958
23	4.268	23.345	33.340	19.239	2'27.847	3'48.039 P	208.9	16:47'13.997

9° 111 K. SMITH (1'34.015)

Lap	Seg. 1	Seg. 2	Seg. 3	Seg. 4	Seg. 5	Lap Time	km/h	Local Time
								15:47'35.423
1	6.552	28.352	28.563	18.600	26.983	1'49.050 P		15:49'24.473
2	3.685	20.057	27.844	18.152	27.036	1'36.774	266.7	15:51'01.247
3	3.709	19.301	27.463	18.080	26.547	1'35.100	264.7	15:52'36.347
4	**3.629**	19.049	27.672	18.377	26.634	1'35.361	**270.7**	15:54'11.708
5	3.692	19.094	27.136	17.950	26.790	1'34.662	265.4	15:55'46.370
6	3.730	19.001	27.139	17.982	26.725	1'34.577	264.1	15:57'20.947
7	3.738	19.474	27.843	18.656	13'13.160	14'22.871 P	263.4	16:11'43.818
8	6.080	26.940	28.103	18.651	26.917	1'46.691 P		16:13'30.509
9	3.737	19.071	27.273	20.059	5'36.175	6'46.315 P	263.4	16:20'16.824
10	5.454	25.095	28.113	18.426	26.635	1'43.723 P		16:22'00.547
11	3.724	19.024	**27.105**	18.048	26.571	1'34.472	264.1	16:23'35.019
12	3.739	**18.919**	27.158	17.913	26.527	1'34.256	262.1	16:25'09.275
13	3.713	19.698	32.593	21.410	10'42.904	12'00.318 P	264.7	16:37'09.593
14	5.451	24.749	28.057	18.315	26.609	1'43.181 P		16:38'52.774
15	3.704	18.976	27.139	**17.821**	26.375	**1'34.015**	266.0	16:40'26.789
16	3.712	19.086	27.146	17.850	26.476	1'34.270	264.1	16:42'01.059
17	3.737	19.034	27.141	17.954	26.551	1'34.417	264.1	16:43'35.476
18	3.708	19.035	27.173	18.008	**26.277**	1'34.201	265.4	16:45'09.677
19	3.688	19.826	28.706	18.827	1'50.051	3'01.098 P	268.0	16:48'10.775
20	5.531	24.619	28.057	18.133	26.642	1'42.982 P		16:49'53.757

10° 65 M. CANDUCCI (1'34.032)

Lap	Seg. 1	Seg. 2	Seg. 3	Seg. 4	Seg. 5	Lap Time	km/h	Local Time
								15:45'26.531
1	5.519	23.484	28.509	18.131	26.805	1'42.448 P		15:47'08.979
2	3.655	19.256	28.005	18.059	26.535	1'35.510	270.0	15:48'44.489
3	3.612	19.264	28.540	18.085	26.484	1'35.985	263.4	15:50'20.474
4	3.617	19.297	28.170	18.037	26.624	1'35.745	269.3	15:51'56.219
5	3.649	19.089	28.058	18.548	5'44.846	6'54.190 P	270.0	15:58'50.409
6	6.021	23.537	28.269	18.378	27.011	1'43.216 P		16:00'33.625
7	3.730	19.131	28.228	18.253	6'05.084	7'14.426 P	264.1	16:07'48.051
8	6.882	25.789	29.834	19.125	26.843	1'48.473 P		16:09'36.524
9	3.736	18.865	27.854	18.145	26.732	1'35.332	260.9	16:11'11.856
10	3.733	19.162	27.753	17.991	26.589	1'35.228	264.1	16:12'47.084
11	3.756	19.084	27.699	17.995	26.732	1'35.266	260.2	16:14'22.350
12	3.740	19.502	29.538	18.299	7'03.297	8'14.376 P	263.4	16:22'36.726
13	7.442	27.890	33.043	19.603	27.477	1'55.455 P		16:24'32.181
14	3.732	19.023	29.113	25.992	5'08.876	6'26.736 P	263.4	16:30'58.917
15	9.220	32.090	33.649	23.298	29.444	2'07.701 P		16:33'06.618
16	3.750	19.720	28.524	18.205	26.437	1'36.636	262.1	16:34'43.254
17	3.698	19.210	27.627	17.841	26.303	1'34.679	264.1	16:36'17.933
18	3.632	18.898	27.536	17.856	**26.146**	1'34.068	268.0	16:37'52.001
19	**3.568**	18.889	27.804	17.894	26.688	1'34.843	274.8	16:39'26.844
20	3.719	19.185	28.541	17.927	26.513	1'35.885	265.4	16:41'02.729
21	3.584	19.091	27.851	17.837	26.519	1'34.882	**276.2**	16:42'37.611
22	3.667	19.062	27.568	18.222	3'10.212	4'18.731 P	268.0	16:46'56.342
23	5.790	22.528	28.056	17.809	26.453	1'40.636 P		16:48'36.978
24	3.699	**18.780**	**27.472**	**17.723**	26.358	**1'34.032**	264.1	16:50'11.010

11° 11 C. GAMARINO (1'34.207)

Lap	Seg. 1	Seg. 2	Seg. 3	Seg. 4	Seg. 5	Lap Time	km/h	Local Time
								15:45'19.291
1	6.308	24.332	30.591	18.932	29.556	1'49.719 P		15:47'09.010
2	3.691	19.537	27.930	18.367	27.996	1'37.521	**270.7**	15:48'46.531
3	3.715	19.459	27.620	18.160	27.657	1'36.611	264.1	15:50'23.142
4	3.730	19.329	27.554	18.223	27.081	1'35.917	260.9	15:51'59.059
5	3.753	19.350	27.705	18.050	27.402	1'36.260	261.5	15:53'35.319
6	3.760	19.288	27.858	18.355	27.055	1'36.316	261.5	15:55'11.635
7	3.779	19.911	29.040	18.616	12'38.622	13'49.968 P	259.6	16:09'01.603
8	4.824	23.400	28.850	18.116	26.921	1'42.111 P		16:10'43.714
9	3.750	19.061	27.262	17.864	26.527	1'34.464	260.2	16:12'18.178
10	3.724	19.047	**27.137**	**17.836**	26.463	**1'34.207**	262.1	16:13'52.385
11	3.731	19.232	27.250	17.960	26.772	1'34.945	260.2	16:15'27.330
12	3.723	19.194	27.207	17.932	26.867	1'34.923	263.4	16:17'02.253
13	3.725	19.097	27.163	17.891	26.501	1'34.377	260.2	16:18'36.630
14	3.723	19.095	27.324	17.932	26.598	1'34.672	262.1	16:20'11.302
15	3.687	19.082	27.596	17.997	26.639	1'35.001	264.1	16:21'46.303
16	3.712	19.578	30.198	19.079	20'09.488	21'22.055 P	262.1	16:43'08.358
17	6.565	24.317	32.492	19.650	32.076	1'55.100 P		16:45'03.458
18	3.724	19.097	27.256	17.900	26.350	1'34.327	265.4	16:46'37.785
19	3.682	18.988	27.414	17.867	**26.264**	1'34.215	268.0	16:48'12.000
20	**3.677**	**18.855**	29.524	18.345	28.181	1'38.582	266.0	16:49'50.582

12° 10 N. CALERO (1'34.237)

Lap	Seg. 1	Seg. 2	Seg. 3	Seg. 4	Seg. 5	Lap Time	km/h	Local Time
								15:45'26.724
1	5.485	23.582	29.260	18.419	26.878	1'43.624 P		15:47'10.348
2	3.707	19.189	27.355	18.169	26.751	1'35.171	266.0	15:48'45.519
3	3.663	19.136	27.761	18.088	26.670	1'35.318	266.7	15:50'20.837
4	3.685	19.074	27.453	18.123	26.740	1'35.075	268.0	15:51'55.912
5	3.705	19.064	27.377	**17.972**	26.663	1'34.781	266.7	15:53'30.693
6	3.705	19.201	29.981	18.831	5'41.784	6'53.502 P	266.7	16:00'24.195
7	5.395	25.569	31.064	18.635	27.131	1'47.794 P		16:02'11.989
8	3.752	19.258	27.602	18.357	26.986	1'35.955	262.1	16:03'47.944
9	3.764	21.276	31.716	19.552	5'30.895	6'47.203 P	262.1	16:10'35.147
10	5.379	22.898	31.746	18.055	26.560	1'44.638 P		16:12'19.785
11	3.685	**18.916**	27.169	18.016	**26.451**	**1'34.237**	267.3	16:13'54.022
12	3.698	19.119	**27.121**	18.074	26.610	1'34.622	267.3	16:15'28.644
13	3.713	18.996	38.497	18.287	27.143	1'46.636	266.7	16:17'15.280
14	3.776	21.491	32.548	19.203	5'49.341	7'06.359 P	262.1	16:24'21.639
15	6.166	28.696	35.780	24.415	5'14.652	6'49.709 P		16:31'11.348
16	5.504	26.697	32.635	23.419	28.722	1'56.977 P		16:33'08.325
17	3.668	19.147	27.701	18.194	26.464	1'35.174	270.0	16:34'43.499
18	**3.596**	19.303	27.498	18.197	26.656	1'35.250	**276.2**	16:36'18.749
19	3.678	19.020	27.416	18.352	2'21.558	3'30.024 P	268.7	16:39'48.773
20	6.125	23.524	34.057	24.622	29.461	1'57.789 P		16:41'46.562
21	3.804	19.654	30.966	18.797	26.496	1'39.717	259.6	16:43'26.279
22	3.710	19.162	36.767	18.026	26.459	1'44.124	263.4	16:45'10.403
23	3.674	19.496	29.075	18.713	1'49.766	3'00.724 P	268.7	16:48'11.127
24	5.795	24.245	28.045	18.200	26.487	1'42.772 P		16:49'53.899

24/02/2017 **P = Pits In/Out - C = Lap-Time Cancelled**

These data/results cannot be reproduced, stored and/or transmitted in whole or in part by any manner of electronic, mechanical, photocopying, recording, broadcasting or otherwise now known or herein after developed without the previous express consent by the copyright owner, except for reproduction in daily press and regular printed publications on sale to the public within 60 days of the event related to those data/results and always provided that copyright symbol appears together as follows below.
© DORNA WSBK ORGANIZATION Srl 2017

PIRELLI Official Tyre Supplier

TISSOT SWISS WATCHES SINCE 1853 Official Timekeeper

SUPERSPORT FIM WORLD CHAMPIONSHIP

3.5

WorldSSP

102/01

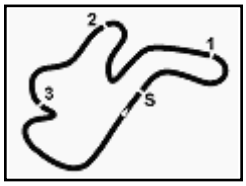

Australian Round, 24-25-26 February 2017

World Supersport - Chronological Analysis Free Practice 2nd Session

Phillip Island 4.445 m

13° 41 A. WAGNER (1'34.271)

Lap	Seg. 1	Seg. 2	Seg. 3	Seg. 4	Seg. 5	Lap Time	km/h	Local Time
								15:47'41.416
1	5.650	22.649	28.988	18.486	27.112	1'42.885 P		15:49'24.301
2	3.754	19.782	27.895	18.267	27.150	1'36.848	263.4	15:51'01.149
3	3.815	19.440	27.549	18.102	26.572	1'35.478	253.5	15:52'36.627
4	**3.617**	19.127	27.691	18.256	26.692	1'35.383	270.0	15:54'12.010
5	3.647	19.197	27.596	18.053	26.795	1'35.288	269.3	15:55'47.298
6	3.701	19.229	27.637	18.189	26.868	1'35.624	266.0	15:57'22.922
7	3.722	19.520	29.852	18.606	13'50.122	15'01.822 P	265.4	16:12'24.744
8	6.236	22.330	27.931	18.266	27.197	1'41.960 P		16:14'06.704
9	3.740	19.435	27.663	18.192	26.920	1'35.950	264.1	16:15'42.654
10	3.731	19.198	27.677	18.247	27.005	1'35.858	264.1	16:17'18.512
11	3.725	19.625	33.377	18.661	27.934	1'43.322	264.7	16:19'01.834
12	3.757	19.358	27.635	18.448	15'01.291	16'10.489 P	262.1	16:35'12.323
13	7.116	24.089	33.309	18.360	26.861	1'49.735 P		16:37'02.058
14	3.738	19.114	27.379	18.039	26.677	1'34.947	257.1	16:38'37.005
15	3.712	22.936	29.988	18.044	26.518	1'41.198	265.4	16:40'18.203
16	3.727	19.126	27.549	17.920	26.561	1'34.883	250.6	16:41'53.086
17	3.724	19.074	**27.367**	18.010	26.594	1'34.769	255.9	16:43'27.855
18	3.708	19.083	29.240	17.867	26.384	1'36.282	265.4	16:45'04.137
19	3.628	19.078	27.452	**17.842**	**26.271**	**1'34.271**	270.7	16:46'38.408
20	3.626	18.924	27.912	18.011	26.497	1'34.970	**271.4**	16:48'13.378
21	3.675	**18.908**	27.559	18.001	26.755	1'34.898	268.0	16:49'48.276

14° 144 L. MAHIAS (1'34.413)

Lap	Seg. 1	Seg. 2	Seg. 3	Seg. 4	Seg. 5	Lap Time	km/h	Local Time
								15:46'36.235
1	5.474	22.994	28.682	18.441	27.072	1'42.663 P		15:48'18.898
2	3.776	19.189	27.578	18.050	26.696	1'35.289	260.9	15:49'54.187
3	3.739	19.052	27.309	17.980	26.505	1'34.585	263.4	15:51'28.772
4	3.721	18.925	27.391	18.005	26.526	1'34.568	264.7	15:53'03.340
5	3.723	19.518	30.259	19.036	11'28.886	12'41.422 P	263.4	16:05'44.762
6	6.191	27.565	28.855	18.689	27.075	1'48.375 P		16:07'33.137
7	3.771	19.062	27.334	18.387	26.840	1'35.394	259.6	16:09'08.531
8	3.745	**18.924**	27.346	17.970	26.473	1'34.458	262.1	16:10'42.989
9	3.737	19.047	27.290	17.982	26.653	1'34.709	262.8	16:12'17.698
10	3.766	18.987	27.304	18.005	26.618	1'34.680	260.9	16:13'52.378
11	3.742	19.049	**27.167**	17.953	26.710	1'34.621	260.9	16:15'26.999
12	3.718	18.940	27.590	17.977	**26.353**	1'34.578	264.7	16:17'01.577
13	**3.658**	19.059	27.240	**17.939**	26.517	**1'34.413**	**270.7**	16:18'35.990
14	3.720	19.155	27.640	18.068	26.673	1'35.256	263.4	16:20'11.246
15	3.708	18.961	27.467	18.021	26.549	1'34.706	268.7	16:21'45.952

15° 63 Z. KHAIRUDDIN (1'34.448)

Lap	Seg. 1	Seg. 2	Seg. 3	Seg. 4	Seg. 5	Lap Time	km/h	Local Time
								15:45'22.708
1	5.427	24.186	28.935	19.345	27.465	1'45.358 P		15:47'08.066
2	3.770	19.352	27.591	18.342	27.199	1'36.254	260.2	15:48'44.320
3	3.685	19.590	27.665	18.240	26.731	1'35.911	264.7	15:50'20.231
4	3.682	19.141	27.342	18.107	26.431	1'34.703	267.3	15:51'54.934
5	3.666	19.122	27.405	**17.959**	**26.323**	1'34.475	267.3	15:53'29.409
6	**3.643**	19.194	29.351	18.890	7'11.334	8'22.412 P	**270.0**	16:01'51.821
7	5.148	24.338	29.876	22.983	27.520	1'49.865 P		16:03'41.686
8	3.707	18.930	27.459	18.276	26.742	1'35.114	264.7	16:05'16.800
9	3.712	19.143	27.453	18.199	26.730	1'35.237	262.8	16:06'52.037
10	3.745	19.241	27.623	18.299	27.027	1'35.935	261.5	16:08'27.972
11	3.762	22.670	29.777	18.720	9'57.847	11'12.776 P	260.9	16:19'40.748
12	5.380	25.138	28.952	18.693	27.313	1'45.476 P		16:21'26.224
13	3.754	18.992	27.423	18.099	26.603	1'34.871	260.9	16:23'01.095
14	3.758	19.020	27.452	18.057	26.680	1'34.967	261.5	16:24'36.062
15	3.755	20.355	34.315	23.702	6'03.053	7'25.180 P	261.5	16:32'01.242
16	11.104	29.058	33.310	18.952	27.269	1'59.693 P		16:34'00.935
17	3.714	19.157	28.061	18.654	27.696	1'37.282	265.4	16:35'38.217
18	3.725	19.061	27.377	18.072	26.654	1'34.889	264.1	16:37'13.106
19	3.703	18.921	**27.250**	18.070	26.504	**1'34.448**	266.0	16:38'47.554
20	3.710	19.157	28.487	18.690	2'16.284	3'26.328 P	265.4	16:42'13.882
21	6.991	27.115	30.914	19.132	29.388	1'53.540 P		16:44'07.422
22	3.784	19.337	33.148	18.311	26.638	1'41.218	259.6	16:45'48.640
23	3.708	18.965	34.349	26.724	31.109	1'54.855	266.0	16:47'43.495
24	3.722	19.099	27.964	18.328	26.751	1'35.864	264.1	16:49'19.359
25	3.713	**18.868**	27.387	18.150	26.628	1'34.746	264.7	16:50'54.105

16° 77 K. RYDE (1'34.540)

Lap	Seg. 1	Seg. 2	Seg. 3	Seg. 4	Seg. 5	Lap Time	km/h	Local Time
								15:45'09.026
1	5.626	22.954	28.408	18.600	27.371	1'42.959 P		15:46'51.985
2	3.749	19.464	27.606	18.201	27.671	1'36.691	262.1	15:48'28.676
3	3.765	19.422	27.491	18.194	27.077	1'35.949	260.9	15:50'04.625
4	3.749	19.342	27.473	18.286	27.068	1'35.918	268.0	15:51'40.543
5	3.743	22.173	32.831	21.439	27.884	1'48.070	267.3	15:53'28.613
6	3.689	19.253	27.495	18.123	26.984	1'35.544	268.0	15:55'04.157
7	3.734	21.773	32.812	18.707	8'34.606	9'51.632 P	260.9	16:04'55.789
8	9.258	26.715	32.731	18.894	29.392	1'56.990 P		16:06'52.779
9	3.688	19.320	27.604	18.214	27.010	1'35.836	267.3	16:08'28.615
10	3.701	19.436	35.458	18.782	30.091	1'47.468	266.7	16:10'16.083
11	3.767	19.470	27.596	18.260	27.044	1'36.137	259.0	16:11'52.220
12	3.745	19.378	27.474	18.230	27.123	1'35.950	260.9	16:13'28.170
13	3.758	19.431	27.554	18.274	26.998	1'36.015	262.1	16:15'04.185
14	3.756	19.511	37.073	27.683	30.769	1'58.792	260.9	16:17'02.977
15	3.699	19.964	27.753	18.277	27.031	1'36.724	**270.0**	16:18'39.701
16	3.712	19.395	27.584	18.153	11'35.409	12'44.253 P	266.7	16:31'23.954
17	5.827	24.560	28.005	18.263	27.377	1'44.032 P		16:33'07.986
18	3.674	19.184	27.581	18.164	26.663	1'35.266	265.4	16:34'43.252
19	3.690	**19.111**	27.222	18.027	26.608	1'34.658	266.7	16:36'17.910
20	3.736	19.385	27.468	19.115	8'59.124	10'08.828 P	259.6	16:46'26.738
21	5.675	23.300	30.800	20.868	28.947	1'49.590 P		16:48'16.328
22	**3.665**	19.149	**27.210**	**17.963**	**26.553**	**1'34.540**	266.7	16:49'50.868

17° 66 N. TUULI (1'34.570)

Lap	Seg. 1	Seg. 2	Seg. 3	Seg. 4	Seg. 5	Lap Time	km/h	Local Time
								15:45'18.945
1	5.835	24.526	28.639	18.845	27.159	1'45.004 P		15:47'03.949
2	3.732	19.565	28.868	19.438	4'09.519	5'21.122 P	259.6	15:52'25.071
3	5.868	27.231	30.475	18.513	26.771	1'48.858 P		15:54'13.929
4	**3.698**	19.131	27.648	18.245	1'29.530	2'38.252 P	**262.8**	15:56'52.181
5	5.495	22.958	27.920	18.363	26.802	1'41.538 P		15:58'33.719
6	3.732	19.129	37.091	18.316	27.852	1'46.120	260.2	16:00'19.839
7	3.755	19.147	27.517	18.120	8'16.463	9'25.002 P	256.5	16:09'44.841
8	5.580	23.643	29.048	18.286	26.697	1'43.254 P		16:11'28.095
9	3.743	19.047	**27.297**	18.154	26.591	1'34.832	260.2	16:13'02.927
10	3.754	19.385	31.363	18.280	26.734	1'39.516	260.2	16:14'42.443
11	3.747	19.129	37.005	18.502	26.725	1'45.108	259.0	16:16'27.551
12	3.740	19.104	27.475	18.193	26.685	1'35.197	259.6	16:18'02.748
13	3.739	19.987	29.288	18.792	4'01.080	5'12.886 P	259.6	16:23'15.634
14	6.100	23.661	28.158	18.447	26.807	1'43.173 P		16:24'58.807
15	3.735	19.261	30.090	19.856	6'02.073	7'15.015 P	260.2	16:32'13.822
16	5.989	23.508	29.902	18.339	27.106	1'44.844 P		16:33'58.666
17	3.776	19.279	27.514	18.305	29.287	1'38.161	258.4	16:35'36.827
18	3.783	19.177	**27.297**	18.143	26.560	1'34.960	257.8	16:37'11.787
19	3.713	**18.999**	**27.297**	**18.090**	**26.471**	**1'34.570**	260.9	16:38'46.357
20	3.714	19.126	27.315	18.110	26.530	1'34.795	260.9	16:40'21.152
21	3.711	19.133	39.795	19.420	27.060	1'49.119	260.9	16:42'10.271
22	3.768	19.199	36.901	18.668	26.825	1'45.361	256.5	16:43'55.632
23	3.750	19.119	27.451	18.141	26.508	1'34.969	256.5	16:45'30.601

18° 26 K. WATANABE (1'34.770)

Lap	Seg. 1	Seg. 2	Seg. 3	Seg. 4	Seg. 5	Lap Time	km/h	Local Time
								15:45'09.816
1	5.689	24.554	32.102	22.888	27.997	1'53.230 P		15:47'03.046
2	3.879	20.092	28.736	18.629	27.471	1'38.807	252.3	15:48'41.853
3	3.847	20.267	27.931	18.157	8'36.093	9'46.295 P	254.1	15:58'28.148
4	7.981	32.012	33.082	20.185	27.770	2'01.030 P		16:00'29.178
5	3.812	19.752	27.486	18.137	26.823	1'36.010	258.4	16:02'05.188
6	3.833	19.019	27.357	18.059	27.391	1'35.659	254.7	16:03'40.847
7	3.846	19.080	27.506	18.099	26.984	1'35.515	254.1	16:05'16.362
8	3.848	19.057	27.471	18.267	27.083	1'35.726	254.1	16:06'52.088
9	3.851	19.359	27.616	18.165	26.967	1'35.958	254.1	16:08'28.046
10	3.792	20.453	28.093	18.506	6'58.686	8'09.530 P	257.1	16:16'37.576
11	5.793	26.833	30.010	18.478	27.160	1'48.274 P		16:18'25.850
12	3.836	19.255	28.668	18.147	26.927	1'36.833	255.3	16:20'02.683
13	3.844	19.075	27.604	18.021	26.946	1'35.490	254.7	16:21'38.173
14	3.821	19.120	28.047	18.151	27.013	1'36.152	255.9	16:23'14.325
15	3.843	19.068	37.012	18.301	26.948	1'45.172	255.3	16:24'59.497
16	3.796	19.201	32.344	23.789	7'06.276	8'25.406 P	258.4	16:33'24.903
17	6.845	25.603	29.510	21.295	27.135	1'50.388 P		16:35'15.291
18	3.756	19.069	27.477	18.102	26.695	1'35.099	262.1	16:36'50.390
19	3.823	18.959	27.330	18.003	26.655	**1'34.770**	255.9	16:38'25.160
20	3.811	**18.835**	27.537	**17.977**	26.630	1'34.790	257.8	16:39'59.950
21	3.815	20.748	30.738	25.459	27.340	1'48.100	257.1	16:41'48.050
22	3.849	19.060	27.392	18.084	26.950	1'35.335	254.7	16:43'23.385
23	3.823	19.004	27.397	18.206	26.929	1'35.359	255.3	16:44'58.744
24	3.813	18.904	**27.318**	18.051	26.754	1'34.840	257.1	16:46'33.584
25	3.814	18.938	31.121	18.712	**26.472**	1'39.057	257.1	16:48'12.641
26	**3.721**	18.937	29.299	18.541	28.202	1'38.700	**263.4**	16:49'51.341

19° 32 S. MORAIS (1'34.836)

Lap	Seg. 1	Seg. 2	Seg. 3	Seg. 4	Seg. 5	Lap Time	km/h	Local Time

24/02/2017 **P = Pits In/Out - C = Lap-Time Cancelled**

These data/results cannot be reproduced, stored and/or transmitted in whole or in part by any manner of electronic, mechanical, photocopying, recording, broadcasting or otherwise now known or herein after developed without the previous express consent by the copyright owner, except for reproduction in daily press and regular printed publications on sale to the public within 60 days of the event related to those data/results and always provided that copyright symbol appears together as follows below.
© DORNA WSBK ORGANIZATION Srl 2017

PIRELLI Official Tyre Supplier
TISSOT SWISS WATCHES SINCE 1853 Official Timekeeper

SUPERSPORT FIM WORLD CHAMPIONSHIP

3.5

WorldSSP

102/01

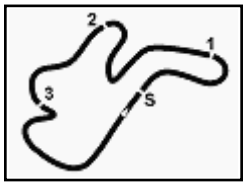

Phillip Island 4.445 m

Australian Round, 24-25-26 February 2017

World Supersport - Chronological Analysis Free Practice 2nd Session

								15:47'05.308
1	5.689	28.119	31.308	19.301	2'08.830	3'33.247 P		15:50'38.555
2	4.860	24.878	28.981	18.762	27.895	1'45.376 P		15:52'23.931
3	3.746	20.707	30.226	18.584	32.055	1'45.318	258.4	15:54'09.249
4	3.729	19.598	28.234	18.470	32.763	1'42.794	257.8	15:55'52.043
5	3.733	19.311	27.732	18.543	17'46.553	18'55.872 P	258.4	16:14'47.915
6	4.913	24.163	28.796	18.665	26.980	1'43.517 P		16:16'31.432
7	3.732	19.473	27.730	18.326	26.799	1'36.060	259.0	16:18'07.492
8	3.726	19.407	27.935	18.225	26.753	1'36.046	259.6	16:19'43.538
9	3.743	19.414	27.658	18.343	10'21.445	11'30.603 P	256.5	16:31'14.141
10	5.019	23.786	29.984	19.613	28.581	1'46.983 P		16:33'01.124
11	3.742	19.375	27.622	18.277	26.878	1'35.894	259.0	16:34'37.018
12	3.738	19.249	27.530	18.247	**26.595**	1'35.359	257.1	16:36'12.377
13	3.726	20.704	33.070	19.257	3'28.540	4'45.297 P	260.2	16:40'57.674
14	5.029	24.831	28.285	19.202	26.718	1'44.065 P		16:42'41.739
15	**3.689**	19.039	27.403	**18.088**	26.617	**1'34.836**	261.5	16:44'16.575
16	3.700	19.073	**27.322**	18.125	26.625	1'34.845	259.6	16:45'51.420
17	3.694	20.082	30.735	23.690	29.806	1'48.007	**263.4**	16:47'39.427
18	3.717	19.060	27.463	19.967	27.490	1'37.697	260.2	16:49'17.124
19	3.698	**18.997**	28.103	18.569	27.934	1'37.301	262.8	16:50'54.425

20° 35 S. HILL (1'34.884)

Lap	Seg. 1	Seg. 2	Seg. 3	Seg. 4	Seg. 5	Lap Time	km/h	Local Time
								15:45'50.483
1	8.396	23.703	29.460	18.956	29.187	1'49.702 P		15:47'40.185
2	**3.648**	19.393	27.909	18.368	26.996	1'36.314	266.7	15:49'16.499
3	3.693	19.273	27.875	18.193	26.881	1'35.915	264.1	15:50'52.414
4	3.774	19.351	28.058	18.538	29.565	1'39.286	259.6	15:52'31.700
5	3.692	19.270	27.587	18.160	26.978	1'35.687	266.7	15:54'07.387
6	3.677	19.669	35.566	23.894	8'49.681	10'12.487 P	267.3	16:04'19.874
7	5.930	24.679	28.411	18.536	31.552	1'49.108 P		16:06'08.982
8	3.682	**19.062**	27.609	18.094	**26.437**	**1'34.884**	267.3	16:07'43.866
9	3.662	19.427	27.790	19.804	29.260	1'39.943	**268.0**	16:09'23.809
10	3.754	19.409	31.449	20.141	23'50.194	25'04.947 P	260.9	16:34'28.756
11	11.123	30.326	29.717	18.944	27.743	1'57.853 P		16:36'26.609
12	3.749	19.377	27.836	18.275	26.839	1'36.076	262.1	16:38'02.685
13	3.740	19.208	27.916	18.203	26.825	1'35.892	262.1	16:39'38.577
14	3.738	19.106	27.582	18.177	26.877	1'35.480	262.1	16:41'14.057
15	3.812	21.611	32.742	18.934	2'52.600	4'09.699 P	257.1	16:45'23.756
16	7.509	24.106	29.344	20.086	28.200	1'49.245 P		16:47'13.001
17	3.763	19.199	27.431	18.075	26.519	1'34.987	260.2	16:48'47.988
18	3.757	19.262	**27.407**	**18.039**	26.505	1'34.970	260.9	16:50'22.958

21° 70 R. MULHAUSER (1'34.961)

Lap	Seg. 1	Seg. 2	Seg. 3	Seg. 4	Seg. 5	Lap Time	km/h	Local Time
								15:45'25.902
1	5.333	23.336	31.187	19.607	27.438	1'46.901 P		15:47'12.803
2	3.789	20.055	27.906	18.612	27.401	1'37.763	259.0	15:48'50.566
3	3.787	19.507	27.687	18.411	27.083	1'36.475	259.0	15:50'27.041
4	3.789	19.506	27.723	18.460	27.317	1'36.795	258.4	15:52'03.836
5	3.795	19.488	27.722	18.376	27.209	1'36.590	259.0	15:53'40.426
6	3.794	19.363	27.682	18.363	27.282	1'36.484	259.6	15:55'16.910
7	3.803	19.410	27.708	18.538	27.197	1'36.656	257.8	15:56'53.566
8	3.794	19.453	27.868	18.507	27.211	1'36.833	258.4	15:58'30.399
9	3.820	19.416	28.558	19.479	10'02.294	11'13.567 P	256.5	16:09'43.966
10	5.773	24.165	29.601	18.377	26.758	1'44.674 P		16:11'28.640
11	3.735	**19.052**	**27.237**	18.205	26.732	**1'34.961**	263.4	16:13'03.601
12	3.745	19.315	31.522	18.490	26.719	1'39.791	262.1	16:14'43.392
13	3.736	19.149	27.592	18.269	26.852	1'35.598	263.4	16:16'18.990
14	3.776	19.287	41.374	18.646	27.029	1'50.112	259.6	16:18'09.102
15	3.746	19.267	27.617	18.257	26.937	1'35.824	261.5	16:19'44.926
16	3.748	19.209	27.479	18.215	26.977	1'35.628	261.5	16:21'20.554
17	3.780	19.431	42.624	19.089	9'19.328	10'44.252 P	255.9	16:32'04.806
18	6.448	28.582	33.896	18.638	26.900	1'54.464 P		16:33'59.270
19	3.760	19.165	30.567	18.971	27.341	1'39.804	261.5	16:35'39.074
20	3.730	19.106	27.477	18.241	**26.629**	1'35.183	263.4	16:37'14.257
21	3.720	19.104	27.312	18.198	26.743	1'35.077	264.1	16:38'49.334
22	3.732	23.342	30.133	19.296	2'55.096	4'11.599 P	263.4	16:43'00.933
23	6.731	28.527	37.974	20.078	30.895	2'04.205 P		16:45'05.138
24	**3.696**	19.240	27.475	18.144	26.642	1'35.197	**266.7**	16:46'40.335
25	3.717	19.097	37.167	21.045	26.860	1'47.886	265.4	16:48'28.221
26	3.744	19.205	27.324	**18.117**	26.809	1'35.199	262.1	16:50'03.420

22° 83 L. EPIS (1'35.038)

Lap	Seg. 1	Seg. 2	Seg. 3	Seg. 4	Seg. 5	Lap Time	km/h	Local Time
								15:45'52.025
1	5.510	23.478	29.591	19.789	28.898	1'47.266 P		15:47'39.291
2	3.784	19.732	28.047	18.341	27.206	1'37.110	259.6	15:49'16.401
3	3.791	19.703	27.816	18.364	27.627	1'37.301	258.4	15:50'53.702
4	3.720	19.209	27.658	18.452	27.028	1'36.067	264.1	15:52'29.769
5	3.774	19.476	27.758	18.732	27.232	1'36.972	260.2	15:54'06.741
6	3.690	19.260	27.689	18.253	26.969	1'35.861	263.4	15:55'42.602
7	3.779	19.263	27.708	18.973	3'33.675	4'43.398 P	260.2	16:00'26.000
8	5.074	23.687	30.321	18.557	27.137	1'44.776 P		16:02'10.776
9	3.780	19.485	28.954	18.325	27.107	1'37.651	259.6	16:03'48.427
10	3.743	19.140	27.651	18.209	26.916	1'35.659	261.5	16:05'24.086
11	3.764	19.126	27.643	18.286	26.878	1'35.697	260.9	16:06'59.783
12	3.787	21.811	30.671	19.579	10'15.384	11'31.232 P	258.4	16:18'31.015
13	5.148	23.689	27.940	18.254	26.793	1'41.824 P		16:20'12.839
14	3.713	**19.010**	27.439	18.121	26.755	**1'35.038**	264.1	16:21'47.877
15	3.725	19.035	29.938	18.874	9'29.559	10'41.131 P	263.4	16:32'29.008
16	5.215	23.601	28.641	19.801	27.357	1'44.615 P		16:34'13.623
17	3.740	19.332	27.509	18.206	**26.654**	1'35.441	261.5	16:35'49.064
18	3.753	19.127	**27.396**	18.168	26.847	1'35.291	261.5	16:37'24.355
19	3.743	19.166	28.724	19.767	4'29.961	5'41.361 P	262.8	16:43'05.716
20	5.666	24.100	34.037	21.213	28.383	1'53.399 P		16:44'59.115
21	**3.682**	19.255	27.509	**18.095**	26.832	1'35.373	**266.7**	16:46'34.488
22	3.725	19.072	27.536	18.174	27.089	1'35.596	264.1	16:48'10.084
23	3.759	19.266	27.926	19.560	28.744	1'39.255	260.9	16:49'49.339

23° 7 D. PIZZOLI (1'37.527)

Lap	Seg. 1	Seg. 2	Seg. 3	Seg. 4	Seg. 5	Lap Time	km/h	Local Time
								15:45'54.331
1	8.388	29.729	29.042	18.871	30.432	1'56.462 P		15:47'50.793
2	3.780	**19.814**	**28.129**	**18.622**	27.182	**1'37.527**	259.0	15:49'28.320
3	3.788	19.972	28.185	18.717	**27.077**	1'37.739	259.0	15:51'06.059
4	3.809	22.301	28.632	18.679	27.206	1'40.627	257.1	15:52'46.686
5	3.773	19.886	28.414	18.722	27.195	1'37.990	**260.2**	15:54'24.676
6	3.785	21.097	28.641	20.580	27.644	1'41.747	257.8	15:56'06.423
7	3.792	**19.814**	28.217	18.710	27.178	1'37.711	257.8	15:57'44.134
8	3.794	25.284	29.111	19.174	5'18.345	6'35.708 P	257.8	16:04'19.842
9	5.290	23.122	28.499	18.723	28.630	1'44.264 P		16:06'04.106
10	3.812	19.915	28.289	18.660	30.579	1'41.255	257.1	16:07'45.361
11	3.795					28'00.165 P	258.4	16:35'45.526
12	4.629	24.814	29.943	20.346	2'41.531	4'01.263 P		16:39'46.789
13	5.480	23.376	40.861	20.011	32.336	2'02.064 P		16:41'48.853
14	**3.772**	20.164	32.327	18.918	27.233	1'42.414	259.6	16:43'31.267
15	3.778	19.916	28.268	18.757	27.154	1'37.873	259.6	16:45'09.140
16	3.796	21.509	28.569	18.868	27.466	1'40.208	259.6	16:46'49.348
17	3.803	19.846	28.313	18.697	27.238	1'37.897	258.4	16:48'27.245
18	3.809	21.223	28.262	19.210	30.614	1'43.118	255.9	16:50'10.363

24° 22 M. EDWARDS (1'42.767)

Lap	Seg. 1	Seg. 2	Seg. 3	Seg. 4	Seg. 5	Lap Time	km/h	Local Time
								15:46'37.831
1	5.629	25.748	31.113	19.825	28.821	1'51.136 P		15:48'28.967
2	4.059	**20.525**	51.074	19.603	**28.476**	2'03.737	238.9	15:50'32.704
3	4.042	20.791	30.146	19.601	28.892	1'43.472	239.5	15:52'16.176
4	4.097	21.145	29.956	19.557	6'50.076	8'04.831 P	237.4	16:00'21.007
5	5.286	31.776	31.159	19.589	28.688	1'56.498 P		16:02'17.505
6	4.035	20.776	**29.831**	**19.507**	28.618	**1'42.767**	240.0	16:04'00.272
7	4.037	20.871	29.861	19.614	28.780	1'43.163	239.5	16:05'43.435
8	**4.026**	20.826	30.108	19.531	28.865	1'43.356	**241.1**	16:07'26.791
9	4.081	20.893	30.376	19.580	28.496	1'43.426	240.0	16:09'10.217
10	4.032	20.860	29.997	19.553	12'10.999	13'25.441 P	240.0	16:22'35.658
11	6.445	26.066	31.891	20.031	28.496	1'52.929 P		16:24'28.587
12	4.056	20.757	30.221	27.296	6'15.572	7'37.902 P	239.5	16:32'06.489

24/02/2017 **P = Pits In/Out - C = Lap-Time Cancelled**

These data/results cannot be reproduced, stored and/or transmitted in whole or in part by any manner of electronic, mechanical, photocopying, recording, broadcasting or otherwise now known or herein after developed without the previous express consent by the copyright owner, except for reproduction in daily press and regular printed publications on sale to the public within 60 days of the event related to those data/results and always provided that copyright symbol appears together as follows below.
© DORNA WSBK ORGANIZATION Srl 2017

PIRELLI Official Tyre Supplier

TISSOT SWISS WATCHES SINCE 1853 Official Timekeeper