

Australian Round, 24-25-26 February 2017

World Supersport - Free Practices & Superpole Combined Results

No.	Rider	Nat	Team	Bike	FP 1	FP 2	Laps	Superpole	Gap	Time	Avg
1	99 P. JACOBSEN	USA	MV Agusta Reparto Corse	MV Agusta F3 675	1'33.087	1'33.318	43	1'33.128		1'33.128	171,828
2	16 J. CLUZEL	FRA	CIA Landlord Insurance Honda	Honda CBR600RR	1'34.224	1'33.467	40	1'33.230	0.102	1'33.230	171,640
3	64 F. CARICASULO	ITA	GRT Yamaha Official WorldSSP Team	Yamaha YZF R6	1'33.614	1'33.602	52	1'33.250	0.122	1'33.250	171,603
4	77 K. RYDE	GBR	Kawasaki Puccetti Racing	Kawasaki ZX-6R	1'35.001	1'34.540	47	1'33.483	0.355	1'33.483	171,176
5	144 L. MAHIAS	FRA	GRT Yamaha Official WorldSSP Team	Yamaha YZF R6	1'33.625	1'34.413	33	1'33.669	0.541	1'33.669	170,836
6	25 A. BALDOLINI	ITA	Race Department ATK#25	MV Agusta F3 675	1'34.131	1'33.940	38	1'33.729	0.601	1'33.729	170,726
7	4 G. REA	GBR	Team Kawasaki Go Eleven	Kawasaki ZX-6R	1'34.483	1'33.948	46	1'33.760	0.632	1'33.760	170,670
8	44 R. ROLFO	ITA	Team Factory Vamag	MV Agusta F3 675	1'33.633	1'33.758	44	1'34.019	0.891	1'34.019	170,200
9	111 K. SMITH	GBR	GEMAR Team Lorini	Honda CBR600RR	1'34.513	1'34.015	43	1'34.123	0.995	1'34.123	170,012
10	78 H. OKUBO	JPN	CIA Landlord Insurance Honda	Honda CBR600RR	1'34.671	1'33.796	40	1'34.128	1.000	1'34.128	170,003
11	81 L. STAPLEFORD	GBR	Profile Racing	Triumph Daytona 675	1'34.365	1'33.949	42	1'34.269	1.141	1'34.269	169,748
12	65 M. CANDUCCI	ITA	Puccetti Racing Junior Team FMI	Kawasaki ZX-6R	1'34.983	1'34.032	46	1'34.296	1.168	1'34.296	169,700
13	63 Z. KHAIRUDDIN	MAS	Orelac Racing VerdNatura	Kawasaki ZX-6R	1'34.689	1'34.448	46	1'34.032		1'34.032	170,176
14	10 N. CALERO	ESP	Orelac Racing VerdNatura	Kawasaki ZX-6R	1'34.680	1'34.237	45	1'34.441	0.409	1'34.441	169,439
15	32 S. MORAIS	RSA	Kallio Racing	Yamaha YZF R6	1'35.553	1'34.836	29	1'34.455	0.423	1'34.455	169,414
16	66 N. TUULI	FIN	Kallio Racing	Yamaha YZF R6	1'34.686	1'34.570	43	1'34.556	0.524	1'34.556	169,233
17	70 R. MULHAUSER	SUI	CIA Landlord Insurance Honda	Honda CBR600RR	1'34.887	1'34.961	51	1'34.591	0.559	1'34.591	169,170
18	35 S. HILL	GBR	Profile Racing	Triumph Daytona 675	1'36.630	1'34.884	40	1'34.615	0.583	1'34.615	169,128
19	11 C. GAMARINO	ITA	BARDAHL EVAN BROS. Honda Racing	Honda CBR600RR	1'34.852	1'34.207	41	1'34.660	0.628	1'34.660	169,047
20	41 A. WAGNER	AUS	GEMAR Team Lorini	Honda CBR600RR	1'34.595	1'34.271	43	1'34.721	0.689	1'34.721	168,938
21	83 L. EPIS	AUS	Response RE Racing	Kawasaki ZX-6R	1'35.787	1'35.038	47	1'34.839	0.807	1'34.839	168,728
22	13 A. WEST	AUS	West Racing	Yamaha YZF R6	1'37.639		2	1'34.899	0.867	1'34.899	168,621
23	26 K. WATANABE	JPN	Team Kawasaki Go Eleven	Kawasaki ZX-6R	1'35.076	1'34.770	46	1'34.968	0.936	1'34.968	168,499
24	7 D. PIZZOLI	ITA	Race Department ATK#25	MV Agusta F3 675	1'37.153	1'37.527	45	1'36.666	2.634	1'36.666	165,539

25/02/2017

The results are provisional until the end of the time limit for protests and appeals and the completion of the technical checks.

These data/results cannot be reproduced, stored and/or transmitted in whole or in part by any manner of electronic, mechanical, photocopying, recording, broadcasting or otherwise now known or herein after developed without the previous express consent by the copyright owner, except for reproduction in daily press and regular printed publications on sale to the public within 60 days of the event related to those data/results and always provided that copyright symbol appears together as follows below.

© DORNA WSBK ORGANIZATION Srl 2017

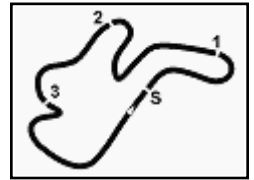
FICR PERUGIA TIMING



Official Tyre Supplier



Official Timekeeper



Phillip Island 4.445 m

Australian Round, 24-25-26 February 2017

World Supersport - Provisional Starting Grid

15 Laps x 4,445 km = 66,675 km

1	99 JACOBSEN P. MV Agusta 1'33.128 SP2	2	16 CLUZEL J. Honda 1'33.230 SP2	3	64 CARICASULO F. Yamaha 1'33.250 SP2
2	77 RYDE K. Kawasaki 1'33.483 SP2	4	144 MAHIAS L. Yamaha 1'33.669 SP2	5	25 BALDOLINI A. MV Agusta 1'33.729 SP2
3	4 REA G. Kawasaki 1'33.760 SP2	6	44 ROLFO R. MV Agusta 1'34.019 SP2	7	111 SMITH K. Honda 1'34.123 SP2
4	78 OKUBO H. Honda 1'34.128 SP2	8	81 STAPLEFORD L. Triumph 1'34.269 SP2	9	65 CANDUCCI M. Kawasaki 1'34.296 SP2
5	63 KHAIRUDDIN Z. Kawasaki 1'34.032 SP1	10	10 CALERO N. Kawasaki 1'34.441 SP1	11	32 MORAIS S. Yamaha 1'34.455 SP1
6	66 TUULI N. Yamaha 1'34.556 SP1	12	70 MULHAUSER R. Honda 1'34.691 SP1	13	35 HILL S. Triumph 1'34.615 SP1
7	11 GAMARINO C. Honda 1'34.660 SP1	14	41 WAGNER A. Honda 1'34.721 SP1	15	83 EPIS L. Kawasaki 1'34.839 SP1
8	13 WEST A. Yamaha 1'34.899 SP1	16	26 WATANABE K. Kawasaki 1'34.968 SP1	17	7 PIZZOLI D. MV Agusta 1'36.666 SP1

25/02/2017 Jury President

..... Race Director

These data/results cannot be reproduced, stored and/or transmitted in whole or in part by any manner of electronic, mechanical, photocopying, recording, broadcasting or otherwise now known or herein after developed without the previous express consent by the copyright owner, except for reproduction in daily press and regular printed publications on sale to the public within 60 days of the event related to those data/results and always provided that copyright symbol appears together as follows below.

© DORNA WSBK ORGANIZATION Srl 2017

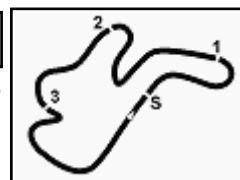
FIKR PERUGIA TIMING



Official Tyre Supplier



Official Timekeeper



Phillip Island 4.445 m

1 / 2

Australian Round, 24-25-26 February 2017

World Supersport - Results Superpole 2

No.	Rider	Nat	Team	Bike	Time	Gap	Rel.	Laps	Speed	
									Avg	Max
1	99 P. JACOBSEN	USA	MV Agusta Reparto Corse	MV Agusta F3 675	1'33.128			8	171,828	264,1
2	16 J. CLUZEL	FRA	CIA Landlord Insurance Honda	Honda CBR600RR	1'33.230	0.102	0.102	8	171,640	272,0
3	64 F. CARICASULO	ITA	GRT Yamaha Official WorldSSP Team	Yamaha YZF R6	1'33.250	0.122	0.020	6	171,603	267,3
4	77 K. RYDE	GBR	Kawasaki Puccetti Racing	Kawasaki ZX-6R	1'33.483	0.355	0.233	5	171,176	276,2
5	144 L. MAHIAS	FRA	GRT Yamaha Official WorldSSP Team	Yamaha YZF R6	1'33.669	0.541	0.186	7	170,836	268,0
6	25 A. BALDOLINI	ITA	Race Department ATK#25	MV Agusta F3 675	1'33.729	0.601	0.060	7	170,726	272,0
7	4 G. REA	GBR	Team Kawasaki Go Eleven	Kawasaki ZX-6R	1'33.760	0.632	0.031	9	170,670	266,7
8	44 R. ROLFO	ITA	Team Factory Vamag	MV Agusta F3 675	1'34.019	0.891	0.259	7	170,200	268,7
9	111 K. SMITH	GBR	GEMAR Team Lorini	Honda CBR600RR	1'34.123	0.995	0.104	8	170,012	270,0
10	78 H. OKUBO	JPN	CIA Landlord Insurance Honda	Honda CBR600RR	1'34.128	1.000	0.005	2	170,003	270,7
11	81 L. STAPLEFORD	GBR	Profile Racing	Triumph Daytona 675	1'34.269	1.141	0.141	8	169,748	260,9
12	65 M. CANDUCCI	ITA	Puccetti Racing Junior Team FMI	Kawasaki ZX-6R	1'34.296	1.168	0.027	7	169,700	272,0

AIR	Humidity:	55%	Temp:	18°C
TRACK	Condition:	Dry	Temp:	37°C

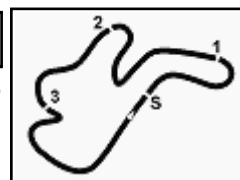
Records	Pole	2013	S.Lowes	1'32.545	172,910	Km/h
	Race	2013	K.Sofuoglu	1'33.283	171,540	Km/h
	Circuit	2013	S.Lowes	1'32.545	172,910	Km/h

Start	End
25/02/2017 13:55	14:12

The results are provisional until the end of the time limit for protests and appeals and the completion of the technical checks.

These data/results cannot be reproduced, stored and/or transmitted in whole or in part by any manner of electronic, mechanical, photocopying, recording, broadcasting or otherwise now known or herein after developed without the previous express consent by the copyright owner, except for reproduction in daily press and regular printed publications on sale to the public within 60 days of the event related to those data/results and always provided that copyright symbol appears together as follows below.

© DORNA WSBK ORGANIZATION Srl 2017



Australian Round, 24-25-26 February 2017

World Supersport - Results Superpole 2

Session Highlights

Local Time	No. Rider	Description
13.55.00		Start
14.00.39	78 H. OKUBO	Crashed - Turn 11
14.02.06	78 H. OKUBO	Medical Center
14.08.30	64 F. CARICASULO	Crashed - Turn 5
14.12.02		End Of Session

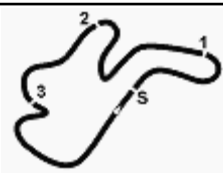
Fastest Laps Sequence

No.	Rider	Nat	Team	Bike	Local Time	Time	Gap	Avg
81	L. STAPLEFORD	GBR	Profile Racing	Triumph Daytona 675	13:58'50.517	1'35.829		166,985
64	F. CARICASULO	ITA	GRT Yamaha Official WorldSSP Team	Yamaha YZF R6	13:58'54.936	1'33.762	-2.067	170,666
77	K. RYDE	GBR	Kawasaki Puccetti Racing	Kawasaki ZX-6R	13:58'55.843	1'33.483	-0.279	171,176
64	F. CARICASULO	ITA	GRT Yamaha Official WorldSSP Team	Yamaha YZF R6	14:07'23.392	1'33.250	-0.233	171,603
16	J. CLUZEL	FRA	CIA Landlord Insurance Honda	Honda CBR600RR	14:07'53.797	1'33.230	-0.020	171,640
99	P. JACOBSEN	USA	MV Agusta Reparto Corse	MV Agusta F3 675	14:09'26.529	1'33.128	-0.102	171,828

Start End The results are provisional until the end of the time limit for protests and appeals
 25/02/2017 13:55 14:12 and the completion of the technical checks.

These data/results cannot be reproduced, stored and/or transmitted in whole or in part by any manner of electronic, mechanical, photocopying, recording, broadcasting or otherwise now known or herein after developed without the previous express consent by the copyright owner, except for reproduction in daily press and regular printed publications on sale to the public within 60 days of the event related to those data/results and always provided that copyright symbol appears together as follows below.

© DORNA WSBK ORGANIZATION Srl 2017



Phillip Island 4.445 m

Australian Round, 24-25-26 February 2017

World Supersport - Best Sector & Speed Superpole 2

BEST LAP

1	99 P. JACOBSEN	MV Agusta F3 675	1'33.128
2	16 J. CLUZEL	Honda CBR600RR	1'33.230
3	64 F. CARICASULO	Yamaha YZF R6	1'33.250
4	77 K. RYDE	Kawasaki ZX-6R	1'33.483
5	144 L. MAHIAS	Yamaha YZF R6	1'33.669
6	25 A. BALDOLINI	MV Agusta F3 675	1'33.729
7	4 G. REA	Kawasaki ZX-6R	1'33.760
8	44 R. ROLFO	MV Agusta F3 675	1'34.019
9	111 K. SMITH	Honda CBR600RR	1'34.123
10	78 H. OKUBO	Honda CBR600RR	1'34.128
11	81 L. STAPLEFORD	Triumph Daytona 675	1'34.269
12	65 M. CANDUCCI	Kawasaki ZX-6R	1'34.296

SPEED

1	77 K. RYDE	Kawasaki ZX-6R	276.2
2	16 J. CLUZEL	Honda CBR600RR	272.0
3	65 M. CANDUCCI	Kawasaki ZX-6R	272.0
4	25 A. BALDOLINI	MV Agusta F3 675	272.0
5	78 H. OKUBO	Honda CBR600RR	270.7
6	111 K. SMITH	Honda CBR600RR	270.0
7	44 R. ROLFO	MV Agusta F3 675	268.7
8	144 L. MAHIAS	Yamaha YZF R6	268.0
9	64 F. CARICASULO	Yamaha YZF R6	267.3
10	4 G. REA	Kawasaki ZX-6R	266.7
11	99 P. JACOBSEN	MV Agusta F3 675	264.1
12	81 L. STAPLEFORD	Triumph Daytona 675	260.9

SEG. 1		SEG. 2		SEG. 3		SEG. 4		SEG. 5						
1	77 K. RYDE	3.580	1	65 M. CANDUCCI	18.611	1	64 F. CARICASULO	26.771	1	99 P. JACOBSEN	17.587	1	99 P. JACOBSEN	25.909
2	25 A. BALDOLINI	3.621	2	64 F. CARICASULO	18.704	2	99 P. JACOBSEN	26.921	2	25 A. BALDOLINI	17.701	2	16 J. CLUZEL	26.136
3	16 J. CLUZEL	3.627	3	16 J. CLUZEL	18.714	3	144 L. MAHIAS	26.953	3	77 K. RYDE	17.716	3	144 L. MAHIAS	26.142
4	65 M. CANDUCCI	3.630	4	44 R. ROLFO	18.748	4	16 J. CLUZEL	26.965	4	4 G. REA	17.716	4	64 F. CARICASULO	26.147
5	111 K. SMITH	3.638	5	144 L. MAHIAS	18.762	5	77 K. RYDE	27.007	5	144 L. MAHIAS	17.723	5	4 G. REA	26.185
6	78 H. OKUBO	3.644	6	25 A. BALDOLINI	18.763	6	111 K. SMITH	27.146	6	65 M. CANDUCCI	17.724	6	25 A. BALDOLINI	26.201
7	64 F. CARICASULO	3.663	7	78 H. OKUBO	18.799	7	81 L. STAPLEFORD	27.151	7	111 K. SMITH	17.739	7	81 L. STAPLEFORD	26.231
8	44 R. ROLFO	3.664	8	77 K. RYDE	18.820	8	4 G. REA	27.185	8	16 J. CLUZEL	17.753	8	77 K. RYDE	26.232
9	144 L. MAHIAS	3.666	9	99 P. JACOBSEN	18.831	9	25 A. BALDOLINI	27.241	9	64 F. CARICASULO	17.755	9	78 H. OKUBO	26.303
10	4 G. REA	3.675	10	4 G. REA	18.867	10	44 R. ROLFO	27.243	10	44 R. ROLFO	17.792	10	44 R. ROLFO	26.358
11	99 P. JACOBSEN	3.719	11	81 L. STAPLEFORD	18.940	11	78 H. OKUBO	27.378	11	78 H. OKUBO	17.840	11	111 K. SMITH	26.401
12	81 L. STAPLEFORD	3.765	12	111 K. SMITH	18.946	12	65 M. CANDUCCI	27.563	12	81 L. STAPLEFORD	18.023	12	65 M. CANDUCCI	26.505

25/02/2017

These data/results cannot be reproduced, stored and/or transmitted in whole or in part by any manner of electronic, mechanical, photocopying, recording, broadcasting or otherwise now known or herein after developed without the previous express consent by the copyright owner, except for reproduction in daily press and regular printed publications on sale to the public within 60 days of the event related to those data/results and always provided that copyright symbol appears together as follows below.

© DORNA WSBK ORGANIZATION Srl 2017

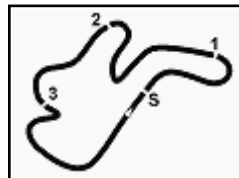
FICR PERUGIA TIMING



Official Tyre Supplier



Official Timekeeper



Phillip Island 4.445 m

Australian Round, 24-25-26 February 2017

World Supersport - Ideal Times Superpole 2

No.	Rider	Nat	Bike	Seg. 1	Seg. 2	Seg. 3	Seg. 4	Seg. 5	Ideal Time		
				Diff. 1	Diff. 2	Diff. 3	Diff. 4	Diff. 5	Best Lap	Pos.	Diff.
1	99 P. JACOBSEN	USA	MV Agusta F3 675	3.719 0.010	18.831	26.921 0.084	17.587	25.909 0.067	1'32.967 1'33.128	1	0.161
2	64 F. CARICASULO	ITA	Yamaha YZF R6	3.663 0.034	18.704	26.771	17.755	26.147 0.176	1'33.040 1'33.250	3	0.210
3	16 J. CLUZEL	FRA	Honda CBR600RR	3.627 0.035	18.714	26.965	17.753	26.136	1'33.195 1'33.230	2	0.035
4	144 L. MAHIAS	FRA	Yamaha YZF R6	3.666 0.029	18.762 0.144	26.953	17.723 0.199	26.142 0.051	1'33.246 1'33.669	5	0.423
5	77 K. RYDE	GBR	Kawasaki ZX-6R	3.580 0.054	18.820 0.038	27.007 0.036	17.716	26.232	1'33.355 1'33.483	4	0.128
6	25 A. BALDOLINI	ITA	MV Agusta F3 675	3.621 0.039	18.763	27.241 0.093	17.701	26.201 0.070	1'33.527 1'33.729	6	0.202
7	4 G. REA	GBR	Kawasaki ZX-6R	3.675 0.068	18.867 0.064	27.185	17.716	26.185	1'33.628 1'33.760	7	0.132
8	44 R. ROLFO	ITA	MV Agusta F3 675	3.664 0.043	18.748 0.098	27.243	17.792 0.019	26.358 0.054	1'33.805 1'34.019	8	0.214
9	111 K. SMITH	GBR	Honda CBR600RR	3.638 0.084	18.946 0.137	27.146 0.032	17.739	26.401	1'33.870 1'34.123	9	0.253
10	78 H. OKUBO	JPN	Honda CBR600RR	3.644 0.021	18.799 0.079	27.378	17.840 0.064	26.303	1'33.964 1'34.128	10	0.164
11	65 M. CANDUCCI	ITA	Kawasaki ZX-6R	3.630 0.022	18.611	27.563 0.105	17.724 0.018	26.505 0.118	1'34.033 1'34.296	12	0.263
12	81 L. STAPLEFORD	GBR	Triumph Daytona 675	3.765 0.012	18.940 0.090	27.151 0.057	18.023	26.231	1'34.110 1'34.269	11	0.159
Overall Ideal Time				3.580	18.611	26.771	17.587	25.909	1'32.458		

25/02/2017

These data/results cannot be reproduced, stored and/or transmitted in whole or in part by any manner of electronic, mechanical, photocopying, recording, broadcasting or otherwise now known or herein after developed without the previous express consent by the copyright owner, except for reproduction in daily press and regular printed publications on sale to the public within 60 days of the event related to those data/results and always provided that copyright symbol appears together as follows below.

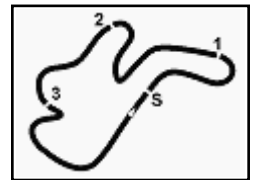
© DORNA WSBK ORGANIZATION Srl 2017

FICR PERUGIA TIMING


Official Tyre Supplier



Official Timekeeper



Australian Round, 24-25-26 February 2017

World Supersport - Chronological Analysis Superpole 2

1° 99 P. JACOBSEN (1'33.128)

Lap	Seg. 1	Seg. 2	Seg. 3	Seg. 4	Seg. 5	Lap Time	km/h	Local Time
								13:56'00.815
1	6.636	24.441	28.578	18.300	26.404	1'44.359 P		13:57'45.174
2	3.724	19.156	27.175	17.830	26.008	1'33.893	264.1	13:59'19.067
3	3.724	18.961	26.921	17.725	26.215	1'33.546	263.4	14:00'52.613
4	3.719	19.520	28.240	18.285	2'34.449	3'44.213 P	263.4	14:04'36.826
5	6.273	24.239	27.959	18.352	26.270	1'43.093 P		14:06'19.919
6	3.728	18.958	27.097	17.790	25.909	1'33.482	262.8	14:07'53.401
7	3.729	18.831	27.005	17.587	25.976	1'33.128	263.4	14:09'26.529
8	3.725	22.698	31.071	18.628	27.047	1'43.169	262.8	14:11'09.698

2° 16 J. CLUZEL (1'33.230)

Lap	Seg. 1	Seg. 2	Seg. 3	Seg. 4	Seg. 5	Lap Time	km/h	Local Time
								13:55'33.414
1	7.557	28.078	29.882	18.668	26.763	1'50.948 P		13:57'24.362
2	3.646	18.967	27.256	17.831	26.819	1'34.519	270.7	13:58'58.881
3	3.649	19.043	27.251	17.825	26.371	1'34.139	269.3	14:00'33.020
4	3.681	19.217	28.068	18.400	2'35.555	3'44.921 P	268.0	14:04'17.941
5	8.131	33.461	32.561	21.275	27.198	2'02.626 P		14:06'20.567
6	3.662	18.714	26.965	17.753	26.136	1'33.230	269.3	14:07'53.797
7	3.627	18.731	27.040	17.791	26.394	1'33.583	272.0	14:09'27.380
8	3.713	19.498	29.377	20.079	27.195	1'39.862	264.7	14:11'07.242

3° 64 F. CARICASULO (1'33.250)

Lap	Seg. 1	Seg. 2	Seg. 3	Seg. 4	Seg. 5	Lap Time	km/h	Local Time
								13:55'33.813
1			28.797	18.163	27.237	1'47.361 P		13:57'21.174
2	3.663	19.008	26.884	17.929	26.278	1'33.762	267.3	13:58'54.936
3	3.744	18.784	27.371	18.793	26.687	1'35.379	262.1	14:00'30.315
4	3.668	18.913	27.280	18.251	2'32.737	3'40.849 P	265.4	14:04'11.164
5			26.951	17.834	26.147	1'38.978 P		14:05'50.142
6	3.697	18.704	26.771	17.755	26.323	1'33.250	264.1	14:07'23.392

4° 77 K. RYDE (1'33.483)

Lap	Seg. 1	Seg. 2	Seg. 3	Seg. 4	Seg. 5	Lap Time	km/h	Local Time
								13:55'34.145
1	6.678	26.737	29.558	18.052	27.190	1'48.215 P		13:57'22.360
2	3.634	18.858	27.043	17.716	26.232	1'33.483	271.4	13:58'55.843
3	3.580	18.820	27.431	21.580	5'20.239	6'31.650 P	276.2	14:05'27.493
4	5.568	23.835	34.306	23.949	28.670	1'56.328 P		14:07'23.821
5	3.663	19.007	27.007	17.860	26.501	1'34.038	270.0	14:08'57.859

5° 144 L. MAHIAS (1'33.669)

Lap	Seg. 1	Seg. 2	Seg. 3	Seg. 4	Seg. 5	Lap Time	km/h	Local Time
								13:55'30.996
1	8.287	27.723	28.583	18.245	27.325	1'50.163 P		13:57'21.159
2	3.790	19.032	27.201	17.735	26.338	1'34.096	261.5	13:58'55.255
3	3.695	18.906	26.953	17.922	26.193	1'33.669	267.3	14:00'28.924
4	3.722	19.025	27.266	17.723	26.258	1'33.994	262.8	14:02'02.918
5	3.755	19.756	28.390	18.593	2'52.339	4'02.833 P	260.2	14:06'05.751
6	5.389	28.649	30.678	17.992	26.142	1'48.850 P		14:07'54.601
7	3.666	18.762	27.377	17.746	26.536	1'34.087	268.0	14:09'28.688

6° 25 A. BALDOLINI (1'33.729)

Lap	Seg. 1	Seg. 2	Seg. 3	Seg. 4	Seg. 5	Lap Time	km/h	Local Time
								13:55'31.385
1	7.408	28.702	29.095	18.184	26.838	1'50.227 P		13:57'21.612
2	3.621	18.935	27.413	17.742	26.307	1'34.018	272.0	13:58'55.630
3	3.645	18.790	27.241	18.005	26.201	1'33.882	272.0	14:00'29.512
4	3.660	18.763	27.334	17.701	26.271	1'33.729	270.0	14:02'03.241
5	3.651	19.158	27.496	18.236	3'39.230	4'47.771 P	270.7	14:06'51.012
6	8.017	29.978	35.556	25.344	29.253	2'08.148 P		14:08'59.160
7	3.738	19.274	37.176	19.399	27.686	1'47.273	264.1	14:10'46.433

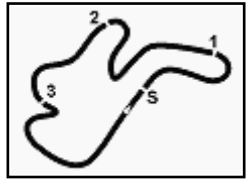
7° 4 G. REA (1'33.760)

Lap	Seg. 1	Seg. 2	Seg. 3	Seg. 4	Seg. 5	Lap Time	km/h	Local Time
								13:55'21.999
1	6.268	23.387	32.612	26.439	32.053	2'00.759 P		13:57'22.758
2	3.689	19.116	27.307	17.841	26.426	1'34.379	266.7	13:58'57.137
3	3.718	18.867	27.440	17.862	26.311	1'34.198	264.1	14:00'31.335
4	3.675	19.384	27.513	17.861	26.801	1'35.234	265.4	14:02'06.569
5	3.765	19.002	27.416	17.757	26.569	1'34.509	260.9	14:03'41.078
6	3.809	19.510	29.118	18.260	58.534	2'09.231 P	257.1	14:05'50.309
7	11.578	33.257	37.335	18.183	26.545	2'06.898 P		14:07'57.207
8	3.743	18.931	27.185	17.716	26.185	1'33.760	262.1	14:09'30.967

25/02/2017 P = Pits In/Out - C = Lap-Time Cancelled

These data/results cannot be reproduced, stored and/or transmitted in whole or in part by any manner of electronic, mechanical, photocopying, recording, broadcasting or otherwise now known or herein after developed without the previous express consent by the copyright owner, except for reproduction in daily press and regular printed publications on sale to the public within 60 days of the event related to those data/results and always provided that copyright symbol appears together as follows below.

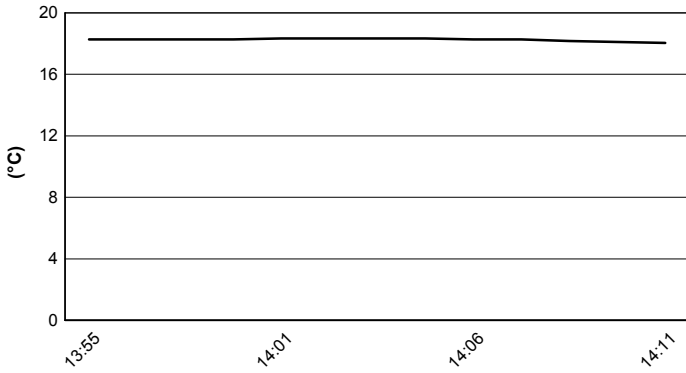
© DORNA WSBK ORGANIZATION Srl 2017



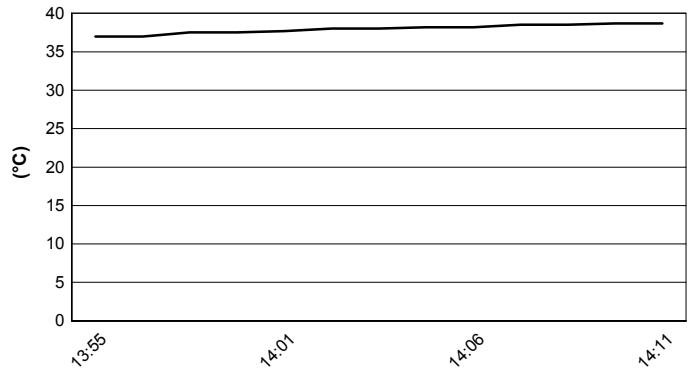
Phillip Island 4.445 m

Session started 13:55 Session ended 14:12


Air Temperature



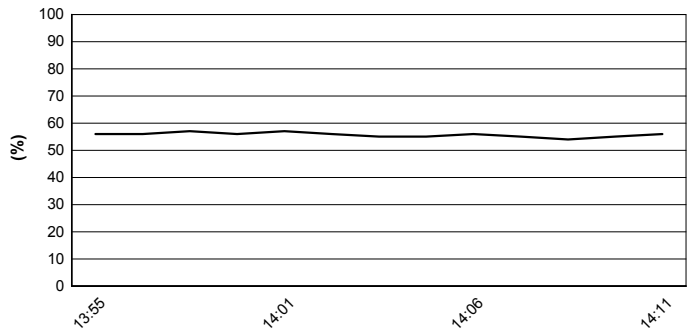
Track Temperature



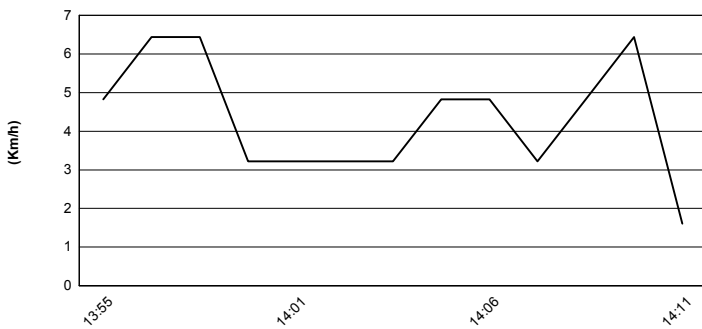
Air Pressure



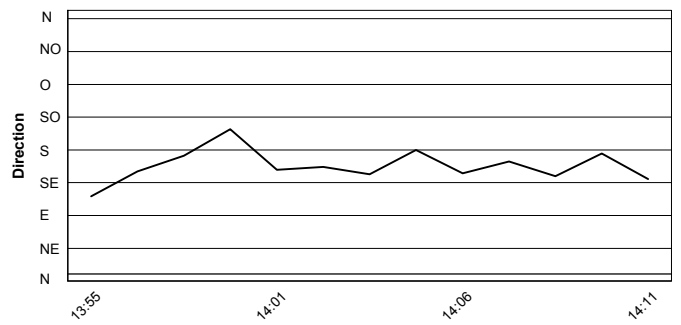
Humidity



Wind Speed



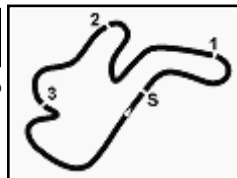
Wind Direction



25/02/2017

These data/results cannot be reproduced, stored and/or transmitted in whole or in part by any manner of electronic, mechanical, photocopying, recording, broadcasting or otherwise now known or herein after developed without the previous express consent by the copyright owner, except for reproduction in daily press and regular printed publications on sale to the public within 60 days of the event related to those data/results and always provided that copyright symbol appears together as follows below.

© DORNA WSBK ORGANIZATION Srl 2017



Phillip Island 4.445 m

Australian Round, 24-25-26 February 2017
World Supersport - TISSOT Superpole Award

	Points	Points From First	Points From Previous	February 26 PHILLIP ISLAND	March 12 BURIRAM	April 2 ARAGÓN	April 30 ASSEN	May 14 IMOLA	May 28 DONINGTON PARK	June 18 MISANO	August 20 LAUSITZRING	September 17 PORTIMÃO	October 1 MAGNY COURS	October 15 TBA	November 4 LOSAIL					
1 JACOBSEN PJ (USA)	25			25																
2 CLUZEL Jules (FRA)	20	5		20																
3 CARICASULO Federico (ITA)	16	9	4	16																
4 RYDE Kyle (GBR)	13	12	3	13																
5 MAHIAS Lucas (FRA)	11	14	2	11																
6 BALDOLINI Alex (ITA)	10	15	1	10																
7 REA Gino (GBR)	9	16	1	9																
8 ROLFO Roberto (ITA)	8	17	1	8																
9 SMITH Kyle (GBR)	7	18	1	7																
10 OKUBO Hikari (JPN)	6	19	1	6																
11 STAPLEFORD Luke (GBR)	5	20	1	5																
12 CANDUCCI Michael (ITA)	4	21	1	4																
13 KHAIRUDDIN Zulfahmi (MAS)	3	22	1	3																
14 CALERO Nacho (ESP)	2	23	1	2																
15 MORAIS Sheridan (RSA)	1	24	1	1																

25/02/2017

These data/results cannot be reproduced, stored and/or transmitted in whole or in part by any manner of electronic, mechanical, photocopying, recording, broadcasting or otherwise now known or herein after developed without the previous express consent by the copyright owner, except for reproduction in daily press and regular printed publications on sale to the public within 60 days of the event related to those data/results and always provided that copyright symbol appears together as follows below.

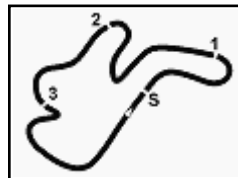
© DORNA WSBK ORGANIZATION Srl 2016

FIKR PERUGIA TIMING


Official Tyre Supplier



Official Timekeeper



Phillip Island 4.445 m

Australian Round, 24-25-26 February 2017

World Supersport - Superpole Ranking

	2014	2015	2016	2017
01 Phillip Island	Sofuoglu (Tur) Kaw 1'32.769 (172,5 Km/h)	Cluzel (Fra) Mva 1'33.379 (171,4 Km/h)	Sofuoglu (Tur) Kaw 1'33.142 (171,8 Km/h)	Jacobsen (Usa) Mva 1'33.128 (171,8 Km/h)
02 Buriram		Sofuoglu (Tur) Kaw 1'37.345 (168,4 Km/h)	Cluzel (Fra) Mva 1'38.383 (166,6 Km/h)	
03 Aragón	Coghlan (Gbr) Yam 2'01.662 (158,1 Km/h)	Cluzel (Fra) Mva 1'53.138 (161,5 Km/h)	Sofuoglu (Tur) Kaw 1'54.000 (160,3 Km/h)	
04 Assen	Marino (Fra) Kaw 1'38.106 (166,7 Km/h)	Cluzel (Fra) Mva 1'38.015 (166,8 Km/h)	Krummenacher (Sui) Kaw 1'39.300 (164,7 Km/h)	
05 Imola	Cluzel (Fra) Mva 1'51.110 (159,9 Km/h)	Cluzel (Fra) Mva 1'50.856 (160,3 Km/h)	Cluzel (Fra) Mva 1'51.132 (159,9 Km/h)	
06 Donington Park	van der Mark (Ned) Hon 1'46.220 (136,3 Km/h)	Sofuoglu (Tur) Kaw 1'29.925 (161,1 Km/h)	Sofuoglu (Tur) Kaw 1'30.298 (160,4 Km/h)	
07 Misano World Circuit	Cluzel (Fra) Mva 1'38.616 (154,3 Km/h)	Cluzel (Fra) Mva 1'37.482 (156,1 Km/h)	Caricasulo (Ita) Hon 1'38.097 (155,1 Km/h)	
08 Lausitzring			Sofuoglu (Tur) Kaw 1'40.778 (152,4 Km/h)	
09 Portimao	Sofuoglu (Tur) Kaw 1'45.924 (156,1 Km/h)	Cluzel (Fra) Mva 1'44.554 (158,1 Km/h)		
10 Magny-Cours	Cluzel (Fra) Mva 1'40.550 (157,9 Km/h)	Jacobsen (Usa) Hon 2'00.197 (132,1 Km/h)	Sofuoglu (Tur) Kaw 1'55.461 (137,5 Km/h)	
11 Jerez	van der Mark (Ned) Hon 1'44.293 (152,7 Km/h)	Sofuoglu (Tur) Kaw 1'43.528 (153,8 Km/h)	Sofuoglu (Tur) Kaw 1'42.969 (154,6 Km/h)	
12 Losail	Cluzel (Fra) Mva 2'01.851 (158,9 Km/h)	Sofuoglu (Tur) Kaw 2'00.989 (160,1 Km/h)	Stapleford (Gbr) Tri 2'01.621 (159,2 Km/h)	

2017

1 P. Jacobsen

ALL TIMES

30 K. Sofuoglu	3 D. Salom	1 M. Fabrizio
22 S. Charpentier	3 P. Jacobsen	1 C. Jones
18 J. Cluzel	2 P. Bontempi	1 K. Coghlan
17 B. Parkes	2 V. Guareschi	1 C. Davies
15 K. Muggeridge	2 J. Teuchert	1 F. Marino
14 F. Foret	2 M. Lagrive	1 L. Stapleford
14 S. Lowes	2 L. Scassa	1 R. Krummenacher
10 C. Crutchlow	2 J. Lascorz	1 F. Caricasulo
6 S. Chambon	2 M. Pirro	
6 E. Laverty	2 M. van der Mark	
5 P. Casoli	1 J. Whitham	
5 K. Fujiwara	1 M. Merregalli	
5 C. Vermeulen	1 P. Riba	
3 R. Xaus	1 C. Kellner	
3 I. MacPherson	1 B. MacLeod	
3 A. Pitt	1 J. Vd Goorbergh	
3 K. Curtain	1 S. Sanna	

25/02/2017

These data/results cannot be reproduced, stored and/or transmitted in whole or in part by any manner of electronic, mechanical, photocopying, recording, broadcasting or otherwise now known or herein after developed without the previous express consent by the copyright owner, except for reproduction in daily press and regular printed publications on sale to the public within 60 days of the event related to those data/results and always provided that copyright symbol appears together as follows below.

© DORNA WSBK ORGANIZATION Srl 2017

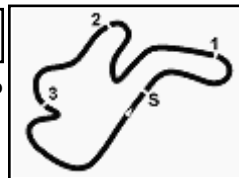
FICR PERUGIA TIMING



Official Tyre Supplier



Official Timekeeper



Australian Round, 24-25-26 February 2017

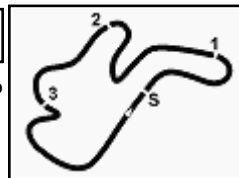
World Supersport - Best Laps & Speeds

No.	Rider		Best Lap		FP1		FP2		FP3		SP1		SP2	
	Nat	Bike	laps	speed	laps	speed	laps	speed	laps	speed	laps	speed	laps	speed
1	99	P. JACOBSEN	59	267,9	22	267,9	21	267,3	8	267,9	8	264,0		
		USA MV Agusta F3 675												
2	16	J. CLUZEL	57	272,0	20	268,6	20	271,3	9	270,0	8	272,0		
		FRA Honda CBR600RR												
3	64	F. CARICASULO	67	276,2	22	276,2	30	270,0	9	268,6	6	267,3		
		ITA Yamaha YZF R6												
4	77	K. RYDE	70	276,2	25	270,0	22	270,0	10	271,3	8	271,3	5	276,2
		GBR Kawasaki ZX-6R												
5	144	L. MAHIAS	48	270,6	18	268,6	15	270,6	8	270,0	7	267,9		
		FRA Yamaha YZF R6												
6	44	R. ROLFO	59	268,6	21	264,7	23	267,3	8	265,3	7	268,6		
		ITA MV Agusta F3 675												
7	25	A. BALDOLINI	53	274,1	18	266,6	20	274,1	8	269,3	7	272,0		
		ITA MV Agusta F3 675												
8	4	G. REA	65	266,6	22	262,7	24	265,3	10	264,0	9	266,6		
		GBR Kawasaki ZX-6R												
9	78	H. OKUBO	52	271,3	22	268,6	18	267,9	10	271,3	2	270,6		
		JPN Honda CBR600RR												
10	81	L. STAPLEFORD	58	265,3	19	264,7	23	265,3	8	263,4	8	260,8		
		GBR Triumph Daytona 675												
11	65	M. CANDUCCI	71	276,2	22	270,0	24	276,2	10	272,7	8	267,9	7	272,0
		ITA Kawasaki ZX-6R												
12	111	K. SMITH	59	270,6	23	267,3	20	270,6	8	266,0	8	270,0		
		GBR Honda CBR600RR												
13	63	Z. KHAIRUDDIN	61	270,0	21	267,9	25	270,0	9	266,6	6	264,7		
		MAS Kawasaki ZX-6R												
14	11	C. GAMARINO	54	270,6	21	270,0	20	270,6	5	260,2	8	260,2		
		ITA Honda CBR600RR												
15	10	N. CALERO	62	276,2	21	267,9	24	276,2	8	268,6	9	267,3		
		ESP Kawasaki ZX-6R												
16	41	A. WAGNER	60	271,3	22	269,3	21	271,3	9	270,0	8	266,0		
		AUS Honda CBR600RR												
17	32	S. MORAIS	43	266,6	10	264,0	19	263,4	6	260,8	8	266,6		
		RSA Yamaha YZF R6												
18	66	N. TUULI	59	272,7	20	264,7	23	262,7	9	272,7	7	264,0		
		FIN Yamaha YZF R6												
19	70	R. MULHAUSER	69	267,3	25	267,3	26	266,6	10	266,6	8	265,3		
		SUI Honda CBR600RR												
20	35	S. HILL	57	272,0	22	264,0	18	267,9	9	267,3	8	272,0		
		GBR Triumph Daytona 675												

25/02/2017

These data/results cannot be reproduced, stored and/or transmitted in whole or in part by any manner of electronic, mechanical, photocopying, recording, broadcasting or otherwise now known or herein after developed without the previous express consent by the copyright owner, except for reproduction in daily press and regular printed publications on sale to the public within 60 days of the event related to those data/results and always provided that copyright symbol appears together as follows below.

© DORNA WSBK ORGANIZATION Srl 2017



Phillip Island 4.445 m

Australian Round, 24-25-26 February 2017

World Supersport - Best Laps & Speeds

2 / 2

No.	Rider		Best Lap		FP1		FP2		FP3		SP1		SP2	
	Nat	Bike	laps	speed	laps	speed	laps	speed	laps	speed	laps	speed	laps	speed
21	26 K. WATANABE			1'34.770		1'35.076		1'34.770		1'35.595		1'34.968		
	JPN	Kawasaki ZX-6R	63	263,4	20	262,1	26	263,4	8	262,7	9	263,4		
22	83 L. EPIS			1'34.839		1'35.787		1'35.038		1'36.070		1'34.839		
	AUS	Kawasaki ZX-6R	63	270,0	24	266,6	23	266,6	8	266,0	8	270,0		
23	13 A. WEST			1'34.899		1'37.639				1'35.098		1'34.899		
	AUS	Yamaha YZF R6	14	262,1	2	248,2			7	262,1	5	257,1		
24	7 D. PIZZOLI			1'36.666		1'37.153		1'37.527		1'37.559		1'36.666		
	ITA	MV Agusta F3 675	61	264,0	27	261,5	18	260,2	8	264,0	8	263,4		
25	22 M. EDWARDS			1'42.203		1'42.203		1'42.767						
	AUS	Triumph Daytona 675	35	246,0	23	246,0	12	241,0						

25/02/2017

These data/results cannot be reproduced, stored and/or transmitted in whole or in part by any manner of electronic, mechanical, photocopying, recording, broadcasting or otherwise now known or herein after developed without the previous express consent by the copyright owner, except for reproduction in daily press and regular printed publications on sale to the public within 60 days of the event related to those data/results and always provided that copyright symbol appears together as follows below.

© DORNA WSBK ORGANIZATION Srl 2017

PIRELLI PERUGIA TIMING


Official Tyre Supplier



Official Timekeeper