

MotorLand Aragon 5.077 m

1 / 2

Spanish Round, 31 March 1-2 April 2017 World Superbike - Results Race 1

Laps 18 = 91,386 Km - Time Of Race 33'24.302 - Avg. 164,142 km/h

Pos	Race	Grid	No. Rider	Nat	Team	Bike	LL	Gap	Fastest Lap	Speed	Qualifying		Ranking		
											Time	Speed	R1	R2	Tot
1	9	1	J. REA	GBR	Kawasaki Racing Team	Kawasaki ZX-10R	18		1'50.597	318,6	1'49.350	314,9	25	125	1
2	8	33	M. MELANDRI	ITA	Aruba.it Racing - Ducati	Ducati Panigale R	18	4.058	1'50.737	317,6	1'49.973	320,5	20	65	4
3	7	66	T. SYKES	GBR	Kawasaki Racing Team	Kawasaki ZX-10R	18	7.512	1'50.885	315,8	1'49.492	314,0	16	78	2
4	1	22	A. LOWES	GBR	Pata Yamaha Official WorldSBK Team	Yamaha YZF R1	18	9.962	1'51.153	311,2			13	62	5
5	2	60	M. VAN DER MARK	NED	Pata Yamaha Official WorldSBK Team	Yamaha YZF R1	18	12.302	1'51.291	313,0	1'50.422	312,1	11	38	7
6	3	81	J. TORRES	ESP	Althea BMW Racing Team	BMW S 1000 RR	18	18.995	1'51.692	318,6	1'50.397	314,9	10	39	6
7	4	36	L. MERCADO	ARG	IODARacing	Aprilia RSV4 RF	18	21.545	1'51.670	316,7	1'50.514	317,6	9	9	18
8	5	50	E. LAVERTY	IRL	Milwaukee Aprilia	Aprilia RSV4 RF	18	27.309	1'51.582	319,5	1'50.647	319,5	8	23	11
9	6	6	S. BRADL	GER	Red Bull Honda World Superbike Team	Honda CBR1000RR	18	27.488	1'51.583	313,0	1'51.257	309,5	7	15	13
10	12	69	N. HAYDEN	USA	Red Bull Honda World Superbike Team	Honda CBR1000RR	18	27.663	1'51.649	310,3	1'50.761	307,7	6	27	10
11	15	2	L. CAMIER	GBR	MV Agusta Reparto Corse	MV Agusta 1000 F4	18	35.409	1'52.252	308,6	1'51.569	303,4	5	32	9
12	13	21	M. REITERBERGER	GER	Althea BMW Racing Team	BMW S 1000 RR	18	41.558	1'52.447	312,1	1'51.506	315,8	4	19	12
13	17	3	J. SIMON	ESP	Milwaukee Aprilia	Aprilia RSV4 RF	18	44.006	1'52.778	314,9	1'52.334	311,2	3	3	21
14	16	88	R. KRUMMENACHER	SUI	Kawasaki Puccetti Racing	Kawasaki ZX-10R	18	44.482	1'52.986	309,5	1'52.328	309,5	2	12	16
15	18	15	A. DE ANGELIS	RSM	Pedercini Racing SC-Project	Kawasaki ZX-10R	18	45.915	1'53.118	311,2	1'52.590	306,8	1	13	15
16	19	84	R. RUSSO	ITA	Guandalini Racing	Yamaha YZF R1	18	1'23.533	1'53.474	300,0	1'52.829	300,8		4	19
-----Not Classified-----															
RET	10	7	C. DAVIES	GBR	Aruba.it Racing - Ducati	Ducati Panigale R	16	2 Laps	1'50.740	315,8	1'49.319	315,8		70	3
RET	11	12	X. FORÉS	ESP	BARNI Racing Team	Ducati Panigale R	14	4 Laps	1'51.002	312,1	1'50.347	310,3		34	8
RET	14	40	R. RAMOS	ESP	Team Kawasaki Go Eleven	Kawasaki ZX-10R	4	14 Laps	1'51.807	308,6	1'51.557	302,5		13	14
RET	20	86	A. BADOVINI	ITA	Grillini Racing Team	Kawasaki ZX-10R	0				1'53.375	300,0		2	23

AIR	Humidity:	53%	Temp:	14°C
TRACK	Condition:	Dry	Temp:	27°C

Records	Pole (SP2)	2017	C.Davies	1'49.319	167,190 Km/h
	Race (RC1)	2016	C.Davies	1'50.421	165,520 Km/h
	Circuit (SP2)	2017	C.Davies	1'49.319	167,190 Km/h
Race Fastest lap		Lap 10	J.Rea	1'50.597	165,259 Km/h

No. Rider	From	To	Laps	Total
7 C. DAVIES	1	7	7	
1 J. REA	8	8	1	
7 C. DAVIES	9	15	7	14
1 J. REA	16	18	3	4

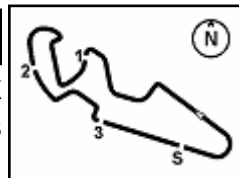
No. Rider	Laps
1 J. REA	57
7 C. DAVIES	21
33 M. MELANDRI	10
66 T. SYKES	4
12 X. FORÉS	3
22 A. LOWES	2
50 E. LAVERTY	1

Start 01/04/2017 13:01 End 13:35 The results are provisional until the end of the time limit for protests and appeals and the completion of the technical checks.

These data/results cannot be reproduced, stored and/or transmitted in whole or in part by any manner of electronic, mechanical, photocopying, recording, broadcasting or otherwise now known or herein after developed without the previous express consent by the copyright owner, except for reproduction in daily press and regular printed publications on sale to the public within 60 days of the event related to those data/results and always provided that copyright symbol appears together as follows below.

© DORNA WSBK ORGANIZATION Srl 2017





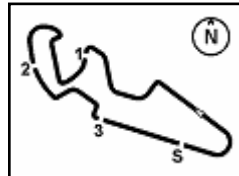
RACE HIGHLIGHTS

12.57.54		Warm-up Lap Start
12.58.40		N. 21 & 86 will start from last positions
13.01.05		Start
13.01.13	86 Badovini	Technical Problem - Turn 1
13.01.27	86 Badovini	Out
13.03.39		No Jump Start
13.09.19	40 Ramos	Technical Problem - Turn 8
13.09.53	40 Ramos	Out
13.10.22	12 Forés	Crashed - Turn 1
13.10.37	12 Forés	Re-joined
13.30.11	12 Forés	Technical Problem - Turn 15
13.30.32	12 Forés	Out
13.32.17	7 Davies	Crashed - Turn 16
13.33.13	7 Davies	Out
13.35.51		End Of Session

01/04/2017 Start End The results are provisional until the end of the time limit for protests and appeals
13:01 13:35 and the completion of the technical checks.

These data/results cannot be reproduced, stored and/or transmitted in whole or in part by any manner of electronic, mechanical, photocopying, recording, broadcasting or otherwise now known or herein after developed without the previous express consent by the copyright owner, except for reproduction in daily press and regular printed publications on sale to the public within 60 days of the event related to those data/results and always provided that copyright symbol appears together as follows below.

© DORNA WSBK ORGANIZATION Srl 2017



MotorLand Aragon 5.077 m

1 / 3

Spanish Round, 31 March 1-2 April 2017
World Superbike - Lap Chart Race 1

		Lap																	
		1	2	3	4	5	6	7	8	9	10	11	12	13	14	15	16	17	18
1	7	7	7	7	7	7	7	7	1	7	7	7	7	7	7	7	1	1	1
2	1	1	1	1	1	1	1	1	7	1	1	1	1	1	1	1	7	33	33
3	66	66	66	66	33	33	33	33	33	33	33	33	33	33	33	33	33	66	66
4	33	33	33	33	66	66	66	66	66	66	66	66	66	66	66	66	66	22	22
5	12	12	12	12	12	60	60	60	60	60	60	60	60	60	22	22	22	60	60
6	36	60	60	60	60	36	22	22	22	22	22	22	22	22	60	60	60	81	81
7	60	36	36	36	36	22	36	36	36	36	36	36	36	36	81	81	81	36	36
8	6	6	6	6	6	6	6	6	81	81	81	81	81	81	36	36	36	50	50
9	50	50	50	50	50	50	50	50	50	50	50	50	50	6	50	50	6	6	6
10	69	69	69	69	69	69	69	81	6	6	6	6	6	50	6	6	50	69	69
11	81	81	81	81	22	81	81	69	69	69	69	69	69	69	69	69	69	2	2
12	22	22	22	22	81	2	2	2	2	2	2	2	2	2	2	2	2	21	21
13	40	40	40	40	2	21	21	21	21	21	21	21	21	21	21	21	21	3	3
14	2	2	2	2	21	88	3	3	3	3	3	15	3	3	3	3	88	88	
15	21	21	21	21	15	15	88	15	15	15	15	88	88	88	88	88	15	15	
16	84	84	15	15	88	3	15	88	88	88	88	3	15	15	15	15	84	84	
17	15	15	84	88	3	84	84	84	84	84	12	12	12	12	84	84			
18	3	3	88	84	84	12	12	12	12	12	84	84	84	84					
19	88	88	3	3															

Final Result			
1	1	J. REA	Laps 18
2	33	M. MELANDRI	4.058
3	66	T. SYKES	7.512
4	22	A. LOWES	9.962
5	60	M. VAN DER MARK	12.302
6	81	J. TORRES	18.995
7	36	L. MERCADO	21.545
8	50	E. LAVERTY	27.309
9	6	S. BRADL	27.488
10	69	N. HAYDEN	27.663
11	2	L. CAMIER	35.409
12	21	M. REITERBERGER	41.558
13	3	J. SIMON	44.006
14	88	R. KRUMMENACHER	44.482
15	15	A. DE ANGELIS	45.915
16	84	R. RUSSO	1'23.533
RET	7	C. DAVIES	2 Laps
RET	12	X. FORÉS	4 Laps
RET	40	R. RAMOS	14 Laps
RET	86	A. BADOVINI	

01/04/2017

These data/results cannot be reproduced, stored and/or transmitted in whole or in part by any manner of electronic, mechanical, photocopying, recording, broadcasting or otherwise now known or herein after developed without the previous express consent by the copyright owner, except for reproduction in daily press and regular printed publications on sale to the public within 60 days of the event related to those data/results and always provided that copyright symbol appears together as follows below.

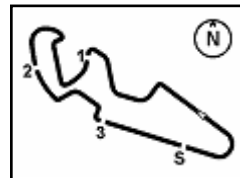
© DORNA WSBK ORGANIZATION Srl 2017

PIRELLI PERIGIA TIMING


Official Tyre Supplier



Official Timekeeper



MotorLand Aragon 5.077 m

3 / 3

13	21 M.Reiterberger (GER)	33.602
14	3 J.Simon (ESP)	39.783
15	88 R.Krummenacher (SU)	40.096
16	15 A.De Angelis (RSM)	41.424
17	84 R.Russo (ITA)	1'07.862

Lap 16

1	1 J.Rea (GBR)	
2	7 C.Davies (GBR)	0.054
3	33 M.Melandri (ITA)	2.986
4	66 T.Sykes (GBR)	5.812
5	22 A.Lowes (GBR)	9.806
6	60 M.van der Mark (NED)	11.018
7	81 J.Torres (ESP)	17.802
8	36 L.Mercado (ARG)	18.591
9	6 S.Bradl (GER)	23.767
10	50 E.Laverty (IRL)	23.947
11	69 N.Hayden (USA)	24.566
12	2 L.Camier (GBR)	31.695
13	21 M.Reiterberger (GER)	35.616
14	3 J.Simon (ESP)	41.837
15	88 R.Krummenacher (SU)	41.974
16	15 A.De Angelis (RSM)	43.085
17	84 R.Russo (ITA)	1'13.487

Lap 17

1	1 J.Rea (GBR)	
2	33 M.Melandri (ITA)	3.553
3	66 T.Sykes (GBR)	6.828
4	22 A.Lowes (GBR)	10.206
5	60 M.van der Mark (NED)	12.033
6	81 J.Torres (ESP)	18.618
7	36 L.Mercado (ARG)	20.264
8	50 E.Laverty (IRL)	25.991
9	6 S.Bradl (GER)	26.008
10	69 N.Hayden (USA)	26.197
11	2 L.Camier (GBR)	34.303
12	21 M.Reiterberger (GER)	39.349
13	3 J.Simon (ESP)	43.225
14	88 R.Krummenacher (SU)	43.753
15	15 A.De Angelis (RSM)	44.933
16	84 R.Russo (ITA)	1'18.647

Lap 18

1	1 J.Rea (GBR)	
2	33 M.Melandri (ITA)	4.058
3	66 T.Sykes (GBR)	7.512
4	22 A.Lowes (GBR)	9.962
5	60 M.van der Mark (NED)	12.302
6	81 J.Torres (ESP)	18.995
7	36 L.Mercado (ARG)	21.545
8	50 E.Laverty (IRL)	27.309
9	6 S.Bradl (GER)	27.488
10	69 N.Hayden (USA)	27.663
11	2 L.Camier (GBR)	35.409
12	21 M.Reiterberger (GER)	41.558
13	3 J.Simon (ESP)	44.006
14	88 R.Krummenacher (SU)	44.482
15	15 A.De Angelis (RSM)	45.915
16	84 R.Russo (ITA)	1'23.533

01/04/2017

These data/results cannot be reproduced, stored and/or transmitted in whole or in part by any manner of electronic, mechanical, photocopying, recording, broadcasting or otherwise now known or herein after developed without the previous express consent by the copyright owner, except for reproduction in daily press and regular printed publications on sale to the public within 60 days of the event related to those data/results and always provided that copyright symbol appears together as follows below.

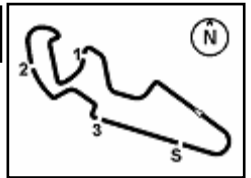
© DORNA WSBK ORGANIZATION Srl 2017

FIGR PERUGIA TIMING


Official Tyre Supplier



Official Timekeeper



Spanish Round, 31 March 1-2 April 2017 World Superbike - Best Sector & Speed Race 1

RESULTS

Pos	Rider	Team	Laps
1	J. REA	Kawasaki ZX-10R	18
2	33 M. MELANDRI	Ducati Panigale R	4.058
3	66 T. SYKES	Kawasaki ZX-10R	7.512
4	22 A. LOWES	Yamaha YZF R1	9.962
5	60 M. VAN DER MARK	Yamaha YZF R1	12.302
6	81 J. TORRES	BMW S 1000 RR	18.995
7	36 L. MERCADO	Aprilia RSV4 RF	21.545
8	50 E. LAVERTY	Aprilia RSV4 RF	27.309
9	6 S. BRADL	Honda CBR1000RR	27.488
10	69 N. HAYDEN	Honda CBR1000RR	27.663
11	2 L. CAMIER	MV Austa 1000 F4	35.409
12	21 M. REITERBERGER	BMW S 1000 RR	41.558
13	3 J. SIMON	Aprilia RSV4 RF	44.006
14	88 R. KRUMMENACHER	Kawasaki ZX-10R	44.482
15	15 A. DE ANGELIS	Kawasaki ZX-10R	45.915
16	84 R. RUSSO	Yamaha YZF R1	1'23.533
RET	7 C. DAVIES	Ducati Panigale R	2 Laps
RET	12 X. FORÉS	Ducati Panigale R	4 Laps
RET	40 R. RAMOS	Kawasaki ZX-10R	14 Laps
RET	86 A. BADOVINI	Kawasaki ZX-10R	

SPEED

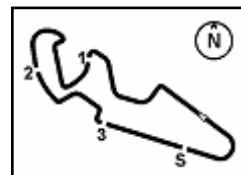
Pos	Rider	Team	Speed
1	50 E. LAVERTY	Aprilia RSV4 RF	319.5
2	81 J. TORRES	BMW S 1000 RR	318.6
3	1 J. REA	Kawasaki ZX-10R	318.6
4	33 M. MELANDRI	Ducati Panigale R	317.6
5	36 L. MERCADO	Aprilia RSV4 RF	316.7
6	66 T. SYKES	Kawasaki ZX-10R	315.8
7	7 C. DAVIES	Ducati Panigale R	315.8
8	3 J. SIMON	Aprilia RSV4 RF	314.9
9	6 S. BRADL	Honda CBR1000RR	313.0
10	60 M. VAN DER MARK	Yamaha YZF R1	313.0
11	21 M. REITERBERGER	BMW S 1000 RR	312.1
12	12 X. FORÉS	Ducati Panigale R	312.1
13	15 A. DE ANGELIS	Kawasaki ZX-10R	311.2
14	22 A. LOWES	Yamaha YZF R1	311.2
15	69 N. HAYDEN	Honda CBR1000RR	310.3
16	88 R. KRUMMENACHER	Kawasaki ZX-10R	309.5
17	40 R. RAMOS	Kawasaki ZX-10R	308.6
18	2 L. CAMIER	MV Austa 1000 F4	308.6
19	84 R. RUSSO	Yamaha YZF R1	300.0

SEG. 1		SEG. 2		SEG. 3		SEG. 4		SEG. 5	
1	1 J. REA 31.529	1	33 M. MELANDRI 31.135	1	7 C. DAVIES 21.324	1	1 J. REA 10.583	1	12 X. FORÉS 15.425
2	7 C. DAVIES 31.721	2	66 T. SYKES 31.136	2	1 J. REA 21.377	2	33 M. MELANDRI 10.613	2	7 C. DAVIES 15.458
3	66 T. SYKES 31.722	3	1 J. REA 31.171	3	33 M. MELANDRI 21.432	3	7 C. DAVIES 10.644	3	6 S. BRADL 15.490
4	22 A. LOWES 31.801	4	7 C. DAVIES 31.233	4	66 T. SYKES 21.452	4	50 E. LAVERTY 10.680	4	60 M. VAN DER MAR 15.498
5	12 X. FORÉS 31.802	5	22 A. LOWES 31.252	5	12 X. FORÉS 21.483	5	66 T. SYKES 10.692	5	22 A. LOWES 15.520
6	60 M. VAN DER MAR 31.819	6	12 X. FORÉS 31.261	6	22 A. LOWES 21.485	6	22 A. LOWES 10.692	6	81 J. TORRES 15.526
7	33 M. MELANDRI 31.824	7	60 M. VAN DER MAR 31.280	7	60 M. VAN DER MAR 21.523	7	36 L. MERCADO 10.748	7	33 M. MELANDRI 15.540
8	6 S. BRADL 31.879	8	50 E. LAVERTY 31.303	8	81 J. TORRES 21.587	8	3 J. SIMON 10.768	8	1 J. REA 15.556
9	81 J. TORRES 31.891	9	40 R. RAMOS 31.364	9	21 M. REITERBERG 21.618	9	6 S. BRADL 10.799	9	2 L. CAMIER 15.576
10	69 N. HAYDEN 31.960	10	81 J. TORRES 31.393	10	40 R. RAMOS 21.632	10	60 M. VAN DER MAR 10.811	10	69 N. HAYDEN 15.591
11	50 E. LAVERTY 31.965	11	6 S. BRADL 31.398	11	36 L. MERCADO 21.663	11	81 J. TORRES 10.815	11	36 L. MERCADO 15.599
12	36 L. MERCADO 32.024	12	69 N. HAYDEN 31.434	12	6 S. BRADL 21.665	12	69 N. HAYDEN 10.821	12	50 E. LAVERTY 15.644
13	40 R. RAMOS 32.102	13	36 L. MERCADO 31.510	13	69 N. HAYDEN 21.679	13	12 X. FORÉS 10.824	13	66 T. SYKES 15.645
14	2 L. CAMIER 32.108	14	2 L. CAMIER 31.579	14	50 E. LAVERTY 21.705	14	40 R. RAMOS 10.833	14	40 R. RAMOS 15.667
15	21 M. REITERBERG 32.124	15	21 M. REITERBERG 31.708	15	3 J. SIMON 21.719	15	88 R. KRUMMENAC 10.835	15	21 M. REITERBERG 15.669
16	88 R. KRUMMENAC 32.213	16	3 J. SIMON 31.751	16	2 L. CAMIER 21.804	16	15 A. DE ANGELIS 10.883	16	15 A. DE ANGELIS 15.712
17	3 J. SIMON 32.289	17	88 R. KRUMMENAC 31.798	17	84 R. RUSSO 21.841	17	2 L. CAMIER 10.949	17	84 R. RUSSO 15.772
18	15 A. DE ANGELIS 32.323	18	84 R. RUSSO 31.805	18	88 R. KRUMMENAC 21.852	18	21 M. REITERBERG 10.971	18	3 J. SIMON 15.772
19	84 R. RUSSO 32.483	19	15 A. DE ANGELIS 31.887	19	15 A. DE ANGELIS 22.041	19	84 R. RUSSO 11.198	19	88 R. KRUMMENAC 15.779

01/04/2017

These data/results cannot be reproduced, stored and/or transmitted in whole or in part by any manner of electronic, mechanical, photocopying, recording, broadcasting or otherwise now known or herein after developed without the previous express consent by the copyright owner, except for reproduction in daily press and regular printed publications on sale to the public within 60 days of the event related to those data/results and always provided that copyright symbol appears together as follows below.

© DORNA WSBK ORGANIZATION Srl 2017



Spanish Round, 31 March 1-2 April 2017 World Superbike - Chronological Analysis Race 1

Start at 13:00'42.106

84 R. RUSSO (1'53.474)

Lap	Seg. 1	Seg. 2	Seg. 3	Seg. 4	Seg. 5	Lap Time	km/h	Local Time
1	37.136	32.077	21.902	11.233	15.772	1'58.120	299.2	13:02'40.226
2	32.483	31.805	21.841	11.390	15.955	1'53.474	297.5	13:04'33.700
3	32.526	31.863	22.117	11.428	16.042	1'53.976	295.1	13:06'27.676
4	32.691	32.116	22.125	11.235	16.079	1'54.246	300.0	13:08'21.922
5	32.674	32.507	22.137	11.198	15.967	1'54.483	298.3	13:10'16.405
6	32.848	32.191	21.991	11.331	16.105	1'54.466	298.3	13:12'10.871
7	32.733	32.158	22.072	11.386	16.309	1'54.658	294.3	13:14'05.529
8	32.843	32.527	22.450	11.347	16.291	1'55.458	297.5	13:16'00.987
9	32.897	32.367	22.195	11.386	16.301	1'55.146	292.7	13:17'56.133
10	32.936	32.356	23.608	11.462	16.366	1'56.728	293.5	13:19'52.861
11	32.911	33.076	22.231	11.376	16.283	1'55.877	295.9	13:21'48.738
12	33.155	33.463	23.041	12.007	16.589	1'58.255	287.2	13:23'46.993
13	33.589	33.114	22.263	11.525	16.479	1'56.970	294.3	13:25'43.963
14	33.305	32.581	23.847	11.363	16.574	1'57.670	295.1	13:27'41.633
15	33.607	32.633	22.485	11.503	16.837	1'57.065	292.7	13:29'38.698
16	33.591	33.194	22.543	11.613	16.609	1'57.550	291.1	13:31'36.248
17	33.379	32.931	22.350	11.410	16.480	1'56.550	293.5	13:33'32.798
18	33.319	33.324	22.480	11.404	16.616	1'57.143	294.3	13:35'29.941

7 C. DAVIES (1'50.740)

Lap	Seg. 1	Seg. 2	Seg. 3	Seg. 4	Seg. 5	Lap Time	km/h	Local Time
1	33.712	31.630	21.537	10.677	15.458	1'53.014	313.0	13:02'35.120
2	31.823	31.233	21.374	10.800	15.510	1'50.740	308.6	13:04'25.860
3	31.721	31.244	21.578	10.819	15.515	1'50.877	306.8	13:06'16.737
4	32.025	31.296	21.461	10.794	15.557	1'51.133	308.6	13:08'07.870
5	31.881	31.281	21.331	10.818	15.605	1'50.916	309.5	13:09'58.786
6	31.907	31.341	21.329	10.785	15.633	1'50.995	308.6	13:11'49.781
7	32.051	31.378	21.478	10.850	15.577	1'51.334	307.7	13:13'41.115
8	31.895	31.963	21.634	10.644	15.592	1'51.728	315.8	13:15'32.843
9	31.896	31.262	21.324	10.778	15.649	1'50.909	309.5	13:17'23.752
10	31.870	31.320	21.327	10.779	15.678	1'50.974	308.6	13:19'14.726
11	31.944	31.420	21.432	10.725	15.606	1'51.127	312.1	13:21'05.853
12	31.834	31.353	21.418	10.812	15.602	1'51.019	310.3	13:22'56.872
13	31.903	31.294	21.341	10.797	15.646	1'50.981	309.5	13:24'47.853
14	31.903	31.495	21.529	10.786	15.702	1'51.415	310.3	13:26'39.268
15	31.998	31.470	21.686	10.749	15.665	1'51.568	312.1	13:28'30.836
16	32.209	31.911	21.550	10.701	15.608	1'51.979	315.8	13:30'22.815

12 X. FORÉS (1'51.002)

Lap	Seg. 1	Seg. 2	Seg. 3	Seg. 4	Seg. 5	Lap Time	km/h	Local Time
1	34.594	31.479	21.655	10.824	15.853	1'54.405	312.1	13:02'36.511
2	31.910	31.261	21.597	10.892	15.493	1'51.153	309.5	13:04'27.664
3	31.802	31.416	21.483	10.876	15.425	1'51.002	306.8	13:06'18.666
4	31.828	31.353	21.662	10.844	15.532	1'51.219	307.7	13:08'09.885
5	32.119	31.464	21.588	10.906	15.568	1'51.645	306.8	13:10'01.530
6	1'02.070	31.846	21.708	11.073	15.689	2'22.386	302.5	13:12'23.916
7	32.259	31.665	21.679	10.986	15.696	1'52.285	303.4	13:14'16.201
8	32.208	31.608	21.786	10.916	15.693	1'52.211	305.9	13:16'08.412
9	32.449	31.788	21.899	11.009	15.757	1'52.902	302.5	13:18'01.314
10	32.308	31.665	21.876	10.942	15.767	1'52.558	305.9	13:19'53.872
11	32.262	32.170	21.890	10.996	15.808	1'53.126	305.1	13:21'46.998
12	32.371	31.741	22.645	12.183	16.189	1'55.129	283.5	13:23'42.127
13	35.715	32.352	22.174	11.075	15.839	1'57.155	301.7	13:25'39.282
14	32.469	32.026	22.291	11.056	15.877	1'53.719	302.5	13:27'33.001

40 R. RAMOS (1'51.807)

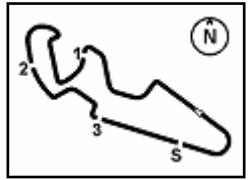
Lap	Seg. 1	Seg. 2	Seg. 3	Seg. 4	Seg. 5	Lap Time	km/h	Local Time
1	36.020	31.845	22.058	10.833	15.832	1'56.588	308.6	13:02'38.694
2	32.116	31.364	21.773	10.887	15.667	1'51.807	305.9	13:04'30.501
3	32.162	31.521	21.748	10.959	15.703	1'52.093	305.9	13:06'22.594
4	32.102	31.677	21.632	11.089	15.786	1'52.286	299.2	13:08'14.880

01/04/2017

P = Pits In/Out - C = Lap-Time Cancelled

These data/results cannot be reproduced, stored and/or transmitted in whole or in part by any manner of electronic, mechanical, photocopying, recording, broadcasting or otherwise now known or herein after developed without the previous express consent by the copyright owner, except for reproduction in daily press and regular printed publications on sale to the public within 60 days of the event related to those data/results and always provided that copyright symbol appears together as follows below.

© DORNA WSBK ORGANIZATION Srl 2017

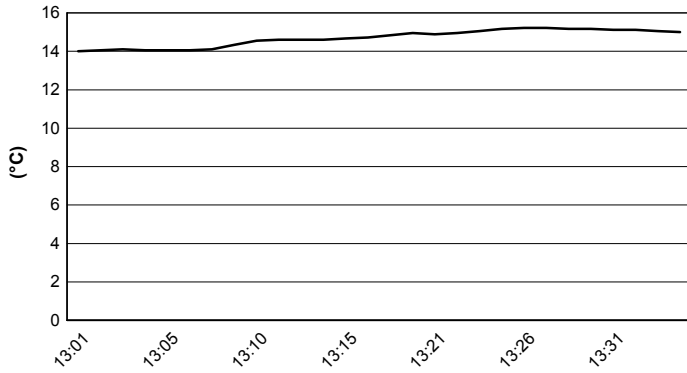


MotorLand Aragon 5.077 m

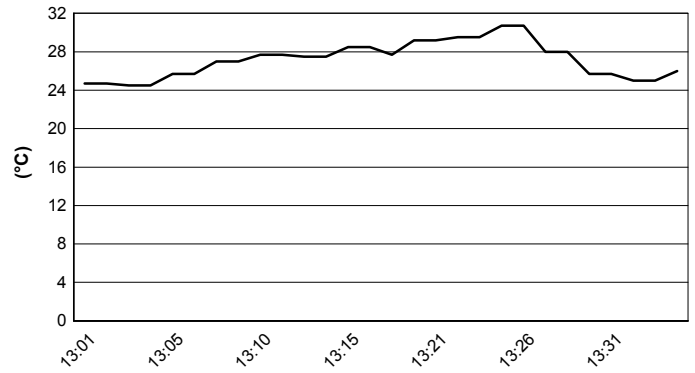
Spanish Round, 31 March 1-2 April 2017 World Superbike - Weather Report Race 1

Session started 13:01 Session ended 13:35

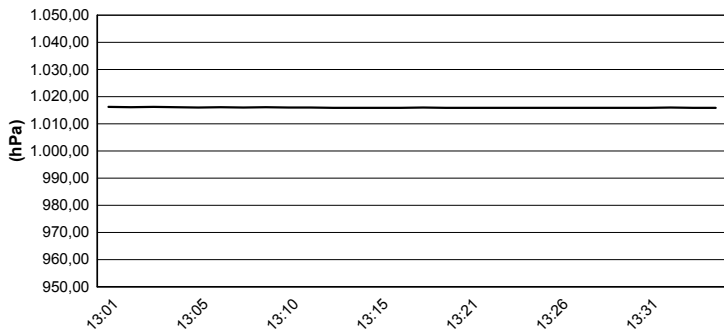
Air Temperature



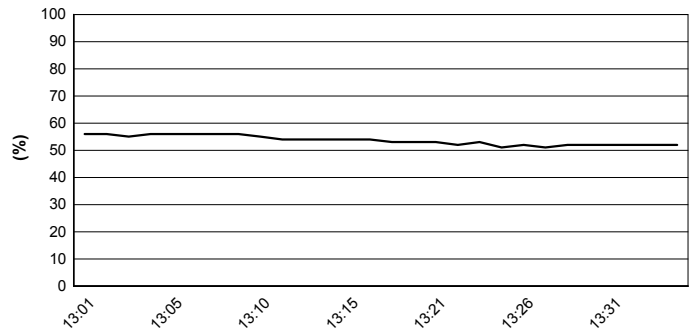
Track Temperature



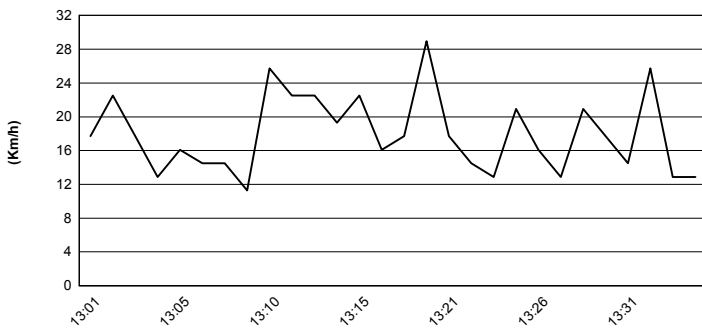
Air Pressure



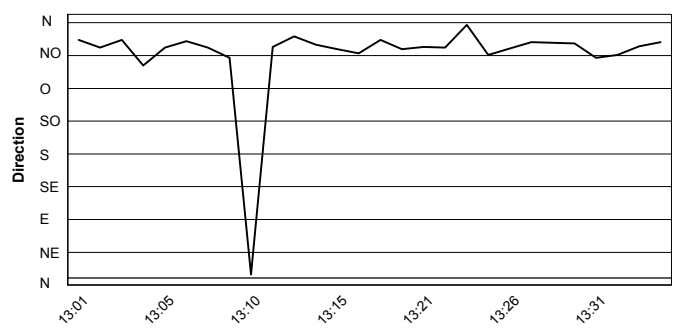
Humidity



Wind Speed



Wind Direction

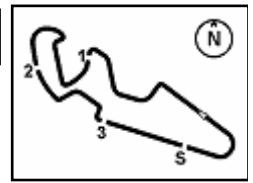


01/04/2017

These data/results cannot be reproduced, stored and/or transmitted in whole or in part by any manner of electronic, mechanical, photocopying, recording, broadcasting or otherwise now known or herein after developed without the previous express consent by the copyright owner, except for reproduction in daily press and regular printed publications on sale to the public within 60 days of the event related to those data/results and always provided that copyright symbol appears together as follows below.

© DORNA WSBK ORGANIZATION Srl 2017





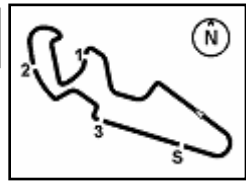
Spanish Round, 31 March 1-2 April 2017 World Superbike - Championship Standings

MotorLand Aragon 5.077 m

Points	Points From First	Points From Previous	February 26 PHILLIP ISLAND		March 12 BURIRAM		April 2 ARAGÓN		April 30 ASSEN		May 14 IMOLA		May 28 DONINGTON PARK		June 18 MISANO		July 9 LAGUNA SECA		August 20 LAUSITZING		September 17 PORTIMÃO		October 1 MAGNY COURS		October 15 JEREZ		November 4 LOSAIL	
			1	2	1	2	1	2	1	2	1	2	1	2	1	2	1	2	1	2	1	2	1	2	1	2	1	2
1 REA Jonathan (GBR)	125		25	25	25	25	25	25																				
2 SYKES Tom (GBR)	78 47		16	10	16	20	16	16																				
3 DAVIES Chaz (GBR)	70 55 8		20	20	20	10		0																				
4 MELANDRI Marco (ITA)	65 60 5		0	16	13	16	20																					
5 LOWES Alex (GBR)	62 63 3		13	13	10	13	13																					
6 TORRES Jordi (ESP)	39 86 23		9	0	9	11	10																					
7 VAN DER MARK Michael (NED)	38 87 1		7	9	11	0	11																					
8 FORÉS Xavi (ESP)	34 91 4		10	11	5	8	0																					
9 CAMIER Leon (GBR)	32 93 2		11	8	8	0	5																					
10 HAYDEN Nicky (USA)	27 98 5		5	0	7	9	6																					
11 LAVERTY Eugene (IRL)	23 102 4		8	6	0	1	8																					
12 REITERBERGER Markus (GER)	19 106 4		4	3	2	6	4																					
13 BRADL Stefan (GER)	15 110 4		1	1	6	0	7																					
14 RAMOS Román (ESP)	13 112 2		3	2	1	7	0																					
15 DE ANGELIS Alex (RSM)	13 112 0		2	5	0	5	1																					
16 KRUMMENACHER Randy (SUI)	12 113 1		6	0	4	0	2																					
17 SAVADORI Lorenzo (ITA)	10 115 2		0	7	3	0	0																					
18 MERCADO Leandro (ARG)	9 116 1		0	0	0	0	9																					
19 RUSSO Riccardo (ITA)	4 121 5		0	0	0	4	0																					
20 BROOKES Joshua (AUS)	4 121 0		0	4	0	0	0																					
21 SIMON Julian (ESP)	3 122 1		0	0	0	0	3																					
22 JEZEK Ondrej (CZE)	3 122 0		0	0	0	3	0																					
23 BADOVINI Ayrton (ITA)	2 123 1		0	0	0	2	0																					

01/04/2017 First Line: Championship Standings - Second Line: Ranking Progression
 These data/results cannot be reproduced, stored and/or transmitted in whole or in part by any manner of electronic, mechanical, photocopying, recording, broadcasting or otherwise now known or herein after developed without the previous express consent by the copyright owner, except for reproduction in daily press and regular printed publications on sale to the public within 60 days of the event related to those data/results and always provided that copyright symbol appears together as follows below.
 © DORNA WSBK ORGANIZATION Srl 2017





Spanish Round, 31 March 1-2 April 2017 World Superbike - Manufacturers Standings

Points	Points From First	Points From Previous	February 26		March 12		April 2		April 30		May 14		May 28		June 18		July 9		August 20		September 17		October 1		October 15		November 4	
			PHILLIP ISLAND	BURIRAM	ARAGÓN	ASSEN	IMOLA	DONINGTON PARK	MISANO	LAGUNA SECA	LAUSITZRING	PORTIMÃO	MAGNY COURS	JEREZ	LOSAIL													
1	KAWASAKI	125	25	25	25	25	25																					
			1	1	1	1	1																					
2	DUCATI	96	20	20	20	16	20																					
			2	2	2	2	2																					
3	YAMAHA	63	13	13	11	13	13																					
			3	3	3	3	3																					
4	BMW	42	9	3	9	11	10																					
			5	6	5	4	4																					
5	MV AGUSTA	32	11	8	8		5																					
			4	4	4	5	5																					
6	HONDA	29	5	1	7	9	7																					
			7	7	7	6	6																					
7	APRILIA	28	8	7	3	1	9																					
			6	5	6	7	7																					

01/04/2017

First Line: Championship Standings - Second Line: Ranking Progression

These data/results cannot be reproduced, stored and/or transmitted in whole or in part by any manner of electronic, mechanical, photocopying, recording, broadcasting or otherwise now known or herein after developed without the previous express consent by the copyright owner, except for reproduction in daily press and regular printed publications on sale to the public within 60 days of the event related to those data/results and always provided that copyright symbol appears together as follows below.

© DORNA WSBK ORGANIZATION Srl 2017

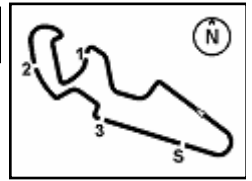
FKR PERUGIA TIMING



Official Tyre Supplier



Official Timekeeper



Spanish Round, 31 March 1-2 April 2017
World Superbike - Pirelli Best Lap Award

MotorLand Aragon 5.077 m

Points	Points From First	Points From Previous	February 26	March 12	April 2	April 30	May 14	May 28	June 18	July 9	August 20	September 17	October 1	October 15	November 4
			PHILLIP ISLAND	BURIRAM	ARAGÓN	ASSEN	IMOLA	DONINGTON PARK	MISANO	LAGUNA SECA	LAUSITZRING	PORTIMÃO	MAGNY COURS	JEREZ	LOSAIL
Fastest Laps															
1 REA Jonathan (GBR)	3		1	1	1										
2 MELANDRI Marco (ITA)	2	1	1	1											

01/04/2017

These data/results cannot be reproduced, stored and/or transmitted in whole or in part by any manner of electronic, mechanical, photocopying, recording, broadcasting or otherwise now known or herein after developed without the previous express consent by the copyright owner, except for reproduction in daily press and regular printed publications on sale to the public within 60 days of the event related to those data/results and always provided that copyright symbol appears together as follows below.

© DORNA WSBK ORGANIZATION Srl 2017

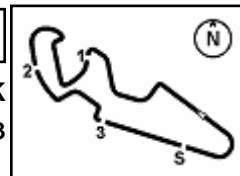
FKR PERUGIA TIMING



Official Tyre Supplier



Official Timekeeper



Spanish Round, 31 March 1-2 April 2017

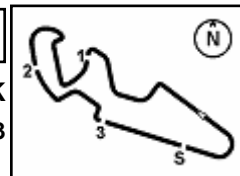
World Superbike - Best Laps & Speeds

No.	Rider	Nat	Bike	Best Lap		FP1		FP2		FP3		SP1		SP2		RC1	
				laps	speed	laps	speed	laps	speed	laps	speed	laps	speed	laps	speed	laps	speed
1	7 C. DAVIES	GBR	Ducati Panigale R	53	315,7	2	301,6	19	302,5	10	312,1	6	315,7	16	315,7	16	315,7
2	1 J. REA	GBR	Kawasaki ZX-10R	80	318,5	20	313,0	24	305,0	13	313,0	5	314,8	18	318,5	18	318,5
3	66 T. SYKES	GBR	Kawasaki ZX-10R	68	315,7	19	309,4	19	300,8	7	311,2	5	313,9	18	315,7	18	315,7
4	33 M. MELANDRI	ITA	Ducati Panigale R	69	320,4	20	311,2	17	305,0	8	313,0	6	320,4	18	317,6	18	317,6
5	12 X. FORÉS	ESP	Ducati Panigale R	65	312,1	17	303,3	20	304,2	8	307,6	6	310,3	14	312,1	14	312,1
6	81 J. TORRES	ESP	BMW S 1000 RR	75	318,5	22	311,2	17	304,2	12	312,1	6	314,8	18	318,5	18	318,5
7	60 M. VAN DER MARK	NED	Yamaha YZF R1	74	313,0	19	307,6	23	298,3	8	312,1	6	312,1	18	313,0	18	313,0
8	36 L. MERCADO	ARG	Aprilia RSV4 RF	79	317,6	22	310,3	22	306,8	11	314,8	6	317,6	18	316,7	18	316,7
9	22 A. LOWES	GBR	Yamaha YZF R1	56	311,2	16	309,4	22	301,6					18	311,2	18	311,2
10	50 E. LAVERTY	IRL	Aprilia RSV4 RF	70	319,5	20	313,0	17	304,2	9	315,7	6	319,5	18	319,5	18	319,5
11	69 N. HAYDEN	USA	Honda CBR1000RR	76	310,3	18	304,2	17	296,7	11	309,4	6	306,8	6	307,6	18	310,3
12	6 S. BRADL	GER	Honda CBR1000RR	78	313,0	21	308,5	18	296,7	11	309,4	6	307,6	4	309,4	18	313,0
13	21 M. REITERBERGER	GER	BMW S 1000 RR	73	315,7	20	311,2	19	300,8	12	314,8	4	315,7			18	312,1
14	40 R. RAMOS	ESP	Kawasaki ZX-10R	62	308,5	21	303,3	21	295,8	13	305,0	3	302,5			4	308,5
15	2 L. CAMIER	GBR	MV Agusta 1000 F4	50	308,5	12	298,3	14	295,0			6	303,3			18	308,5
16	15 A. DE ANGELIS	RSM	Kawasaki ZX-10R	68	311,2	18	301,6	17	295,0	10	305,9	5	306,8			18	311,2
17	84 R. RUSSO	ITA	Yamaha YZF R1	60	300,8	16	295,0	13	288,7	7	300,8	6	300,8			18	300,0
18	88 R. KRUMMENACHER	SUI	Kawasaki ZX-10R	76	309,4	22	306,8	23	299,1	10	306,8	3	309,4			18	309,4
19	3 J. SIMON	ESP	Aprilia RSV4 RF	74	314,8	21	306,8	19	299,1	10	313,9	6	311,2			18	314,8
20	37 O. JEZEK	CZE	Kawasaki ZX-10R	48	298,3	19	295,8	16	280,5	9	298,3	4	296,7				

01/04/2017

These data/results cannot be reproduced, stored and/or transmitted in whole or in part by any manner of electronic, mechanical, photocopying, recording, broadcasting or otherwise now known or herein after developed without the previous express consent by the copyright owner, except for reproduction in daily press and regular printed publications on sale to the public within 60 days of the event related to those data/results and always provided that copyright symbol appears together as follows below.

© DORNA WSBK ORGANIZATION Srl 2017



Spanish Round, 31 March 1-2 April 2017 World Superbike - Best Laps & Speeds

No.	Rider		Best Lap		FP1		FP2		FP3		SP1		SP2		RC1	
	Nat	Bike	laps	speed	laps	speed	laps	speed	laps	speed	laps	speed	laps	speed	laps	speed
21	86 A. BADOVINI		1'53.347		1'53.347		1'53.940		1'54.703		1'53.375					
	ITA	Kawasaki ZX-10R	46	300,0	17	298,3	14	294,2	9	298,3	6	300,0				

01/04/2017

These data/results cannot be reproduced, stored and/or transmitted in whole or in part by any manner of electronic, mechanical, photocopying, recording, broadcasting or otherwise now known or herein after developed without the previous express consent by the copyright owner, except for reproduction in daily press and regular printed publications on sale to the public within 60 days of the event related to those data/results and always provided that copyright symbol appears together as follows below.

© DORNA WSBK ORGANIZATION Srl 2017

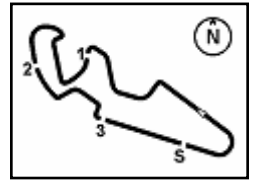
FKR PERUGIA TIMING



Official Tyre Supplier



Official Timekeeper



MotorLand Aragon 5.077 m

Spanish Round, 31 March 1-2 April 2017

World Superbike - Provisional Starting Grid - Race 2

1			2			3			4			5			6			7								
81 TORRES J. BMW 1'50.397 SP2			60 VAN DER MARK M. Yamaha 1'50.422 SP2			22 LOWES A. Yamaha			6 BRADL S. Honda 1'51.257 SP2			50 LAVERTY E. Aprilia 1'50.647 SP2			36 MERCADO L. Aprilia 1'50.514 SP2			1 REA J. Kawasaki 1'49.350 SP2			33 MELANDRI M. Ducati 1'49.973 SP2			66 SYKES T. Kawasaki 1'49.492 SP2		
15 DE ANGELIS A. Kawasaki 1'52.590 SP1			2 CAMIER L. MV Agusta 1'51.569 SP1			12 FORÉS X. Ducati 1'50.347 SP2			7 DAVIES C. Ducati 1'49.319 SP2			3 SIMON J. Aprilia 1'52.334 SP1			40 RAMOS R. Kawasaki 1'51.557 SP1			21 REITERBERGER M. BMW 1'51.506 SP1			86 BADOVINI A. Kawasaki 1'53.375 SP1			84 RUSSO R. Yamaha 1'52.829 SP1		

01/04/2017 Jury President

..... Race Director

These data/results cannot be reproduced, stored and/or transmitted in whole or in part by any manner of electronic, mechanical, photocopying, recording, broadcasting or otherwise now known or herein after developed without the previous express consent by the copyright owner, except for reproduction in daily press and regular printed publications on sale to the public within 60 days of the event related to those data/results and always provided that copyright symbol appears together as follows below.

© DORNA WSBK ORGANIZATION Srl 2017

FICR PERUGIA TIMING



Official Tyre Supplier



Official Timekeeper