



MotorLand Aragón 5.077 m

Spanish Round, 31 March 1-2 April 2017

World Superbike - Biographical Entry List

No.	Rider (Abbreviation)			Nat	Bike Team	Wins 2017	Podiums 2017	Pole 2017	Races 2017	Tyres
	Age	Date of Birth	Place of Birth							
1	1	REA Jonathan (Rea) 30 02/02/1987	Ballymena	GBR	Kawasaki ZX-10R Kawasaki Racing Team	42 4	92 4	10 2	196 4	Pirelli
2	2	CAMIER Leon (Cam) 30 04/08/1986	Ashford Kent	GBR	MV Agusta 1000 F4 MV Agusta Reparto Corse		9		162 4	Pirelli
3	3	SIMON Julian (Sim) 29 03/04/1987	Toledo	ESP	Aprilia RSV4 RF Milwaukee Aprilia					
4	6	BRADL Stefan (Bra) 27 29/11/1989	Augusta	GER	Honda CBR1000RR Red Bull Honda World Superbike Team				4 4	Pirelli
5	7	DAVIES Chaz (Dav) 30 10/02/1987	Knighton	GBR	Ducati Panigale R Aruba.it Racing - Ducati	20	52 3	3	131 4	Pirelli
6	12	FORÉS Xavi (For) 31 16/09/1985	Llombai	ESP	Ducati Panigale R BARNI Racing Team		1		44 4	Pirelli
7	15	DE ANGELIS Alex (DeA) 33 26/02/1984	Rimini	RSM	Kawasaki ZX-10R Pedercini Racing SC-Project		1		28 4	Pirelli
8	21	REITERBERGER Markus (Rei) 23 09/03/1994	Trostberg	GER	BMW S 1000 RR Althea BMW Racing Team				34 4	Pirelli
9	22	LOWES Alex (Low) 26 14/09/1990	Lincoln	GBR	Yamaha YZF R1 Pata Yamaha Official WorldSBK Team		3		82 4	Pirelli
10	33	MELANDRI Marco (Mel) 34 07/08/1982	Ravenna	ITA	Ducati Panigale R Aruba.it Racing - Ducati	19	51 2	1	106 4	Pirelli
11	36	MERCADO Leandro (Mer) 25 15/02/1992	Cordoba	ARG	Aprilia RSV4 RF IODARacing				40	Pirelli
12	37	JEZEK Ondrej (Jez) 28 15/03/1989	Brno	CZE	Kawasaki ZX-10R Grillini Racing Team				4 4	Pirelli
13	40	RAMOS Román (Ram) 26 06/01/1991	Santander	ESP	Kawasaki ZX-10R Team Kawasaki Go Eleven				52 4	Pirelli
14	50	LAVERTY Eugene (Lav) 30 03/06/1986	Toomebridge	IRL	Aprilia RSV4 RF Milwaukee Aprilia	13	33	2	108 4	Pirelli
15	60	VAN DER MARK Michael (vdM) 24 26/10/1992	Gouda	NED	Yamaha YZF R1 Pata Yamaha Official WorldSBK Team		9	1	56 4	Pirelli
16	66	SYKES Tom (Syk) 31 19/08/1985	Huddersfield	GBR	Kawasaki ZX-10R Kawasaki Racing Team	31	87 3	38	214 4	Pirelli
17	69	HAYDEN Nicky (Hay) 35 30/07/1981	Owensboro - Kentucky	USA	Honda CBR1000RR Red Bull Honda World Superbike Team	1	4		32 4	Pirelli
18	81	TORRES Jordi (Tor) 29 27/08/1987	Rubi	ESP	BMW S 1000 RR Althea BMW Racing Team	1	4		56 4	Pirelli
19	84	RUSSO Riccardo (Rus) 24 10/10/1992	Maddaloni	ITA	Yamaha YZF R1 Guandalini Racing				8 4	Pirelli
20	86	BADOVINI Ayrton (Bad) 30 31/05/1986	Biella	ITA	Kawasaki ZX-10R Grillini Racing Team			1	149 4	Pirelli
21	88	KRUMMENACHER Randy (Kru) 27 24/02/1990	Zurich	SUI	Kawasaki ZX-10R Kawasaki Puccetti Racing				4 4	Pirelli

31/03/2017

* = Wild Card

These data/results cannot be reproduced, stored and/or transmitted in whole or in part by any manner of electronic, mechanical, photocopying, recording, broadcasting or otherwise now known or herein after developed without the previous express consent by the copyright owner, except for reproduction in daily press and regular printed publications on sale to the public within 60 days of the event related to those data/results and always provided that copyright symbol appears together as follows below.

© DORNA WSBK ORGANIZATION Srl 2017

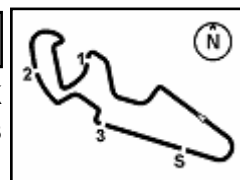
FICR PERUGIA TIMING



Official Tyre Supplier



Official Timekeeper



Spanish Round, 31 March 1-2 April 2017

World Superbike - Results Free Practice 1st Session

MotorLand Aragón 5.077 m
1 / 2

No.	Rider	Nat	Team	Bike	Time	Gap	Rel.	Laps	Speed	
									Avg	Max
1	1 J. REA	GBR	Kawasaki Racing Team	Kawasaki ZX-10R	1'50.570			20	165,300	313,0
2	22 A. LOWES	GBR	Pata Yamaha Official WorldSBK Team	Yamaha YZF R1	1'50.641	0.071	0.071	16	165,194	309,5
3	12 X. FORÉS	ESP	BARNI Racing Team	Ducati Panigale R	1'50.728	0.158	0.087	17	165,064	303,4
4	81 J. TORRES	ESP	Althea BMW Racing Team	BMW S 1000 RR	1'50.798	0.228	0.070	22	164,960	311,2
5	66 T. SYKES	GBR	Kawasaki Racing Team	Kawasaki ZX-10R	1'50.944	0.374	0.146	19	164,743	309,5
6	60 M. VAN DER MARK	NED	Pata Yamaha Official WorldSBK Team	Yamaha YZF R1	1'50.956	0.386	0.012	19	164,725	307,7
7	33 M. MELANDRI	ITA	Aruba.it Racing - Ducati	Ducati Panigale R	1'51.144	0.574	0.188	20	164,446	311,2
8	36 L. MERCADO	ARG	IODARacing	Aprilia RSV4 RF	1'51.174	0.604	0.030	22	164,402	310,3
9	6 S. BRADL	GER	Red Bull Honda World Superbike Team	Honda CBR1000RR	1'51.177	0.607	0.003	21	164,397	308,6
10	69 N. HAYDEN	USA	Red Bull Honda World Superbike Team	Honda CBR1000RR	1'51.507	0.937	0.330	18	163,911	304,2
11	50 E. LAVERTY	IRL	Milwaukee Aprilia	Aprilia RSV4 RF	1'51.535	0.965	0.028	20	163,870	313,0
12	21 M. REITERBERGER	GER	Althea BMW Racing Team	BMW S 1000 RR	1'51.753	1.183	0.218	20	163,550	311,2
13	15 A. DE ANGELIS	RSM	Pedercini Racing SC-Project	Kawasaki ZX-10R	1'52.080	1.510	0.327	18	163,073	301,7
14	84 R. RUSSO	ITA	Guandalini Racing	Yamaha YZF R1	1'52.096	1.526	0.016	16	163,050	295,1
15	88 R. KRUMMENACHER	SUI	Kawasaki Puccetti Racing	Kawasaki ZX-10R	1'52.214	1.644	0.118	22	162,878	306,8
16	40 R. RAMOS	ESP	Team Kawasaki Go Eleven	Kawasaki ZX-10R	1'52.259	1.689	0.045	21	162,813	303,4
17	2 L. CAMIER	GBR	MV Agusta Reparto Corse	MV Agusta 1000 F4	1'52.348	1.778	0.089	12	162,684	298,3
18	3 J. SIMON	ESP	Milwaukee Aprilia	Aprilia RSV4 RF	1'53.326	2.756	0.978	21	161,280	306,8
19	86 A. BADOVINI	ITA	Grillini Racing Team	Kawasaki ZX-10R	1'53.347	2.777	0.021	17	161,250	298,3
20	37 O. JEZEK	CZE	Grillini Racing Team	Kawasaki ZX-10R	1'53.729	3.159	0.382	19	160,708	295,9
21	7 C. DAVIES	GBR	Aruba.it Racing - Ducati	Ducati Panigale R	1'53.896	3.326	0.167	2	160,473	301,7

Qualifying Lap Time (107% of 1'50.570): **1'58.311**

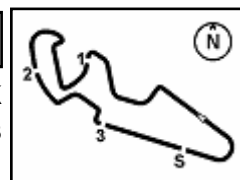
AIR	Humidity:	67%	Temp:	11°C
TRACK	Condition:	Dry	Temp:	16°C

Records	Pole (SP2)	2016 T.Sykes	1'49.374	167,110	Km/h
	Race (RC1)	2016 C.Davies	1'50.421	165,520	Km/h
	Circuit (SP2)	2016 T.Sykes	1'49.374	167,110	Km/h

31/03/2017 Start 09:45 End 10:47 The results are provisional until the end of the time limit for protests and appeals and the completion of the technical checks.

These data/results cannot be reproduced, stored and/or transmitted in whole or in part by any manner of electronic, mechanical, photocopying, recording, broadcasting or otherwise now known or herein after developed without the previous express consent by the copyright owner, except for reproduction in daily press and regular printed publications on sale to the public within 60 days of the event related to those data/results and always provided that copyright symbol appears together as follows below.

© DORNA WSBK ORGANIZATION Srl 2017



Spanish Round, 31 March 1-2 April 2017 World Superbike - Results Free Practice 1st Session

Session Highlights

Local Time	No. Rider	Description
09.45.00		Start
09.45.09		WorldSBK Pit Intervention Time: 56secs
09.51.12	7 C. DAVIES	Technical Problem - Turn 1
10.47.09		End Of Session

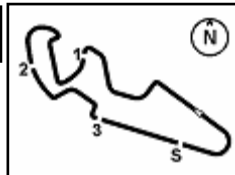
Fastest Laps Sequence

No.	Rider	Nat	Team	Bike	Local Time	Time	Gap	Avg
1	J. REA	GBR	Kawasaki Racing Team	Kawasaki ZX-10R	09:48'48.130	1'51.838		163,426
1	J. REA	GBR	Kawasaki Racing Team	Kawasaki ZX-10R	09:50'39.525	1'51.395	-0.443	164,076
1	J. REA	GBR	Kawasaki Racing Team	Kawasaki ZX-10R	09:52'30.862	1'51.337	-0.058	164,161
1	J. REA	GBR	Kawasaki Racing Team	Kawasaki ZX-10R	09:54'22.044	1'51.182	-0.155	164,390
1	J. REA	GBR	Kawasaki Racing Team	Kawasaki ZX-10R	09:58'05.833	1'50.570	-0.612	165,300

31/03/2017 Start End The results are provisional until the end of the time limit for protests and appeals
09:45 10:47 and the completion of the technical checks.

These data/results cannot be reproduced, stored and/or transmitted in whole or in part by any manner of electronic, mechanical, photocopying, recording, broadcasting or otherwise now known or herein after developed without the previous express consent by the copyright owner, except for reproduction in daily press and regular printed publications on sale to the public within 60 days of the event related to those data/results and always provided that copyright symbol appears together as follows below.

© DORNA WSBK ORGANIZATION Srl 2017



Spanish Round, 31 March 1-2 April 2017

World Superbike - Best Sector & Speed Free Practice 1st Session

MotorLand Aragón 5.077 m

BEST LAP

1	1 J. REA	Kawasaki ZX-10R	1'50.570
2	22 A. LOWES	Yamaha YZF R1	1'50.641
3	12 X. FORÉS	Ducati Panigale R	1'50.728
4	81 J. TORRES	BMW S 1000 RR	1'50.798
5	66 T. SYKES	Kawasaki ZX-10R	1'50.944
6	60 M. VAN DER MARK	Yamaha YZF R1	1'50.956
7	33 M. MELANDRI	Ducati Panigale R	1'51.144
8	36 L. MERCADO	Aorilia RS4 RF	1'51.174
9	6 S. BRADL	Honda CBR1000RR	1'51.177
10	69 N. HAYDEN	Honda CBR1000RR	1'51.507
11	50 E. LAVERTY	Aorilia RS4 RF	1'51.535
12	21 M. REITERBERGER	BMW S 1000 RR	1'51.753
13	15 A. DE ANGELIS	Kawasaki ZX-10R	1'52.080
14	84 R. RUSSO	Yamaha YZF R1	1'52.096
15	88 R. KRUMMENACHER	Kawasaki ZX-10R	1'52.214
16	40 R. RAMOS	Kawasaki ZX-10R	1'52.259
17	2 L. CAMIER	MV Agusta 1000 F4	1'52.348
18	3 J. SIMON	Aorilia RS4 RF	1'53.326
19	86 A. BADOVINI	Kawasaki ZX-10R	1'53.347
20	37 O. JEZEK	Kawasaki ZX-10R	1'53.729
21	7 C. DAVIES	Ducati Panigale R	1'53.896

SPEED

1	1 J. REA	Kawasaki ZX-10R	313.0
2	50 E. LAVERTY	Aorilia RS4 RF	313.0
3	21 M. REITERBERGER	BMW S 1000 RR	311.2
4	33 M. MELANDRI	Ducati Panigale R	311.2
5	81 J. TORRES	BMW S 1000 RR	311.2
6	36 L. MERCADO	Aorilia RS4 RF	310.3
7	66 T. SYKES	Kawasaki ZX-10R	309.5
8	22 A. LOWES	Yamaha YZF R1	309.5
9	6 S. BRADL	Honda CBR1000RR	308.6
10	60 M. VAN DER MARK	Yamaha YZF R1	307.7
11	3 J. SIMON	Aorilia RS4 RF	306.8
12	88 R. KRUMMENACHER	Kawasaki ZX-10R	306.8
13	69 N. HAYDEN	Honda CBR1000RR	304.2
14	40 R. RAMOS	Kawasaki ZX-10R	303.4
15	12 X. FORÉS	Ducati Panigale R	303.4
16	7 C. DAVIES	Ducati Panigale R	301.7
17	15 A. DE ANGELIS	Kawasaki ZX-10R	301.7
18	86 A. BADOVINI	Kawasaki ZX-10R	298.3
19	2 L. CAMIER	MV Agusta 1000 F4	298.3
20	37 O. JEZEK	Kawasaki ZX-10R	295.9
21	84 R. RUSSO	Yamaha YZF R1	295.1

SEG. 1		SEG. 2		SEG. 3		SEG. 4		SEG. 5			
1	22 A. LOWES	31.485	1	22 A. LOWES	31.177	1	66 T. SYKES	21.350	1	12 X. FORÉS	15.318
2	1 J. REA	31.584	2	12 X. FORÉS	31.213	2	1 J. REA	21.417	2	33 M. MELANDRI	15.365
3	81 J. TORRES	31.617	3	6 S. BRADL	31.244	3	81 J. TORRES	21.426	3	22 A. LOWES	15.410
4	12 X. FORÉS	31.688	4	66 T. SYKES	31.249	4	12 X. FORÉS	21.474	4	60 M. VAN DER MAR	15.429
5	60 M. VAN DER MAR	31.871	5	60 M. VAN DER MAR	31.250	5	33 M. MELANDRI	21.478	5	22 A. LOWES	15.433
6	66 T. SYKES	31.871	6	81 J. TORRES	31.251	6	60 M. VAN DER MAR	21.494	6	6 S. BRADL	15.448
7	6 S. BRADL	31.891	7	1 J. REA	31.261	7	22 A. LOWES	21.495	7	66 T. SYKES	15.474
8	69 N. HAYDEN	31.903	8	36 L. MERCADO	31.316	8	6 S. BRADL	21.508	8	60 M. VAN DER MAR	15.525
9	84 R. RUSSO	31.926	9	33 M. MELANDRI	31.364	9	69 N. HAYDEN	21.508	9	7 C. DAVIES	15.527
10	36 L. MERCADO	31.940	10	50 E. LAVERTY	31.370	10	21 M. REITERBERG	21.537	10	69 N. HAYDEN	15.531
11	33 M. MELANDRI	31.942	11	69 N. HAYDEN	31.392	11	36 L. MERCADO	21.546	11	81 J. TORRES	15.541
12	21 M. REITERBERG	31.983	12	84 R. RUSSO	31.424	12	84 R. RUSSO	21.615	12	88 R. KRUMMENAC	15.576
13	50 E. LAVERTY	31.992	13	15 A. DE ANGELIS	31.507	13	40 R. RAMOS	21.630	13	40 R. RAMOS	15.624
14	2 L. CAMIER	32.073	14	21 M. REITERBERG	31.517	14	50 E. LAVERTY	21.653	14	21 M. REITERBERG	15.639
15	88 R. KRUMMENAC	32.122	15	2 L. CAMIER	31.619	15	88 R. KRUMMENAC	21.674	15	3 J. SIMON	15.640
16	40 R. RAMOS	32.159	16	88 R. KRUMMENAC	31.642	16	2 L. CAMIER	21.833	16	12 X. FORÉS	15.684
17	15 A. DE ANGELIS	32.227	17	40 R. RAMOS	31.678	17	37 O. JEZEK	21.834	17	15 A. DE ANGELIS	15.690
18	86 A. BADOVINI	32.365	18	86 A. BADOVINI	31.894	18	15 A. DE ANGELIS	21.891	18	86 A. BADOVINI	15.718
19	37 O. JEZEK	32.437	19	37 O. JEZEK	31.925	19	3 J. SIMON	21.930	19	2 L. CAMIER	15.720
20	3 J. SIMON	32.469	20	3 J. SIMON	32.083	20	86 A. BADOVINI	22.024	20	37 O. JEZEK	15.897
21	7 C. DAVIES	32.915	21	7 C. DAVIES	32.296	21	7 C. DAVIES	22.149	21	84 R. RUSSO	15.935

31/03/2017

These data/results cannot be reproduced, stored and/or transmitted in whole or in part by any manner of electronic, mechanical, photocopying, recording, broadcasting or otherwise now known or herein after developed without the previous express consent by the copyright owner, except for reproduction in daily press and regular printed publications on sale to the public within 60 days of the event related to those data/results and always provided that copyright symbol appears together as follows below.

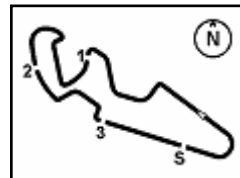
© DORNA WSBK ORGANIZATION Srl 2017

FICR PERUGIA TIMING


Official Tyre Supplier



Official Timekeeper



MotorLand Aragón 5.077 m

Spanish Round, 31 March 1-2 April 2017

World Superbike - Ideal Times Free Practice 1st Session

No.	Rider	Nat	Bike	Seg. 1	Seg. 2	Seg. 3	Seg. 4	Seg. 5	Ideal Time		
				Diff. 1	Diff. 2	Diff. 3	Diff. 4	Diff. 5	Best Lap	Pos.	Diff.
1	22 A. LOWES	GBR	Yamaha YZF R1	31.485	31.177	21.495 0.236	10.773	15.410 0.065	1'50.340 1'50.641	2	0.301
2	1 J. REA	GBR	Kawasaki ZX-10R	31.584	31.261	21.417 0.013	10.761 0.002	15.448 0.084	1'50.471 1'50.570	1	0.099
3	81 J. TORRES	ESP	BMW S 1000 RR	31.617 0.014	31.251	21.426	10.922 0.096	15.433 0.039	1'50.649 1'50.798	4	0.149
4	12 X. FORÉS	ESP	Ducati Panigale R	31.688	31.213	21.474 0.044	10.965 0.026	15.318	1'50.658 1'50.728	3	0.070
5	33 M. MELANDRI	ITA	Ducati Panigale R	31.942 0.105	31.364	21.478 0.120	10.667 0.088	15.365 0.015	1'50.816 1'51.144	7	0.328
6	66 T. SYKES	GBR	Kawasaki ZX-10R	31.871	31.249	21.350	10.815 0.128	15.531	1'50.816 1'50.944	5	0.128
7	60 M. VAN DER MARK	NED	Yamaha YZF R1	31.871	31.250	21.494	10.878 0.025	15.429 0.009	1'50.922 1'50.956	6	0.034
8	6 S. BRADL	GER	Honda CBR1000RR	31.891	31.244 0.150	21.508 0.037	10.797	15.525 0.025	1'50.965 1'51.177	9	0.212
9	36 L. MERCADO	ARG	Aprilia RSV4 RF	31.940 0.013	31.316 0.038	21.546 0.031	10.763	15.527	1'51.092 1'51.174	8	0.082
10	69 N. HAYDEN	USA	Honda CBR1000RR	31.903	31.392	21.508	10.911 0.252	15.541	1'51.255 1'51.507	10	0.252
11	50 E. LAVERTY	IRL	Aprilia RSV4 RF	31.992	31.370 0.033	21.653	10.759 0.152	15.576	1'51.350 1'51.535	11	0.185
12	21 M. REITERBERGER	GER	BMW S 1000 RR	31.983	31.517	21.537 0.051	10.938 0.087	15.640	1'51.615 1'51.753	12	0.138
13	84 R. RUSSO	ITA	Yamaha YZF R1	31.926 0.031	31.424	21.615	11.315 0.136	15.624 0.025	1'51.904 1'52.096	14	0.192
14	88 R. KRUMMENACHER	SUI	Kawasaki ZX-10R	32.122	31.642	21.674	10.928 0.055	15.684 0.109	1'52.050 1'52.214	15	0.164
15	15 A. DE ANGELIS	RSM	Kawasaki ZX-10R	32.227	31.507	21.891	10.981	15.474	1'52.080 1'52.080	13	
16	40 R. RAMOS	ESP	Kawasaki ZX-10R	32.159 0.081	31.678 0.010	21.630	10.936 0.075	15.690	1'52.093 1'52.259	16	0.166
17	2 L. CAMIER	GBR	MV Agusta 1000 F4	32.073	31.619	21.833 0.019	11.084	15.720	1'52.329 1'52.348	17	0.019
18	3 J. SIMON	ESP	Aprilia RSV4 RF	32.469	32.083 0.036	21.930 0.032	10.958 0.100	15.718	1'53.158 1'53.326	18	0.168
19	86 A. BADOVINI	ITA	Kawasaki ZX-10R	32.365	31.894	22.024	11.060 0.069	15.935	1'53.278 1'53.347	19	0.069
20	37 O. JEZEK	CZE	Kawasaki ZX-10R	32.437 0.162	31.925 0.081	21.834 0.075	11.185 0.133	15.897	1'53.278 1'53.729	20	0.451
21	7 C. DAVIES	GBR	Ducati Panigale R	32.915	32.296	22.149	10.897	15.639	1'53.896 1'53.896	21	
Overall Ideal Time				31.485	31.177	21.350	10.667	15.318	1'49.997		

31/03/2017

These data/results cannot be reproduced, stored and/or transmitted in whole or in part by any manner of electronic, mechanical, photocopying, recording, broadcasting or otherwise now known or herein after developed without the previous express consent by the copyright owner, except for reproduction in daily press and regular printed publications on sale to the public within 60 days of the event related to those data/results and always provided that copyright symbol appears together as follows below.

© DORNA WSBK ORGANIZATION Srl 2017

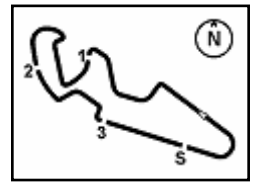
FIGR PERUGIA TIMING



Official Tyre Supplier



Official Timekeeper



Spanish Round, 31 March 1-2 April 2017

World Superbike - Chronological Analysis Free Practice 1st Session

MotorLand Aragón 5.077 m

1 / 3

1° 1 J. REA (1'50.570)								
Lap	Seg. 1	Seg. 2	Seg. 3	Seg. 4	Seg. 5	Lap Time	km/h	Local Time
1	32.370	32.800	22.868	10.929	15.935	306.8	9:46'56.292	
2	31.918	31.398	21.608	10.853	15.609	1'51.838	9:48'48.130	
3	32.018	31.360	21.723	10.862	15.532	1'51.395	9:50'39.525	
4	31.906	31.419	21.624	10.785	15.487	1'51.337	9:52'30.862	
5	32.894	31.727	21.877	11.129	15.592	1'53.219	9:56'15.263	
6	31.584	31.261	21.430	10.763	15.532	1'50.570	9:58'05.833	
7	33.674	33.002	21.686	10.901	21.320	2'00.583 P	10:00'06.416	
8	13'15.975	33.865	22.641	10.992	15.763	14'39.236 P	10:14'45.652	
9	32.250	31.717	21.899	10.944	15.758	1'52.568	10:16'38.220	
10	33.677	31.859	22.040	10.801	15.614	1'53.991	10:18'32.211	
11	31.907	31.471	21.576	10.761	15.763	1'51.478	10:20'23.689	
12	33.804	31.779	22.034	10.889	21.083	1'59.589 P	10:22'23.278	
13	9'16.463	32.423	22.245	10.960	15.784	10'37.875 P	10:33'01.153	
14	33.708	31.795	21.660	10.925	15.692	1'53.780	10:34'54.933	
15	31.966	31.391	21.444	10.823	15.458	1'51.082	10:36'46.015	
16	32.009	31.584	21.622	10.941	15.478	1'51.634	10:38'37.649	
17	31.903	31.512	21.536	10.874	15.561	1'51.386	10:40'29.035	
18	32.020	31.410	21.417	10.882	15.602	1'51.331	10:42'20.366	
19	31.759	31.303	21.786	10.909	15.530	1'51.287	10:44'11.653	
20	31.829	31.394	21.491	10.870	15.533	1'51.117	10:46'02.770	

2° 22 A. LOWES (1'50.641)								
Lap	Seg. 1	Seg. 2	Seg. 3	Seg. 4	Seg. 5	Lap Time	km/h	Local Time
1	33.431	38.997	23.302	11.517	16.405	297.5	9:47'53.035	
2	32.539	32.059	21.807	10.907	15.746	1'53.058	9:49'48.083	
3	44.920	32.106	22.036	10.930	15.842	2'05.834	9:51'41.141	
4	32.205	31.673	21.706	10.963	15.704	1'52.251	9:53'46.975	
5	31.901	31.714	21.639	10.912	15.576	1'51.742	9:57'30.968	
6	35.086	35.364	22.014	10.879	23.785	2'07.128 P	9:59'38.096	
7	13'45.363	34.853	22.865	11.016	15.748	15'09.845 P	10:14'47.941	
8	32.137	31.567	21.852	10.888	15.548	1'51.992	10:16'39.933	
9	32.115	32.253	21.774	10.839	15.809	1'52.790	10:18'32.723	
10	31.944	31.451	21.495	10.818	15.410	1'51.118	10:20'23.841	
11	32.734	31.865	21.642	10.873	29.467	2'06.581 P	10:22'30.422	
12	13'53.234	33.932	23.408	11.082	15.785	15'17.441 P	10:37'47.863	
13	32.008	31.350	21.605	10.930	15.838	1'51.431	10:39'39.294	
14	31.666	31.304	21.554	10.874	15.534	1'50.932	10:41'30.226	
15	34.940	31.707	22.906	10.979	15.638	1'56.170	10:43'26.396	
16	31.485	31.177	21.731	10.773	15.475	1'50.641	10:45'17.037	

3° 12 X. FORÉS (1'50.728)								
Lap	Seg. 1	Seg. 2	Seg. 3	Seg. 4	Seg. 5	Lap Time	km/h	Local Time
1	36.089	33.197	22.455	11.113	15.944	1'58.798	9:50'29.980	
2	32.894	32.690	22.071	11.001	15.821	1'54.477	9:52'24.457	
3	32.506	32.040	21.930	11.068	15.676	1'53.220	9:54'17.677	
4	32.624	31.867	21.875	10.984	15.701	1'53.051	9:56'10.728	
5	32.403	31.837	21.764	11.001	15.524	1'52.529	9:58'03.257	
6	37.466	33.515	22.833	10.981	24.511	2'09.306 P	10:00'12.563	
7	7'15.012	33.236	22.043	11.064	15.659	8'37.014 P	10:08'49.577	
8	32.072	31.542	21.664	11.000	15.484	1'51.762	10:10'41.339	
9	32.075	31.505	21.637	11.015	15.589	1'51.821	10:12'33.160	
10	32.041	31.611	21.570	11.020	15.466	1'51.708	10:14'24.868	
11	31.962	31.681	21.843	10.965	23.270	1'59.721 P	10:16'24.589	
12	11'43.150	32.581	22.083	11.082	15.581	13'04.477 P	10:29'29.066	
13	32.225	31.680	21.773	11.060	15.684	1'52.422	10:31'21.488	
14	33.196	32.380	22.006	11.095	22.280	2'00.957 P	10:33'22.445	
15	8'10.154	32.912	21.742	11.017	15.601	9'31.426 P	10:42'53.871	
16	31.875	31.229	21.474	11.005	15.382	1'50.965	10:44'44.836	
17	31.688	31.213	21.518	10.991	15.318	1'50.728	10:46'35.564	

4° 81 J. TORRES (1'50.798)								
Lap	Seg. 1	Seg. 2	Seg. 3	Seg. 4	Seg. 5	Lap Time	km/h	Local Time
1	35.103	37.014	24.124	11.599	16.686	293.5	9:49'04.514	
2	33.007	32.289	22.304	11.021	15.839	1'54.460	9:51'04.122	
3	32.557	32.129	22.063	10.973	15.858	1'53.580	9:52'58.582	
4	32.328	31.920	22.130	11.100	15.724	1'53.202	9:54'52.162	
5	32.344	31.860	21.898	11.032	15.697	1'52.831	9:56'45.364	
6	32.471	31.906	22.272	11.332	38.973	2'16.954 P	9:58'38.195	
7	6'37.297	33.855	24.006	11.167	15.967	8'02.292 P	10:00'55.149	
8	32.770	31.935	21.772	10.997	15.717	1'53.191	10:02'50.632	
9	32.039	31.510	21.724	11.006	15.695	1'51.974	10:04'42.606	
10	32.441	40.594	23.699	10.971	15.644	2'03.349	10:14'45.955	

31/03/2017

P = Pits In/Out - C = Lap-Time Cancelled

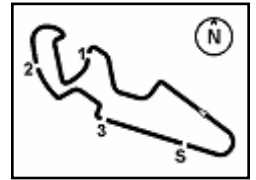
These data/results cannot be reproduced, stored and/or transmitted in whole or in part by any manner of electronic, mechanical, photocopying, recording, broadcasting or otherwise now known or herein after developed without the previous express consent by the copyright owner, except for reproduction in daily press and regular printed publications on sale to the public within 60 days of the event related to those data/results and always provided that copyright symbol appears together as follows below.

© DORNA WSBK ORGANIZATION Srl 2017

11	32.387	31.675	21.869	10.922	15.637	1'52.490	307.7	10:16'38.445
12	32.209	31.740	21.995	10.995	22.463	1'59.402 P	311.2	10:18'37.847
13	9'19.356	33.345	22.289	11.140	15.747	10'41.877 P	303.4	10:29'19.724
14	31.976	31.411	21.560	11.036	15.480	1'51.463	303.4	10:31'11.187
15	31.617	31.394	21.536	10.949	15.481	1'50.977	306.8	10:32'02.164
16	31.631	31.251	21.426	11.018	15.472	1'50.798	306.8	10:34'52.962
17	31.800	31.342	21.465	11.113	15.433	1'51.153	305.9	10:36'44.115
18	32.431	32.204	22.269	13.035	16.339	2'06.278	285.0	10:38'50.393
19	32.288	31.919	21.845	11.070	15.557	1'52.679	302.5	10:40'43.072
20	31.912	31.532	29.750	11.448	15.666	2'00.308	305.1	10:42'43.380
21	31.938	31.606	21.849	10.995	15.544	1'51.932	306.8	10:44'35.312
22	32.020	31.596	21.794	11.026	15.623	1'52.059	309.5	10:46'27.371

5° 66 T. SYKES (1'50.944)								
Lap	Seg. 1	Seg. 2	Seg. 3	Seg. 4	Seg. 5	Lap Time	km/h	Local Time
1	33.906	35.136	24.008	11.642	16.494	2'03.174 P	300.0	9:48'38.432
2	4'56.764	31.950	23.168	11.149	22.250	6'20.769 P	306.8	9:50'41.606
3	32.183	31.275	21.668	10.816	15.714	1'51.656	308.6	9:57'02.375
4	31.981	31.507	21.612	10.815	15.674	1'51.589	308.6	9:58'54.031
5	35.038	33.744	22.814	10.863	16.305	1'58.764	309.5	10:00'45.620
6	31.905	31.310	21.644	10.857	15.904	1'51.620	305.9	10:04'36.004
7	31.958	31.330	21.559	10.834	15.805	1'51.486	307.7	10:06'27.490
8	31.986	31.417	21.463	10.845	15.717	1'51.428	306.8	10:08'18.918
9	33.866	32.750	22.447	10.824	22.439	2'02.326 P	309.5	10:10'21.244
10	6'09.984	31.841	22.286	12.544	17.068	7'33.723 P	285.7	10:12'54.967
11	31.901	31.333	21.458	10.921	15.707	1'51.320	305.1	10:19'46.287
12	33.471	32.706	22.412	10.921	22.010	2'01.520 P	304.2	10:21'47.807
13	5'30.279	32.091	22.189	11.076	15.873	6'51.508 P	301.7	10:28'39.315
14	31.877	31.271	21.424	10.947	15.620	1'51.139	303.4	10:30'30.454
15	31.926	31.278	21.546	10.883	15.637	1'51.270	305.1	10:32'21.724
16	33.820	32.345	22.420	11.034	22.249	2'01.868 P	301.7	10:34'23.992
17	5'24.032	43.811	21.875	11.036	15.631	6'56.385 P	302.5	10:41'19.977
18	31.871	31.249	21.350	10.943	15.531	1'50.944	305.1	10:43'10.921
19	33.657	32.387	22.309	10.990	15.779	1'55.122	303.4	10:45'06.043

6° 60 M. VAN DER MARK (1'50.956)								
Lap	Seg. 1	Seg. 2	Seg. 3	Seg. 4	Seg. 5	Lap Time	km/h	Local Time
1	33.059	33.018	23.832	11.180	16.040	303.4	9:48'46.223	
2	32.817	31.747	22.238	10.878	15.877	1'53.557	306.8	9:50'40.554
3	38.122	32.457	21.920	10.972	15.699	1'59.170	305.1	9:54'33.281
4	32.302	31.593	21.978	10.881	15.705	1'52.459	307.7	9:56'25.740
5	34.957	32.145	22.055	11.162	23.120	2'03.439 P	302.5	9:58'29.179
6	11'31.631	32.345	22.222	11.151	15.920	12'53.269 P	300.0	10:11'22.448
7	32.461	31.761	21.756	11.015	15.789	1'52.782	302.5	10:13'15.230
8	32.467	31.683	21.872	1				



Spanish Round, 31 March 1-2 April 2017

World Superbike - Chronological Analysis Free Practice 1st Session

MotorLand Aragón 5.077 m

2 / 3

18	33.128	32.976	22.140	10.751	15.614	1'54.609	308.6	10:42'15.181
19	31.942	31.593	21.675	10.667	15.365	1'51.242	309.5	10:44'06.423
20	32.224	31.422	21.478	10.725	15.424	1'51.273	309.5	10:45'57.696

8° 36 L. MERCADO (1'51.174)								
Lap	Seg. 1	Seg. 2	Seg. 3	Seg. 4	Seg. 5	Lap Time	km/h	Local Time
1	35.704	38.350	25.103	11.257	17.626	2'00.721	306.8	9:47'23.210
2	34.028	32.468	22.510	10.916	22.089	2'02.011 P	309.5	9:51'25.942
3	6'41.630	32.863	22.372	10.993	16.104	8'03.962 P	306.8	9:59'29.904
4	32.817	32.184	22.164	10.893	15.960	1'54.018	308.6	10:01'23.922
5	32.420	32.017	21.847	10.873	15.756	1'52.913	309.5	10:03'16.835
6	32.350	32.028	22.032	10.923	15.856	1'53.189	309.5	10:05'10.024
7	32.296	32.076	21.935	10.873	15.789	1'52.969	309.5	10:07'02.993
8	32.360	31.666	21.948	10.825	15.786	1'52.585	308.6	10:08'55.578
9	33.926	35.116	21.958	10.868	15.742	1'57.610	310.3	10:10'53.188
10	32.283	31.747	21.827	10.794	15.644	1'52.295	310.3	10:12'45.483
11	33.918	37.173	25.366	10.853	24.590	2'11.900 P	309.5	10:14'57.383
12	8'00.801	33.200	22.436	11.051	15.936	9'24.044 P	305.9	10:24'21.427
13	32.831	32.084	22.068	10.910	15.918	1'53.611	309.5	10:26'15.038
14	32.493	31.785	21.878	10.953	15.738	1'52.847	309.5	10:28'07.885
15	32.454	31.846	22.069	10.901	15.770	1'53.040	307.7	10:30'00.925
16	34.331	32.337	22.380	10.952	21.765	2'01.765 P	304.2	10:32'02.690
17	3'49.256	40.091	23.473	11.053	15.787	5'19.660 P	304.2	10:37'22.350
18	33.227	33.050	22.199	10.894	15.640	1'55.010	308.6	10:39'17.360
19	31.966	31.402	21.546	10.834	15.580	1'51.328	310.3	10:41'08.688
20	31.940	31.316	21.646	10.816	15.566	1'51.284	309.5	10:42'59.972
21	31.953	31.354	21.577	10.763	15.527	1'51.174	310.3	10:44'51.146
22	33.140	31.907	22.045	10.805	15.835	1'53.732	307.7	10:46'44.878

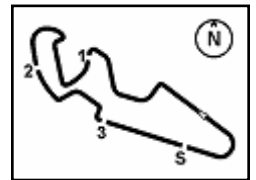
9° 6 S. BRADL (1'51.177)								
Lap	Seg. 1	Seg. 2	Seg. 3	Seg. 4	Seg. 5	Lap Time	km/h	Local Time
1	36.375	36.072	24.602	11.129	16.886	1'59.257	305.1	9:49'24.856
2	32.798	32.254	22.159	10.935	15.863	1'54.009	304.2	9:51'18.865
3	32.389	31.824	22.014	10.949	15.824	1'53.000	304.2	9:53'11.865
4	32.506	31.847	21.909	10.890	15.770	1'52.922	305.1	9:55'04.787
5	32.352	31.906	21.820	10.986	15.769	1'52.833	303.4	9:56'57.620
6	32.271	31.756	21.794	11.029	15.701	1'52.551	303.4	9:58'50.171
7	34.817	33.273	21.759	10.892	15.755	1'56.496	307.7	10:00'46.667
8	32.425	32.320	22.227	11.031	22.147	2'00.150 P	303.4	10:02'46.817
9	12'27.931	37.104	22.559	11.148	15.956	13'54.698 P	300.8	10:16'41.515
10	32.428	31.956	21.734	10.939	15.718	1'52.775	305.1	10:18'34.290
11	33.840	31.845	21.957	10.937	15.790	1'54.369	304.2	10:20'28.659
12	32.336	31.895	21.758	11.002	15.670	1'52.661	303.4	10:22'21.320
13	32.292	31.890	21.781	11.027	15.748	1'52.738	300.0	10:24'14.058
14	32.809	33.123	22.529	11.085	15.882	1'55.428	301.7	10:26'09.486
15	32.622	32.189	21.847	10.997	22.013	1'59.668 P	305.1	10:28'09.154
16	7'04.450	33.368	22.076	11.069	15.688	8'26.651 P	298.3	10:36'35.805
17	32.148	31.244	21.508	10.923	15.525	1'51.348	302.5	10:38'27.153
18	37.980	34.113	22.169	12.228	15.660	2'02.150	285.7	10:40'29.303
19	31.891	31.394	21.545	10.797	15.550	1'51.177	308.6	10:42'20.480
20	31.938	31.553	21.528	10.859	15.531	1'51.409	307.7	10:44'11.889
21	32.008	31.385	21.512	10.917	15.534	1'51.356	305.9	10:46'03.245

10° 69 N. HAYDEN (1'51.507)								
Lap	Seg. 1	Seg. 2	Seg. 3	Seg. 4	Seg. 5	Lap Time	km/h	Local Time
1	33.542	35.554	23.539	11.322	16.339	2'00.721	297.5	9:47'13.688
2	32.808	32.821	22.433	11.191	15.934	1'55.921	300.8	9:49'09.609
3	33.026	32.077	22.062	11.354	15.862	1'54.163	302.5	9:51'03.772
4	32.493	31.808	22.067	10.911	15.713	1'52.992	301.7	9:54'51.077
5	32.556	31.851	21.962	11.075	24.029	2'01.473 P	304.2	9:56'52.550
6	10'44.640	33.040	22.461	11.153	15.784	12'07.078 P	296.7	10:08'59.628
7	32.511	31.821	21.858	11.092	15.648	1'52.930	300.0	10:10'52.558
8	32.313	31.959	21.951	11.082	16.211	1'53.516	300.0	10:12'46.074
9	32.652	31.795	22.006	11.133	15.735	1'53.321	299.2	10:14'39.395
10	32.830	32.304	22.629	11.698	21.026	2'00.487 P	282.0	10:16'39.882
11	8'49.094	32.851	22.480	11.109	15.889	10'11.423 P	295.1	10:26'51.305
12	32.542	31.449	21.775	11.055	15.589	1'52.410	299.2	10:28'43.715
13	32.238	31.731	21.784	11.137	15.695	1'52.585	298.3	10:30'36.300
14	32.436	31.668	21.961	11.104	21.719	1'58.888 P	300.0	10:32'35.188
15	5'37.198	32.276	22.138	11.312	15.662	6'58.586 P	294.3	10:39'33.774
16	31.903	31.392	21.508	11.163	15.541	1'51.507	298.3	10:41'25.821
17	32.227	31.587	21.676	11.002	15.551	1'52.043	300.8	10:43'17.324
18	32.065	31.422	25.812	11.049	15.748	1'56.096	301.7	10:45'13.420

11° 50 E. LAVERTY (1'51.535)								
Lap	Seg. 1	Seg. 2	Seg. 3	Seg. 4	Seg. 5	Lap Time	km/h	Local Time
1	36.383	36.151	23.861	11.490	16.606	2'04.491	291.9	9:49'39.225
2	32.986	38.824	22.464	11.996	15.951	2'02.221	288.8	9:51'41.446
3	33.208	32.009	21.977	11.348	16.132	1'54.674	292.7	9:53'36.120
4	32.591	32.158	21.802	11.526	16.043	1'54.120	291.9	9:55'30.240
5	33.952	33.569	22.849	11.893	23.470	2'05.733 P	285.0	9:57'35.973
6	13'41.382	33.583	23.717	12.287	16.178	15'07.147 P	265.4	10:12'43.120
7	32.638	32.240	22.118	11.377	16.019	1'54.392	291.1	10:14'37.512
8	32.608	32.087	26.334	13.748	16.567	2'01.344	248.3	10:16'38.856
9	32.683	31.957	21.982	11.315	15.826	1'53.763	295.1	10:18'32.619

1	3'16.045	35.821	24.714	11.513	24.518	299.2	9:47'53.269
2	33.863	34.318	24.290	11.048	16.220	4'41.921 P	310.3
3	32.917	32.265	22.155	10.885	16.071	1'56.104	309.5
4	32.495	31.888	21.952	10.827	15.821	1'52.983	310.3
5	32.497	31.821	22.079	10.759	15.779	1'52.935	313.0
6	32.720	31.847	21.908	10.772	15.833	1'53.080	312.1
7	32.422	32.213	21.942	10.811	15.795	1'53.183	309.5
8	32.638	32.190	22.078	11.223	23.147	2'01.676 P	242.2
9	11'05.514	33.052	23.219	11.013	15.997	12'28.795 P	305.9
10	32.866	31.996	21.946	10.883	15.815	1'53.506	309.5
11	32.415	31.769	22.090	10.825	15.679	1'52.778	310.3
12	32.456	31.873	21.935	10.830	15.726	1'52.820	309.5
13	32.566	31.715	22.181	10.909	16.025	1'53.396	308.6
14	32.488	31.840	21.990	10.852	15.863	1'53.033	308.6
15	32.783	32.371	22.091	11.163	23.519	2'01.927 P	300.8
16	7'05.090	32.655	22.191	11.977	15.744	8'27.657 P	297.5
17	32.188	31.602	21.698	10.857	15.784	1'52.129	306.8
18	32.055	31.370	21.812	10.810	15.618	1'51.665	308.6
19	32.018	31.421	21.715	10.802	15.605	1'51.561	308.6
20	31.992	31.403	21.653	10.911	15.576	1'51.535	307.7

12° 21 M. REITERBERGER (1'51.753)								
Lap	Seg. 1	Seg. 2	Seg. 3	Seg. 4	Seg. 5	Lap Time	km/h	Local Time
1	36.011	24.101	11.919	16.694	293.5	9:49'06.192		
2	34.389	34.708	22.190	11.070	16.267	1'58.624	304.2	9:51'04.816
3	33.056	32.092	22.014	11.006	15.937	1'54.105	308.6	9:52'58.921
4	32.522	32.139	21.966	10.938	15.881	1'53.446	311.2	9:54'52.367
5	32.445	31.928	22.091	11.057	15.952	1'53.473	307.7	9:56'45.840
6	32.367	31.785	21.790	11.022	15.760	1'52.724	307.7	9:58'38.564
7	32.369	31.961	22.096	11.070	15.929	1'53.425	307.7	10:00'31.989
8	32.312	31.978	21.708	11.147	15.937	1'53.082	303.4	10:02'25.071
9	32.361	31.995	21.708	11.170	15.940	1'53.174	307.7	10:04'18.245
10	35.945	34.972	23.535	11.481	22.816	2'08.749 P	291.9	10:06'26.994
11	13'36.761	35.465	22.880	11				



Spanish Round, 31 March 1-2 April 2017

World Superbike - Chronological Analysis Free Practice 1st Session

MotorLand Aragón 5.077 m

3 / 3

10	32.767	32.938	25.849	11.770	22.377	2'05.701 P	286.5	10:20'38.320
11	11'37.448	33.417	22.582	11.732	16.241	13'01.420 P	288.0	10:33'39.740
12	32.874	32.355	21.820	11.564	16.012	1'54.625	290.3	10:35'34.365
13	33.400	32.476	22.363	11.867	22.277	2'02.423 P	285.7	10:37'36.788
14	3'26.919	32.146	21.647	11.483	15.624	4'47.819 P	290.3	10:42'24.607
15	31.957	31.424	21.615	11.451	15.649	1'52.096	291.9	10:44'16.703
16	31.926	37.464	22.080	11.581	15.770	1'58.821	290.3	10:46'15.524

2	34.483	33.941	23.440	11.396	16.399	1'59.659	300.8	9:52'15.982
3	33.850	33.390	23.067	11.243	16.313	1'57.863	302.5	9:54'13.845
4	33.726	32.895	22.749	11.168	16.203	1'56.741	304.2	9:56'10.586
5	33.184	32.840	22.480	11.126	16.132	1'55.762	305.1	9:58'06.348
6	33.882	33.746	22.792	11.155	23.380	2'04.955 P	305.9	10:00'11.303
7	11'24.039	33.759	22.904	11.279	16.310	12'48.291 P	301.7	10:12'59.594
8	33.772	32.902	22.709	11.073	16.174	1'56.630	305.1	10:14'56.224
9	33.289	32.718	22.399	11.080	16.079	1'55.565	304.2	10:16'51.789
10	33.232	32.594	22.400	10.978	15.931	1'55.135	305.9	10:18'46.924
11	33.099	32.317	22.232	10.958	15.898	1'54.504	306.8	10:20'41.428
12	33.060	32.365	22.275	10.972	15.844	1'54.516	305.9	10:22'35.944
13	33.788	32.887	22.912	11.224	22.531	2'03.342 P	300.8	10:24'39.286
14	7'23.876	33.833	22.671	11.257	16.204	8'47.841 P	300.8	10:33'27.127
15	33.124	32.455	22.201	11.135	15.876	1'54.791	300.8	10:35'21.918
16	32.858	32.397	22.255	11.071	15.850	1'54.431	303.4	10:37'16.349
17	32.648	32.199	22.179	11.085	15.793	1'53.904	302.5	10:39'10.253
18	32.657	32.139	22.109	11.053	15.771	1'53.729	301.7	10:41'03.982
19	32.533	32.142	21.933	11.110	15.779	1'53.497	303.4	10:42'57.479
20	32.598	32.083	21.930	11.065	15.749	1'53.425	303.4	10:44'50.904
21	32.469	32.119	21.962	11.058	15.718	1'53.326	302.5	10:46'44.230

15° 88 R. KRUMMENACHER (1'52.214)

Lap	Seg. 1	Seg. 2	Seg. 3	Seg. 4	Seg. 5	Lap Time	km/h	Local Time
1	34.381	35.866	22.612	10.928	16.465	2'00.252	302.5	9:48'59.251
2	33.906	32.714	22.482	10.977	16.100	1'56.179	301.7	9:50'55.430
3	33.905	32.505	22.487	10.990	15.960	1'55.847	301.7	9:52'51.277
4	33.334	32.411	22.312	10.995	15.958	1'55.010	303.4	9:54'46.287
5	32.862	32.695	22.213	11.056	15.892	1'54.718	300.0	9:56'41.005
6	33.007	32.355	22.260	10.964	15.786	1'54.372	301.7	9:58'35.377
7	33.009	34.966	22.160	10.981	15.915	1'57.031	306.8	10:00'32.408
8	32.524	32.192	21.934	11.027	15.684	1'53.361	304.2	10:02'25.769
9	32.718	32.578	22.746	11.178	23.695	2'02.915 P	298.3	10:04'28.684
10	10'55.890	33.453	24.270	12.094	16.742	12'22.449 P	282.7	10:16'51.133
11	33.280	32.781	22.203	11.051	15.902	1'55.217	297.5	10:18'46.350
12	32.901	32.303	22.563	11.053	15.853	1'54.673	300.0	10:20'41.023
13	33.153	32.278	22.142	11.054	15.880	1'54.507	299.2	10:22'35.530
14	33.732	32.670	24.381	11.505	23.579	2'05.867 P	292.7	10:24'41.397
15	4'03.479	33.492	22.466	11.209	15.863	5'26.509 P	295.9	10:30'07.906
16	32.323	32.132	22.039	11.029	15.788	1'53.311	299.2	10:32'01.217
17	32.269	31.932	21.703	10.984	15.776	1'52.664	300.0	10:33'53.881
18	32.570	31.971	22.080	10.974	15.733	1'53.328	300.0	10:35'47.209
19	33.563	32.734	22.699	11.261	22.841	2'03.098 P	296.7	10:37'50.307
20	2'50.173	35.261	22.253	11.643	17.962	4'17.292 P	288.0	10:42'07.599
21	32.122	31.642	21.674	10.983	15.793	1'52.214	301.7	10:43'59.813
22	37.545	49.382	27.444	14.805	29.555	2'38.731 P	219.1	10:46'38.544

16° 40 R. RAMOS (1'52.259)

Lap	Seg. 1	Seg. 2	Seg. 3	Seg. 4	Seg. 5	Lap Time	km/h	Local Time
1	1'31.085	34.375	22.330	11.096	16.089	2'54.975 P	296.7	9:50'05.211
2	33.070	32.496	22.211	11.204	16.092	1'55.073	294.3	9:52'00.284
3	45.759	36.708	23.988	10.936	16.383	2'13.774	303.4	9:54'14.058
4	33.031	32.167	35.445	11.248	16.024	2'07.915	295.9	9:56'21.973
5	32.788	32.218	22.165	11.020	15.922	1'54.113	298.3	9:58'16.086
6	32.619	32.250	22.129	11.043	15.945	1'53.986	300.0	10:00'10.072
7	32.543	32.188	22.052	10.990	15.773	1'53.546	299.2	10:02'03.618
8	32.547	32.346	21.979	11.012	15.926	1'53.810	296.7	10:03'57.428
9	32.525	32.657	22.190	11.468	23.391	2'02.231 P	251.2	10:05'59.659
10	6'21.357	32.578	22.220	11.080	15.971	7'43.206 P	295.9	10:13'42.865
11	32.537	32.385	22.842	11.052	15.926	1'54.742	296.7	10:15'37.607
12	32.479	32.056	22.009	11.009	15.872	1'53.425	295.1	10:17'31.032
13	32.498	32.138	22.003	11.123	15.921	1'53.683	296.7	10:19'24.715
14	32.567	32.338	22.035	11.246	15.939	1'54.125	293.5	10:21'18.840
15	34.016	34.099	22.725	11.494	22.784	2'05.118 P	288.8	10:23'23.958
16	6'51.817	34.860	21.961	11.078	16.119	8'15.835 P	295.1	10:31'39.793
17	32.315	31.678	21.692	11.081	15.730	1'52.396	297.5	10:33'32.189
18	32.240	31.688	21.630	11.011	15.690	1'52.259	296.7	10:35'24.448
19	33.074	33.170	22.077	11.118	15.881	1'55.320	296.7	10:37'19.768
20	32.159	32.036	21.792	10.937	15.790	1'52.714	299.2	10:39'12.482
21	33.774	38.102	25.218	11.176	21.647	2'09.917 P	294.3	10:41'22.399

17° 2 L. CAMIER (1'52.348)

Lap	Seg. 1	Seg. 2	Seg. 3	Seg. 4	Seg. 5	Lap Time	km/h	Local Time
1	35.238	33.335	24.420	11.228	22.282	2'06.503 P	295.9	9:49'26.129
2	9'38.859	33.731	23.070	11.500	16.422	11'03.582 P	272.7	10:00'29.711
3	38.090	32.979	23.729	11.215	22.288	2'08.301 P	298.3	10:02'38.012
4	12'11.239	35.675	24.030	12.492	16.991	13'40.427 P	240.0	10:16'18.439
5	34.377	33.646	22.975	12.051	22.611	2'05.660 P	270.7	10:18'24.099
6	6'19.497	33.048	22.668	11.355	16.326	7'42.894 P	291.9	10:26'06.993
7	32.753	32.381	22.412	11.237	22.147	2'00.930 P	293.5	10:28'07.923
8	8'06.652	33.564	23.833	11.158	15.869	9'31.076 P	295.9	10:37'38.999
9	32.236	31.689	30.931	11.661	16.044	2'02.561	284.2	10:39'41.560
10	32.073	31.619	21.852	11.084	15.720	1'52.348	297.5	10:41'33.908
11	38.049	33.449	30.108	11.651	16.066	2'09.323	284.2	10:43'43.231
12	32.252	31.676	21.833	11.172	15.729	1'52.662	297.5	10:45'35.893

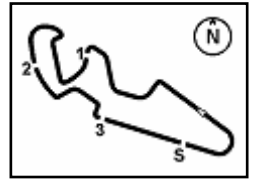
18° 3 J. SIMON (1'53.326)

Lap	Seg. 1	Seg. 2	Seg. 3	Seg. 4	Seg. 5	Lap Time	km/h	Local Time
1	35.866	35.123	24.033	11.406	16.597	2'03.025	301.7	9:50'16.323

19° 86 A. BADOVINI (1'53.347)

Lap	Seg. 1	Seg. 2	Seg. 3	Seg. 4	Seg. 5	Lap Time	km/h	Local Time
1	5'34.572	35.326	24.434	11.247	17.155	7'02.734 P	294.3	9:56'04.364
2	34.927	33.697	23.394	11.495	16.587	2'00.100	288.8	9:58'04.464
3	33.986	34.231	22.824	11.060	16.671	1'58.772	298.3	10:00'03.236
4	33.736	32.867	22.856	11.120	16.648	1'57.227	297.5	10:02'00.463
5	35.436	33.104	22.746	11.224	24.086	2'06.596 P	295.9	10:04'07.059
6	7'48.786	34.162	23.323	11.271	16.670	9'14.112 P	294.3	10:13'21.171
7	33.302	32.539	22.611	11.130	16.351	1'55.933	295.9	10:15'17.104
8	32.979	32.583	23.953	11.193	16.643	1'57.351	295.1	10:17'14.455
9	33.020	32.492	22.488	11.176	16.400	1'55.576	295.1	10:19'10.031
10	32.933	32.528	22.389	11.207	16.285	1'55.342	295.1	10:21'05.373
11	34.447	34.105	23.268	11.438	23.088	2'06.346 P	289.5	10:23'11.719
12	11'54.697	39.936	23.792	11.215	16.225	13'25.865 P	295.1	10:36'37.584
13	32.756	31.909	22.242	11.109	16.305	1'54.321	294.3	10:38'31.905
14	32.573	32.013	22.140	11.154	16.119	1'53.999	293.5	10:40'25.904
15	38.015	32.881	22.101	11.097	16.045	2'00.139	295.9	10:42'26.043
16	32.365	31.894	22.024	11.129	15.935	1'53.347	295.1	10:44'19.390
17	32.493	32.176	22.207	11.101	16.039	1'54.016	294.3	10:46'13.406

20° 37 O. JEZEK (1'53.729)

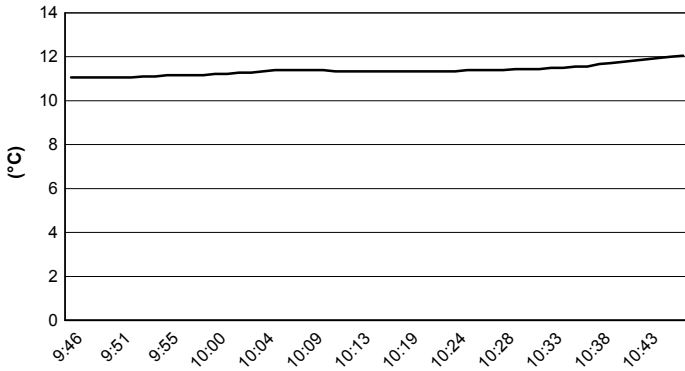


MotorLand Aragón 5.077 m

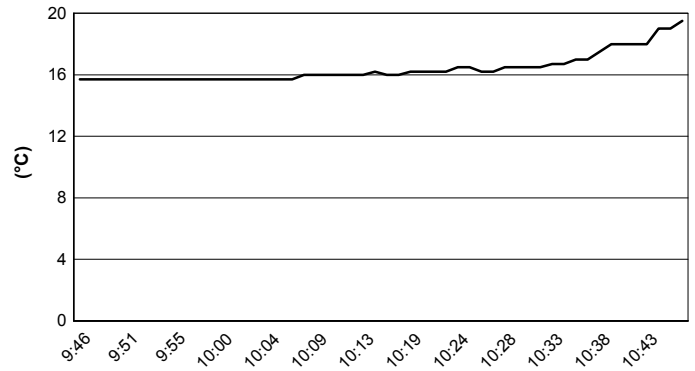
Spanish Round, 31 March 1-2 April 2017 World Superbike - Weather Report Free Practice 1st Session

Session started 9:45 Session ended 10:47

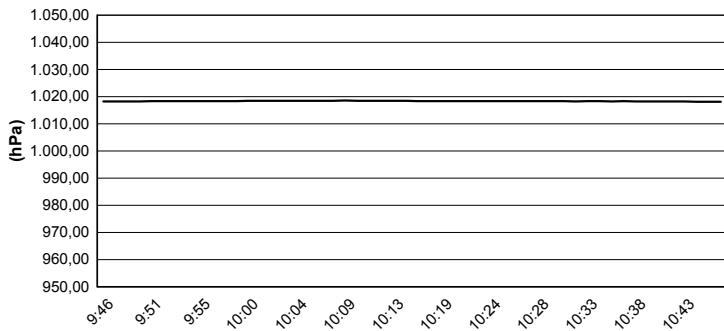
Air Temperature



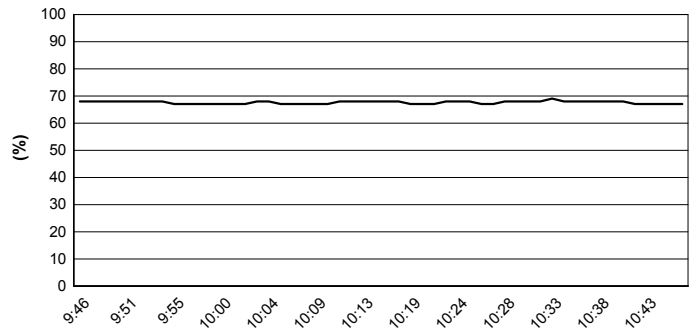
Track Temperature



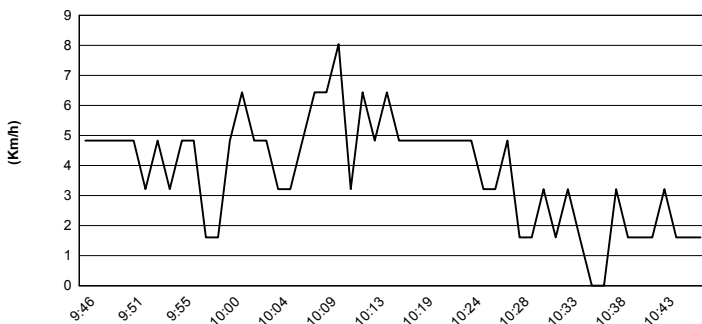
Air Pressure



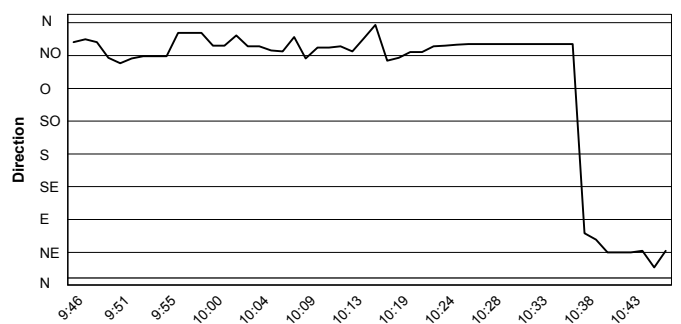
Humidity



Wind Speed



Wind Direction



31/03/2017

These data/results cannot be reproduced, stored and/or transmitted in whole or in part by any manner of electronic, mechanical, photocopying, recording, broadcasting or otherwise now known or herein after developed without the previous express consent by the copyright owner, except for reproduction in daily press and regular printed publications on sale to the public within 60 days of the event related to those data/results and always provided that copyright symbol appears together as follows below.

© DORNA WSBK ORGANIZATION Srl 2017