

## Spanish Round, 31 March 1-2 April 2017

### World Superbike - Free Practices Combined Results

MotorLand Aragon 5.077 m

No.	Rider	Nat	Team	Bike	FP1	FP2	Time	Gap	Rel.	Avg	Laps
1	<b>1 J. REA</b>	GBR	Kawasaki Racing Team	Kawasaki ZX-10R	1'50.570	<b>1'50.062</b>	<b>1'50.062</b>			166,063	44
2	<b>33 M. MELANDRI</b>	ITA	Aruba.it Racing - Ducati	Ducati Panigale R	1'51.144	<b>1'50.161</b>	<b>1'50.161</b>	0.099	0.099	165,914	37
3	<b>66 T. SYKES</b>	GBR	Kawasaki Racing Team	Kawasaki ZX-10R	1'50.944	<b>1'50.305</b>	<b>1'50.305</b>	0.243	0.144	165,697	38
4	<b>7 C. DAVIES</b>	GBR	Aruba.it Racing - Ducati	Ducati Panigale R	1'53.896	<b>1'50.383</b>	<b>1'50.383</b>	0.321	0.078	165,580	21
5	<b>22 A. LOWES</b>	GBR	Pata Yamaha Official WorldSBK Team	Yamaha YZF R1	<b>1'50.641</b>	1'50.769	<b>1'50.641</b>	0.579	0.258	165,194	38
6	<b>12 X. FORÉS</b>	ESP	BARNI Racing Team	Ducati Panigale R	<b>1'50.728</b>	1'50.894	<b>1'50.728</b>	0.666	0.087	165,064	37
7	<b>81 J. TORRES</b>	ESP	Althea BMW Racing Team	BMW S 1000 RR	<b>1'50.798</b>	1'52.127	<b>1'50.798</b>	0.736	0.070	164,960	39
8	<b>60 M. VAN DER MARK</b>	NED	Pata Yamaha Official WorldSBK Team	Yamaha YZF R1	<b>1'50.956</b>	1'51.385	<b>1'50.956</b>	0.894	0.158	164,725	42
9	<b>50 E. LAVERTY</b>	IRL	Milwaukee Aprilia	Aprilia RSV4 RF	1'51.535	<b>1'51.054</b>	<b>1'51.054</b>	0.992	0.098	164,579	37
10	<b>36 L. MERCADO</b>	ARG	IODARacing	Aprilia RSV4 RF	<b>1'51.174</b>	1'51.549	<b>1'51.174</b>	1.112	0.120	164,402	44
11	<b>6 S. BRADL</b>	GER	Red Bull Honda World Superbike Team	Honda CBR1000RR	<b>1'51.177</b>	1'51.686	<b>1'51.177</b>	1.115	0.003	164,397	39
12	<b>69 N. HAYDEN</b>	USA	Red Bull Honda World Superbike Team	Honda CBR1000RR	<b>1'51.507</b>	1'52.136	<b>1'51.507</b>	1.445	0.330	163,911	35
13	<b>21 M. REITERBERGER</b>	GER	Althea BMW Racing Team	BMW S 1000 RR	<b>1'51.753</b>	1'52.227	<b>1'51.753</b>	1.691	0.246	163,550	39
14	<b>40 R. RAMOS</b>	ESP	Team Kawasaki Go Eleven	Kawasaki ZX-10R	1'52.259	<b>1'51.766</b>	<b>1'51.766</b>	1.704	0.013	163,531	42
15	<b>15 A. DE ANGELIS</b>	RSM	Pedercini Racing SC-Project	Kawasaki ZX-10R	<b>1'52.080</b>	1'52.183	<b>1'52.080</b>	2.018	0.314	163,073	35
16	<b>84 R. RUSSO</b>	ITA	Guandalini Racing	Yamaha YZF R1	<b>1'52.096</b>	1'52.827	<b>1'52.096</b>	2.034	0.016	163,050	29
17	<b>88 R. KRUMMENACHER</b>	SUI	Kawasaki Puccetti Racing	Kawasaki ZX-10R	1'52.214	<b>1'52.126</b>	<b>1'52.126</b>	2.064	0.030	163,006	45
18	<b>2 L. CAMIER</b>	GBR	MV Agusta Reparto Corse	MV Agusta 1000 F4	1'52.348	<b>1'52.283</b>	<b>1'52.283</b>	2.221	0.157	162,778	26
19	<b>3 J. SIMON</b>	ESP	Milwaukee Aprilia	Aprilia RSV4 RF	<b>1'53.326</b>	1'53.875	<b>1'53.326</b>	3.264	1.043	161,280	40
20	<b>86 A. BADOVINI</b>	ITA	Grillini Racing Team	Kawasaki ZX-10R	<b>1'53.347</b>	1'53.940	<b>1'53.347</b>	3.285	0.021	161,250	31
21	<b>37 O. JEZEK</b>	CZE	Grillini Racing Team	Kawasaki ZX-10R	<b>1'53.729</b>	1'54.376	<b>1'53.729</b>	3.667	0.382	160,708	35

31/03/2017

These data/results cannot be reproduced, stored and/or transmitted in whole or in part by any manner of electronic, mechanical, photocopying, recording, broadcasting or otherwise now known or herein after developed without the previous express consent by the copyright owner, except for reproduction in daily press and regular printed publications on sale to the public within 60 days of the event related to those data/results and always provided that copyright symbol appears together as follows below.

© DORNA WSBK ORGANIZATION Srl 2017

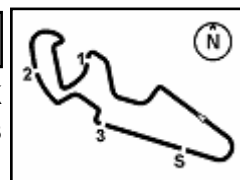
FICR PERUGIA TIMING



Official Tyre Supplier



Official Timekeeper



## Spanish Round, 31 March 1-2 April 2017

### World Superbike - Results Free Practice 2nd Session

MotorLand Aragon 5.077 m

1 / 2

No.	Rider	Nat	Team	Bike	Time	Gap	Rel.	Laps	Speed	
									Avg	Max
1	1 J. REA	GBR	Kawasaki Racing Team	Kawasaki ZX-10R	<b>1'50.062</b>			24	166,063	<b>305,1</b>
2	33 M. MELANDRI	ITA	Aruba.it Racing - Ducati	Ducati Panigale R	<b>1'50.161</b>	0.099	0.099	17	165,914	<b>305,1</b>
3	66 T. SYKES	GBR	Kawasaki Racing Team	Kawasaki ZX-10R	<b>1'50.305</b>	0.243	0.144	19	165,697	<b>300,8</b>
4	7 C. DAVIES	GBR	Aruba.it Racing - Ducati	Ducati Panigale R	<b>1'50.383</b>	0.321	0.078	19	165,580	<b>302,5</b>
5	22 A. LOWES	GBR	Pata Yamaha Official WorldSBK Team	Yamaha YZF R1	<b>1'50.769</b>	0.707	0.386	22	165,003	<b>301,7</b>
6	12 X. FORÉS	ESP	BARNI Racing Team	Ducati Panigale R	<b>1'50.894</b>	0.832	0.125	20	164,817	<b>304,2</b>
7	50 E. LAVERTY	IRL	Milwaukee Aprilia	Aprilia RSV4 RF	<b>1'51.054</b>	0.992	0.160	17	164,579	<b>304,2</b>
8	60 M. VAN DER MARK	NED	Pata Yamaha Official WorldSBK Team	Yamaha YZF R1	<b>1'51.385</b>	1.323	0.331	23	164,090	<b>298,3</b>
9	36 L. MERCADO	ARG	IODARacing	Aprilia RSV4 RF	<b>1'51.549</b>	1.487	0.164	22	163,849	<b>306,8</b>
10	6 S. BRADL	GER	Red Bull Honda World Superbike Team	Honda CBR1000RR	<b>1'51.686</b>	1.624	0.137	18	163,648	<b>296,7</b>
11	40 R. RAMOS	ESP	Team Kawasaki Go Eleven	Kawasaki ZX-10R	<b>1'51.766</b>	1.704	0.080	21	163,531	<b>295,9</b>
12	88 R. KRUMMENACHER	SUI	Kawasaki Puccetti Racing	Kawasaki ZX-10R	<b>1'52.126</b>	2.064	0.360	23	163,006	<b>299,2</b>
13	81 J. TORRES	ESP	Althea BMW Racing Team	BMW S 1000 RR	<b>1'52.127</b>	2.065	0.001	17	163,004	<b>304,2</b>
14	69 N. HAYDEN	USA	Red Bull Honda World Superbike Team	Honda CBR1000RR	<b>1'52.136</b>	2.074	0.009	17	162,991	<b>296,7</b>
15	15 A. DE ANGELIS	RSM	Pedercini Racing SC-Project	Kawasaki ZX-10R	<b>1'52.183</b>	2.121	0.047	17	162,923	<b>295,1</b>
16	21 M. REITERBERGER	GER	Althea BMW Racing Team	BMW S 1000 RR	<b>1'52.227</b>	2.165	0.044	19	162,859	<b>300,8</b>
17	2 L. CAMIER	GBR	MV Agusta Reparto Corse	MV Agusta 1000 F4	<b>1'52.283</b>	2.221	0.056	14	162,778	<b>295,1</b>
18	84 R. RUSSO	ITA	Guandalini Racing	Yamaha YZF R1	<b>1'52.827</b>	2.765	0.544	13	161,993	<b>288,8</b>
19	3 J. SIMON	ESP	Milwaukee Aprilia	Aprilia RSV4 RF	<b>1'53.875</b>	3.813	1.048	19	160,502	<b>299,2</b>
20	86 A. BADOVINI	ITA	Grillini Racing Team	Kawasaki ZX-10R	<b>1'53.940</b>	3.878	0.065	14	160,411	<b>294,3</b>
21	37 O. JEZEK	CZE	Grillini Racing Team	Kawasaki ZX-10R	<b>1'54.376</b>	4.314	0.436	16	159,799	<b>280,5</b>

Qualifying Lap Time (107% of 1'50.062): **1'57.767**

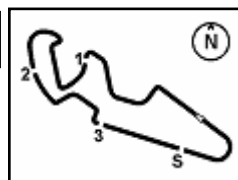
AIR	Humidity:	42%	Temp:	21°C
TRACK	Condition:	Dry	Temp:	35°C

Records	Pole (SP2)	2016 T.Sykes	1'49.374	167,110	Km/h
	Race (RC1)	2016 C.Davies	1'50.421	165,520	Km/h
	Circuit (SP2)	2016 T.Sykes	1'49.374	167,110	Km/h

31/03/2017 Start 14:30 End 15:32 The results are provisional until the end of the time limit for protests and appeals and the completion of the technical checks.

These data/results cannot be reproduced, stored and/or transmitted in whole or in part by any manner of electronic, mechanical, photocopying, recording, broadcasting or otherwise now known or herein after developed without the previous express consent by the copyright owner, except for reproduction in daily press and regular printed publications on sale to the public within 60 days of the event related to those data/results and always provided that copyright symbol appears together as follows below.

© DORNA WSBK ORGANIZATION Srl 2017



## Spanish Round, 31 March 1-2 April 2017

### World Superbike - Results Free Practice 2nd Session

#### Session Highlights

Local Time	No. Rider	Description
14.30.03		Start
14.30.08		WorldSBK Pit Intervention Time: 56secs
14.45.49	81 J. TORRES	Crashed - Turn 1
14.46.51	81 J. TORRES	Re-joined
15.15.23		WHITE FLAG
15.15.45		DROPS of RAIN in Sector 2
15.15.58		DROPS of RAIN in All Sectors
15.26.56		DROPS of RAIN in Sectors 2-3
15.32.12		End Of Session

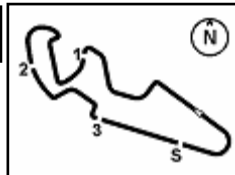
#### Fastest Laps Sequence

No.	Rider	Nat	Team	Bike	Local Time	Time	Gap	Avg
1	J. REA	GBR	Kawasaki Racing Team	Kawasaki ZX-10R	14:33'42.647	<b>1'51.207</b>		164,353
66	T. SYKES	GBR	Kawasaki Racing Team	Kawasaki ZX-10R	14:35'06.712	<b>1'50.350</b>	-0.857	165,629
66	T. SYKES	GBR	Kawasaki Racing Team	Kawasaki ZX-10R	14:36'57.017	<b>1'50.305</b>	-0.045	165,697
33	M. MELANDRI	ITA	Aruba.it Racing - Ducati	Ducati Panigale R	15:25'11.330	<b>1'50.161</b>	-0.144	165,914
1	J. REA	GBR	Kawasaki Racing Team	Kawasaki ZX-10R	15:28'20.231	<b>1'50.062</b>	-0.099	166,063

31/03/2017      Start      End      The results are provisional until the end of the time limit for protests and appeals  
14:30      15:32      and the completion of the technical checks.

These data/results cannot be reproduced, stored and/or transmitted in whole or in part by any manner of electronic, mechanical, photocopying, recording, broadcasting or otherwise now known or herein after developed without the previous express consent by the copyright owner, except for reproduction in daily press and regular printed publications on sale to the public within 60 days of the event related to those data/results and always provided that copyright symbol appears together as follows below.

© DORNA WSBK ORGANIZATION Srl 2017



## Spanish Round, 31 March 1-2 April 2017

### World Superbike - Best Sector & Speed Free Practice 2nd Session

MotorLand Aragon 5.077 m

**BEST LAP**

1	1 J. REA	Kawasaki ZX-10R	1'50.062
2	33 M. MELANDRI	Ducati Panigale R	1'50.161
3	66 T. SYKES	Kawasaki ZX-10R	1'50.305
4	7 C. DAVIES	Ducati Panigale R	1'50.383
5	22 A. LOWES	Yamaha YZF R1	1'50.769
6	12 X. FORÉS	Ducati Panigale R	1'50.894
7	50 E. LAVERTY	Aprilia RSV4 RF	1'51.054
8	60 M. VAN DER MARK	Yamaha YZF R1	1'51.385
9	36 L. MERCADO	Aprilia RSV4 RF	1'51.549
10	6 S. BRADL	Honda CBR1000RR	1'51.686
11	40 R. RAMOS	Kawasaki ZX-10R	1'51.766
12	88 R. KRUMMENACHER	Kawasaki ZX-10R	1'52.126
13	81 J. TORRES	BMW S 1000 RR	1'52.127
14	69 N. HAYDEN	Honda CBR1000RR	1'52.136
15	15 A. DE ANGELIS	Kawasaki ZX-10R	1'52.183
16	21 M. REITERBERGER	BMW S 1000 RR	1'52.227
17	2 L. CAMIER	MV Austa 1000 F4	1'52.283
18	84 R. RUSSO	Yamaha YZF R1	1'52.827
19	3 J. SIMON	Aprilia RSV4 RF	1'53.875
20	86 A. BADOVINI	Kawasaki ZX-10R	1'53.940
21	37 O. JEZEK	Kawasaki ZX-10R	1'54.376

**SPEED**

1	36 L. MERCADO	Aprilia RSV4 RF	306.8
2	33 M. MELANDRI	Ducati Panigale R	305.1
3	1 J. REA	Kawasaki ZX-10R	305.1
4	81 J. TORRES	BMW S 1000 RR	304.2
5	50 E. LAVERTY	Aprilia RSV4 RF	304.2
6	12 X. FORÉS	Ducati Panigale R	304.2
7	7 C. DAVIES	Ducati Panigale R	302.5
8	22 A. LOWES	Yamaha YZF R1	301.7
9	66 T. SYKES	Kawasaki ZX-10R	300.8
10	21 M. REITERBERGER	BMW S 1000 RR	300.8
11	88 R. KRUMMENACHER	Kawasaki ZX-10R	299.2
12	3 J. SIMON	Aprilia RSV4 RF	299.2
13	60 M. VAN DER MARK	Yamaha YZF R1	298.3
14	6 S. BRADL	Honda CBR1000RR	296.7
15	69 N. HAYDEN	Honda CBR1000RR	296.7
16	40 R. RAMOS	Kawasaki ZX-10R	295.9
17	15 A. DE ANGELIS	Kawasaki ZX-10R	295.1
18	2 L. CAMIER	MV Austa 1000 F4	295.1
19	86 A. BADOVINI	Kawasaki ZX-10R	294.3
20	84 R. RUSSO	Yamaha YZF R1	288.8
21	37 O. JEZEK	Kawasaki ZX-10R	280.5

SEG. 1		SEG. 2		SEG. 3		SEG. 4		SEG. 5						
1	1 J. REA	31.460	1	66 T. SYKES	30.899	1	1 J. REA	21.205	1	33 M. MELANDRI	10.816	1	33 M. MELANDRI	15.234
2	7 C. DAVIES	31.510	2	33 M. MELANDRI	30.955	2	66 T. SYKES	21.225	2	66 T. SYKES	10.890	2	66 T. SYKES	15.341
3	66 T. SYKES	31.626	3	7 C. DAVIES	31.037	3	33 M. MELANDRI	21.311	3	36 L. MERCADO	10.899	3	7 C. DAVIES	15.342
4	22 A. LOWES	31.654	4	1 J. REA	31.124	4	7 C. DAVIES	21.320	4	12 X. FORÉS	10.906	4	12 X. FORÉS	15.348
5	12 X. FORÉS	31.682	5	50 E. LAVERTY	31.184	5	22 A. LOWES	21.471	5	1 J. REA	10.914	5	1 J. REA	15.359
6	33 M. MELANDRI	31.787	6	12 X. FORÉS	31.234	6	12 X. FORÉS	21.495	6	50 E. LAVERTY	10.923	6	50 E. LAVERTY	15.403
7	50 E. LAVERTY	31.859	7	22 A. LOWES	31.258	7	60 M. VAN DER MAR	21.513	7	7 C. DAVIES	10.930	7	22 A. LOWES	15.427
8	88 R. KRUMMENAC	31.917	8	60 M. VAN DER MAR	31.304	8	36 L. MERCADO	21.514	8	22 A. LOWES	10.959	8	15 A. DE ANGELIS	15.456
9	21 M. REITERBERG	31.922	9	36 L. MERCADO	31.313	9	50 E. LAVERTY	21.538	9	60 M. VAN DER MAR	10.980	9	60 M. VAN DER MAR	15.467
10	40 R. RAMOS	31.923	10	40 R. RAMOS	31.352	10	6 S. BRADL	21.570	10	40 R. RAMOS	11.047	10	36 L. MERCADO	15.540
11	60 M. VAN DER MAR	31.941	11	6 S. BRADL	31.402	11	88 R. KRUMMENAC	21.590	11	81 J. TORRES	11.067	11	40 R. RAMOS	15.541
12	81 J. TORRES	31.944	12	21 M. REITERBERG	31.431	12	21 M. REITERBERG	21.598	12	88 R. KRUMMENAC	11.078	12	6 S. BRADL	15.568
13	36 L. MERCADO	31.967	13	69 N. HAYDEN	31.475	13	69 N. HAYDEN	21.626	13	69 N. HAYDEN	11.083	13	88 R. KRUMMENAC	15.595
14	6 S. BRADL	31.994	14	15 A. DE ANGELIS	31.580	14	81 J. TORRES	21.638	14	6 S. BRADL	11.114	14	69 N. HAYDEN	15.610
15	84 R. RUSSO	32.053	15	81 J. TORRES	31.590	15	40 R. RAMOS	21.668	15	2 L. CAMIER	11.120	15	81 J. TORRES	15.618
16	2 L. CAMIER	32.087	16	2 L. CAMIER	31.591	16	2 L. CAMIER	21.718	16	15 A. DE ANGELIS	11.144	16	21 M. REITERBERG	15.675
17	15 A. DE ANGELIS	32.111	17	84 R. RUSSO	31.685	17	84 R. RUSSO	21.722	17	21 M. REITERBERG	11.174	17	2 L. CAMIER	15.675
18	69 N. HAYDEN	32.121	18	88 R. KRUMMENAC	31.715	18	15 A. DE ANGELIS	21.838	18	3 J. SIMON	11.175	18	84 R. RUSSO	15.803
19	86 A. BADOVINI	32.446	19	86 A. BADOVINI	32.050	19	37 O. JEZEK	21.847	19	86 A. BADOVINI	11.207	19	3 J. SIMON	15.815
20	3 J. SIMON	32.638	20	37 O. JEZEK	32.093	20	3 J. SIMON	22.016	20	84 R. RUSSO	11.421	20	37 O. JEZEK	15.983
21	37 O. JEZEK	32.654	21	3 J. SIMON	32.109	21	86 A. BADOVINI	22.038	21	37 O. JEZEK	11.526	21	86 A. BADOVINI	16.083

31/03/2017

These data/results cannot be reproduced, stored and/or transmitted in whole or in part by any manner of electronic, mechanical, photocopying, recording, broadcasting or otherwise now known or herein after developed without the previous express consent by the copyright owner, except for reproduction in daily press and regular printed publications on sale to the public within 60 days of the event related to those data/results and always provided that copyright symbol appears together as follows below.

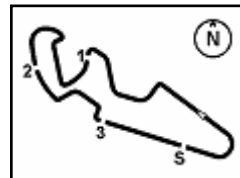
© DORNA WSBK ORGANIZATION Srl 2017

**FICR PERUGIA TIMING**


Official Tyre Supplier



Official Timekeeper



MotorLand Aragon 5.077 m

## Spanish Round, 31 March 1-2 April 2017

### World Superbike - Ideal Times Free Practice 2nd Session

No.	Rider	Nat	Bike	Seg. 1	Seg. 2	Seg. 3	Seg. 4	Seg. 5	Ideal Time		
				Diff. 1	Diff. 2	Diff. 3	Diff. 4	Diff. 5	Best Lap	Pos.	Diff.
1	66 T. SYKES	GBR	Kawasaki ZX-10R	31.626	<b>30.899</b> 0.062	21.225 0.113	10.890 0.145	15.341 0.004	<b>1'49.981</b> 1'50.305	3	0.324
2	1 J. REA	GBR	Kawasaki ZX-10R	<b>31.460</b>	31.124	<b>21.205</b>	10.914	15.359	<b>1'50.062</b> 1'50.062	1	
3	33 M. MELANDRI	ITA	Ducati Panigale R	31.787	30.955	21.311 0.037	<b>10.816</b> 0.012	<b>15.234</b> 0.009	<b>1'50.103</b> 1'50.161	2	0.058
4	7 C. DAVIES	GBR	Ducati Panigale R	31.510	31.037	21.320 0.232	10.930 0.012	15.342	<b>1'50.139</b> 1'50.383	4	0.244
5	12 X. FORÉS	ESP	Ducati Panigale R	31.682 0.023	31.234 0.074	21.495 0.010	10.906 0.122	15.348	<b>1'50.665</b> 1'50.894	6	0.229
6	22 A. LOWES	GBR	Yamaha YZF R1	31.654	31.258	21.471	10.959	15.427	<b>1'50.769</b> 1'50.769	5	
7	50 E. LAVERTY	IRL	Aprilia RSV4 RF	31.859 0.147	31.184	21.538	10.923	15.403	<b>1'50.907</b> 1'51.054	7	0.147
8	60 M. VAN DER MARK	NED	Yamaha YZF R1	31.941 0.027	31.304	21.513 0.122	10.980 0.031	15.467	<b>1'51.205</b> 1'51.385	8	0.180
9	36 L. MERCADO	ARG	Aprilia RSV4 RF	31.967 0.217	31.313	21.514	10.899	15.540 0.099	<b>1'51.233</b> 1'51.549	9	0.316
10	40 R. RAMOS	ESP	Kawasaki ZX-10R	31.923 0.189	31.352	21.668	11.047 0.032	15.541 0.014	<b>1'51.531</b> 1'51.766	11	0.235
11	6 S. BRADL	GER	Honda CBR1000RR	31.994	31.402	21.570	11.114 0.020	15.568 0.018	<b>1'51.648</b> 1'51.686	10	0.038
12	21 M. REITERBERGER	GER	BMW S 1000 RR	31.922	31.431	21.598 0.191	11.174 0.053	15.675 0.183	<b>1'51.800</b> 1'52.227	16	0.427
13	81 J. TORRES	ESP	BMW S 1000 RR	31.944 0.003	31.590 0.110	21.638 0.024	11.067 0.030	15.618 0.103	<b>1'51.857</b> 1'52.127	13	0.270
14	88 R. KRUMMENACHER	SUI	Kawasaki ZX-10R	31.917	31.715	21.590	11.078 0.002	15.595 0.229	<b>1'51.895</b> 1'52.126	12	0.231
15	69 N. HAYDEN	USA	Honda CBR1000RR	32.121 0.154	31.475	21.626 0.025	11.083 0.012	15.610 0.030	<b>1'51.915</b> 1'52.136	14	0.221
16	15 A. DE ANGELIS	RSM	Kawasaki ZX-10R	32.111 0.054	31.580	21.838	11.144	15.456	<b>1'52.129</b> 1'52.183	15	0.054
17	2 L. CAMIER	GBR	MV Agusta 1000 F4	32.087	31.591 0.061	21.718	11.120	15.675 0.031	<b>1'52.191</b> 1'52.283	17	0.092
18	84 R. RUSSO	ITA	Yamaha YZF R1	32.053	31.685	21.722	11.421 0.143	15.803	<b>1'52.684</b> 1'52.827	18	0.143
19	3 J. SIMON	ESP	Aprilia RSV4 RF	32.638	32.109	22.016	11.175 0.099	15.815 0.023	<b>1'53.753</b> 1'53.875	19	0.122
20	86 A. BADOVINI	ITA	Kawasaki ZX-10R	32.446	32.050 0.055	22.038	11.207 0.027	16.083 0.034	<b>1'53.824</b> 1'53.940	20	0.116
21	37 O. JEZEK	CZE	Kawasaki ZX-10R	32.654	32.093 0.041	21.847	11.526 0.055	15.983 0.177	<b>1'54.103</b> 1'54.376	21	0.273
<b>Overall Ideal Time</b>				31.460	30.899	21.205	10.816	15.234	<b>1'49.614</b>		

31/03/2017

These data/results cannot be reproduced, stored and/or transmitted in whole or in part by any manner of electronic, mechanical, photocopying, recording, broadcasting or otherwise now known or herein after developed without the previous express consent by the copyright owner, except for reproduction in daily press and regular printed publications on sale to the public within 60 days of the event related to those data/results and always provided that copyright symbol appears together as follows below.

© DORNA WSBK ORGANIZATION Srl 2017

FIGR PERUGIA TIMING



Official Tyre Supplier

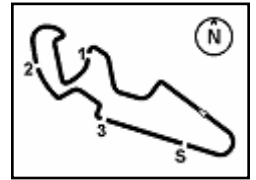


Official Timekeeper









MotorLand Aragon 5.077 m

3 / 3

## Spanish Round, 31 March 1-2 April 2017

### World Superbike - Chronological Analysis Free Practice 2nd Session

Lap	Seg. 1	Seg. 2	Seg. 3	Seg. 4	Seg. 5	Lap Time	km/h	Local Time
1	32.612	33.598	22.702	11.328	15.821	1:53.057	290.3	14:32:14.644
2	32.385	32.130	22.090	11.223	15.612	1:53.667	294.3	14:34:08.311
3	32.513	32.057	22.007	11.264	15.746	1:53.459	292.7	14:36:01.770
4	32.513	32.032	22.037	11.231	21.189	1:59.002 P	294.3	14:38:00.772
5	7:58.755	33.303	23.320	12.285	16.274	9:23.937 P	280.5	14:47:24.709
6	32.201	31.631	22.026	11.327	15.610	1:52.795	291.9	14:49:17.504
7	32.138	31.643	21.626	11.299	15.693	1:52.399	291.9	14:51:09.903
8	32.276	31.563	21.716	11.243	15.637	1:52.435	292.7	14:53:02.338
9	32.198	31.800	21.778	11.292	15.647	1:52.715	291.1	14:54:55.053
10	33.523	33.459	22.798	11.571	22.463	2:03.814 P	285.7	14:56:58.867
11	7:51.344	33.057	22.571	11.907	16.166	9:15.045 P	285.0	15:06:13.912
12	32.343	32.238	22.324	11.309	15.728	1:54.242	291.9	15:08:08.154
13	32.494	31.873	22.151	11.252	15.761	1:53.531	291.9	15:10:01.685
14	33.531	32.750	22.696	11.766	23.492	2:04.235 P	287.2	15:12:05.920
15	10:25.155	39.676	23.106	14.030	15.864	11:57.831 P	272.7	15:24:03.751
16	32.275	31.475	21.651	11.095	15.640	1:52.136	296.7	15:25:55.887
17	32.121	31.547	21.748	11.083	15.850	1:52.349	296.7	15:27:48.236
18	34.658	35.921	24.114	12.230	24.517	2:11.440 P	287.2	15:29:59.676

Lap	Seg. 1	Seg. 2	Seg. 3	Seg. 4	Seg. 5	Lap Time	km/h	Local Time
1	32.873	37.693	23.316	11.350	15.802	1:56.734	294.3	14:32:05.711
2	32.423	32.317	23.194	11.159	17.191	1:56.734	295.1	14:34:02.445
3	32.307	36.368	22.417	11.225	15.780	1:58.097	293.5	14:37:53.374
4	32.186	32.056	28.918	12.095	23.094	2:08.349 P	252.9	14:40:01.723
5	7:18.263	34.554	23.479	11.715	21.755	8:49.766 P	279.1	14:48:51.489
6	6:50.446	35.162	24.381	15.597	20.307	8:25.893 P	279.1	14:57:17.382
7	39.339	35.239	27.362	21.291	17.293	2:20.524	212.6	14:59:37.906
8	32.165	31.580	21.838	11.144	15.456	1:52.183	294.3	15:01:30.089
9	32.111	31.718	21.933	11.302	15.536	1:52.600	293.5	15:03:22.689
10	32.352	31.911	22.164	11.221	22.429	2:00.077 P	288.8	15:05:22.766
11	11:03.494	36.613	25.113	14.068	18.621	12:37.909 P	204.5	15:18:00.675
12	37.318	37.176	25.176	18.695	19.304	2:18.209	212.6	15:20:18.884
13	32.408	31.811	28.713	13.412	19.572	2:05.916	232.8	15:22:24.800
14	32.907	32.137	22.412	11.362	15.918	1:54.736	292.7	15:24:19.536
15	38.116	35.263	25.767	11.892	15.839	2:06.877	287.2	15:26:26.413
16	32.586	35.862	22.879	11.277	15.815	1:58.419	292.7	15:28:24.832
17	34.711	42.644	30.977	14.103	26.157	2:28.592 P	204.2	15:30:53.424

Lap	Seg. 1	Seg. 2	Seg. 3	Seg. 4	Seg. 5	Lap Time	km/h	Local Time
1	32.296	33.197	22.749	11.376	15.960	1:52.809	296.7	14:32:11.677
2	32.405	31.786	21.621	11.302	15.804	1:52.809	300.8	14:34:04.486
3	32.364	32.062	22.103	11.174	15.960	1:53.704	297.5	14:35:58.190
4	32.022	31.995	22.944	11.218	15.780	1:54.301	298.3	14:37:52.491
5	37.122	32.094	21.629	11.415	15.675	1:52.835	299.2	14:39:45.326
6	37.122	32.773	22.714	11.470	22.149	2:06.228 P	295.1	14:41:51.554
7	6:39.083	33.891	22.668	11.374	15.837	8:02.853 P	295.9	14:49:54.407
8	32.069	31.614	21.598	11.278	15.803	1:52.362	299.2	14:51:46.769
9	32.096	31.721	21.627	11.324	15.703	1:52.471	294.3	14:53:39.240
10	32.344	31.953	23.745	11.310	15.951	1:55.303	295.1	14:55:34.543
11	34.779	34.289	23.637	11.638	22.731	2:07.074 P	291.9	14:57:41.617
12	9:40.344	34.818	22.612	11.810	16.247	11:05.831 P	289.5	15:08:47.448
13	32.485	31.986	21.920	11.310	15.897	1:53.598	299.2	15:10:41.046
14	32.257	32.063	21.794	11.254	15.759	1:53.127	298.3	15:12:34.173
15	32.261	32.851	30.579	11.431	16.102	2:03.224	296.7	15:14:37.397
16	37.165	34.068	24.818	11.868	23.907	2:11.826 P	290.3	15:16:49.223
17	6:43.024	33.600	22.932	13.521	15.877	8:08.954 P	290.3	15:24:58.177
18	31.922	31.431	21.789	11.227	15.858	1:52.227	300.8	15:26:50.404
19	32.353	38.106	27.098	14.407	19.323	2:11.287	250.0	15:29:01.691
20	37.795	38.286	31.374	11.630	18.390	2:17.475	293.5	15:31:19.166

Lap	Seg. 1	Seg. 2	Seg. 3	Seg. 4	Seg. 5	Lap Time	km/h	Local Time
1	4:21.656	33.950	22.710	11.424	23.054	5:46.988 P	289.5	14:32:17.398
2	32.670	35.297	22.536	11.333	16.166	1:54.185	290.3	14:38:04.386
3	32.852	31.974	22.357	11.214	15.970	1:54.185	290.3	14:39:58.571
4	4:29.403	32.207	35.649	12.106	21.864	2:14.678 P	281.3	14:42:13.249
5	32.303	33.356	22.387	11.636	16.078	1:52.860 P	283.5	14:48:06.109
6	32.303	31.591	21.956	11.270	15.675	1:52.795	290.3	14:49:58.904
7	32.177	31.647	21.870	11.176	15.699	1:52.569	288.8	14:51:51.473
8	32.154	31.754	21.772	11.215	15.682	1:52.577	291.1	14:53:44.050
9	8:09.867	33.027	22.737	11.749	21.787	2:02.949 P	283.5	14:55:46.999
10	32.352	33.312	22.502	13.656	17.682	9:37.019 P	283.5	15:05:24.018
11	32.352	31.915	21.843	11.150	15.667	1:53.827	283.5	15:07:17.845
12	34.537	32.633	22.388	11.653	21.132	2:02.343 P	278.4	15:09:20.188
13	13:24.557	32.881	22.338	11.183	15.846	14:46.805 P	292.7	15:24:06.993
14	32.087	31.652	21.718	11.120	15.706	1:52.283	295.1	15:25:59.276
15	32.113	36.704	26.533	11.857	22.971	2:10.178 P	293.5	15:28:09.454

31/03/2017 P = Pits In/Out - C = Lap-Time Cancelled

These data/results cannot be reproduced, stored and/or transmitted in whole or in part by any manner of electronic, mechanical, photocopying, recording, broadcasting or otherwise now known or herein after developed without the previous express consent by the copyright owner, except for reproduction in daily press and regular printed publications on sale to the public within 60 days of the event related to those data/results and always provided that copyright symbol appears together as follows below.

© DORNA WSBK ORGANIZATION Srl 2017

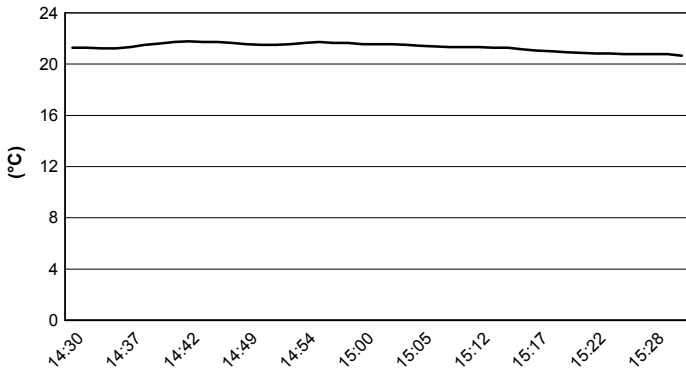


## Spanish Round, 31 March 1-2 April 2017

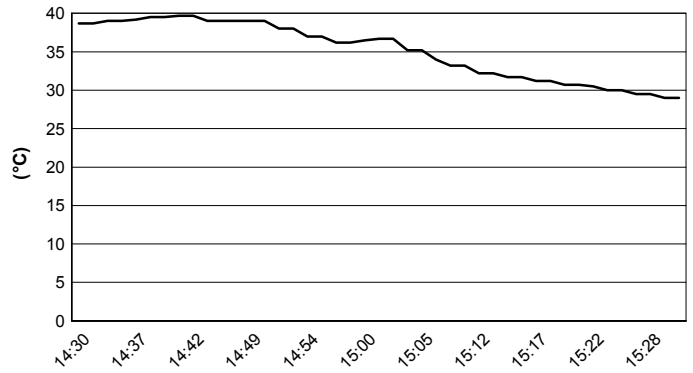
### World Superbike - Weather Report Free Practice 2nd Session

Session started **14:30**      Session ended **15:32**

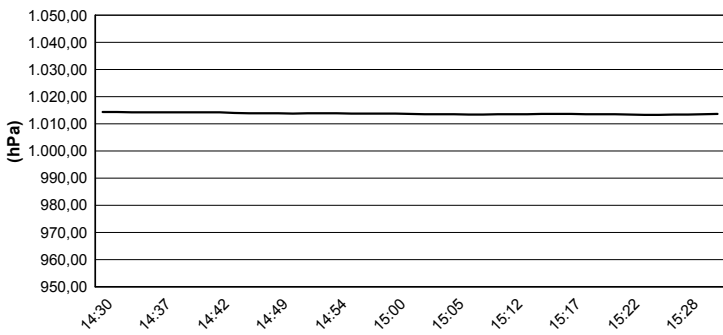
### Air Temperature



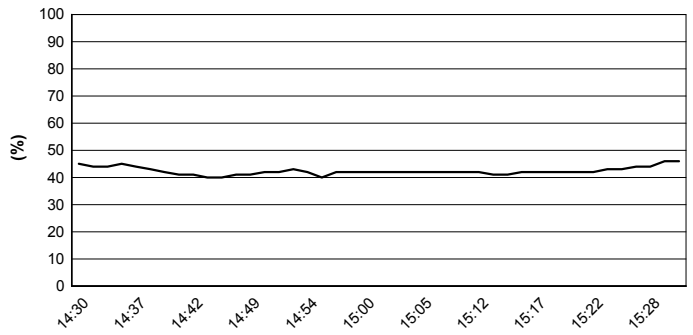
### Track Temperature



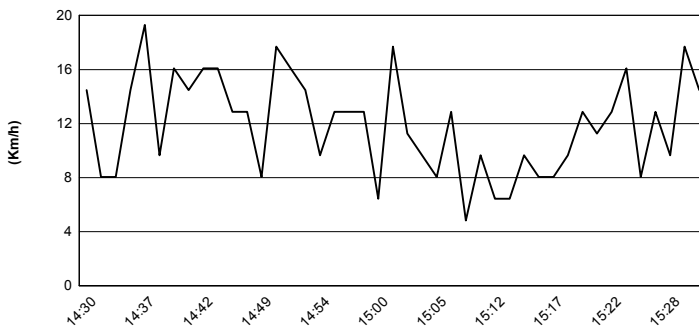
### Air Pressure



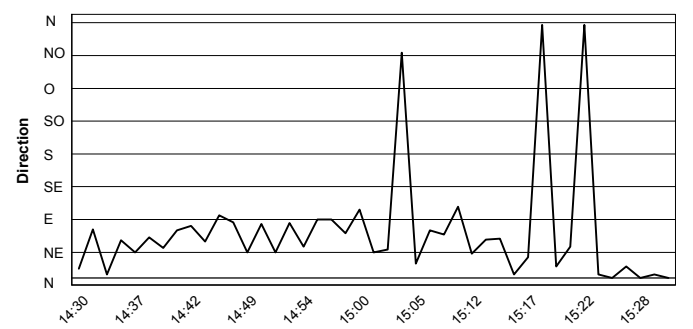
### Humidity



### Wind Speed



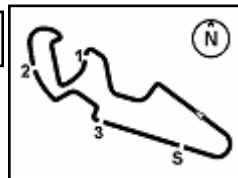
### Wind Direction



31/03/2017

These data/results cannot be reproduced, stored and/or transmitted in whole or in part by any manner of electronic, mechanical, photocopying, recording, broadcasting or otherwise now known or herein after developed without the previous express consent by the copyright owner, except for reproduction in daily press and regular printed publications on sale to the public within 60 days of the event related to those data/results and always provided that copyright symbol appears together as follows below.

© DORNA WSBK ORGANIZATION Srl 2017



## Spanish Round, 31 March 1-2 April 2017

### World Superbike - Superpoles Entry List

#### Superpole 1

FPs Pos	No. Rider	Nat	Team	Bike	Time
11	<b>6 S. BRADL</b>	GER	Red Bull Honda World Superbike Team	Honda CBR1000RR	<b>1'51.177</b>
12	<b>69 N. HAYDEN</b>	USA	Red Bull Honda World Superbike Team	Honda CBR1000RR	<b>1'51.507</b>
13	<b>21 M. REITERBERGER</b>	GER	Althea BMW Racing Team	BMW S 1000 RR	<b>1'51.753</b>
14	<b>40 R. RAMOS</b>	ESP	Team Kawasaki Go Eleven	Kawasaki ZX-10R	<b>1'51.766</b>
15	<b>15 A. DE ANGELIS</b>	RSM	Pedercini Racing SC-Project	Kawasaki ZX-10R	<b>1'52.080</b>
16	<b>84 R. RUSSO</b>	ITA	Guandalini Racing	Yamaha YZF R1	<b>1'52.096</b>
17	<b>88 R. KRUMMENACHER</b>	SUI	Kawasaki Puccetti Racing	Kawasaki ZX-10R	<b>1'52.126</b>
18	<b>2 L. CAMIER</b>	GBR	MV Agusta Reparto Corse	MV Agusta 1000 F4	<b>1'52.283</b>
19	<b>3 J. SIMON</b>	ESP	Milwaukee Aprilia	Aprilia RSV4 RF	<b>1'53.326</b>
20	<b>86 A. BADOVINI</b>	ITA	Grillini Racing Team	Kawasaki ZX-10R	<b>1'53.347</b>
21	<b>37 O. JEZEK</b>	CZE	Grillini Racing Team	Kawasaki ZX-10R	<b>1'53.729</b>

#### Superpole 2

FPs Pos	No. Rider	Nat	Team	Bike	Time
1	<b>1 J. REA</b>	GBR	Kawasaki Racing Team	Kawasaki ZX-10R	<b>1'50.062</b>
2	<b>33 M. MELANDRI</b>	ITA	Aruba.it Racing - Ducati	Ducati Panigale R	<b>1'50.161</b>
3	<b>66 T. SYKES</b>	GBR	Kawasaki Racing Team	Kawasaki ZX-10R	<b>1'50.305</b>
4	<b>7 C. DAVIES</b>	GBR	Aruba.it Racing - Ducati	Ducati Panigale R	<b>1'50.383</b>
5	<b>22 A. LOWES</b>	GBR	Pata Yamaha Official WorldSBK Team	Yamaha YZF R1	<b>1'50.641</b>
6	<b>12 X. FORÉS</b>	ESP	BARNI Racing Team	Ducati Panigale R	<b>1'50.728</b>
7	<b>81 J. TORRES</b>	ESP	Althea BMW Racing Team	BMW S 1000 RR	<b>1'50.798</b>
8	<b>60 M. VAN DER MARK</b>	NED	Pata Yamaha Official WorldSBK Team	Yamaha YZF R1	<b>1'50.956</b>
9	<b>50 E. LAVERTY</b>	IRL	Milwaukee Aprilia	Aprilia RSV4 RF	<b>1'51.054</b>
10	<b>36 L. MERCADO</b>	ARG	IODARacing	Aprilia RSV4 RF	<b>1'51.174</b>

\*  
\*

\* These positions are assigned to the 1st and 2nd rider classified in Superpole 1

31/03/2017 14

These data/results cannot be reproduced, stored and/or transmitted in whole or in part by any manner of electronic, mechanical, photocopying, recording, broadcasting or otherwise now known or herein after developed without the previous express consent by the copyright owner, except for reproduction in daily press and regular printed publications on sale to the public within 60 days of the event related to those data/results and always provided that copyright symbol appears together as follows below.

© DORNA WSBK ORGANIZATION Srl 2017

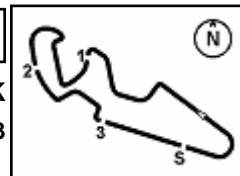
FIKR PERUGIA TIMING



Official Tyre Supplier



Official Timekeeper



## Spanish Round, 31 March 1-2 April 2017

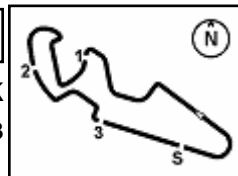
### World Superbike - Best Laps & Speeds

No.	Rider		Best Lap	FP1		FP2	
	Nat	Bike		laps	speed	laps	speed
1	1	J. REA	1'50.062	1'50.570	1'50.062		
	GBR	Kawasaki ZX-10R	44 313,0	20 313,0	24 305,0		
2	33	M. MELANDRI	1'50.161	1'51.144	1'50.161		
	ITA	Ducati Panigale R	37 311,2	20 311,2	17 305,0		
3	66	T. SYKES	1'50.305	1'50.944	1'50.305		
	GBR	Kawasaki ZX-10R	38 309,4	19 309,4	19 300,8		
4	7	C. DAVIES	1'50.383	1'53.896	1'50.383		
	GBR	Ducati Panigale R	21 302,5	2 301,6	19 302,5		
5	22	A. LOWES	1'50.641	1'50.641	1'50.769		
	GBR	Yamaha YZF R1	38 309,4	16 309,4	22 301,6		
6	12	X. FORÉS	1'50.728	1'50.728	1'50.894		
	ESP	Ducati Panigale R	37 304,2	17 303,3	20 304,2		
7	81	J. TORRES	1'50.798	1'50.798	1'52.127		
	ESP	BMW S 1000 RR	39 311,2	22 311,2	17 304,2		
8	60	M. VAN DER MARK	1'50.956	1'50.956	1'51.385		
	NED	Yamaha YZF R1	42 307,6	19 307,6	23 298,3		
9	50	E. LAVERTY	1'51.054	1'51.535	1'51.054		
	IRL	Aprilia RSV4 RF	37 313,0	20 313,0	17 304,2		
10	36	L. MERCADO	1'51.174	1'51.174	1'51.549		
	ARG	Aprilia RSV4 RF	44 310,3	22 310,3	22 306,8		
11	6	S. BRADL	1'51.177	1'51.177	1'51.686		
	GER	Honda CBR1000RR	39 308,5	21 308,5	18 296,7		
12	69	N. HAYDEN	1'51.507	1'51.507	1'52.136		
	USA	Honda CBR1000RR	35 304,2	18 304,2	17 296,7		
13	21	M. REITERBERGER	1'51.753	1'51.753	1'52.227		
	GER	BMW S 1000 RR	39 311,2	20 311,2	19 300,8		
14	40	R. RAMOS	1'51.766	1'52.259	1'51.766		
	ESP	Kawasaki ZX-10R	42 303,3	21 303,3	21 295,8		
15	15	A. DE ANGELIS	1'52.080	1'52.080	1'52.183		
	RSM	Kawasaki ZX-10R	35 301,6	18 301,6	17 295,0		
16	84	R. RUSSO	1'52.096	1'52.096	1'52.827		
	ITA	Yamaha YZF R1	29 295,0	16 295,0	13 288,7		
17	88	R. KRUMMENACHER	1'52.126	1'52.214	1'52.126		
	SUI	Kawasaki ZX-10R	45 306,8	22 306,8	23 299,1		
18	2	L. CAMIER	1'52.283	1'52.348	1'52.283		
	GBR	MV Agusta 1000 F4	26 298,3	12 298,3	14 295,0		
19	3	J. SIMON	1'53.326	1'53.326	1'53.875		
	ESP	Aprilia RSV4 RF	40 306,8	21 306,8	19 299,1		
20	86	A. BADOVINI	1'53.347	1'53.347	1'53.940		
	ITA	Kawasaki ZX-10R	31 298,3	17 298,3	14 294,2		

31/03/2017

These data/results cannot be reproduced, stored and/or transmitted in whole or in part by any manner of electronic, mechanical, photocopying, recording, broadcasting or otherwise now known or herein after developed without the previous express consent by the copyright owner, except for reproduction in daily press and regular printed publications on sale to the public within 60 days of the event related to those data/results and always provided that copyright symbol appears together as follows below.

© DORNA WSBK ORGANIZATION Srl 2017



## Spanish Round, 31 March 1-2 April 2017 World Superbike - Best Laps & Speeds

No.	Rider		Best Lap	FP1		FP2	
	Nat	Bike		laps	speed	laps	speed
21	37	O. JEZEK	1'53.729	19	1'53.729	16	1'54.376
		CZE Kawasaki ZX-10R	35 295,8	19	295,8	16	280,5

31/03/2017

These data/results cannot be reproduced, stored and/or transmitted in whole or in part by any manner of electronic, mechanical, photocopying, recording, broadcasting or otherwise now known or herein after developed without the previous express consent by the copyright owner, except for reproduction in daily press and regular printed publications on sale to the public within 60 days of the event related to those data/results and always provided that copyright symbol appears together as follows below.

© DORNA WSBK ORGANIZATION Srl 2017

FKR PERUGIA TIMING



Official Tyre Supplier



Official Timekeeper