

MotorLand Aragon 5.077 m

1 / 2

Spanish Round, 31 March 1-2 April 2017

World Superbike - Results Superpole 1

No.	Rider	Nat	Team	Bike	Time	Gap	Rel.	Laps	Speed	
									Avg	Max
1*	69 N. HAYDEN	USA	Red Bull Honda World Superbike Team	Honda CBR1000RR	1'50.945			6	164,741	306,8
2*	6 S. BRADL	GER	Red Bull Honda World Superbike Team	Honda CBR1000RR	1'50.988	0.043	0.043	6	164,677	307,7
3	21 M. REITERBERGER	GER	Althea BMW Racing Team	BMW S 1000 RR	1'51.506	0.561	0.518	4	163,912	315,8
4	40 R. RAMOS	ESP	Team Kawasaki Go Eleven	Kawasaki ZX-10R	1'51.557	0.612	0.051	3	163,837	302,5
5	2 L. CAMIER	GBR	MV Agusta Reparto Corse	MV Agusta 1000 F4	1'51.569	0.624	0.012	6	163,820	303,4
6	88 R. KRUMMENACHER	SUI	Kawasaki Puccetti Racing	Kawasaki ZX-10R	1'52.328	1.383	0.759	3	162,713	309,5
7	3 J. SIMON	ESP	Milwaukee Aprilia	Aprilia RSV4 RF	1'52.334	1.389	0.006	6	162,704	311,2
8	15 A. DE ANGELIS	RSM	Pedercini Racing SC-Project	Kawasaki ZX-10R	1'52.590	1.645	0.256	5	162,334	306,8
9	84 R. RUSSO	ITA	Guandalini Racing	Yamaha YZF R1	1'52.829	1.884	0.239	6	161,990	300,8
10	37 O. JEZEK	CZE	Grillini Racing Team	Kawasaki ZX-10R	1'53.211	2.266	0.382	4	161,444	296,7
11	86 A. BADOVINI	ITA	Grillini Racing Team	Kawasaki ZX-10R	1'53.375	2.430	0.164	6	161,210	300,0

* Qualified to Superpole 2

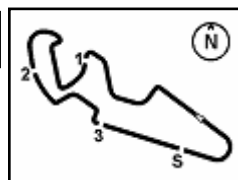
AIR	Humidity:	66%	Temp:	12°C
TRACK	Condition:	Dry	Temp:	18°C

Records	Pole (SP2)	2016 T.Sykes	1'49.374	167,110	Km/h
	Race (RC1)	2016 C.Davies	1'50.421	165,520	Km/h
	Circuit (SP2)	2016 T.Sykes	1'49.374	167,110	Km/h

Start 10:30 End 10:47 The results are provisional until the end of the time limit for protests and appeals and the completion of the technical checks.

These data/results cannot be reproduced, stored and/or transmitted in whole or in part by any manner of electronic, mechanical, photocopying, recording, broadcasting or otherwise now known or herein after developed without the previous express consent by the copyright owner, except for reproduction in daily press and regular printed publications on sale to the public within 60 days of the event related to those data/results and always provided that copyright symbol appears together as follows below.

© DORNA WSBK ORGANIZATION Srl 2017



Spanish Round, 31 March 1-2 April 2017

World Superbike - Results Superpole 1

Session Highlights

Local Time	No. Rider	Description
10.30.00		Start
10.42.50	21 M. REITERBERGER	Crashed - Turn 3
10.43.09	37 O. JEZEK	Crashed - Turn 3
10.43.21	88 R. KRUMMENACHER	Crashed - Turn 3
10.47.15		End Of Session

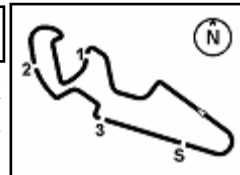
Fastest Laps Sequence

No.	Rider	Nat	Team	Bike	Local Time	Time	Gap	Avg
2	L. CAMIER	GBR	MV Agusta Reparto Corse	MV Agusta 1000 F4	10:33'52.757	1'52.256		162,817
6	S. BRADL	GER	Red Bull Honda World Superbike Team	Honda CBR1000RR	10:34'04.818	1'51.348	-0.908	164,145
6	S. BRADL	GER	Red Bull Honda World Superbike Team	Honda CBR1000RR	10:35'55.806	1'50.988	-0.360	164,677
69	N. HAYDEN	USA	Red Bull Honda World Superbike Team	Honda CBR1000RR	10:44'56.421	1'50.945	-0.043	164,741

01/04/2017 Start End The results are provisional until the end of the time limit for protests and appeals
10:30 10:47 and the completion of the technical checks.

These data/results cannot be reproduced, stored and/or transmitted in whole or in part by any manner of electronic, mechanical, photocopying, recording, broadcasting or otherwise now known or herein after developed without the previous express consent by the copyright owner, except for reproduction in daily press and regular printed publications on sale to the public within 60 days of the event related to those data/results and always provided that copyright symbol appears together as follows below.

© DORNA WSBK ORGANIZATION Srl 2017



Spanish Round, 31 March 1-2 April 2017 World Superbike - Best Sector & Speed Superpole 1

MotorLand Aragon 5.077 m

BEST LAP

1	69 N. HAYDEN	Honda CBR1000RR	1'50.945
2	6 S. BRADL	Honda CBR1000RR	1'50.988
3	21 M. REITERBERGER	BMW S 1000 RR	1'51.506
4	40 R. RAMOS	Kawasaki ZX-10R	1'51.557
5	2 L. CAMIER	MV Agusta 1000 F4	1'51.569
6	88 R. KRUMMENACHER	Kawasaki ZX-10R	1'52.328
7	3 J. SIMON	Aprilia RSV4 RF	1'52.334
8	15 A. DE ANGELIS	Kawasaki ZX-10R	1'52.590
9	84 R. RUSSO	Yamaha YZF R1	1'52.829
10	37 O. JEZEK	Kawasaki ZX-10R	1'53.211
11	86 A. BADOVINI	Kawasaki ZX-10R	1'53.375

SPEED

1	21 M. REITERBERGER	BMW S 1000 RR	315.8
2	3 J. SIMON	Aprilia RSV4 RF	311.2
3	88 R. KRUMMENACHER	Kawasaki ZX-10R	309.5
4	6 S. BRADL	Honda CBR1000RR	307.7
5	69 N. HAYDEN	Honda CBR1000RR	306.8
6	15 A. DE ANGELIS	Kawasaki ZX-10R	306.8
7	2 L. CAMIER	MV Agusta 1000 F4	303.4
8	40 R. RAMOS	Kawasaki ZX-10R	302.5
9	84 R. RUSSO	Yamaha YZF R1	300.8
10	86 A. BADOVINI	Kawasaki ZX-10R	300.0
11	37 O. JEZEK	Kawasaki ZX-10R	296.7

SEG. 1
SEG. 2
SEG. 3
SEG. 4
SEG. 5

1	6 S. BRADL	31.785	1	69 N. HAYDEN	31.103	1	69 N. HAYDEN	21.405	1	21 M. REITERBERG	10.805	1	2 L. CAMIER	15.535
2	69 N. HAYDEN	31.851	2	6 S. BRADL	31.188	2	40 R. RAMOS	21.408	2	88 R. KRUMMENAC	10.813	2	69 N. HAYDEN	15.633
3	40 R. RAMOS	31.914	3	21 M. REITERBERG	31.263	3	6 S. BRADL	21.463	3	3 J. SIMON	10.819	3	15 A. DE ANGELIS	15.654
4	2 L. CAMIER	31.952	4	2 L. CAMIER	31.369	4	21 M. REITERBERG	21.521	4	15 A. DE ANGELIS	10.821	4	6 S. BRADL	15.672
5	21 M. REITERBERG	32.036	5	40 R. RAMOS	31.374	5	84 R. RUSSO	21.593	5	6 S. BRADL	10.844	5	3 J. SIMON	15.716
6	84 R. RUSSO	32.169	6	88 R. KRUMMENAC	31.551	6	2 L. CAMIER	21.684	6	69 N. HAYDEN	10.887	6	40 R. RAMOS	15.727
7	88 R. KRUMMENAC	32.222	7	3 J. SIMON	31.641	7	3 J. SIMON	21.709	7	2 L. CAMIER	10.913	7	21 M. REITERBERG	15.750
8	15 A. DE ANGELIS	32.240	8	84 R. RUSSO	31.659	8	88 R. KRUMMENAC	21.760	8	40 R. RAMOS	10.920	8	88 R. KRUMMENAC	15.882
9	3 J. SIMON	32.251	9	15 A. DE ANGELIS	31.755	9	37 O. JEZEK	21.805	9	86 A. BADOVINI	10.985	9	84 R. RUSSO	15.898
10	37 O. JEZEK	32.442	10	37 O. JEZEK	31.775	10	86 A. BADOVINI	21.876	10	84 R. RUSSO	11.071	10	37 O. JEZEK	16.008
11	86 A. BADOVINI	32.490	11	86 A. BADOVINI	31.826	11	15 A. DE ANGELIS	22.036	11	37 O. JEZEK	11.140	11	86 A. BADOVINI	16.055

01/04/2017

These data/results cannot be reproduced, stored and/or transmitted in whole or in part by any manner of electronic, mechanical, photocopying, recording, broadcasting or otherwise now known or herein after developed without the previous express consent by the copyright owner, except for reproduction in daily press and regular printed publications on sale to the public within 60 days of the event related to those data/results and always provided that copyright symbol appears together as follows below.

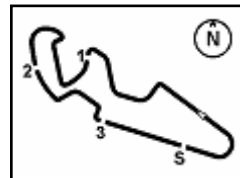
© DORNA WSBK ORGANIZATION Srl 2017

FICR PERUGIA TIMING


Official Tyre Supplier



Official Timekeeper



MotorLand Aragon 5.077 m

Spanish Round, 31 March 1-2 April 2017

World Superbike - Ideal Times Superpole 1

No.	Rider	Nat	Bike	Seg. 1	Seg. 2	Seg. 3	Seg. 4	Seg. 5	Ideal Time		
				Diff. 1	Diff. 2	Diff. 3	Diff. 4	Diff. 5	Best Lap	Pos.	Diff.
1	69 N. HAYDEN	USA	Honda CBR1000RR	31.851	31.103	21.405	10.887 0.066	15.633	1'50.879 1'50.945	1	0.066
2	6 S. BRADL	GER	Honda CBR1000RR	31.785	31.188	21.463	10.844 0.036	15.672	1'50.952 1'50.988	2	0.036
3	40 R. RAMOS	ESP	Kawasaki ZX-10R	31.914	31.374	21.408 0.214	10.920	15.727	1'51.343 1'51.557	4	0.214
4	21 M. REITERBERGER	GER	BMW S 1000 RR	32.036	31.263 0.020	21.521	10.805	15.750 0.111	1'51.375 1'51.506	3	0.131
5	2 L. CAMIER	GBR	MV Agusta 1000 F4	31.952	31.369	21.684 0.013	10.913 0.056	15.535 0.047	1'51.453 1'51.569	5	0.116
6	3 J. SIMON	ESP	Aprilia RSV4 RF	32.251	31.641 0.026	21.709 0.064	10.819	15.716 0.108	1'52.136 1'52.334	7	0.198
7	88 R. KRUMMENACHER	SUI	Kawasaki ZX-10R	32.222 0.086	31.551	21.760	10.813 0.014	15.882	1'52.228 1'52.328	6	0.100
8	84 R. RUSSO	ITA	Yamaha YZF R1	32.169 0.287	31.659 0.076	21.593 0.048	11.071 0.028	15.898	1'52.390 1'52.829	9	0.439
9	15 A. DE ANGELIS	RSM	Kawasaki ZX-10R	32.240	31.755	22.036 0.084	10.821	15.654	1'52.506 1'52.590	8	0.084
10	37 O. JEZEK	CZE	Kawasaki ZX-10R	32.442	31.775 0.023	21.805	11.140 0.018	16.008	1'53.170 1'53.211	10	0.041
11	86 A. BADOVINI	ITA	Kawasaki ZX-10R	32.490 0.143	31.826	21.876	10.985	16.055	1'53.232 1'53.375	11	0.143
Overall Ideal Time				31.785	31.103	21.405	10.805	15.535	1'50.633		

01/04/2017

These data/results cannot be reproduced, stored and/or transmitted in whole or in part by any manner of electronic, mechanical, photocopying, recording, broadcasting or otherwise now known or herein after developed without the previous express consent by the copyright owner, except for reproduction in daily press and regular printed publications on sale to the public within 60 days of the event related to those data/results and always provided that copyright symbol appears together as follows below.

© DORNA WSBK ORGANIZATION Srl 2017

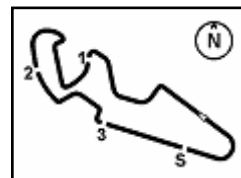
FICR PERUGIA TIMING



Official Tyre Supplier



Official Timekeeper



Spanish Round, 31 March 1-2 April 2017 World Superbike - Chronological Analysis Superpole 1

1° 69 N. HAYDEN (1'50.945)

Lap	Seg. 1	Seg. 2	Seg. 3	Seg. 4	Seg. 5	Lap Time	km/h	Local Time
		33.523	22.627	11.048	17.227		302.5	10:32'17.969
1	32.212	31.510	21.733	10.949	15.732	1'52.136	306.8	10:34'10.105
2	31.871	31.256	21.582	10.952	15.678	1'51.339	304.2	10:36'01.444
3	34.002	32.231	21.919	11.023	22.897	2'02.072 P	300.8	10:38'03.516
4	3'33.749	32.738	22.478	17.220	15.775	5'01.960 P	291.9	10:43'05.476
5	31.851	31.103	21.405	10.953	15.633	1'50.945	301.7	10:44'56.421
6	32.345	31.765	22.022	10.887	15.826	1'52.845	302.5	10:46'49.266

2° 6 S. BRADL (1'50.988)

Lap	Seg. 1	Seg. 2	Seg. 3	Seg. 4	Seg. 5	Lap Time	km/h	Local Time
		34.221	23.179	10.955	15.834		304.2	10:32'13.470
1	31.982	31.324	21.521	10.844	15.677	1'51.348	306.8	10:34'04.818
2	31.785	31.188	21.463	10.880	15.672	1'50.988	307.7	10:35'55.806
3	34.340	32.840	22.015	11.696	22.518	2'03.409 P	295.9	10:37'59.215
4	3'36.228	32.919	22.569	16.097	15.855	5'03.668 P	290.3	10:43'02.883
5	32.301	31.505	21.757	13.419	15.788	1'54.770	292.7	10:44'57.653
6	32.009	31.406	21.734	11.125	22.299	1'58.573 P	301.7	10:46'56.226

3° 21 M. REITERBERGER (1'51.506)

Lap	Seg. 1	Seg. 2	Seg. 3	Seg. 4	Seg. 5	Lap Time	km/h	Local Time
		40.702	23.078	11.716	16.627		253.5	10:32'16.283
1	32.036	31.283	21.521	10.805	15.861	1'51.506	315.8	10:34'07.789
2	32.066	31.263	21.710	10.879	15.750	1'51.668	310.3	10:35'59.457
3	33.554	32.346	22.056	10.971	22.548	2'01.475 P	307.7	10:38'00.932
4	2'49.581	33.143	22.054	21.305	17.991	4'24.074 P		10:42'25.006

4° 40 R. RAMOS (1'51.557)

Lap	Seg. 1	Seg. 2	Seg. 3	Seg. 4	Seg. 5	Lap Time	km/h	Local Time
		47.196	25.515	16.374	23.957		184.6	10:32'53.483
1	7'40.151	35.868	22.944	11.044	15.886	9'05.893 P	299.2	10:41'59.376
2	31.939	31.527	21.408	10.956	15.750	1'51.580	302.5	10:43'50.956
3	31.914	31.374	21.622	10.920	15.727	1'51.557	301.7	10:45'42.513

5° 2 L. CAMIER (1'51.569)

Lap	Seg. 1	Seg. 2	Seg. 3	Seg. 4	Seg. 5	Lap Time	km/h	Local Time
		32.932	22.674	11.244	15.854		296.7	10:32'00.501
1	32.393	31.547	21.751	10.968	15.597	1'52.256	301.7	10:33'52.757
2	32.138	31.646	22.311	10.980	21.222	1'58.297 P	301.7	10:35'51.054
3	2'46.348	32.614	22.138	11.044	15.758	4'07.902 P	300.8	10:39'58.956
4	31.952	31.369	21.697	10.969	15.582	1'51.569	301.7	10:41'50.525
5	31.975	31.502	21.684	10.913	15.535	1'51.609	303.4	10:43'42.134
6	33.010	32.013	22.112	11.022	15.705	1'53.862	301.7	10:45'35.996

6° 88 R. KRUMMENACHER (1'52.328)

Lap	Seg. 1	Seg. 2	Seg. 3	Seg. 4	Seg. 5	Lap Time	km/h	Local Time
		32.924	22.335	10.813	17.849		310.3	10:32'18.929
1	32.308	31.551	21.760	10.827	15.882	1'52.328	309.5	10:34'11.257
2	32.222	32.182	22.722	11.245	22.826	2'01.197 P	301.7	10:36'12.454
3	4'37.342	32.898	22.705	13.002	26.775	6'12.722 P		10:42'25.176

7° 3 J. SIMON (1'52.334)

Lap	Seg. 1	Seg. 2	Seg. 3	Seg. 4	Seg. 5	Lap Time	km/h	Local Time
		36.608	24.299	12.292	16.067		295.9	10:32'14.076
1	32.581	31.838	21.803	10.930	15.774	1'52.926	310.3	10:34'07.002
2	32.251	31.667	21.773	10.819	15.824	1'52.334	311.2	10:35'59.336
3	33.440	32.993	22.260	11.011	23.091	2'02.795 P	306.8	10:38'02.131
4	2'11.906	33.167	22.248	10.822	19.791	3'37.934 P	311.2	10:41'40.065
5	32.466	31.716	21.709	10.830	15.732	1'52.453	309.5	10:43'32.518
6	32.547	31.641	21.760	10.875	15.716	1'52.539	309.5	10:45'25.057

8° 15 A. DE ANGELIS (1'52.590)

Lap	Seg. 1	Seg. 2	Seg. 3	Seg. 4	Seg. 5	Lap Time	km/h	Local Time
		37.080	24.364	13.188	15.973		282.0	10:32'14.668
1	32.321	31.778	22.036	10.914	15.754	1'52.803	306.8	10:34'07.471
2	37.766	32.808	22.783	10.905	22.569	2'06.831 P	304.2	10:36'14.302
3	4'36.873	33.032	22.710	11.842	23.294	6'07.751 P	240.0	10:42'22.053
4	34.805	39.235	27.971	21.679	16.329	2'20.019	217.7	10:44'42.072
5	32.240	31.755	22.120	10.821	15.654	1'52.590	304.2	10:46'34.662

9° 84 R. RUSSO (1'52.829)

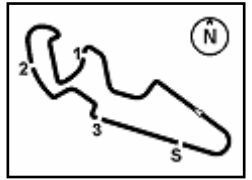
Lap	Seg. 1	Seg. 2	Seg. 3	Seg. 4	Seg. 5	Lap Time	km/h	Local Time
		33.810	22.688	11.071	17.224		301.7	10:32'18.158
1	32.456	31.735	21.641	11.099	15.898	1'52.829	300.8	10:34'10.987

01/04/2017 P = Pits In/Out - C = Lap-Time Cancelled

These data/results cannot be reproduced, stored and/or transmitted in whole or in part by any manner of electronic, mechanical, photocopying, recording, broadcasting or otherwise now known or herein after developed without the previous express consent by the copyright owner, except for reproduction in daily press and regular printed publications on sale to the public within 60 days of the event related to those data/results and always provided that copyright symbol appears together as follows below.

© DORNA WSBK ORGANIZATION Srl 2017

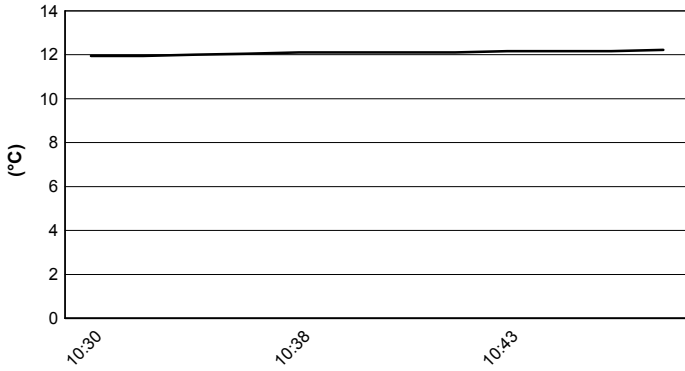




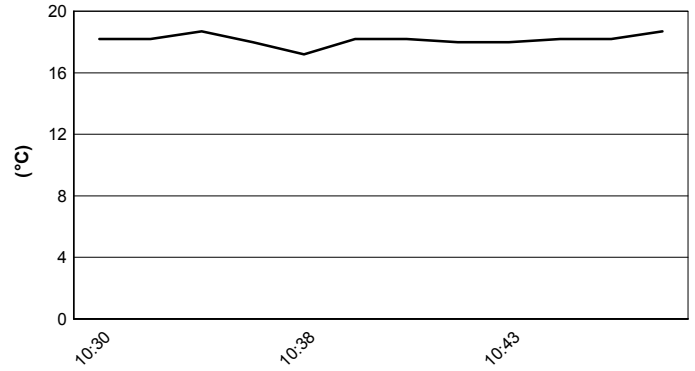
MotorLand Aragon 5.077 m

Session started 10:30 Session ended 10:47

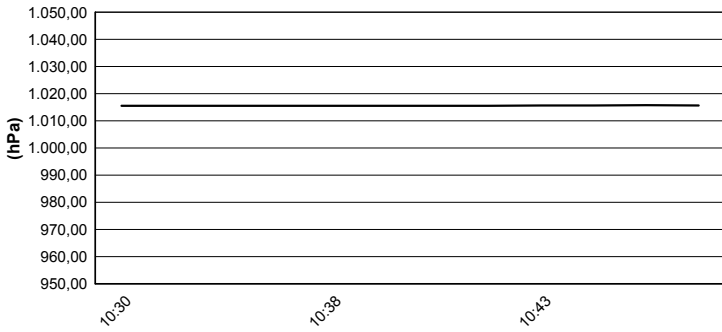
Air Temperature



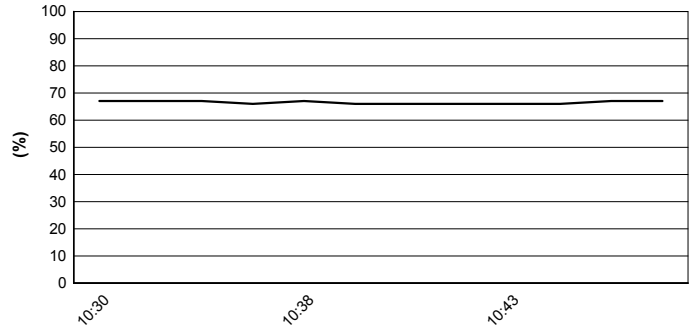
Track Temperature



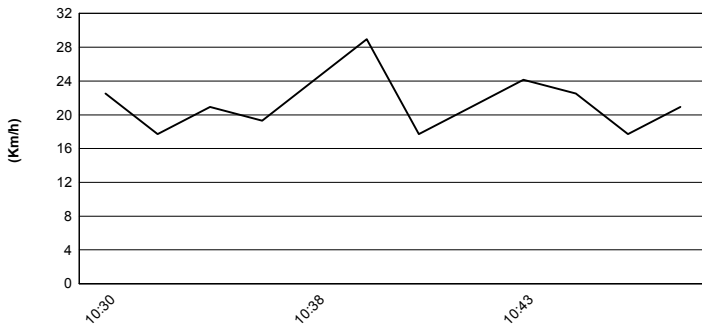
Air Pressure



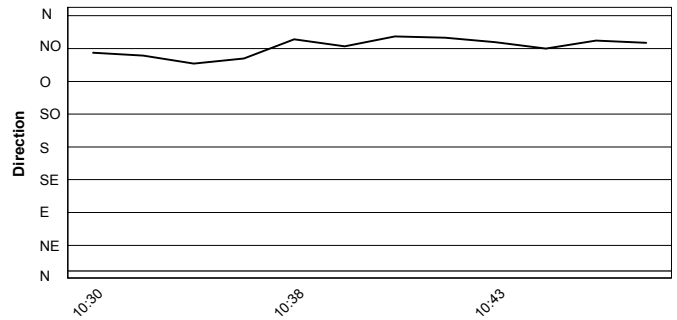
Humidity



Wind Speed



Wind Direction



01/04/2017

These data/results cannot be reproduced, stored and/or transmitted in whole or in part by any manner of electronic, mechanical, photocopying, recording, broadcasting or otherwise now known or herein after developed without the previous express consent by the copyright owner, except for reproduction in daily press and regular printed publications on sale to the public within 60 days of the event related to those data/results and always provided that copyright symbol appears together as follows below.

© DORNA WSBK ORGANIZATION Srl 2017