

Spanish Round, 31 March 1-2 April 2017

World Superbike - Results Warm Up

MotorLand Aragon 5.077 m

1 / 2

No.	Rider	Nat	Team	Bike	Time	Gap	Rel.	Laps	Speed	
									Avg	Max
1	1 J. REA	GBR	Kawasaki Racing Team	Kawasaki ZX-10R	1'50.672			7	165,147	318,6
2	33 M. MELANDRI	ITA	Aruba.it Racing - Ducati	Ducati Panigale R	1'50.713	0.041	0.041	7	165,086	319,5
3	7 C. DAVIES	GBR	Aruba.it Racing - Ducati	Ducati Panigale R	1'50.830	0.158	0.117	3	164,912	312,1
4	66 T. SYKES	GBR	Kawasaki Racing Team	Kawasaki ZX-10R	1'50.988	0.316	0.158	7	164,677	315,8
5	22 A. LOWES	GBR	Pata Yamaha Official WorldSBK Team	Yamaha YZF R1	1'51.682	1.010	0.694	7	163,654	314,0
6	12 X. FORÉS	ESP	BARNI Racing Team	Ducati Panigale R	1'51.685	1.013	0.003	7	163,650	308,6
7	6 S. BRADL	GER	Red Bull Honda World Superbike Team	Honda CBR1000RR	1'51.758	1.086	0.073	7	163,543	317,6
8	69 N. HAYDEN	USA	Red Bull Honda World Superbike Team	Honda CBR1000RR	1'51.843	1.171	0.085	7	163,418	311,2
9	81 J. TORRES	ESP	Althea BMW Racing Team	BMW S 1000 RR	1'51.999	1.327	0.156	7	163,191	313,0
10	2 L. CAMIER	GBR	MV Agusta Reparto Corse	MV Agusta 1000 F4	1'52.041	1.369	0.042	7	163,130	305,9
11	40 R. RAMOS	ESP	Team Kawasaki Go Eleven	Kawasaki ZX-10R	1'52.225	1.553	0.184	7	162,862	304,2
12	36 L. MERCADO	ARG	IODARacing	Aprilia RSV4 RF	1'52.254	1.582	0.029	4	162,820	319,5
13	21 M. REITERBERGER	GER	Althea BMW Racing Team	BMW S 1000 RR	1'52.254	1.582	0.000	7	162,820	315,8
14	50 E. LAVERTY	IRL	Milwaukee Aprilia	Aprilia RSV4 RF	1'52.479	1.807	0.225	7	162,494	317,6
15	88 R. KRUMMENACHER	SUI	Kawasaki Puccetti Racing	Kawasaki ZX-10R	1'52.607	1.935	0.128	5	162,310	309,5
16	15 A. DE ANGELIS	RSM	Pedercini Racing SC-Project	Kawasaki ZX-10R	1'52.644	1.972	0.037	7	162,256	308,6
17	3 J. SIMON	ESP	Milwaukee Aprilia	Aprilia RSV4 RF	1'52.919	2.247	0.275	7	161,861	315,8
18	84 R. RUSSO	ITA	Guandalini Racing	Yamaha YZF R1	1'53.116	2.444	0.197	6	161,579	300,0
19	86 A. BADOVINI	ITA	Grillini Racing Team	Kawasaki ZX-10R	1'53.854	3.182	0.738	6	160,532	303,4
20	60 M. VAN DER MARK	NED	Pata Yamaha Official WorldSBK Team	Yamaha YZF R1				1		254,7

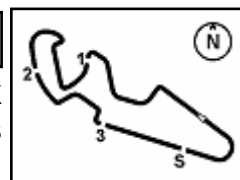
AIR	Humidity:	62%	Temp:	10°C
TRACK	Condition:	Dry	Temp:	13°C

Records	Pole (SP2)	2017	C.Davies	1'49.319	167,190	Km/h
	Race (RC1)	2016	C.Davies	1'50.421	165,520	Km/h
	Circuit (SP2)	2017	C.Davies	1'49.319	167,190	Km/h

02/04/2017 Start 09:30 End 09:47 The results are provisional until the end of the time limit for protests and appeals and the completion of the technical checks.

These data/results cannot be reproduced, stored and/or transmitted in whole or in part by any manner of electronic, mechanical, photocopying, recording, broadcasting or otherwise now known or herein after developed without the previous express consent by the copyright owner, except for reproduction in daily press and regular printed publications on sale to the public within 60 days of the event related to those data/results and always provided that copyright symbol appears together as follows below.

© DORNA WSBK ORGANIZATION Srl 2017



Spanish Round, 31 March 1-2 April 2017

World Superbike - Results Warm Up

Session Highlights

Local Time	No. Rider	Description
09.30.00		Start
09.35.17		WorldSBK Pit Intervention Time: 56secs
09.35.30	88 R. KRUMMENACHER	On the Gravel - Re-Joined - Turn 14
09.37.08	7 C. DAVIES	On the Gravel - Re-Joined - Turn 7
09.42.10	36 L. MERCADO	Crashed - Turn 14
09.47.01		End Of Session

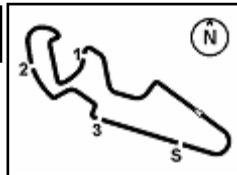
Fastest Laps Sequence

No.	Rider	Nat	Team	Bike	Local Time	Time	Gap	Avg
1	J. REA	GBR	Kawasaki Racing Team	Kawasaki ZX-10R	09:33'43.138	1'51.160		164,422
7	C. DAVIES	GBR	Aruba.it Racing - Ducati	Ducati Panigale R	09:36'02.905	1'50.830	-0.330	164,912
33	M. MELANDRI	ITA	Aruba.it Racing - Ducati	Ducati Panigale R	09:39'38.548	1'50.713	-0.117	165,086
1	J. REA	GBR	Kawasaki Racing Team	Kawasaki ZX-10R	09:40'22.259	1'50.672	-0.041	165,147

02/04/2017 Start End The results are provisional until the end of the time limit for protests and appeals
09:30 09:30 09:47 and the completion of the technical checks.

These data/results cannot be reproduced, stored and/or transmitted in whole or in part by any manner of electronic, mechanical, photocopying, recording, broadcasting or otherwise now known or herein after developed without the previous express consent by the copyright owner, except for reproduction in daily press and regular printed publications on sale to the public within 60 days of the event related to those data/results and always provided that copyright symbol appears together as follows below.

© DORNA WSBK ORGANIZATION Srl 2017



MotorLand Aragon 5.077 m

Spanish Round, 31 March 1-2 April 2017 World Superbike - Best Sector & Speed Warm Up

BEST LAP

1	1 J. REA	Kawasaki ZX-10R	1'50.672
2	33 M. MELANDRI	Ducati Panigale R	1'50.713
3	7 C. DAVIES	Ducati Panigale R	1'50.830
4	66 T. SYKES	Kawasaki ZX-10R	1'50.988
5	22 A. LOWES	Yamaha YZF R1	1'51.682
6	12 X. FORÉS	Ducati Panigale R	1'51.685
7	6 S. BRADL	Honda CBR1000RR	1'51.758
8	69 N. HAYDEN	Honda CBR1000RR	1'51.843
9	81 J. TORRES	BMW S 1000 RR	1'51.999
10	2 L. CAMIER	MV Austa 1000 F4	1'52.041
11	40 R. RAMOS	Kawasaki ZX-10R	1'52.225
12	36 L. MERCADO	Aprilia RSV4 RF	1'52.254
13	21 M. REITERBERGER	BMW S 1000 RR	1'52.254
14	50 E. LAVERTY	Aprilia RSV4 RF	1'52.479
15	88 R. KRUMMENACHER	Kawasaki ZX-10R	1'52.607
16	15 A. DE ANGELIS	Kawasaki ZX-10R	1'52.644
17	3 J. SIMON	Aprilia RSV4 RF	1'52.919
18	84 R. RUSSO	Yamaha YZF R1	1'53.116
19	86 A. BADOVINI	Kawasaki ZX-10R	1'53.854
20	60 M. VAN DER MARK	Yamaha YZF R1	

SPEED

1	36 L. MERCADO	Aprilia RSV4 RF	319.5
2	33 M. MELANDRI	Ducati Panigale R	319.5
3	1 J. REA	Kawasaki ZX-10R	318.6
4	6 S. BRADL	Honda CBR1000RR	317.6
5	50 E. LAVERTY	Aprilia RSV4 RF	317.6
6	3 J. SIMON	Aprilia RSV4 RF	315.8
7	21 M. REITERBERGER	BMW S 1000 RR	315.8
8	66 T. SYKES	Kawasaki ZX-10R	315.8
9	22 A. LOWES	Yamaha YZF R1	314.0
10	81 J. TORRES	BMW S 1000 RR	313.0
11	7 C. DAVIES	Ducati Panigale R	312.1
12	69 N. HAYDEN	Honda CBR1000RR	311.2
13	88 R. KRUMMENACHER	Kawasaki ZX-10R	309.5
14	12 X. FORÉS	Ducati Panigale R	308.6
15	15 A. DE ANGELIS	Kawasaki ZX-10R	308.6
16	2 L. CAMIER	MV Austa 1000 F4	305.9
17	40 R. RAMOS	Kawasaki ZX-10R	304.2
18	86 A. BADOVINI	Kawasaki ZX-10R	303.4
19	84 R. RUSSO	Yamaha YZF R1	300.0
20	60 M. VAN DER MARK	Yamaha YZF R1	254.7

SEG. 1		SEG. 2		SEG. 3		SEG. 4		SEG. 5	
1	1 J. REA 31.658	1	1 J. REA 31.046	1	1 J. REA 21.425	1	33 M. MELANDRI 10.518	1	33 M. MELANDRI 15.577
2	7 C. DAVIES 31.798	2	66 T. SYKES 31.093	2	7 C. DAVIES 21.481	2	1 J. REA 10.604	2	66 T. SYKES 15.645
3	66 T. SYKES 31.807	3	7 C. DAVIES 31.128	3	66 T. SYKES 21.482	3	36 L. MERCADO 10.642	3	12 X. FORÉS 15.652
4	33 M. MELANDRI 31.882	4	33 M. MELANDRI 31.161	4	33 M. MELANDRI 21.519	4	22 A. LOWES 10.647	4	22 A. LOWES 15.655
5	40 R. RAMOS 32.010	5	6 S. BRADL 31.398	5	12 X. FORÉS 21.626	5	50 E. LAVERTY 10.655	5	1 J. REA 15.671
6	12 X. FORÉS 32.015	6	22 A. LOWES 31.414	6	6 S. BRADL 21.667	6	6 S. BRADL 10.675	6	2 L. CAMIER 15.685
7	2 L. CAMIER 32.019	7	12 X. FORÉS 31.429	7	22 A. LOWES 21.683	7	7 C. DAVIES 10.693	7	15 A. DE ANGELIS 15.699
8	22 A. LOWES 32.027	8	50 E. LAVERTY 31.465	8	40 R. RAMOS 21.688	8	66 T. SYKES 10.701	8	69 N. HAYDEN 15.729
9	69 N. HAYDEN 32.070	9	36 L. MERCADO 31.471	9	21 M. REITERBERG 21.695	9	81 J. TORRES 10.726	9	7 C. DAVIES 15.730
10	81 J. TORRES 32.083	10	69 N. HAYDEN 31.475	10	69 N. HAYDEN 21.703	10	3 J. SIMON 10.728	10	81 J. TORRES 15.738
11	6 S. BRADL 32.127	11	21 M. REITERBERG 31.495	11	2 L. CAMIER 21.767	11	88 R. KRUMMENAC 10.791	11	84 R. RUSSO 15.801
12	36 L. MERCADO 32.141	12	40 R. RAMOS 31.513	12	81 J. TORRES 21.772	12	69 N. HAYDEN 10.802	12	21 M. REITERBERG 15.803
13	21 M. REITERBERG 32.177	13	81 J. TORRES 31.567	13	50 E. LAVERTY 21.799	13	86 A. BADOVINI 10.803	13	3 J. SIMON 15.817
14	15 A. DE ANGELIS 32.272	14	15 A. DE ANGELIS 31.633	14	84 R. RUSSO 21.823	14	40 R. RAMOS 10.818	14	6 S. BRADL 15.835
15	88 R. KRUMMENAC 32.288	15	2 L. CAMIER 31.639	15	36 L. MERCADO 21.833	15	12 X. FORÉS 10.822	15	36 L. MERCADO 15.845
16	3 J. SIMON 32.344	16	84 R. RUSSO 31.660	16	88 R. KRUMMENAC 21.841	16	15 A. DE ANGELIS 10.860	16	88 R. KRUMMENAC 15.856
17	84 R. RUSSO 32.372	17	88 R. KRUMMENAC 31.694	17	3 J. SIMON 21.852	17	2 L. CAMIER 10.872	17	40 R. RAMOS 15.861
18	50 E. LAVERTY 32.452	18	3 J. SIMON 31.877	18	15 A. DE ANGELIS 21.924	18	21 M. REITERBERG 10.889	18	50 E. LAVERTY 15.935
19	86 A. BADOVINI 32.495	19	86 A. BADOVINI 32.085	19	86 A. BADOVINI 22.218	19	84 R. RUSSO 11.049	19	86 A. BADOVINI 16.142
		20	60 M. VAN DER MAR 33.966	20	60 M. VAN DER MAR 23.426	20	60 M. VAN DER MAR 13.050		

02/04/2017

These data/results cannot be reproduced, stored and/or transmitted in whole or in part by any manner of electronic, mechanical, photocopying, recording, broadcasting or otherwise now known or herein after developed without the previous express consent by the copyright owner, except for reproduction in daily press and regular printed publications on sale to the public within 60 days of the event related to those data/results and always provided that copyright symbol appears together as follows below.

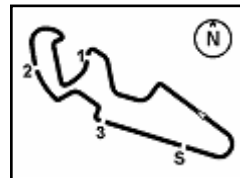
© DORNA WSBK ORGANIZATION Srl 2017

FICR PERUGIA TIMING


Official Tyre Supplier



Official Timekeeper



MotorLand Aragon 5.077 m

Spanish Round, 31 March 1-2 April 2017

World Superbike - Ideal Times Warm Up

No.	Rider	Nat	Bike	Seg. 1	Seg. 2	Seg. 3	Seg. 4	Seg. 5	Ideal Time		
				Diff. 1	Diff. 2	Diff. 3	Diff. 4	Diff. 5	Best Lap	Pos.	Diff.
1	1 J. REA	GBR	Kawasaki ZX-10R	31.658 0.010	31.046	21.425 0.053	10.604 0.144	15.671 0.061	1'50.404 1'50.672	2	0.268
2	33 M. MELANDRI	ITA	Ducati Panigale R	31.882	31.161	21.519	10.518 0.056	15.577	1'50.657 1'50.713	3	0.056
3	66 T. SYKES	GBR	Kawasaki ZX-10R	31.807	31.093 0.180	21.482	10.701 0.044	15.645 0.036	1'50.728 1'50.988	5	0.260
4	7 C. DAVIES	GBR	Ducati Panigale R	31.798	31.128	21.481	10.693	15.730	1'50.830 1'50.830	4	
5	22 A. LOWES	GBR	Yamaha YZF R1	32.027 0.045	31.414	21.683	10.647 0.107	15.655 0.104	1'51.426 1'51.682	6	0.256
6	12 X. FORÉS	ESP	Ducati Panigale R	32.015	31.429	21.626	10.822 0.059	15.652 0.082	1'51.544 1'51.685	7	0.141
7	6 S. BRADL	GER	Honda CBR1000RR	32.127	31.398	21.667	10.675 0.056	15.835	1'51.702 1'51.758	8	0.056
8	69 N. HAYDEN	USA	Honda CBR1000RR	32.070	31.475	21.703	10.802 0.042	15.729 0.022	1'51.779 1'51.843	9	0.064
9	81 J. TORRES	ESP	BMW S 1000 RR	32.083 0.059	31.567 0.003	21.772	10.726	15.738 0.051	1'51.886 1'51.999	10	0.113
10	40 R. RAMOS	ESP	Kawasaki ZX-10R	32.010 0.209	31.513 0.064	21.688	10.818 0.062	15.861	1'51.890 1'52.225	12	0.335
11	36 L. MERCADO	ARG	Aprilia RSV4 RF	32.141 0.137	31.471 0.105	21.833 0.080	10.642	15.845	1'51.932 1'52.254	13	0.322
12	2 L. CAMIER	GBR	MV Agusta 1000 F4	32.019	31.639 0.016	21.767	10.872 0.020	15.685 0.023	1'51.982 1'52.041	11	0.059
13	21 M. REITERBERGER	GER	BMW S 1000 RR	32.177 0.009	31.495	21.695 0.083	10.889 0.022	15.803 0.081	1'52.059 1'52.254	14	0.195
14	50 E. LAVERTY	IRL	Aprilia RSV4 RF	32.452	31.465 0.095	21.799 0.078	10.655	15.935	1'52.306 1'52.479	15	0.173
15	15 A. DE ANGELIS	RSM	Kawasaki ZX-10R	32.272 0.147	31.633 0.065	21.924	10.860 0.044	15.699	1'52.388 1'52.644	17	0.256
16	88 R. KRUMMENACHER	SUI	Kawasaki ZX-10R	32.288	31.694	21.841	10.791 0.104	15.856 0.033	1'52.470 1'52.607	16	0.137
17	3 J. SIMON	ESP	Aprilia RSV4 RF	32.344 0.130	31.877	21.852 0.051	10.728 0.108	15.817 0.012	1'52.618 1'52.919	18	0.301
18	84 R. RUSSO	ITA	Yamaha YZF R1	32.372	31.660	21.823	11.049 0.182	15.801 0.229	1'52.705 1'53.116	19	0.411
19	86 A. BADOVINI	ITA	Kawasaki ZX-10R	32.495 0.004	32.085	22.218 0.053	10.803	16.142 0.054	1'53.743 1'53.854	20	0.111
Overall Ideal Time				31.658	31.046	21.425	10.518	15.577	1'50.224		

02/04/2017

These data/results cannot be reproduced, stored and/or transmitted in whole or in part by any manner of electronic, mechanical, photocopying, recording, broadcasting or otherwise now known or herein after developed without the previous express consent by the copyright owner, except for reproduction in daily press and regular printed publications on sale to the public within 60 days of the event related to those data/results and always provided that copyright symbol appears together as follows below.

© DORNA WSBK ORGANIZATION Srl 2017

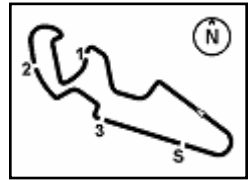
FICR PERUGIA TIMING



Official Tyre Supplier



Official Timekeeper



MotorLand Aragon 5.077 m

1 / 2

Spanish Round, 31 March 1-2 April 2017

World Superbike - Chronological Analysis Warm Up

1° 1 J. REA (1'50.672)

Lap	Seg. 1	Seg. 2	Seg. 3	Seg. 4	Seg. 5	Lap Time	km/h	Local Time
1	32.099	32.240	22.504	10.821	15.837	1'51.160	309.5	9:31'51.978
2	32.002	31.188	21.530	10.737	15.726	1'56.812 P	312.1	9:35'39.950
3	1'31.896	31.455	21.715	10.681	15.890	2'51.637 P	313.0	9:38'31.587
4	31.668	31.046	21.478	10.748	15.732	1'50.672	314.0	9:40'22.259
5	31.658	31.270	21.509	10.703	15.671	1'50.811	314.0	9:42'13.070
6	31.923	31.427	21.588	10.604	15.808	1'51.350	318.6	9:44'04.420
7	31.866	31.467	21.789	10.682	15.844	1'51.648	314.9	9:45'56.068

2° 33 M. MELANDRI (1'50.713)

Lap	Seg. 1	Seg. 2	Seg. 3	Seg. 4	Seg. 5	Lap Time	km/h	Local Time
1	33.881	34.324	23.603	11.084	16.591	1'56.420	288.8	9:32'07.018
2	32.537	32.111	22.580	11.682	16.166	1'52.767	319.5	9:34'03.438
3	32.334	31.414	21.723	10.555	15.604	1'50.713	315.8	9:37'47.835
4	31.882	31.161	21.519	10.574	15.577	1'51.630	316.7	9:39'38.548
5	31.930	31.333	21.590	10.613	15.593	1'51.059	315.8	9:41'29.607
6	35.786	33.638	22.611	10.728	15.968	1'58.731	316.7	9:43'28.338
7	32.024	31.275	21.785	10.593	15.655	1'51.332	317.6	9:45'19.670

3° 7 C. DAVIES (1'50.830)

Lap	Seg. 1	Seg. 2	Seg. 3	Seg. 4	Seg. 5	Lap Time	km/h	Local Time
1	32.130	33.356	22.688	10.779	16.209	1'51.860	312.1	9:32'20.215
2	31.798	31.352	21.918	10.726	15.734	1'50.830	312.1	9:34'12.075
3	31.897	48.654	25.492	15.624	23.588	2'25.255 P	198.2	9:38'28.160

4° 66 T. SYKES (1'50.988)

Lap	Seg. 1	Seg. 2	Seg. 3	Seg. 4	Seg. 5	Lap Time	km/h	Local Time
1	32.731	33.540	22.827	19.391	16.565	1'53.214	237.9	9:32'44.379
2	31.950	31.093	21.668	10.712	15.645	1'51.068	315.8	9:36'28.661
3	35.256	33.096	22.786	10.782	16.174	1'58.094	308.6	9:38'26.755
4	31.807	31.273	21.482	10.745	15.681	1'50.988	314.0	9:40'17.743
5	31.887	31.231	21.566	10.706	15.753	1'51.143	313.0	9:42'08.886
6	37.755	31.953	22.485	10.737	15.845	1'58.775	314.0	9:44'07.661
7	31.906	31.534	21.664	10.701	15.687	1'51.492	315.8	9:45'59.153

5° 22 A. LOWES (1'51.682)

Lap	Seg. 1	Seg. 2	Seg. 3	Seg. 4	Seg. 5	Lap Time	km/h	Local Time
1	34.134	33.152	23.658	11.186	17.521	2'01.015	262.1	9:33'01.015
2	32.570	31.879	22.005	10.755	15.849	1'53.058	311.2	9:36'49.522
3	32.370	31.721	21.804	10.762	15.802	1'52.459	311.2	9:38'41.981
4	32.085	31.527	21.758	10.752	15.655	1'51.777	312.1	9:40'33.758
5	32.027	31.467	21.871	10.825	15.706	1'51.896	309.5	9:42'25.654
6	32.088	31.753	21.734	10.647	15.719	1'51.941	314.0	9:44'17.595
7	32.072	31.414	21.683	10.754	15.759	1'51.682	311.2	9:46'09.277

6° 12 X. FORÉS (1'51.685)

Lap	Seg. 1	Seg. 2	Seg. 3	Seg. 4	Seg. 5	Lap Time	km/h	Local Time
1	1'25.042	33.694	22.430	10.918	22.912	2'46.124 P	307.7	9:32'24.536
2	32.323	31.528	21.764	10.822	15.692	1'52.129	308.6	9:37'02.789
3	32.015	31.429	21.626	10.881	15.734	1'51.685	308.6	9:38'54.474
4	32.189	31.592	21.758	10.893	15.652	1'52.084	308.6	9:40'46.558
5	32.174	31.570	22.148	10.899	15.852	1'52.643	307.7	9:42'39.201
6	34.423	33.163	23.097	14.327	17.368	2'02.378	193.2	9:44'41.579
7	32.667	31.967	22.467	10.935	15.965	1'54.001	306.8	9:46'35.580

7° 6 S. BRADL (1'51.758)

Lap	Seg. 1	Seg. 2	Seg. 3	Seg. 4	Seg. 5	Lap Time	km/h	Local Time
1	32.763	33.248	22.750	10.910	16.138	1'53.074	309.5	9:32'11.045
2	32.213	31.692	22.105	10.682	15.934	1'52.626	317.6	9:35'56.745
3	32.184	31.499	21.827	10.675	15.923	1'52.108	316.7	9:37'48.853
4	32.127	31.398	21.667	10.731	15.835	1'51.758	316.7	9:39'40.611
5	35.140	32.389	22.109	10.804	15.978	1'56.420	309.5	9:41'37.031
6	32.385	31.733	21.686	10.811	15.972	1'52.587	310.3	9:43'29.618
7	32.321	31.730	22.021	10.845	15.948	1'52.865	313.0	9:45'22.483

8° 69 N. HAYDEN (1'51.843)

Lap	Seg. 1	Seg. 2	Seg. 3	Seg. 4	Seg. 5	Lap Time	km/h	Local Time
1	32.288	32.614	22.320	10.804	15.894	1'52.607	309.5	9:31'52.383
2	32.522	31.694	21.841	10.895	15.889	1'52.607	305.9	9:33'44.990
3		31.868			17.276	2'07.426	255.3	9:35'52.416

Lap	Seg. 1	Seg. 2	Seg. 3	Seg. 4	Seg. 5	Lap Time	km/h	Local Time
1	33.498	34.209	23.416	10.872	17.079	1'55.130	296.7	9:32'07.636
2	32.561	31.926	22.315	10.867	16.089	1'53.295	308.6	9:34'02.766
3	32.329	31.937	21.704	10.802	15.729	1'52.501	311.2	9:37'48.562
4	32.070	31.475	21.703	10.844	15.751	1'51.843	310.3	9:39'40.405
5	32.563	32.157	22.083	10.855	20.780	1'58.438 P	308.6	9:41'38.843
6	1'39.120	33.070	22.392	11.203	16.384	3'02.169 P	304.2	9:44'41.012
7	32.764	31.957	26.651	10.919	15.991	1'58.282	308.6	9:46'39.294

9° 81 J. TORRES (1'51.999)

Lap	Seg. 1	Seg. 2	Seg. 3	Seg. 4	Seg. 5	Lap Time	km/h	Local Time
1	33.105	33.657	22.986	11.695	16.686	1'54.292	288.8	9:32'38.523
2	32.341	31.722	21.892	10.869	15.792	1'52.616	312.1	9:36'25.431
3	32.152	31.567	21.782	10.810	15.738	1'52.049	313.0	9:38'17.480
4	34.273	39.267	21.833	10.925	15.746	2'02.044	310.3	9:40'19.524
5	32.083	31.570	21.854	10.890	15.738	1'52.135	312.1	9:42'11.659
6	32.142	31.570	21.772	10.726	15.789	1'51.999	313.0	9:44'03.668
7	32.406	31.640	22.129	10.941	15.807	1'52.923	313.0	9:45'56.581

10° 2 L. CAMIER (1'52.041)

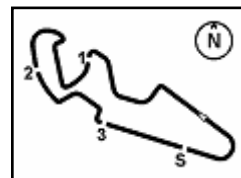
Lap	Seg. 1	Seg. 2	Seg. 3	Seg. 4	Seg. 5	Lap Time	km/h	Local Time
1	32.817	33.395	22.859	10.916	16.297	1'53.336	305.9	9:32'03.702
2	32.341	31.717	21.914	10.891	15.711	1'52.574	305.9	9:35'49.612
3	32.040	31.647	21.871	10.875	15.690	1'52.123	304.2	9:37'41.735
4	32.019	31.655	21.767	10.892	15.708	1'52.041	304.2	9:39'33.776
5	32.125	31.639	27.223	11.065	15.766	1'57.818	305.1	9:41'31.594
6	32.217	31.765	21.883	10.974	15.685	1'52.524	305.1	9:43'24.118
7	32.188	31.660	22.085	10.969	15.708	1'52.610	305.9	9:45'16.728

11° 40 R. RAMOS (1'52.225)

Lap	Seg. 1	Seg. 2	Seg. 3	Seg. 4	Seg. 5	Lap Time	km/h	Local Time
1	32.380	32.761	22.597	10.958	15.939	1'52.763	302.5	9:32'00.962
2	32.462	31.513	22.977	11.130	15.875	1'53.957	300.8	9:35'47.682
3	32.219	31.577	21.688	10.880	15.861	1'52.225	302.5	9:37'39.907
4	32.010	31.596	21.767	10.818	16.082	1'52.273	303.4	9:39'32.180
5	32.120	31.598	21.823	10.867	15.874	1'52.282	304.2	9:41'24.462
6	32.210	31.778	21.889	10.904	16.007	1'52.788	304.2	9:43'17.250
7	32.175	31.621	21.734	10.893	15.884	1'52.307	304.2	9:45'09.557

12° 36 L. MERCADO (1'52.254)

Lap	Seg. 1	Seg. 2	Seg. 3	Seg. 4	Seg. 5	Lap Time	km/h	Local Time
1	34.641	34.574	23.690	10.946	16.558	1'57.739	311.2	9:32'59.592
2	32.506	33.334	22.857	10.884	16.169	1'53.957	300.8	9:35'47.682
3	32.278	31.634	21.935	10.643				



Spanish Round, 31 March 1-2 April 2017

World Superbike - Chronological Analysis Warm Up

3	34.142	32.205	26.192	10.854	15.856	1'59.249	309.5	9:37'51.665
4	32.442	31.952	22.145	10.791	20.108	1'57.438	308.6	9:39'49.103
5	33.666	32.311	22.375	10.942	22.852	2'02.146 P	307.7	9:41'51.249

16° 15 A. DE ANGELIS (1'52.644)

Lap	Seg. 1	Seg. 2	Seg. 3	Seg. 4	Seg. 5	Lap Time	km/h	Local Time
		35.143	24.073	11.019	16.054		296.7	9:32'01.336
1	32.380	31.907	22.091	10.906	15.724	1'53.008	306.8	9:33'54.344
2	32.384	31.633	22.894	12.480	16.399	1'55.790	236.8	9:35'50.134
3	32.365	31.812	22.119	10.939	15.740	1'52.975	307.7	9:37'43.109
4	32.420	31.801	22.025	10.904	15.738	1'52.888	305.9	9:39'35.997
5	34.968	37.621	22.354	10.860	15.724	2'01.527	308.6	9:41'37.524
6	32.419	31.698	21.924	10.904	15.699	1'52.644	307.7	9:43'30.168
7	32.272	31.747	22.227	10.963	15.700	1'52.909	308.6	9:45'23.077

17° 3 J. SIMON (1'52.919)

Lap	Seg. 1	Seg. 2	Seg. 3	Seg. 4	Seg. 5	Lap Time	km/h	Local Time
		33.872	23.036	11.199	16.967		278.4	9:32'39.144
1	33.079	32.409	22.215	10.760	15.960	1'54.423	315.8	9:34'33.567
2	32.614	32.032	22.200	10.728	15.898	1'53.472	313.0	9:36'27.039
3	32.344	31.965	22.219	10.771	15.936	1'53.235	315.8	9:38'20.274
4	32.555	31.903	21.852	10.827	15.817	1'52.954	314.0	9:40'13.228
5	32.474	31.877	21.903	10.836	15.829	1'52.919	311.2	9:42'06.147
6	32.534	32.110	22.069	10.851	16.001	1'53.565	312.1	9:43'59.712
7	32.613	31.909	21.916	10.821	15.972	1'53.231	313.0	9:45'52.943

18° 84 R. RUSSO (1'53.116)

Lap	Seg. 1	Seg. 2	Seg. 3	Seg. 4	Seg. 5	Lap Time	km/h	Local Time
		33.957	22.694	11.239	16.377		299.2	9:32'23.239
1	32.823	32.069	21.913	11.049	15.801	1'53.655	300.0	9:34'16.894
2	32.372	31.660	21.823	11.231	16.030	1'53.116	298.3	9:36'10.010
3	32.868	32.394	22.074	11.178	15.982	1'54.496	299.2	9:38'04.506
4	32.531	31.802	25.043	11.467	16.217	1'57.060	295.9	9:40'01.566
5	32.456	32.494	22.240	11.388	22.487	2'01.065 P	295.1	9:42'02.631
6	2'49.979	32.978	22.628	11.409	16.641	4'13.635 P	294.3	9:46'16.266

19° 86 A. BADOVINI (1'53.854)

Lap	Seg. 1	Seg. 2	Seg. 3	Seg. 4	Seg. 5	Lap Time	km/h	Local Time
		34.026	23.354	10.952	16.955		297.5	9:32'07.777
1	33.575	32.322	22.416	10.900	16.142	1'55.355	302.5	9:34'03.132
2	32.499	32.085	22.271	10.803	16.196	1'53.854	302.5	9:35'56.986
3	32.495	32.105	22.218	10.850	16.189	1'53.857	303.4	9:37'50.843
4	32.939	32.202	22.494	10.812	16.382	1'54.829	302.5	9:39'45.672
5	37.454	34.271	23.396	11.290	17.191	2'03.602	299.2	9:41'49.274
6	36.243	34.553	23.580	12.017	23.570	2'09.963 P	276.9	9:43'59.237

20° 60 M. VAN DER MARK

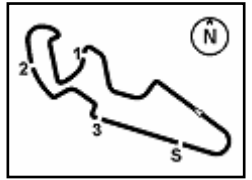
Lap	Seg. 1	Seg. 2	Seg. 3	Seg. 4	Seg. 5	Lap Time	km/h	Local Time
		36.743	23.894	13.775	25.534		224.1	9:32'45.783
1	9'00.560	33.966	23.426	13.050	22.497	10'33.499 P	254.7	9:43'19.282

02/04/2017

P = Pits In/Out - C = Lap-Time Cancelled

These data/results cannot be reproduced, stored and/or transmitted in whole or in part by any manner of electronic, mechanical, photocopying, recording, broadcasting or otherwise now known or herein after developed without the previous express consent by the copyright owner, except for reproduction in daily press and regular printed publications on sale to the public within 60 days of the event related to those data/results and always provided that copyright symbol appears together as follows below.

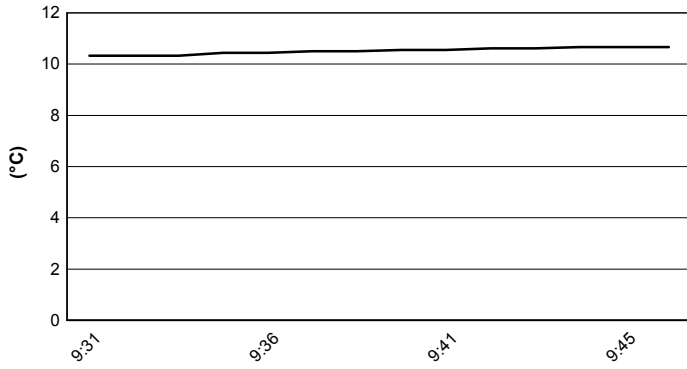
© DORNA WSBK ORGANIZATION Srl 2017



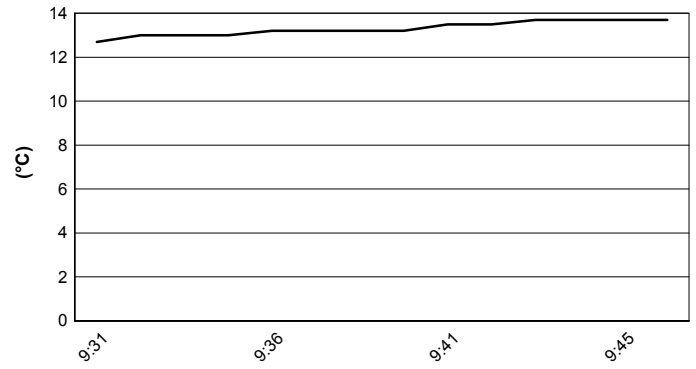
MotorLand Aragon 5.077 m

Session started 9:30 Session ended 9:47

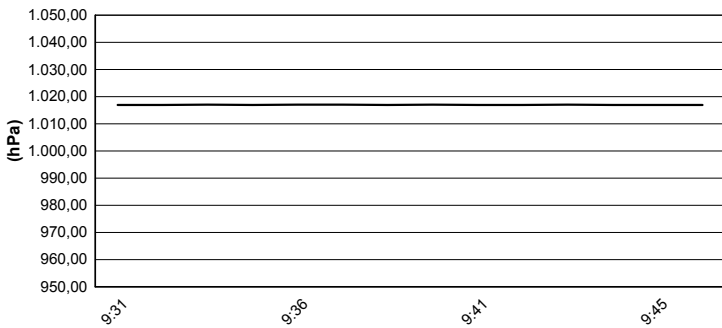
Air Temperature



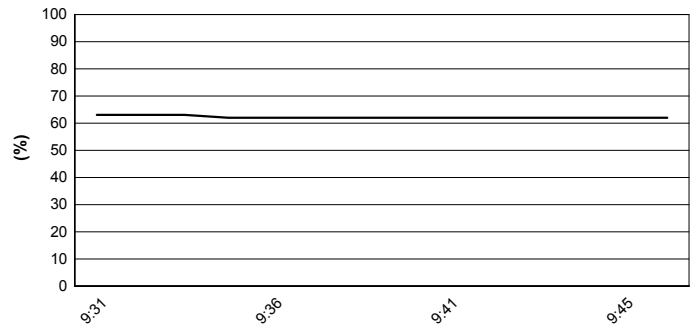
Track Temperature



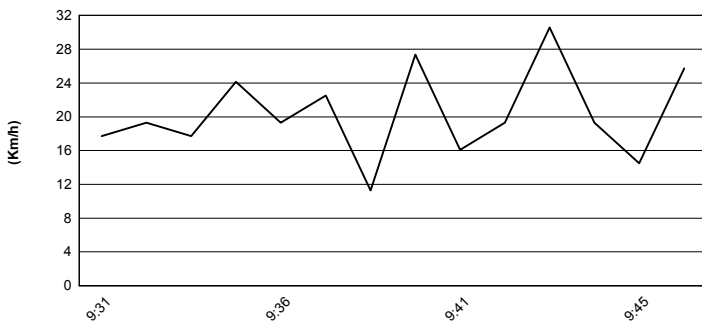
Air Pressure



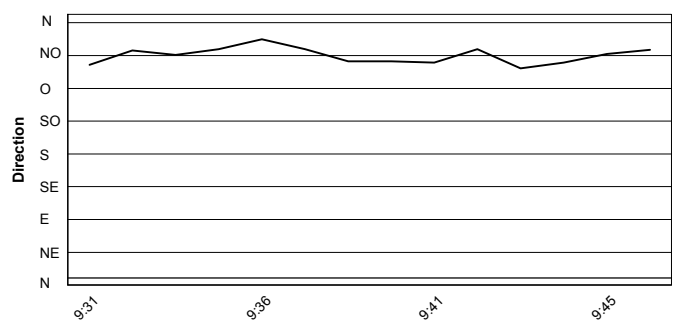
Humidity



Wind Speed



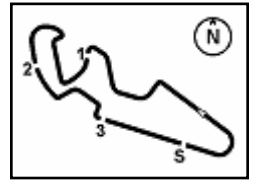
Wind Direction



02/04/2017

These data/results cannot be reproduced, stored and/or transmitted in whole or in part by any manner of electronic, mechanical, photocopying, recording, broadcasting or otherwise now known or herein after developed without the previous express consent by the copyright owner, except for reproduction in daily press and regular printed publications on sale to the public within 60 days of the event related to those data/results and always provided that copyright symbol appears together as follows below.

© DORNA WSBK ORGANIZATION Srl 2017




MotorLand Aragon 5.077 m

Spanish Round, 31 March 1-2 April 2017

World Superbike - Starting Grid - Race 2

18 Laps x 5,077 km = 91,386 km



02/04/2017 Jury President

..... Race Director

These data/results cannot be reproduced, stored and/or transmitted in whole or in part by any manner of electronic, mechanical, photocopying, recording, broadcasting or otherwise now known or herein after developed without the previous express consent by the copyright owner, except for reproduction in daily press and regular printed publications on sale to the public within 60 days of the event related to those data/results and always provided that copyright symbol appears together as follows below.

© DORNA WSBK ORGANIZATION Srl 2017

FICR PERUGIA TIMING



Official Tyre Supplier



Official Timekeeper