

## Spanish Round, 31 March 1-2 April 2017

### World Supersport 300 - Free Practices Combined Results

MotorLand Aragon 5.077 m

No.	Rider	Nat	Team	Bike	FP1	FP2	Time	Gap	Rel.	Avg	Laps
1	<b>99 P. GRASSIA</b>	ITA	3570 Made in CIV	Kawasaki Ninja 300	<b>2'12.501</b>		<b>2'12.501</b>			137,940	11
2	<b>25 B. SÁNCHEZ</b>	ESP	Halcourier Racing	Yamaha YZF-R3	<b>2'12.524</b>	2'24.318	<b>2'12.524</b>	0.023	0.023	137,916	22
3	<b>41 M. GARCIA</b>	ESP	Halcourier Racing	Yamaha YZF-R3	<b>2'13.437</b>	2'29.408	<b>2'13.437</b>	0.936	0.913	136,973	16
4	<b>6 R. SCHOTMAN</b>	NED	GRT Yamaha WorldSSP300 Team	Yamaha YZF-R3	<b>2'13.757</b>	2'25.718	<b>2'13.757</b>	1.256	0.320	136,645	23
5	<b>95 G. DE GRUTTOLA</b>	ITA	SK Racing	Yamaha YZF-R3	<b>2'13.762</b>	2'29.601	<b>2'13.762</b>	1.261	0.005	136,640	17
6	<b>33 D. VALLE</b>	ESP	Halcourier Racing	Yamaha YZF-R3	<b>2'13.855</b>	2'27.268	<b>2'13.855</b>	1.354	0.093	136,545	18
7	<b>54 H. CABUK</b>	TUR	Kawasaki Puccetti Racing	Kawasaki Ninja 300	<b>2'13.898</b>		<b>2'13.898</b>	1.397	0.043	136,501	9
8	<b>88 M. PEREZ</b>	ESP	WILSport Racedays	Honda CBR500R	<b>2'14.017</b>	2'32.347	<b>2'14.017</b>	1.516	0.119	136,380	15
9	<b>17 G. NODERER</b>	GER	Scudera Maranga Racing	Honda CBR500R	<b>2'14.184</b>	2'30.686	<b>2'14.184</b>	1.683	0.167	136,210	21
10	<b>80 A. PONTONE</b>	ITA	IODARacing	Yamaha YZF-R3	<b>2'14.247</b>	2'27.046	<b>2'14.247</b>	1.746	0.063	136,146	21
11	<b>75 S. DEROUE</b>	NED	MTM HS Kawasaki	Kawasaki Ninja 300	<b>2'14.247</b>	2'24.228	<b>2'14.247</b>	1.746		136,146	20
12	<b>22 M. KALININ</b>	UKR	Team MOTOXRACING	Yamaha YZF-R3	<b>2'14.380</b>	2'25.645	<b>2'14.380</b>	1.879	0.133	136,011	21
13	<b>15 A. COPPOLA</b>	ITA	SK Racing	Yamaha YZF-R3	<b>2'14.433</b>	2'26.925	<b>2'14.433</b>	1.932	0.053	135,958	16
14	<b>28 P. GIACOMINI</b>	ITA	Terra e Moto	Yamaha YZF-R3	<b>2'14.513</b>		<b>2'14.513</b>	2.012	0.080	135,877	11
15	<b>2 A. CARRASCO</b>	ESP	ETG Racing	Kawasaki Ninja 300	<b>2'14.553</b>		<b>2'14.553</b>	2.052	0.040	135,836	12
16	<b>9 R. DOORAKKERS</b>	NED	MVR Racing	Yamaha YZF-R3	<b>2'14.586</b>	2'27.206	<b>2'14.586</b>	2.085	0.033	135,803	22
17	<b>79 C. TAYLOR</b>	GBR	MTM HS Kawasaki	Kawasaki Ninja 300	<b>2'14.775</b>	2'32.063	<b>2'14.775</b>	2.274	0.189	135,613	20
18	<b>12 A. RUSMIPUTRO</b>	INA	Pertamina Almeria Racing Team	Yamaha YZF-R3	<b>2'14.780</b>	2'30.224	<b>2'14.780</b>	2.279	0.005	135,608	20
19	<b>20 D. LOUREIRO</b>	RSA	DS Junior Team	Kawasaki Ninja 300	<b>2'15.103</b>		<b>2'15.103</b>	2.602	0.323	135,283	10
20	<b>23 M. BASTIANELLI</b>	ITA	3570 Made in CIV	Kawasaki Ninja 300	<b>2'15.112</b>		<b>2'15.112</b>	2.611	0.009	135,274	9
21	<b>87 A. LICCIARDI</b>	BEL	Team Trasimeno	Yamaha YZF-R3	<b>2'15.196</b>	2'32.373	<b>2'15.196</b>	2.695	0.084	135,190	20
22	<b>14 E. DE LA VEGA</b>	FRA	GRT Yamaha WorldSSP300 Team	Yamaha YZF-R3	<b>2'16.023</b>	2'25.886	<b>2'16.023</b>	3.522	0.827	134,368	20
23	<b>35 A. TRIGLIA</b>	ITA	Scudera Maranga Racing	Honda CBR500R	<b>2'16.128</b>	2'32.623	<b>2'16.128</b>	3.627	0.105	134,265	22
24	<b>21 A. BIDDLE</b>	NZL	Sourz Foods - Benjan Racing	Kawasaki Ninja 300	<b>2'16.234</b>	2'34.452	<b>2'16.234</b>	3.733	0.106	134,160	20
25	<b>121 K. PATOVA</b>	FIN	Kallio Racing	Yamaha YZF-R3	<b>2'16.416</b>	2'26.355	<b>2'16.416</b>	3.915	0.182	133,981	21
26	<b>52 T. BEZUIDENHOUT</b>	RSA	Team Toth	Yamaha YZF-R3	<b>2'16.694</b>	2'31.958	<b>2'16.694</b>	4.193	0.278	133,709	13
27	<b>130 R. FERREIRA</b>	BRA	Kallio Racing	Yamaha YZF-R3	<b>2'17.038</b>	2'27.570	<b>2'17.038</b>	4.537	0.344	133,373	23
28	<b>27 F. ROVELLI</b>	ITA	ParkingGO DS Junior Team	Yamaha YZF-R3	<b>2'17.435</b>		<b>2'17.435</b>	4.934	0.397	132,988	9
29	<b>84 M. CARBONERA</b>	ITA	SK Racing	Yamaha YZF-R3	<b>2'17.609</b>	2'25.918	<b>2'17.609</b>	5.108	0.174	132,820	18
30	<b>18 A. MURLEY</b>	GBR	Team Toth	Yamaha YZF-R3	<b>2'19.159</b>	2'34.244	<b>2'19.159</b>	6.658	1.550	131,340	12
31	<b>19 E. ROVELLI</b>	ITA	ParkingGO DS Junior Team	Yamaha YZF-R3	<b>2'19.772</b>		<b>2'19.772</b>	7.271	0.613	130,764	9
32	<b>26 L. HOPKINS</b>	GBR	Hopkins Racing	Kawasaki Ninja 300	<b>2'20.711</b>	2'37.978	<b>2'20.711</b>	8.210	0.939	129,892	21
33	<b>13 J. FACCO</b>	ITA	2R Road Racing	Yamaha YZF-R3	<b>2'22.530</b>	2'31.591	<b>2'22.530</b>	10.029	1.819	128,234	13
34	<b>77 A. SIBAJA MORENO</b>	ESP	DEZA-Cordoba Patrimonio de la Humanidad	Honda CBR500R	<b>2'24.340</b>	2'32.961	<b>2'24.340</b>	11.839	1.810	126,626	20
----- Not Qualified -----											
NQ	<b>62 J. SCHULTZ</b>	RSA	DDM by BWG_Bike & Motor RT_Grimaldi	Kawasaki Ninja 300	<b>2'23.671</b>		<b>2'23.671</b>	11.170		127,216	9
NQ	<b>7 N. SETTIMO</b>	ITA	2R Road Racing	Yamaha YZF-R3	<b>2'24.545</b>	2'35.859	<b>2'24.545</b>	12.044	0.874	126,446	15
NQ	<b>11 N. CUPAIOLI</b>	ITA	3ENNE#Racing	Yamaha YZF-R3	<b>2'27.279</b>	2'36.462	<b>2'27.279</b>	14.778	2.734	124,099	10

31/03/2017

These data/results cannot be reproduced, stored and/or transmitted in whole or in part by any manner of electronic, mechanical, photocopying, recording, broadcasting or otherwise now known or herein after developed without the previous express consent by the copyright owner, except for reproduction in daily press and regular printed publications on sale to the public within 60 days of the event related to those data/results and always provided that copyright symbol appears together as follows below.

© DORNA WSBK ORGANIZATION Srl 2017

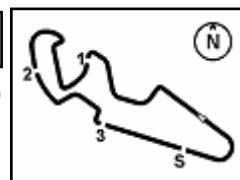
FIK R PERUGIA TIMING



Official Tyre Supplier



Official Timekeeper



## Spanish Round, 31 March 1-2 April 2017

### World Supersport 300 - Results Free Practice 2nd Session

MotorLand Aragon 5.077 m  
1 / 2

No.	Rider	Nat	Team	Bike	Time	Gap	Rel.	Laps	Speed	
									Avg	Max
1	75 S. DEROUE	NED	MTM HS Kawasaki	Kawasaki Ninja 300	2'24.228			10	126,724	183,4
2	25 B. SÁNCHEZ	ESP	Halcourier Racing	Yamaha YZF-R3	2'24.318	0.090	0.090	10	126,645	182,4
3	22 M. KALININ	UKR	Team MOTOXRACING	Yamaha YZF-R3	2'25.645	1.417	1.327	9	125,491	181,8
4	6 R. SCHOTMAN	NED	GRT Yamaha WorldSSP300 Team	Yamaha YZF-R3	2'25.718	1.490	0.073	11	125,429	185,6
5	14 E. DE LA VEGA	FRA	GRT Yamaha WorldSSP300 Team	Yamaha YZF-R3	2'25.886	1.658	0.168	11	125,284	184,9
6	84 M. CARBONERA	ITA	SK Racing	Yamaha YZF-R3	2'25.918	1.690	0.032	9	125,257	181,2
7	121 K. PATOVA	FIN	Kallio Racing	Yamaha YZF-R3	2'26.355	2.127	0.437	11	124,883	181,5
8	15 A. COPPOLA	ITA	SK Racing	Yamaha YZF-R3	2'26.925	2.697	0.570	9	124,398	180,6
9	80 A. PONTONE	ITA	IODARacing	Yamaha YZF-R3	2'27.046	2.818	0.121	10	124,296	174,8
10	9 R. DOORAKKERS	NED	MVR Racing	Yamaha YZF-R3	2'27.206	2.978	0.160	11	124,161	176,5
11	33 D. VALLE	ESP	Halcourier Racing	Yamaha YZF-R3	2'27.268	3.040	0.062	7	124,108	171,2
12	130 R. FERREIRA	BRA	Kallio Racing	Yamaha YZF-R3	2'27.570	3.342	0.302	11	123,854	179,4
13	41 M. GARCIA	ESP	Halcourier Racing	Yamaha YZF-R3	2'29.408	5.180	1.838	5	122,331	178,2
14	95 G. DE GRUTTOLA	ITA	SK Racing	Yamaha YZF-R3	2'29.601	5.373	0.193	7	122,173	180,3
15	12 A. RUSMIPUTRO	INA	Pertamina Almeria Racing Team	Yamaha YZF-R3	2'30.224	5.996	0.623	9	121,666	179,1
16	17 G. NODERER	GER	Scudera Maranga Racing	Honda CBR500R	2'30.686	6.458	0.462	9	121,293	177,3
17	13 J. FACCO	ITA	2R Road Racing	Yamaha YZF-R3	2'31.591	7.363	0.905	6	120,569	173,4
18	52 T. BEZUIDENHOUT	RSA	Team Toth	Yamaha YZF-R3	2'31.958	7.730	0.367	5	120,278	169,5
19	79 C. TAYLOR	GBR	MTM HS Kawasaki	Kawasaki Ninja 300	2'32.063	7.835	0.105	9	120,195	183,4
20	88 M. PEREZ	ESP	WILSport Racedays	Honda CBR500R	2'32.347	8.119	0.284	5	119,971	178,2
21	87 A. LICCIARDI	BEL	Team Trasimeno	Yamaha YZF-R3	2'32.373	8.145	0.026	9	119,950	178,8
22	35 A. TRIGLIA	ITA	Scudera Maranga Racing	Honda CBR500R	2'32.623	8.395	0.250	11	119,754	177,9
23	77 A. SIBAJA MORENO	ESP	DEZA-Cordoba Patrimonio de la Humanidad	Honda CBR500R	2'32.961	8.733	0.338	9	119,489	176,8
24	18 A. MURLEY	GBR	Team Toth	Yamaha YZF-R3	2'34.244	10.016	1.283	7	118,495	176,2
25	21 A. BIDDLE	NZL	Sourz Foods - Benjan Racing	Kawasaki Ninja 300	2'34.452	10.224	0.208	8	118,336	177,3
26	26 L. HOPKINS	GBR	Hopkins Racing	Kawasaki Ninja 300	2'37.978	13.750	3.526	10	115,695	176,8
27	54 H. CABUK	TUR	Kawasaki Puccetti Racing	Kawasaki Ninja 300				1		160,5
28	2 A. CARRASCO	ESP	ETG Racing	Kawasaki Ninja 300				0		
29	23 M. BASTIANELLI	ITA	3570 Made in CIV	Kawasaki Ninja 300				0		
30	20 D. LOUREIRO	RSA	DS Junior Team	Kawasaki Ninja 300				0		
31	27 F. ROVELLI	ITA	ParkingGO DS Junior Team	Yamaha YZF-R3				0		
32	28 P. GIACOMINI	ITA	Terra e Moto	Yamaha YZF-R3				0		
33	19 E. ROVELLI	ITA	ParkingGO DS Junior Team	Yamaha YZF-R3				0		
34	99 P. GRASSIA	ITA	3570 Made in CIV	Kawasaki Ninja 300				0		
----- Not Qualified -----										
NQ	7 N. SETTIMO	ITA	2R Road Racing	Yamaha YZF-R3	2'35.859	11.631		6	117,268	174,5
NQ	11 N. CUPAIOLI	ITA	3ENNE#Racing	Yamaha YZF-R3	2'36.462	12.234	0.603	4	116,816	180,3
NQ	62 J. SCHULTZ	RSA	DDM by BWG_Bike & Motor RT_Grimaldi	Kawasaki Ninja 300				0		

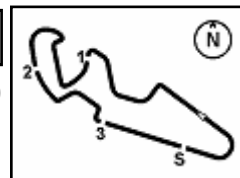
Qualifying Lap Time (107% of 2'24.228): 2'34.325

AIR	Humidity:	69%	Temp:	17°C
TRACK	Condition:	Wet	Temp:	22°C

31/03/2017 Start 17:00 End 17:32 The results are provisional until the end of the time limit for protests and appeals and the completion of the technical checks.

These data/results cannot be reproduced, stored and/or transmitted in whole or in part by any manner of electronic, mechanical, photocopying, recording, broadcasting or otherwise now known or herein after developed without the previous express consent by the copyright owner, except for reproduction in daily press and regular printed publications on sale to the public within 60 days of the event related to those data/results and always provided that copyright symbol appears together as follows below.

© DORNA WSBK ORGANIZATION Srl 2017



## Spanish Round, 31 March 1-2 April 2017

### World Supersport 300 - Results Free Practice 2nd Session

#### Session Highlights

Local Time	No. Rider	Description
17.00.00		Start
17.05.20	62 J. SCHULTZ	Technical Problem - Turn 3
17.15.03	33 D. VALLE	Check Transponder
17.18.41	11 N. CUPAIOLI	Crashed - Turn 7
17.32.54		End Of Session

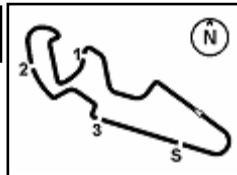
#### Fastest Laps Sequence

No.	Rider	Nat	Team	Bike	Local Time	Time	Gap	Avg
88	M. PEREZ	ESP	WILSport Racedays	Honda CBR500R	17:05'32.295	<b>2'40.742</b>		113,705
130	R. FERREIRA	BRA	Kallio Racing	Yamaha YZF-R3	17:05'41.762	<b>2'37.018</b>	-3.724	116,402
41	M. GARCIA	ESP	Halcourier Racing	Yamaha YZF-R3	17:05'41.912	<b>2'36.004</b>	-1.014	117,159
130	R. FERREIRA	BRA	Kallio Racing	Yamaha YZF-R3	17:08'13.646	<b>2'31.884</b>	-4.120	120,337
33	D. VALLE	ESP	Halcourier Racing	Yamaha YZF-R3	17:08'14.153	<b>2'31.336</b>	-0.548	120,772
33	D. VALLE	ESP	Halcourier Racing	Yamaha YZF-R3	17:10'44.084	<b>2'29.931</b>	-1.405	121,904
41	M. GARCIA	ESP	Halcourier Racing	Yamaha YZF-R3	17:13'14.111	<b>2'29.408</b>	-0.523	122,331
75	S. DEROUE	NED	MTM HS Kawasaki	Kawasaki Ninja 300	17:16'11.113	<b>2'29.166</b>	-0.242	122,529
130	R. FERREIRA	BRA	Kallio Racing	Yamaha YZF-R3	17:18'12.876	<b>2'27.570</b>	-1.596	123,854
33	D. VALLE	ESP	Halcourier Racing	Yamaha YZF-R3	17:18'12.876	<b>2'27.268</b>	-0.302	124,108
75	S. DEROUE	NED	MTM HS Kawasaki	Kawasaki Ninja 300	17:23'34.713	<b>2'26.351</b>	-0.917	124,886
14	E. DE LA VEGA	FRA	GRT Yamaha WorldSSP300 Team	Yamaha YZF-R3	17:27'17.362	<b>2'26.081</b>	-0.270	125,117
75	S. DEROUE	NED	MTM HS Kawasaki	Kawasaki Ninja 300	17:28'30.593	<b>2'24.485</b>	-1.596	126,499
25	B. SÁNCHEZ	ESP	Halcourier Racing	Yamaha YZF-R3	17:28'31.361	<b>2'24.318</b>	-0.167	126,645
75	S. DEROUE	NED	MTM HS Kawasaki	Kawasaki Ninja 300	17:30'54.821	<b>2'24.228</b>	-0.090	126,724

31/03/2017      Start      End      The results are provisional until the end of the time limit for protests and appeals and the completion of the technical checks.  
 17:00      17:32

These data/results cannot be reproduced, stored and/or transmitted in whole or in part by any manner of electronic, mechanical, photocopying, recording, broadcasting or otherwise now known or herein after developed without the previous express consent by the copyright owner, except for reproduction in daily press and regular printed publications on sale to the public within 60 days of the event related to those data/results and always provided that copyright symbol appears together as follows below.

© DORNA WSBK ORGANIZATION Srl 2017



## Spanish Round, 31 March 1-2 April 2017

### World Supersport 300 - Best Sector & Speed Free Practice 2nd Session

MotorLand Aragon 5.077 m

#### BEST LAP

1	75 S. DEROUE	Kawasaki Ninja 300	2'24.228
2	25 B. SANCHEZ	Yamaha YZF-R3	2'24.318
3	22 M. KALININ	Yamaha YZF-R3	2'25.645
4	6 R. SCHOTMAN	Yamaha YZF-R3	2'25.718
5	14 E. DE LA VEGA	Yamaha YZF-R3	2'25.886
6	84 M. CARBONERA	Yamaha YZF-R3	2'25.918
7	121 K. PATOVA	Yamaha YZF-R3	2'26.355
8	15 A. COPPOLA	Yamaha YZF-R3	2'26.925
9	80 A. PONTONE	Yamaha YZF-R3	2'27.046
10	9 R. DOORAKKERS	Yamaha YZF-R3	2'27.206
11	33 D. VALLE	Yamaha YZF-R3	2'27.268
12	130 R. FERREIRA	Yamaha YZF-R3	2'27.570
13	41 M. GARCIA	Yamaha YZF-R3	2'29.408
14	95 G. DE GRUTTOLA	Yamaha YZF-R3	2'29.601
15	12 A. RUSMIPUTRO	Yamaha YZF-R3	2'30.224
16	17 G. NODERER	Honda CBR500R	2'30.686
17	13 J. FACCO	Yamaha YZF-R3	2'31.591
18	52 T. BEZUIDENHOUT	Yamaha YZF-R3	2'31.958
19	79 C. TAYLOR	Kawasaki Ninja 300	2'32.063
20	88 M. PEREZ	Honda CBR500R	2'32.347
21	87 A. LICCIARDI	Yamaha YZF-R3	2'32.373
22	35 A. TRIGLIA	Honda CBR500R	2'32.623
23	77 A. SIBAJA MORENO	Honda CBR500R	2'32.961
24	18 A. MURLEY	Yamaha YZF-R3	2'34.244
25	21 A. BIDDLE	Kawasaki Ninja 300	2'34.452
26	26 L. HOPKINS	Kawasaki Ninja 300	2'37.978
27	28 P. GIACOMINI	Yamaha YZF-R3	
28	20 D. LOUREIRO	Kawasaki Ninja 300	
29	19 E. ROVELLI	Yamaha YZF-R3	
30	2 A. CARRASCO	Kawasaki Ninja 300	
31	54 H. CABUK	Kawasaki Ninja 300	
32	23 M. BASTIANELLI	Kawasaki Ninja 300	
33	99 P. GRASSIA	Kawasaki Ninja 300	
34	27 F. ROVELLI	Yamaha YZF-R3	
35	7 N. SETTIMO	Yamaha YZF-R3	2'35.859
36	11 N. CUPAIOLI	Yamaha YZF-R3	2'36.462
37	62 J. SCHULTZ	Kawasaki Ninja 300	

#### SPEED

1	6 R. SCHOTMAN	Yamaha YZF-R3	185.6
2	14 E. DE LA VEGA	Yamaha YZF-R3	184.9
3	79 C. TAYLOR	Kawasaki Ninja 300	183.4
4	75 S. DEROUE	Kawasaki Ninja 300	183.4
5	25 B. SANCHEZ	Yamaha YZF-R3	182.4
6	22 M. KALININ	Yamaha YZF-R3	181.8
7	121 K. PATOVA	Yamaha YZF-R3	181.5
8	84 M. CARBONERA	Yamaha YZF-R3	181.2
9	15 A. COPPOLA	Yamaha YZF-R3	180.6
10	11 N. CUPAIOLI	Yamaha YZF-R3	180.3
11	95 G. DE GRUTTOLA	Yamaha YZF-R3	180.3
12	130 R. FERREIRA	Yamaha YZF-R3	179.4
13	12 A. RUSMIPUTRO	Yamaha YZF-R3	179.1
14	87 A. LICCIARDI	Yamaha YZF-R3	178.8
15	88 M. PEREZ	Honda CBR500R	178.2
16	41 M. GARCIA	Yamaha YZF-R3	178.2
17	35 A. TRIGLIA	Honda CBR500R	177.9
18	17 G. NODERER	Honda CBR500R	177.3
19	21 A. BIDDLE	Kawasaki Ninja 300	177.3
20	26 L. HOPKINS	Kawasaki Ninja 300	176.8
21	77 A. SIBAJA MORENO	Honda CBR500R	176.8
22	9 R. DOORAKKERS	Yamaha YZF-R3	176.5
23	18 A. MURLEY	Yamaha YZF-R3	176.2
24	80 A. PONTONE	Yamaha YZF-R3	174.8
25	7 N. SETTIMO	Yamaha YZF-R3	174.5
26	13 J. FACCO	Yamaha YZF-R3	173.4
27	33 D. VALLE	Yamaha YZF-R3	171.2
28	52 T. BEZUIDENHOUT	Yamaha YZF-R3	169.5
29	54 H. CABUK	Kawasaki Ninja 300	160.5

#### SEG. 1

1	75 S. DEROUE	40.282
2	25 B. SANCHEZ	40.679
3	14 E. DE LA VEGA	40.905
4	121 K. PATOVA	41.035
5	6 R. SCHOTMAN	41.300
6	22 M. KALININ	41.307
7	80 A. PONTONE	41.371
8	130 R. FERREIRA	41.419
9	15 A. COPPOLA	41.460
10	9 R. DOORAKKER	41.602
11	84 M. CARBONERA	41.660
12	33 D. VALLE	42.425
13	79 C. TAYLOR	42.486
14	12 A. RUSMIPUTRO	42.590
15	17 G. NODERER	42.634
16	41 M. GARCIA	42.657
17	52 T. BEZUIDENHO	42.666
18	13 J. FACCO	42.802
19	95 G. DE GRUTTOL	43.328
20	35 A. TRIGLIA	43.343
21	87 A. LICCIARDI	43.376
22	77 A. SIBAJA MORE	43.518
23	88 M. PEREZ	43.585
24	21 A. BIDDLE	43.843
25	11 N. CUPAIOLI	43.849
26	18 A. MURLEY	43.967
27	7 N. SETTIMO	44.621
28	26 L. HOPKINS	44.655
29	54 H. CABUK	50.641

#### SEG. 2

1	75 S. DEROUE	39.950
2	84 M. CARBONERA	40.159
3	25 B. SANCHEZ	40.207
4	14 E. DE LA VEGA	40.269
5	22 M. KALININ	40.301
6	6 R. SCHOTMAN	40.363
7	121 K. PATOVA	40.560
8	15 A. COPPOLA	40.646
9	80 A. PONTONE	40.679
10	130 R. FERREIRA	40.687
11	9 R. DOORAKKER	40.888
12	33 D. VALLE	41.208
13	52 T. BEZUIDENHO	41.385
14	41 M. GARCIA	41.553
15	17 G. NODERER	41.615
16	12 A. RUSMIPUTRO	41.621
17	13 J. FACCO	41.878
18	95 G. DE GRUTTOL	41.880
19	87 A. LICCIARDI	41.938
20	79 C. TAYLOR	41.943
21	88 M. PEREZ	42.163
22	77 A. SIBAJA MORE	42.351
23	35 A. TRIGLIA	42.446
24	18 A. MURLEY	42.844
25	7 N. SETTIMO	42.892
26	21 A. BIDDLE	42.910
27	11 N. CUPAIOLI	43.161
28	26 L. HOPKINS	43.920
29	54 H. CABUK	49.037
30	62 J. SCHULTZ	50.449

#### SEG. 3

1	25 B. SANCHEZ	26.352
2	22 M. KALININ	26.434
3	84 M. CARBONERA	26.569
4	14 E. DE LA VEGA	26.641
5	75 S. DEROUE	26.650
6	6 R. SCHOTMAN	26.660
7	95 G. DE GRUTTOL	26.664
8	121 K. PATOVA	26.693
9	80 A. PONTONE	26.693
10	15 A. COPPOLA	26.789
11	9 R. DOORAKKER	26.938
12	130 R. FERREIRA	26.968
13	13 J. FACCO	27.598
14	41 M. GARCIA	27.624
15	12 A. RUSMIPUTRO	27.680
16	35 A. TRIGLIA	27.715
17	52 T. BEZUIDENHO	27.719
18	17 G. NODERER	27.753
19	33 D. VALLE	27.757
20	79 C. TAYLOR	27.939
21	87 A. LICCIARDI	28.066
22	88 M. PEREZ	28.168
23	77 A. SIBAJA MORE	28.209
24	7 N. SETTIMO	28.277
25	21 A. BIDDLE	28.558
26	18 A. MURLEY	28.732
27	26 L. HOPKINS	28.816
28	11 N. CUPAIOLI	29.598
29	54 H. CABUK	32.398
30	62 J. SCHULTZ	35.113

#### SEG. 4

1	6 R. SCHOTMAN	16.535
2	121 K. PATOVA	16.650
3	14 E. DE LA VEGA	16.697
4	95 G. DE GRUTTOL	16.730
5	25 B. SANCHEZ	16.751
6	22 M. KALININ	16.816
7	84 M. CARBONERA	16.841
8	75 S. DEROUE	16.855
9	21 A. BIDDLE	16.892
10	9 R. DOORAKKER	16.938
11	15 A. COPPOLA	16.962
12	11 N. CUPAIOLI	17.006
13	79 C. TAYLOR	17.024
14	130 R. FERREIRA	17.026
15	12 A. RUSMIPUTRO	17.067
16	41 M. GARCIA	17.089
17	26 L. HOPKINS	17.105
18	87 A. LICCIARDI	17.164
19	88 M. PEREZ	17.236
20	77 A. SIBAJA MORE	17.274
21	35 A. TRIGLIA	17.299
22	18 A. MURLEY	17.303
23	33 D. VALLE	17.348
24	17 G. NODERER	17.356
25	13 J. FACCO	17.409
26	52 T. BEZUIDENHO	17.435
27	80 A. PONTONE	17.435
28	7 N. SETTIMO	17.456
29	54 H. CABUK	18.625
30	62 J. SCHULTZ	19.798

#### SEG. 5

1	75 S. DEROUE	20.035
2	14 E. DE LA VEGA	20.120
3	25 B. SANCHEZ	20.178
4	121 K. PATOVA	20.289
5	84 M. CARBONERA	20.381
6	41 M. GARCIA	20.403
7	6 R. SCHOTMAN	20.610
8	9 R. DOORAKKER	20.669
9	130 R. FERREIRA	20.709
10	15 A. COPPOLA	20.768
11	22 M. KALININ	20.787
12	80 A. PONTONE	20.868
13	33 D. VALLE	20.966
14	95 G. DE GRUTTOL	20.999
15	12 A. RUSMIPUTRO	21.025
16	35 A. TRIGLIA	21.116
17	17 G. NODERER	21.147
18	88 M. PEREZ	21.195
19	52 T. BEZUIDENHO	21.301
20	18 A. MURLEY	21.398
21	77 A. SIBAJA MORE	21.412
22	13 J. FACCO	21.507
23	79 C. TAYLOR	21.536
24	21 A. BIDDLE	21.539
25	11 N. CUPAIOLI	21.543
26	87 A. LICCIARDI	21.631
27	26 L. HOPKINS	22.041
28	7 N. SETTIMO	22.142
29	54 H. CABUK	24.967
30	62 J. SCHULTZ	25.275

31/03/2017

These data/results cannot be reproduced, stored and/or transmitted in whole or in part by any manner of electronic, mechanical, photocopying, recording, broadcasting or otherwise now known or herein after developed without the previous express consent by the copyright owner, except for reproduction in daily press and regular printed publications on sale to the public within 60 days of the event related to those data/results and always provided that copyright symbol appears together as follows below.

© DORNA WSBK ORGANIZATION Srl 2017

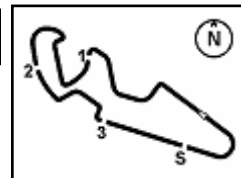
FICR PERUGIA TIMING



Official Tyre Supplier



Official Timekeeper



MotorLand Aragon 5.077 m

## Spanish Round, 31 March 1-2 April 2017

### World Supersport 300 - Ideal Times Free Practice 2nd Session

No.	Rider	Nat	Bike	Seg. 1	Seg. 2	Seg. 3	Seg. 4	Seg. 5	Ideal Time		
				Diff. 1	Diff. 2	Diff. 3	Diff. 4	Diff. 5	Best Lap	Pos.	Diff.
1	75 S. DEROUE	NED	Kawasaki Ninja 300	<b>40.282</b>	<b>39.950</b>	26.650 0.320	16.855 0.071	<b>20.035</b> 0.065	<b>2'23.772</b> 2'24.228	10	0.456
2	25 B. SÁNCHEZ	ESP	Yamaha YZF-R3	40.679	40.207	<b>26.352</b>	16.751 0.151	20.178	<b>2'24.167</b> 2'24.318	11	0.151
3	14 E. DE LA VEGA	FRA	Yamaha YZF-R3	40.905	40.269 0.060	26.641 0.343	16.697 0.483	20.120 0.368	<b>2'24.632</b> 2'25.886	14	1.254
4	121 K. PATOVA	FIN	Yamaha YZF-R3	41.035	40.560 0.185	26.693	16.650 0.466	20.289 0.477	<b>2'25.227</b> 2'26.355	16	1.128
5	6 R. SCHOTMAN	NED	Yamaha YZF-R3	41.300	40.363	26.660 0.250	<b>16.535</b>	20.610	<b>2'25.468</b> 2'25.718	13	0.250
6	84 M. CARBONERA	ITA	Yamaha YZF-R3	41.660	40.159	26.569 0.308	16.841	20.381	<b>2'25.610</b> 2'25.918	15	0.308
7	22 M. KALININ	UKR	Yamaha YZF-R3	41.307	40.301	26.434	16.816	20.787	<b>2'25.645</b> 2'25.645	12	
8	15 A. COPPOLA	ITA	Yamaha YZF-R3	41.460	40.646	26.789	16.962 0.055	20.768 0.245	<b>2'26.625</b> 2'26.925	17	0.300
9	130 R. FERREIRA	BRA	Yamaha YZF-R3	41.419 0.249	40.687 0.048	26.968 0.013	17.026 0.301	20.709 0.150	<b>2'26.809</b> 2'27.570	21	0.761
10	9 R. DOORAKKERS	NED	Yamaha YZF-R3	41.602	40.888	26.938 0.116	16.938 0.019	20.669 0.036	<b>2'27.035</b> 2'27.206	19	0.171
11	80 A. PONTONE	ITA	Yamaha YZF-R3	41.371	40.679	26.693	17.435	20.868	<b>2'27.046</b> 2'27.046	18	
12	41 M. GARCIA	ESP	Yamaha YZF-R3	42.657 0.082	41.553	27.624	17.089	20.403	<b>2'29.326</b> 2'29.408	22	0.082
13	95 G. DE GRUTTOLA	ITA	Yamaha YZF-R3	43.328	41.880	26.664	16.730	20.999	<b>2'29.601</b> 2'29.601	23	
14	12 A. RUSMIPUTRO	INA	Yamaha YZF-R3	42.590	41.621 0.176	27.680	17.067 0.065	21.025	<b>2'29.983</b> 2'30.224	24	0.241
15	17 G. NODERER	GER	Honda CBR500R	42.634	41.615	27.753 0.042	17.356 0.124	21.147 0.015	<b>2'30.505</b> 2'30.686	25	0.181
16	52 T. BEZUIDENHOUT	RSA	Yamaha YZF-R3	42.666 0.202	41.385 0.499	27.719 0.297	17.435 0.454	21.301	<b>2'30.506</b> 2'31.958	27	1.452
17	79 C. TAYLOR	GBR	Kawasaki Ninja 300	42.486 0.374	41.943	27.939 0.479	17.024 0.282	21.536	<b>2'30.928</b> 2'32.063	28	1.135
18	13 J. FACCO	ITA	Yamaha YZF-R3	42.802	41.878	27.598 0.329	17.409 0.068	21.507	<b>2'31.194</b> 2'31.591	26	0.397
19	35 A. TRIGLIA	ITA	Honda CBR500R	43.343	42.446	27.715 0.108	17.299 0.225	21.116 0.371	<b>2'31.919</b> 2'32.623	31	0.704
20	87 A. LICCIARDI	BEL	Yamaha YZF-R3	43.376	41.938	28.066 0.198	17.164	21.631	<b>2'32.175</b> 2'32.373	30	0.198
21	88 M. PEREZ	ESP	Honda CBR500R	43.585	42.163	28.168	17.236	21.195	<b>2'32.347</b> 2'32.347	29	
22	77 A. SIBAJA MORENO	ESP	Honda CBR500R	43.518	42.351	28.209 0.197	17.274	21.412	<b>2'32.764</b> 2'32.961	32	0.197
23	21 A. BIDDLE	NZL	Kawasaki Ninja 300	43.843	42.910 0.051	28.558 0.659	16.892	21.539	<b>2'33.742</b> 2'34.452	34	0.710
24	18 A. MURLEY	GBR	Yamaha YZF-R3	43.967	42.844	28.732	17.303	21.398	<b>2'34.244</b> 2'34.244	33	
25	11 N. CUPAIOLI	ITA	Yamaha YZF-R3	43.849 0.854	43.161 0.451	29.598	17.006	21.543	<b>2'35.157</b> 2'36.462	36	1.305
26	7 N. SETTIMO	ITA	Yamaha YZF-R3	44.621	42.892	28.277 0.080	17.596 0.251	22.142	<b>2'35.528</b> 2'35.859	35	0.331
27	26 L. HOPKINS	GBR	Kawasaki Ninja 300	44.655	43.920 0.542	28.816 0.679	17.105 0.088	22.041 0.132	<b>2'36.537</b> 2'37.978	37	1.441
<b>Overall Ideal Time</b>				40.282	39.950	26.352	16.535	20.035	<b>2'23.154</b>		

31/03/2017

These data/results cannot be reproduced, stored and/or transmitted in whole or in part by any manner of electronic, mechanical, photocopying, recording, broadcasting or otherwise now known or herein after developed without the previous express consent by the copyright owner, except for reproduction in daily press and regular printed publications on sale to the public within 60 days of the event related to those data/results and always provided that copyright symbol appears together as follows below.

© DORNA WSBK ORGANIZATION Srl 2017

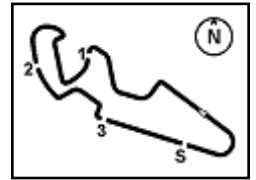
**PIRELLI PERUGIA TIMING**


Official Tyre Supplier



Official Timekeeper





## Spanish Round, 31 March 1-2 April 2017

### World Supersport 300 - Chronological Analysis Free Practice 2nd Session

1° 75 S. DEROUE (2'24.228)								
Lap	Seg. 1	Seg. 2	Seg. 3	Seg. 4	Seg. 5	Lap Time	km/h	Local Time
1	44.850	46.663	32.089	18.281	22.915		174.2	17:03'24.644
2	44.335	44.113	29.869	17.838	21.640	2'38.310	177.3	17:06'02.954
3	3'10.627	42.399	28.242	17.459	20.978	4'59.705 P	176.2	17:13'41.947
4	41.954	41.583	27.690	17.205	20.734	2'29.166	181.2	17:16'11.113
5	41.403	41.224	27.292	17.041	20.466	2'27.426	180.0	17:18'38.539
6	41.462	41.360	28.250	17.818	20.933	2'29.823	165.6	17:21'08.362
7	41.092	41.049	27.038	16.855	20.317	2'26.351	183.4	17:23'34.713
8	43.233	42.291	28.228	17.248	20.395	2'31.395	180.9	17:26'06.108
9	40.672	40.202	26.650	16.926	20.035	2'24.485	181.8	17:28'30.593
10	40.282	39.950	26.970	16.926	20.100	2'24.228	182.7	17:30'54.821

2° 25 B. SÁNCHEZ (2'24.318)								
Lap	Seg. 1	Seg. 2	Seg. 3	Seg. 4	Seg. 5	Lap Time	km/h	Local Time
1	45.045	46.409	31.343	17.730	23.462		170.9	17:03'09.962
2	43.361	42.887	28.770	17.743	21.795	2'34.556	167.7	17:08'23.012
3	42.592	41.821	27.909	17.662	21.469	2'31.453	169.3	17:10'54.465
4	41.828	41.879	28.112	17.770	21.937	2'37.526 P	167.4	17:13'31.991
5	3'12.135	45.594	30.410	17.593	21.624	5'07.356 P	170.3	17:18'39.347
6	41.597	41.320	27.628	17.069	20.819	2'28.433	175.6	17:21'07.780
7	41.341	41.699	27.292	16.751	20.245	2'27.328	182.4	17:23'35.103
8	42.395	41.480	27.702	19.383	20.975	2'31.935	160.2	17:26'07.043
9	40.679	40.207	26.352	16.902	20.178	2'24.318	177.6	17:28'31.361
10	43.835	44.359	28.986	17.538	27.725	2'42.443 P	169.0	17:31'13.804

3° 22 M. KALININ (2'25.645)								
Lap	Seg. 1	Seg. 2	Seg. 3	Seg. 4	Seg. 5	Lap Time	km/h	Local Time
1	46.589	44.894	30.323	17.756	22.982	2'42.544	170.6	17:10'03.061
2	45.353	43.679	29.970	17.653	22.301	2'38.956	171.2	17:12'42.017
3	43.930	42.439	28.424	17.288	21.495	2'33.576	173.4	17:15'15.593
4	42.805	42.126	28.071	17.086	21.468	2'31.556	176.5	17:17'47.149
5	42.815	41.409	28.789	17.227	29.686	2'39.926 P	175.6	17:20'27.075
6	2'19.185	42.653	27.375	16.974	20.906	4'07.093 P	181.8	17:24'34.168
7	42.829	41.138	27.084	16.963	21.310	2'29.324	177.6	17:27'03.492
8	42.182	40.626	26.923	16.844	20.915	2'27.490	178.2	17:29'30.982
9	41.307	40.301	26.434	16.816	20.787	2'25.645	178.2	17:31'56.627

4° 6 R. SCHOTMAN (2'25.718)								
Lap	Seg. 1	Seg. 2	Seg. 3	Seg. 4	Seg. 5	Lap Time	km/h	Local Time
1	44.995	46.924	31.250	17.988	23.855		170.6	17:03'20.094
2	43.369	44.653	30.400	17.396	22.653	2'40.097	178.2	17:06'00.191
3	43.075	42.326	28.561	17.324	21.794	2'33.374	175.0	17:08'33.565
4	43.075	41.870	28.476	17.438	21.826	2'32.685	173.6	17:11'06.250
5	42.823	41.399	28.061	17.247	28.349	2'37.879 P	174.2	17:13'44.129
6	1'49.788	42.437	28.721	17.339	21.341	3'39.626 P	174.5	17:17'23.755
7	41.917	41.200	28.090	17.040	21.437	2'29.684	175.3	17:19'53.439
8	42.264	41.715	27.791	16.911	21.281	2'29.962	178.5	17:22'23.401
9	41.458	41.343	27.109	16.769	20.931	2'27.610	179.1	17:24'51.011
10	41.984	40.714	26.660	16.828	20.628	2'26.814	181.2	17:27'17.825
11	41.300	40.363	26.910	16.535	20.610	2'25.718	185.6	17:29'43.543
12	41.339	40.658	26.804	16.915	20.636	2'26.352	177.3	17:32'09.895

5° 14 E. DE LA VEGA (2'25.886)								
Lap	Seg. 1	Seg. 2	Seg. 3	Seg. 4	Seg. 5	Lap Time	km/h	Local Time
1	44.360	46.361	31.097	17.917	23.374		171.4	17:03'19.694
2	42.816	44.148	29.412	18.195	22.105	2'38.220	169.8	17:05'57.914
3	42.010	41.847	29.129	17.720	21.778	2'33.290	171.2	17:08'31.204
4	42.010	41.845	28.225	17.215	21.809	2'31.104	178.5	17:11'02.308
5	42.193	41.719	28.420	17.197	21.229	2'30.758	178.5	17:13'33.066
6	42.321	43.597	28.136	17.273	27.066	2'38.393 P	179.4	17:16'11.459
7	1'57.112	41.567	27.453	17.354	20.934	3'44.420 P	174.2	17:19'55.879
8	41.750	41.257	27.419	16.784	20.720	2'27.930	182.7	17:22'23.809
9	41.339	41.279	27.073	16.944	20.837	2'27.472	180.3	17:24'51.281
10	41.876	40.643	26.745	16.697	20.120	2'26.081	184.9	17:27'17.362
11	40.905	40.329	26.984	17.180	20.488	2'25.886	177.3	17:29'43.248
12	43.114	40.269	26.641	16.921	20.301	2'27.246	178.2	17:32'10.494

6° 84 M. CARBONERA (2'25.918)								
Lap	Seg. 1	Seg. 2	Seg. 3	Seg. 4	Seg. 5	Lap Time	km/h	Local Time
1	46.691	50.740	31.975	18.297	22.793		177.3	17:06'04.301
2	45.652	44.772	30.056	17.666	22.937	2'42.122	177.3	17:08'46.423
3	45.652	43.133	29.041	17.853	22.027	2'37.706	172.5	17:11'24.129

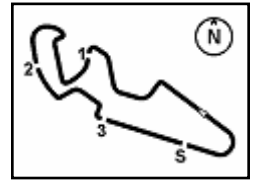
3	44.865	42.234	28.904	18.360	33.615	2'47.978 P	162.9	17:14'12.107
4	3'32.526	42.517	28.192	17.372	21.530	5'22.137 P	175.3	17:19'34.244
5	43.176	42.281	27.490	17.044	21.362	2'31.353	180.3	17:22'05.597
6	42.591	40.890	26.672	16.940	21.164	2'28.257	181.2	17:24'33.854
7	55.409	43.408	26.569	17.208	20.679	2'43.273	177.0	17:27'17.127
8	41.660	40.159	26.877	16.841	20.381	2'25.918	178.8	17:29'43.045
9	54.936	42.338	26.819	17.177	29.039	2'50.309 P	175.9	17:32'33.354

7° 121 K. PATOVA (2'26.355)								
Lap	Seg. 1	Seg. 2	Seg. 3	Seg. 4	Seg. 5	Lap Time	km/h	Local Time
1	45.939	47.088	30.993	17.917	23.611		168.8	17:03'09.660
2	45.930	44.103	30.154	17.747	22.681	2'40.624	169.8	17:05'50.284
3	43.352	43.033	28.182	17.339	21.881	2'33.787	173.4	17:11'02.193
4	42.950	41.809	28.149	16.960	21.515	2'31.383	180.9	17:13'33.576
5	42.478	42.171	28.542	17.407	21.864	2'32.462	175.6	17:16'06.038
6	42.957	42.051	27.935	17.173	21.734	2'31.850	173.1	17:18'37.888
7	42.330	40.966	27.599	16.945	21.294	2'29.134	175.6	17:21'07.022
8	41.728	41.470	27.570	16.650	20.289	2'27.707	181.5	17:23'34.729
9	41.305	40.897	26.758	17.020	20.931	2'26.911	175.6	17:26'01.640
10	41.035	40.745	26.693	17.116	20.766	2'26.355	174.8	17:28'27.995
11	41.373	40.560	27.291	17.035	20.665	2'26.924	175.0	17:30'54.919

8° 15 A. COPPOLA (2'26.925)								
Lap	Seg. 1	Seg. 2	Seg. 3	Seg. 4	Seg. 5	Lap Time	km/h	Local Time
1	47.307	54.313	34.013	18.448	24.250		172.0	17:06'00.031
2	44.797	44.134	29.878	17.742	21.956	2'38.507	173.6	17:11'21.538
3	43.573	42.507	28.940	17.795	28.225	2'41.040 P	169.3	17:14'02.578
4	2'57.820	45.127	29.790	17.343	21.907	4'51.987 P	176.2	17:18'54.565
5	43.970	43.119	28.965	17.165	21.563	2'34.782	178.2	17:21'29.347
6	43.384	42.168	27.806	17.030	21.169	2'31.557	180.6	17:24'00.904
7	42.378	41.087	27.157	16.962	20.768	2'28.352	179.4	17:26'29.256
8	42.493	40.767	27.059	17.123	20.925	2'28.367	177.0	17:28'57.623
9	41.460	40.646	26.789	17.017	21.013	2'26.925	177.0	17:31'24.548

9° 80 A. PONTONE (2'27.046)								
Lap	Seg. 1	Seg. 2	Seg. 3	Seg. 4	Seg. 5	Lap Time	km/h	Local Time
1	46.343	48.935	32.728	19.185	23.372		164.9	17:04'15.795
2	43.885	44.335	29.206	18.279	22.034	2'40.197	168.2	17:06'55.992
3	43.654	42.372	28.093	18.359	21.606	2'34.084	166.9	17:12'05.195
4	55.763	42.816	28.229	18.100	30.467	2'55.375 P	167.7	17:15'00.570
5	2'32.001	45.423	28.902	17.705	21.540	4'25.571 P	172.2	17:19'26.141
6	43.186	42.083	27.983	17.466	21.198	2'31.916	174.2	17:21'58.057
7	42.481	41.865	27.598	17.450	21.415	2'30.809	174.8	17:24'28.866
8	42.158	41.277	27.141	17.508	21.294	2'29.378	172.8	17:26'58.244
9	41.785	40.996	27.201	17.531	20.941	2'28.454	172.0	17:29'26.698
10	41.371	40.679	26.693	17.435	20.868	2'27.046	173.1	17:31'53.744

10° 9 R. DOORAKKERS (2'27.206)								
Lap	Seg. 1	Seg. 2	Seg. 3	Seg. 4	Seg. 5	Lap Time	km/h	Local Time
1	44.379	46.340	30.813	18.059	22.197		162.9	17:04'07.279
2	43.199	42.563	28.564	17.706	21.396	2'36.307	168.5	17:06'43.586
3	43.218	41.970	28.401	17.643	21.256	2'32.488	168.0	17:11'49.014
4	42.588							



## Spanish Round, 31 March 1-2 April 2017

### World Supersport 300 - Chronological Analysis Free Practice 2nd Session

12° 130 R. FERREIRA (2'27.570)								
Lap	Seg. 1	Seg. 2	Seg. 3	Seg. 4	Seg. 5	Lap Time	km/h	Local Time
1	44.089	46.172	31.323	18.429	22.821	2'37.018	167.2	17:03'04.744
2	43.021	42.042	28.095	17.121	21.605	2'31.884	179.4	17:08'13.646
3	42.360	41.975	27.914	17.273	21.001	2'30.523	169.8	17:10'44.169
4	42.946	42.155	28.289	17.026	21.067	2'31.483	178.5	17:13'15.652
5	41.822	41.261	27.779	17.725	21.067	2'29.654	168.0	17:15'45.306
6	41.668	40.735	26.981	17.327	20.859	2'27.570	175.6	17:18'12.876
7	41.419	40.687	28.378	18.283	21.157	2'29.924	173.6	17:20'42.800
8	41.544	40.973	27.292	17.244	20.926	2'27.979	175.6	17:23'10.779
9	41.916	41.353	27.085	17.431	21.053	2'28.838	172.0	17:25'39.617
10	41.575	40.939	26.968	17.449	20.709	2'27.640	171.7	17:28'07.257
11	42.406	41.332	27.438	17.978	21.089	2'30.243	168.5	17:30'37.500

13° 41 M. GARCIA (2'29.408)								
Lap	Seg. 1	Seg. 2	Seg. 3	Seg. 4	Seg. 5	Lap Time	km/h	Local Time
1	43.860	45.808	31.216	17.647	21.757	2'36.004	173.9	17:05'41.912
2	42.657	41.687	28.149	17.520	22.031	2'32.044	169.3	17:08'13.956
3	42.991	41.557	28.006	17.171	21.022	2'30.747	176.8	17:10'44.703
4	42.739	41.553	27.624	17.089	20.403	2'29.408	178.2	17:13'14.111
5	53.457	41.898	28.251	17.769	28.332	2'49.707 P	171.7	17:16'03.818

14° 95 G. DE GRUTTOLA (2'29.601)								
Lap	Seg. 1	Seg. 2	Seg. 3	Seg. 4	Seg. 5	Lap Time	km/h	Local Time
1	2'27.922	49.197	32.642	18.462	23.638	4'31.861 P	170.1	17:10'39.309
2	47.623	44.241	28.946	17.458	22.210	2'40.478	174.8	17:13'19.787
3	44.233	43.746	30.828	17.481	29.318	2'45.606 P	176.8	17:16'05.393
4	1'43.717	44.569	29.550	17.433	22.001	3'37.270 P	175.0	17:19'42.663
5	46.639	48.318	28.296	16.915	28.398	2'48.566 P	180.3	17:22'31.229
6	4'58.644	48.651	30.982	17.179	21.442	6'56.898 P	177.9	17:29'28.127
7	43.328	41.880	26.664	16.730	20.999	2'29.601	180.0	17:31'57.728

15° 12 A. RUSMIPUTRO (2'30.224)								
Lap	Seg. 1	Seg. 2	Seg. 3	Seg. 4	Seg. 5	Lap Time	km/h	Local Time
1	45.051	47.691	31.099	18.334	23.484	2'39.557	170.6	17:07'14.313
2	44.227	43.309	28.901	17.765	22.102	2'36.304	172.2	17:12'30.174
3	43.995	42.845	28.654	17.529	21.917	2'34.940	173.6	17:15'05.114
4	43.402	42.481	28.774	17.234	21.505	2'33.396	175.3	17:17'38.510
5	42.775	42.851	28.597	17.369	21.674	2'33.266	175.9	17:20'11.776
6	43.019	41.999	28.186	17.067	21.180	2'31.451	179.1	17:22'43.227
7	42.590	41.797	27.680	17.132	21.025	2'30.224	178.5	17:25'13.451
8	42.801	41.621	27.889	17.212	21.403	2'30.926	176.8	17:27'44.377
9	43.179	41.668	27.748	17.175	21.221	2'30.991	177.0	17:30'15.368

16° 17 G. NODERER (2'30.686)								
Lap	Seg. 1	Seg. 2	Seg. 3	Seg. 4	Seg. 5	Lap Time	km/h	Local Time
1	46.084	48.513	32.218	18.183	23.564	2'42.550	172.2	17:06'00.428
2	44.119	43.095	28.864	17.832	22.047	2'35.957	171.4	17:08'36.385
3	43.375	42.706	28.570	17.752	21.569	2'33.972	171.7	17:11'10.357
4	43.466	42.217	28.123	17.649	21.289	2'32.744	173.1	17:13'43.101
5	43.223	42.098	27.926	17.794	21.342	2'32.383	173.1	17:16'15.484
6	42.634	41.615	27.795	17.480	21.162	2'30.686	173.4	17:18'46.170
7	42.786	41.829	27.753	17.356	21.147	2'30.871	175.0	17:21'17.041
8	43.077	42.302	27.876	17.411	21.149	2'31.815	177.3	17:23'48.856
9	46.009	43.875	29.532	17.673	27.938	2'45.027 P	174.2	17:26'33.883

17° 13 J. FACCO (2'31.591)								
Lap	Seg. 1	Seg. 2	Seg. 3	Seg. 4	Seg. 5	Lap Time	km/h	Local Time
1	48.460	51.658	33.360	18.625	25.931	2'47.341	172.0	17:19'29.807
2	44.908	43.013	28.965	17.630	22.990	2'37.506	172.2	17:22'06.593
3	44.055	43.093	28.428	17.511	22.399	2'35.486	173.4	17:24'42.079
4	43.326	42.020	27.840	17.583	21.568	2'32.337	171.7	17:27'14.416
5	43.113	43.498	27.598	17.409	21.711	2'33.329	173.4	17:29'47.745
6	42.802	41.878	27.927	17.477	21.507	2'31.591	172.8	17:32'19.336

18° 52 T. BEZUIDENHOUT (2'31.958)								
Lap	Seg. 1	Seg. 2	Seg. 3	Seg. 4	Seg. 5	Lap Time	km/h	Local Time
1	48.599	50.366	34.465	19.176	26.009	2'48.467	161.0	17:03'32.221
2	45.472	44.561	30.538	18.198	22.688	2'41.457	162.2	17:09'02.145

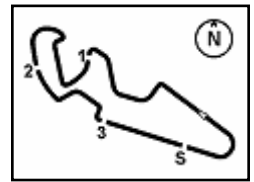
19° 79 C. TAYLOR (2'32.063)								
Lap	Seg. 1	Seg. 2	Seg. 3	Seg. 4	Seg. 5	Lap Time	km/h	Local Time
1	44.769	45.341	30.714	18.042	22.634	2'38.568	173.1	17:03'16.141
2	42.979	42.329	29.274	17.229	21.746	2'33.557	181.5	17:08'28.266
3	42.894	42.314	28.621	17.357	21.778	2'32.964	176.2	17:11'01.230
4	42.860	41.943	28.418	17.306	21.536	2'32.063	177.6	17:13'33.293
5	42.486	42.072	28.673	17.555	25.606	2'36.392 P	177.9	17:16'09.685
6	4'09.498	44.297	29.393	17.024	22.045	6'02.257 P	183.4	17:22'11.942
7	44.302	44.556	29.601	17.354	22.661	2'38.474	180.6	17:24'50.416
8	44.257	43.907	27.939	17.346	22.202	2'35.651	181.2	17:27'26.067
9	43.409	44.126	28.632	17.590	22.249	2'36.006	178.5	17:30'02.073

20° 88 M. PEREZ (2'32.347)								
Lap	Seg. 1	Seg. 2	Seg. 3	Seg. 4	Seg. 5	Lap Time	km/h	Local Time
1	46.518	48.075	31.735	18.403	23.848	2'40.742	170.1	17:02'51.553
2	44.469	43.036	28.951	17.882	22.002	2'36.340	171.4	17:08'08.635
3	43.983	42.421	28.564	17.778	21.855	2'34.601	172.2	17:10'43.236
4	43.585	42.163	28.168	17.336	21.195	2'32.347	178.2	17:13'15.583
5	55.041	46.201	34.675	19.220	31.090	3'06.227 P	150.4	17:16'21.810

21° 87 A. LICCIARDI (2'32.373)								
Lap	Seg. 1	Seg. 2	Seg. 3	Seg. 4	Seg. 5	Lap Time	km/h	Local Time
1	47.546	45.275	30.547	17.758	23.086	2'44.212	174.5	17:08'33.146
2	45.766	44.408	29.560	17.587	22.691	2'40.012	173.1	17:11'13.158
3	45.984	44.110	29.776	17.771	22.646	2'40.287	170.3	17:13'53.445
4	45.875	43.973	29.521	17.679	30.415	2'47.463 P	173.6	17:16'40.908
5	2'02.791	48.335	31.101	18.265	22.510	4'03.002 P	167.4	17:20'43.910
6	44.609	43.604	28.968	17.176	22.182	2'36.539	178.8	17:23'20.449
7	44.488	43.247	28.698	17.380	22.131	2'35.944	175.9	17:25'56.393
8	44.290	42.657	28.066	17.241	21.797	2'34.051	176.8	17:28'30.444
9	43.376	41.938	28.264	17.164	21.631	2'32.373	175.6	17:31'02.817

22° 35 A. TRIGLIA (2'32.623)								
Lap	Seg. 1	Seg. 2	Seg. 3	Seg. 4	Seg. 5	Lap Time	km/h	Local Time
1	47.403	46.138	30.810	18.401	23.413	2'46.165	167.2	17:03'26.196
2	46.949	45.061	30.368	18.129	22.758	2'43.265	168.2	17:08'55.626
3	45.805	44.131	29.706	18.108	22.359	2'40.109	168.8	17:11'35.735
4	44.464	43.097	28.930	17.546	22.431	2'36.468	175.3	17:14'12.203
5	44.615	43.439	28.714	17.788	21.910	2'36.466	171.4	17:16'48.669
6	44.525	43.450	29.214	17.623	21.615	2'36.427	172.2	17:19'25.096
7	44.168	42.766	28.369	17.299	21.397	2'33.999	177.9	17:21'59.095
8	43.833	43.078	28.715	17.579	21.636	2'34.841	175.3	17:24'33.936
9	43.735	42.561	27.715	17.484	21.387	2'32.882	174.8	17:27'06.818
10	43.343	42.446	27.823	17.524	21.487	2'32.623	173.1	17:29'39.441
11	43.679	42.540	27.991	17.340	21.116	2'32.666	177.6	17:32'12.107

23° 77 A. SIBAJA MORENO (2'32.961)								
Lap	Seg. 1	Seg. 2	Seg. 3	Seg. 4	Seg. 5	Lap Time	km/h	Local Time
1	46.315	44.556	30.592	18.252	22.908	2'42.623	167.4	17:08'14.124
2	44.837	44.081	29.583	18.043	22.347	2'38.891	168.8	17:10'53.015
3	44.222	43.214	29.209	17.919	22.334	2'36.898	169.3	17:13'29.913
4	44.826	44.220	30.554	17.868	29.655	2'47.123 P	172.5	17:16'17.036
5	2'22.417	45.639	30.436	17.752	22.620	4'18.864 P	171.4	17:20'35.900
6	44.933	44.129	29.104	17.452	22.010	2'37.628	176.2	17:23'13.528
7	44.873	43.264	28.660	17.490	21.844	2'36.131	173.6	17:25'49.659
8	44.695	42.484	28.209	17.431	21.582	2'34.401	173.1	17:28'24.060
9	43.518	42.351	28.406	17.274	21.412	2'32.961	176.8	17:30'57.021



## Spanish Round, 31 March 1-2 April 2017

### World Supersport 300 - Chronological Analysis Free Practice 2nd Session

25° 21 A. BIDDLE (2'34.452)								
Lap	Seg. 1	Seg. 2	Seg. 3	Seg. 4	Seg. 5	Lap Time	km/h	Local Time
1	45.970	48.832	31.020	18.081	23.189	2'48.404 P	169.8	17:04'12.737
2	3'52.703	44.752	29.903	17.747	30.387	5'48.304 P	172.5	17:07'01.141
3	44.698	43.474	29.361	17.457	22.455	2'37.445	174.2	17:15'26.890
4	44.228	43.075	29.359	17.425	22.128	2'36.215	175.3	17:18'03.105
5	44.583	45.211	31.479	18.029	28.797	2'48.099 P	172.2	17:20'51.204
6	3'04.706	43.560	29.177	17.215	21.691	4'56.349 P	175.6	17:25'47.553
7	44.315	<b>42.910</b>	<b>28.558</b>	17.113	21.627	2'34.523	<b>177.3</b>	17:28'22.076
8	<b>43.843</b>	42.961	29.217	<b>16.892</b>	<b>21.539</b>	<b>2'34.452</b>	177.0	17:30'56.528

26° 7 N. SETTIMO (2'35.859)								
Lap	Seg. 1	Seg. 2	Seg. 3	Seg. 4	Seg. 5	Lap Time	km/h	Local Time
1	46.467	47.384	31.100	18.217	24.392	2'39.627	171.2	17:17'39.875
2	45.002	43.683	28.974	<b>17.596</b>	22.526	2'37.781	172.0	17:20'17.656
3	45.085	43.089	28.927	17.653	22.498	2'37.252	<b>174.5</b>	17:22'54.908
4	44.696	42.967	<b>28.277</b>	17.642	22.677	2'36.259	173.4	17:25'31.167
5	<b>44.621</b>	<b>42.892</b>	28.357	17.847	<b>22.142</b>	<b>2'35.859</b>	170.3	17:28'07.026
6	46.914	44.236	29.238	18.842	23.526	2'42.756	168.2	17:30'49.782

27° 11 N. CUPAIOLI (2'36.462)								
Lap	Seg. 1	Seg. 2	Seg. 3	Seg. 4	Seg. 5	Lap Time	km/h	Local Time
1	47.066	48.646	33.364	18.070	23.097	2'44.523	164.6	17:06'45.246
2	45.616	<b>43.161</b>	29.697	17.759	22.563	2'38.796	170.3	17:12'08.565
3	45.305	43.503	30.289	17.607	22.443	2'39.147	169.5	17:14'47.712
4	44.703	43.612	<b>29.598</b>	<b>17.006</b>	<b>21.543</b>	<b>2'36.462</b>	<b>180.3</b>	17:17'24.174

28° 26 L. HOPKINS (2'37.978)								
Lap	Seg. 1	Seg. 2	Seg. 3	Seg. 4	Seg. 5	Lap Time	km/h	Local Time
1	47.784	49.370	33.014	18.180	24.543	2'48.809	168.8	17:03'13.097
2	46.861	48.387	31.607	17.527	23.504	2'48.809	175.9	17:06'01.906
3	46.980	45.511	31.298	17.583	23.075	2'44.328	173.1	17:08'46.234
4	46.980	45.539	31.244	17.663	23.564	2'44.990	172.2	17:11'31.224
4	45.631	44.999	30.056	17.446	22.628	2'40.760	173.6	17:14'11.984
5	45.765	45.007	30.199	17.120	<b>22.041</b>	2'40.132	171.7	17:16'52.116
6	45.017	<b>43.920</b>	29.628	17.244	22.656	2'38.465	176.2	17:19'30.581
7	45.100	44.242	29.487	17.933	30.497	2'47.259 P	173.6	17:22'17.840
8	2'15.060	45.571	29.515	17.176	22.339	4'09.661 P	<b>176.8</b>	17:26'27.501
9	45.663	44.339	<b>28.816</b>	<b>17.105</b>	22.214	2'38.137	176.2	17:29'05.638
10	<b>44.655</b>	44.462	29.495	17.193	22.173	<b>2'37.978</b>	175.3	17:31'43.616

29° 54 H. CABUK								
Lap	Seg. 1	Seg. 2	Seg. 3	Seg. 4	Seg. 5	Lap Time	km/h	Local Time
1	50.641	51.168	34.809	19.521	24.967	3'03.715 P	165.6	17:12'58.243
		49.037	32.398	18.625	33.014		<b>160.5</b>	17:16'01.958

30° 62 J. SCHULTZ								
Lap	Seg. 1	Seg. 2	Seg. 3	Seg. 4	Seg. 5	Lap Time	km/h	Local Time
	50.449	35.113	19.798	25.275			159.3	17:04'22.018

31/03/2017 P = Pits In/Out - C = Lap-Time Cancelled

These data/results cannot be reproduced, stored and/or transmitted in whole or in part by any manner of electronic, mechanical, photocopying, recording, broadcasting or otherwise now known or herein after developed without the previous express consent by the copyright owner, except for reproduction in daily press and regular printed publications on sale to the public within 60 days of the event related to those data/results and always provided that copyright symbol appears together as follows below.

© DORNA WSBK ORGANIZATION Srl 2017





MotorLand Aragon 5.077 m

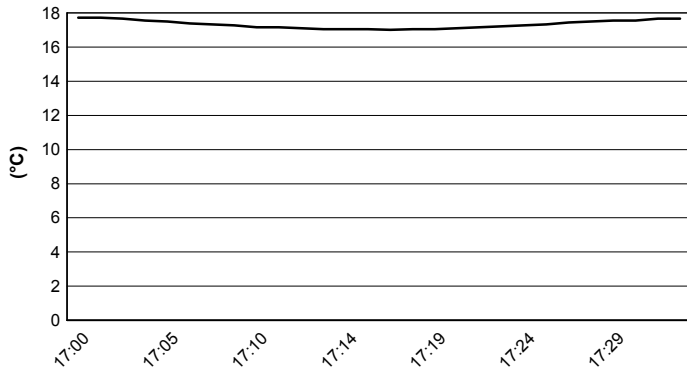
**Spanish Round, 31 March 1-2 April 2017**

**World Supersport 300 - Weather Report Free Practice 2nd Session**

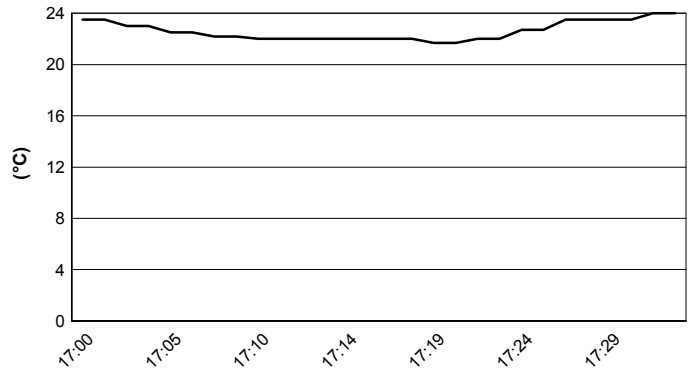
Session started 17:00

Session ended 17:32

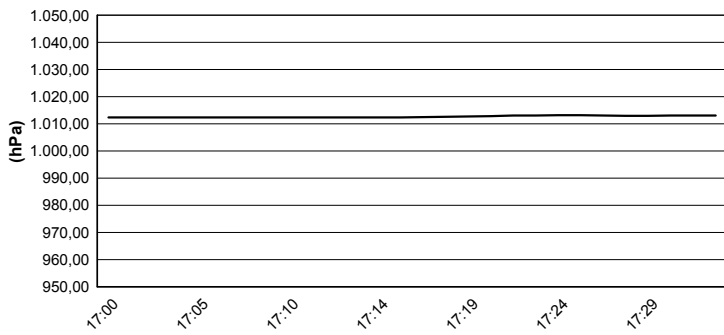
**Air Temperature**



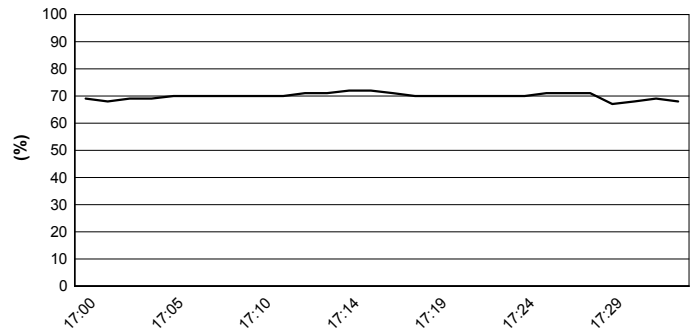
**Track Temperature**



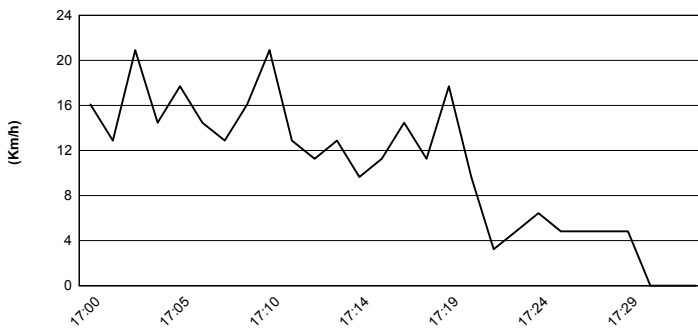
**Air Pressure**



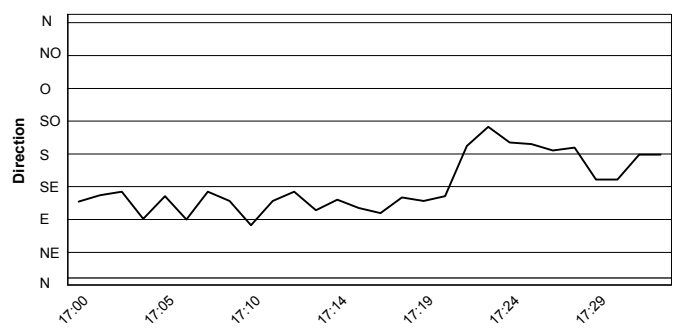
**Humidity**



**Wind Speed**

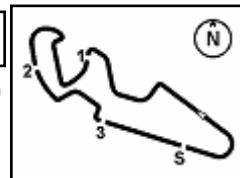


**Wind Direction**



31/03/2017

These data/results cannot be reproduced, stored and/or transmitted in whole or in part by any manner of electronic, mechanical, photocopying, recording, broadcasting or otherwise now known or herein after developed without the previous express consent by the copyright owner, except for reproduction in daily press and regular printed publications on sale to the public within 60 days of the event related to those data/results and always provided that copyright symbol appears together as follows below.  
© DORNA WSBK ORGANIZATION Srl 2017


**Spanish Round, 31 March 1-2 April 2017**
**World Supersport 300 - Superpoles Entry List**

## Superpole 1

FPs Pos	No. Rider	Nat	Team	Bike	Time
11	<b>75 S. DEROUE</b>	NED	MTM HS Kawasaki	Kawasaki Ninja 300	<b>2'14.247</b>
12	<b>22 M. KALININ</b>	UKR	Team MOTOXRACING	Yamaha YZF-R3	<b>2'14.380</b>
13	<b>15 A. COPPOLA</b>	ITA	SK Racing	Yamaha YZF-R3	<b>2'14.433</b>
14	<b>28 P. GIACOMINI</b>	ITA	Terra e Moto	Yamaha YZF-R3	<b>2'14.513</b>
15	<b>2 A. CARRASCO</b>	ESP	ETG Racing	Kawasaki Ninja 300	<b>2'14.553</b>
16	<b>9 R. DOORAKKERS</b>	NED	MVR Racing	Yamaha YZF-R3	<b>2'14.586</b>
17	<b>79 C. TAYLOR</b>	GBR	MTM HS Kawasaki	Kawasaki Ninja 300	<b>2'14.775</b>
18	<b>12 A. RUSMIPUTRO</b>	INA	Pertamina Almeria Racing Team	Yamaha YZF-R3	<b>2'14.780</b>
19	<b>20 D. LOUREIRO</b>	RSA	DS Junior Team	Kawasaki Ninja 300	<b>2'15.103</b>
20	<b>23 M. BASTIANELLI</b>	ITA	3570 Made in CIV	Kawasaki Ninja 300	<b>2'15.112</b>
21	<b>87 A. LICCIARDI</b>	BEL	Team Trasimeno	Yamaha YZF-R3	<b>2'15.196</b>
22	<b>14 E. DE LA VEGA</b>	FRA	GRT Yamaha WorldSSP300 Team	Yamaha YZF-R3	<b>2'16.023</b>
23	<b>35 A. TRIGLIA</b>	ITA	Scudera Maranga Racing	Honda CBR500R	<b>2'16.128</b>
24	<b>21 A. BIDDLE</b>	NZL	Sourz Foods - Benjan Racing	Kawasaki Ninja 300	<b>2'16.234</b>
25	<b>121 K. PATOVA</b>	FIN	Kallio Racing	Yamaha YZF-R3	<b>2'16.416</b>
26	<b>52 T. BEZUIDENHOUT</b>	RSA	Team Toth	Yamaha YZF-R3	<b>2'16.694</b>
27	<b>130 R. FERREIRA</b>	BRA	Kallio Racing	Yamaha YZF-R3	<b>2'17.038</b>
28	<b>27 F. ROVELLI</b>	ITA	ParkingGO DS Junior Team	Yamaha YZF-R3	<b>2'17.435</b>
29	<b>84 M. CARBONERA</b>	ITA	SK Racing	Yamaha YZF-R3	<b>2'17.609</b>
30	<b>18 A. MURLEY</b>	GBR	Team Toth	Yamaha YZF-R3	<b>2'19.159</b>
31	<b>19 E. ROVELLI</b>	ITA	ParkingGO DS Junior Team	Yamaha YZF-R3	<b>2'19.772</b>
32	<b>26 L. HOPKINS</b>	GBR	Hopkins Racing	Kawasaki Ninja 300	<b>2'20.711</b>
33	<b>13 J. FACCO</b>	ITA	2R Road Racing	Yamaha YZF-R3	<b>2'22.530</b>
34	<b>77 A. SIBAJA MORENO</b>	ESP	DEZA-Cordoba Patrimonio de la Humanidad	Honda CBR500R	<b>2'24.340</b>

## Superpole 2

FPs Pos	No. Rider	Nat	Team	Bike	Time
1	<b>99 P. GRASSIA</b>	ITA	3570 Made in CIV	Kawasaki Ninja 300	<b>2'12.501</b>
2	<b>25 B. SÁNCHEZ</b>	ESP	Halcourier Racing	Yamaha YZF-R3	<b>2'12.524</b>
3	<b>41 M. GARCIA</b>	ESP	Halcourier Racing	Yamaha YZF-R3	<b>2'13.437</b>
4	<b>6 R. SCHOTMAN</b>	NED	GRT Yamaha WorldSSP300 Team	Yamaha YZF-R3	<b>2'13.757</b>
5	<b>95 G. DE GRUTTOLA</b>	ITA	SK Racing	Yamaha YZF-R3	<b>2'13.762</b>
6	<b>33 D. VALLE</b>	ESP	Halcourier Racing	Yamaha YZF-R3	<b>2'13.855</b>
7	<b>54 H. CABUK</b>	TUR	Kawasaki Puccetti Racing	Kawasaki Ninja 300	<b>2'13.898</b>
8	<b>88 M. PEREZ</b>	ESP	WILSport Racedays	Honda CBR500R	<b>2'14.017</b>
9	<b>17 G. NODERER</b>	GER	Scudera Maranga Racing	Honda CBR500R	<b>2'14.184</b>
10	<b>80 A. PONTONE</b>	ITA	IODARacing	Yamaha YZF-R3	<b>2'14.247</b>

 \*  
\*

\* These positions are assigned to the 1st and 2nd rider classified in Superpole 1

31/03/2017 1:

These data/results cannot be reproduced, stored and/or transmitted in whole or in part by any manner of electronic, mechanical, photocopying, recording, broadcasting or otherwise now known or herein after developed without the previous express consent by the copyright owner, except for reproduction in daily press and regular printed publications on sale to the public within 60 days of the event related to those data/results and always provided that copyright symbol appears together as follows below.

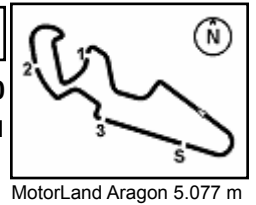
© DORNA WSBK ORGANIZATION Srl 2017

**FIAT PERUGIA TIMING**


Official Tyre Supplier



Official Timekeeper



## Spanish Round, 31 March 1-2 April 2017

### World Supersport 300 - Best Laps & Speeds

1 / 2

No.	Rider		Best Lap	FP1		FP2	
	Nat	Bike		laps	speed	laps	speed
1	99	<b>P. GRASSIA</b> ITA Kawasaki Ninja 300	2'12.501 11 185,2	2'12.501 11 185,2			
2	25	<b>B. SÁNCHEZ</b> ESP Yamaha YZF-R3	2'12.524 22 185,8	2'12.524 12 185,8	2'24.318 10 182,4		
3	41	<b>M. GARCIA</b> ESP Yamaha YZF-R3	2'13.437 16 178,2	2'13.437 11 175,9	2'29.408 5 178,2		
4	6	<b>R. SCHOTMAN</b> NED Yamaha YZF-R3	2'13.757 23 185,5	2'13.757 12 183,0	2'25.718 11 185,5		
5	95	<b>G. DE GRUTTOLA</b> ITA Yamaha YZF-R3	2'13.762 17 184,9	2'13.762 10 184,9	2'29.601 7 180,3		
6	33	<b>D. VALLE</b> ESP Yamaha YZF-R3	2'13.855 18 190,8	2'13.855 11 190,8	2'27.268 7 171,1		
7	54	<b>H. CABUK</b> TUR Kawasaki Ninja 300	2'13.898 8 192,5	2'13.898 8 192,5			
8	88	<b>M. PEREZ</b> ESP Honda CBR500R	2'14.017 15 187,8	2'14.017 10 187,8	2'32.347 5 178,2		
9	17	<b>G. NODERER</b> GER Honda CBR500R	2'14.184 21 186,8	2'14.184 12 186,8	2'30.686 9 177,3		
10	75	<b>S. DEROUE</b> NED Kawasaki Ninja 300	2'14.247 20 188,8	2'14.247 10 188,8	2'24.228 10 183,3		
11	80	<b>A. PONTONE</b> ITA Yamaha YZF-R3	2'14.247 21 185,8	2'14.247 11 185,8	2'27.046 10 174,7		
12	22	<b>M. KALININ</b> UKR Yamaha YZF-R3	2'14.380 21 188,1	2'14.380 12 188,1	2'25.645 9 181,8		
13	15	<b>A. COPPOLA</b> ITA Yamaha YZF-R3	2'14.433 16 184,3	2'14.433 7 184,3	2'26.925 9 180,6		
14	28	<b>P. GIACOMINI</b> ITA Yamaha YZF-R3	2'14.513 11 188,1	2'14.513 11 188,1			
15	2	<b>A. CARRASCO</b> ESP Kawasaki Ninja 300	2'14.553 12 186,2	2'14.553 12 186,2			
16	9	<b>R. DOORAKKERS</b> NED Yamaha YZF-R3	2'14.586 22 186,8	2'14.586 11 186,8	2'27.206 11 176,4		
17	79	<b>C. TAYLOR</b> GBR Kawasaki Ninja 300	2'14.775 20 184,6	2'14.775 11 184,6	2'32.063 9 183,3		
18	12	<b>A. RUSMIPUTRO</b> INA Yamaha YZF-R3	2'14.780 20 186,2	2'14.780 11 186,2	2'30.224 9 179,1		
19	20	<b>D. LOUREIRO</b> RSA Kawasaki Ninja 300	2'15.103 10 182,1	2'15.103 10 182,1			
20	23	<b>M. BASTIANELLI</b> ITA Kawasaki Ninja 300	2'15.112 9 182,4	2'15.112 9 182,4			

31/03/2017

These data/results cannot be reproduced, stored and/or transmitted in whole or in part by any manner of electronic, mechanical, photocopying, recording, broadcasting or otherwise now known or herein after developed without the previous express consent by the copyright owner, except for reproduction in daily press and regular printed publications on sale to the public within 60 days of the event related to those data/results and always provided that copyright symbol appears together as follows below.

© DORNA WSBK ORGANIZATION Srl 2017

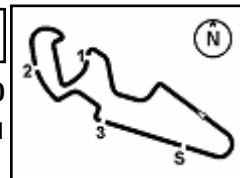
FICR PERUGIA TIMING



Official Tyre Supplier



Official Timekeeper



## Spanish Round, 31 March 1-2 April 2017

### World Supersport 300 - Best Laps & Speeds

No.	Rider		Best Lap	FP1		FP2	
	Nat	Bike		laps	speed	laps	speed
21	87	A. LICCIARDI	2'15.196	2'15.196	2'32.373		
	BEL	Yamaha YZF-R3	20 188,1	11 188,1	9 178,8		
22	14	E. DE LA VEGA	2'16.023	2'16.023	2'25.886		
	FRA	Yamaha YZF-R3	20 184,9	9 181,2	11 184,9		
23	35	A. TRIGLIA	2'16.128	2'16.128	2'32.623		
	ITA	Honda CBR500R	22 189,1	11 189,1	11 177,9		
24	21	A. BIDDLE	2'16.234	2'16.234	2'34.452		
	NZL	Kawasaki Ninja 300	20 181,2	12 181,2	8 177,3		
25	121	K. PATOVA	2'16.416	2'16.416	2'26.355		
	FIN	Yamaha YZF-R3	21 183,3	10 183,3	11 181,5		
26	52	T. BEZUIDENHOUT	2'16.694	2'16.694	2'31.958		
	RSA	Yamaha YZF-R3	13 179,7	8 179,7	5 169,5		
27	130	R. FERREIRA	2'17.038	2'17.038	2'27.570		
	BRA	Yamaha YZF-R3	23 182,1	12 182,1	11 179,4		
28	27	F. ROVELLI	2'17.435	2'17.435			
	ITA	Yamaha YZF-R3	9 177,3	9 177,3			
29	84	M. CARBONERA	2'17.609	2'17.609	2'25.918		
	ITA	Yamaha YZF-R3	18 181,2	9 180,6	9 181,2		
30	18	A. MURLEY	2'19.159	2'19.159	2'34.244		
	GBR	Yamaha YZF-R3	12 178,5	5 178,5	7 176,1		
31	19	E. ROVELLI	2'19.772	2'19.772			
	ITA	Yamaha YZF-R3	9 184,3	9 184,3			
32	26	L. HOPKINS	2'20.711	2'20.711	2'37.978		
	GBR	Kawasaki Ninja 300	21 183,0	11 183,0	10 176,7		
33	13	J. FACCO	2'22.530	2'22.530	2'31.591		
	ITA	Yamaha YZF-R3	13 177,0	7 177,0	6 173,3		
34	62	J. SCHULTZ	2'23.671	2'23.671			
	RSA	Kawasaki Ninja 300	9 178,8	9 178,8			
35	77	A. SIBAJA MORENO	2'24.340	2'24.340	2'32.961		
	ESP	Honda CBR500R	20 176,7	11 175,6	9 176,7		
36	7	N. SETTIMO	2'24.545	2'24.545	2'35.859		
	ITA	Yamaha YZF-R3	15 180,6	9 180,6	6 174,4		
37	11	N. CUPAIOLI	2'27.279	2'27.279	2'36.462		
	ITA	Yamaha YZF-R3	10 180,3	6 180,3	4 180,3		

31/03/2017

These data/results cannot be reproduced, stored and/or transmitted in whole or in part by any manner of electronic, mechanical, photocopying, recording, broadcasting or otherwise now known or herein after developed without the previous express consent by the copyright owner, except for reproduction in daily press and regular printed publications on sale to the public within 60 days of the event related to those data/results and always provided that copyright symbol appears together as follows below.

© DORNA WSBK ORGANIZATION Srl 2017

FICR PERUGIA TIMING



Official Tyre Supplier



Official Timekeeper