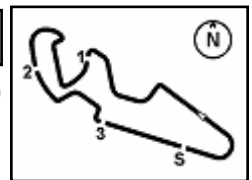




**4.1**  
WorldSSP300  
116/01



MotorLand Aragon 5.077 m  
1 / 2

## Spanish Round, 31 March 1-2 April 2017

### World Supersport 300 - Results Superpole 1

No.	Rider	Nat	Team	Bike	Time	Gap	Rel.	Laps	Speed			
									Avg	Max		
1*	22	M.	KALININ	UKR	Team MOTOXRACING	Yamaha YZF-R3			6	136,761	193,2	
2*	75	S.	DEROUE	NED	MTM HS Kawasaki	Kawasaki Ninja 300	0.797	0.797	6	135,951	197,4	
3	79	C.	TAYLOR	GBR	MTM HS Kawasaki	Kawasaki Ninja 300	0.879	0.082	6	135,868	197,1	
4	2	A.	CARRASCO	ESP	ETG Racing	Kawasaki Ninja 300	1.419	0.540	6	135,325	194,2	
5	87	A.	LICCIARDI	BEL	Team Trasimeno	Yamaha YZF-R3	1.445	0.026	6	135,298	194,9	
6	14	E.	DE LA VEGA	FRA	GRT Yamaha WorldSSP300 Team	Yamaha YZF-R3	1.458	0.013	6	135,285	190,8	
7	18	A.	MURLEY	GBR	Team Toth	Yamaha YZF-R3	1.708	0.250	6	135,036	195,7	
8	23	M.	BASTIANELLI	ITA	3570 Made in CIV	Kawasaki Ninja 300	1.744	0.036	6	135,000	194,9	
9	19	E.	ROVELLI	ITA	ParkinGO DS Junior Team	Yamaha YZF-R3	1.824	0.080	6	134,920	190,8	
10	20	D.	LOUREIRO	RSA	DS Junior Team	Kawasaki Ninja 300	1.828	0.004	5	134,916	192,9	
11	121	K.	PATOVA	FIN	Kallio Racing	Yamaha YZF-R3	1.897	0.069	6	134,847	191,8	
12	15	A.	COPPOLA	ITA	SK Racing	Yamaha YZF-R3	2.124	0.227	6	134,622	196,0	
13	28	P.	GIACOMINI	ITA	Terra e Moto	Yamaha YZF-R3	2.775	0.651	6	133,979	192,9	
14	9	R.	DOORAKKERS	NED	MVR Racing	Yamaha YZF-R3	3.224	0.449	5	133,540	188,8	
15	12	A.	RUSMIPUTRO	INA	Pertamina Almeria Racing Team	Yamaha YZF-R3	2*17.023	0.156	5	133,388	194,6	
16	84	M.	CARBONERA	ITA	SK Racing	Yamaha YZF-R3	2*17.732	4.089	0.709	6	132,701	189,1
17	27	F.	ROVELLI	ITA	ParkinGO DS Junior Team	Yamaha YZF-R3	2*17.789	4.146	0.057	6	132,646	193,5
18	21	A.	BIDDLE	NZL	Sourz Foods - Benjan Racing	Kawasaki Ninja 300	2*17.821	4.178	0.032	1	132,615	193,2
19	130	R.	FERREIRA	BRA	Kallio Racing	Yamaha YZF-R3	2*19.097	5.454	1.276	6	131,399	190,1
20	13	J.	FACCO	ITA	2R Road Racing	Yamaha YZF-R3	2*19.135	5.492	0.038	6	131,363	189,1
21	35	A.	TRIGLIA	ITA	Scuderia Maranga Racing	Honda CBR500R	2*19.344	5.701	0.209	6	131,166	189,5
22	26	L.	HOPKINS	GBR	Hopkins Racing	Kawasaki Ninja 300	2*19.479	5.836	0.135	5	131,039	189,5
23	77	A.	SIBAJA MORENO	ESP	DEZA-Cordoba Patrimonio de la Humanidad	Honda CBR500R	2*24.994	11.351	5.515	6	126,055	179,4
24	52	T.	BEZUIDENHOUT	RSA	Team Toth	Yamaha YZF-R3			0		186,2	

\* Qualified to Superpole 2

AIR	Humidity:	59%	Temp:	13°C
TRACK	Condition:	Dry	Temp:	22°C

Start 11:30 End 11:47 The results are provisional until the end of the time limit for protests and appeals and the completion of the technical checks.

These data/results cannot be reproduced, stored and/or transmitted in whole or in part by any manner of electronic, mechanical, photocopying, recording, broadcasting or otherwise now known or herein after developed without the previous express consent by the copyright owner, except for reproduction in daily press and regular printed publications on sale to the public within 60 days of the event related to those data/results and always provided that copyright symbol appears together as follows below.

© DORNA WSBK ORGANIZATION Srl 2017

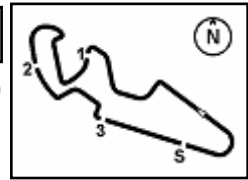
FICR PERUGIA TIMING



Official Tyre Supplier



Official Timekeeper



**Spanish Round, 31 March 1-2 April 2017**  
**World Supersport 300 - Results Superpole 1**

**Session Highlights**

Local Time	No. Rider	Description
11.30.00		Start
11.34.54	52 T. BEZUIDENHOUT	Crashed - Turn 16
11.37.28	21 A. BIDDLE	Crashed - Turn 16
11.44.57	14 E. DE LA VEGA	Lap Cancelled (2'16.348) - Exceeding Track Limits - Turn 5
11.46.10	9 R. DOORAKKERS	Crashed - Turn 14
11.47.35		End Of Session

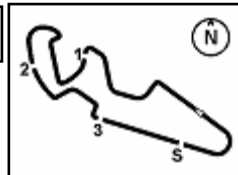
**Fastest Laps Sequence**

No.	Rider	Nat	Team	Bike	Local Time	Time	Gap	Avg
79	C. TAYLOR	GBR	MTM HS Kawasaki	Kawasaki Ninja 300	11:34'43.290	<b>2'17.672</b>		132,759
28	P. GIACOMINI	ITA	Terra e Moto	Yamaha YZF-R3	11:34'43.301	<b>2'16.512</b>	-1.160	133,887
20	D. LOUREIRO	RSA	DS Junior Team	Kawasaki Ninja 300	11:37'02.224	<b>2'15.471</b>	-1.041	134,916
23	M. BASTIANELLI	ITA	3570 Made in CIV	Kawasaki Ninja 300	11:37'32.373	<b>2'15.387</b>	-0.084	135,000
2	A. CARRASCO	ESP	ETG Racing	Kawasaki Ninja 300	11:39'21.143	<b>2'15.062</b>	-0.325	135,325
22	M. KALININ	UKR	Team MOTOXRACING	Yamaha YZF-R3	11:41'48.260	<b>2'13.990</b>	-1.072	136,407
22	M. KALININ	UKR	Team MOTOXRACING	Yamaha YZF-R3	11:44'01.957	<b>2'13.697</b>	-0.293	136,706
22	M. KALININ	UKR	Team MOTOXRACING	Yamaha YZF-R3	11:46'15.600	<b>2'13.643</b>	-0.054	136,761

Start 11:30 End 11:47 The results are provisional until the end of the time limit for protests and appeals and the completion of the technical checks.

These data/results cannot be reproduced, stored and/or transmitted in whole or in part by any manner of electronic, mechanical, photocopying, recording, broadcasting or otherwise now known or herein after developed without the previous express consent by the copyright owner, except for reproduction in daily press and regular printed publications on sale to the public within 60 days of the event related to those data/results and always provided that copyright symbol appears together as follows below.  
© DORNA WSBK ORGANIZATION Srl 2017





## Spanish Round, 31 March 1-2 April 2017

### World Supersport 300 - Best Sector & Speed Superpole 1

MotorLand Aragon 5.077 m

#### BEST LAP

1	22 M. KALININ	Yamaha YZF-R3	2'13.643
2	75 S. DEROUE	Kawasaki Ninja 300	2'14.440
3	79 C. TAYLOR	Kawasaki Ninja 300	2'14.522
4	2 A. CARRASCO	Kawasaki Ninja 300	2'15.062
5	87 A. LICCIARDI	Yamaha YZF-R3	2'15.088
6	14 E. DE LA VEGA	Yamaha YZF-R3	2'15.101
7	18 A. MURLEY	Yamaha YZF-R3	2'15.351
8	23 M. BASTIANELLI	Kawasaki Ninja 300	2'15.387
9	19 E. ROVELLI	Yamaha YZF-R3	2'15.467
10	20 D. LOUREIRO	Kawasaki Ninja 300	2'15.471
11	121 K. PATOVA	Yamaha YZF-R3	2'15.540
12	15 A. COPPOLA	Yamaha YZF-R3	2'15.767
13	28 P. GIACOMINI	Yamaha YZF-R3	2'16.418
14	9 R. DOORAKKERS	Yamaha YZF-R3	2'16.867
15	12 A. RUSMIPUTRO	Yamaha YZF-R3	2'17.023
16	84 M. CARBONERA	Yamaha YZF-R3	2'17.732
17	27 F. ROVELLI	Yamaha YZF-R3	2'17.789
18	21 A. BIDDLE	Kawasaki Ninja 300	2'17.821
19	130 R. FERREIRA	Yamaha YZF-R3	2'19.097
20	13 J. FACCO	Yamaha YZF-R3	2'19.135
21	35 A. TRIGLIA	Honda CBR500R	2'19.344
22	26 L. HOPKINS	Kawasaki Ninja 300	2'19.479
23	77 A. SIBAJA MORENO	Honda CBR500R	2'24.994
24	52 T. BEZUIDENHOUT	Yamaha YZF-R3	

#### SPEED

1	75 S. DEROUE	Kawasaki Ninja 300	197.4
2	79 C. TAYLOR	Kawasaki Ninja 300	197.1
3	15 A. COPPOLA	Yamaha YZF-R3	196.0
4	18 A. MURLEY	Yamaha YZF-R3	195.7
5	87 A. LICCIARDI	Yamaha YZF-R3	194.9
6	23 M. BASTIANELLI	Kawasaki Ninja 300	194.9
7	12 A. RUSMIPUTRO	Yamaha YZF-R3	194.6
8	2 A. CARRASCO	Kawasaki Ninja 300	194.2
9	27 F. ROVELLI	Yamaha YZF-R3	193.5
10	22 M. KALININ	Yamaha YZF-R3	193.2
11	21 A. BIDDLE	Kawasaki Ninja 300	193.2
12	28 P. GIACOMINI	Yamaha YZF-R3	192.9
13	20 D. LOUREIRO	Kawasaki Ninja 300	192.9
14	121 K. PATOVA	Yamaha YZF-R3	191.8
15	19 E. ROVELLI	Yamaha YZF-R3	190.8
16	14 E. DE LA VEGA	Yamaha YZF-R3	190.8
17	130 R. FERREIRA	Yamaha YZF-R3	190.1
18	35 A. TRIGLIA	Honda CBR500R	189.5
19	26 L. HOPKINS	Kawasaki Ninja 300	189.5
20	84 M. CARBONERA	Yamaha YZF-R3	189.1
21	13 J. FACCO	Yamaha YZF-R3	189.1
22	9 R. DOORAKKERS	Yamaha YZF-R3	188.8
23	52 T. BEZUIDENHOUT	Yamaha YZF-R3	186.2
24	77 A. SIBAJA MORENO	Honda CBR500R	179.4

SEG. 1		SEG. 2		SEG. 3		SEG. 4		SEG. 5						
1	75 S. DEROUE	37.949	1	22 M. KALININ	36.947	1	22 M. KALININ	23.744	1	79 C. TAYLOR	15.429	1	22 M. KALININ	18.698
2	22 M. KALININ	38.193	2	2 A. CARRASCO	36.949	2	15 A. COPPOLA	24.111	2	121 K. PATOVA	15.450	2	23 M. BASTIANELLI	18.771
3	18 A. MURLEY	38.288	3	87 A. LICCIARDI	37.082	3	23 M. BASTIANELLI	24.128	3	22 M. KALININ	15.545	3	15 A. COPPOLA	18.891
4	2 A. CARRASCO	38.359	4	75 S. DEROUE	37.105	4	20 D. LOUREIRO	24.142	4	18 A. MURLEY	15.580	4	19 E. ROVELLI	18.896
5	79 C. TAYLOR	38.447	5	28 P. GIACOMINI	37.176	5	14 E. DE LA VEGA	24.184	5	75 S. DEROUE	15.607	5	28 P. GIACOMINI	18.919
6	14 E. DE LA VEGA	38.655	6	14 E. DE LA VEGA	37.188	6	28 P. GIACOMINI	24.254	6	87 A. LICCIARDI	15.624	6	20 D. LOUREIRO	18.948
7	12 A. RUSMIPUTRO	38.743	7	79 C. TAYLOR	37.302	7	19 E. ROVELLI	24.318	7	27 F. ROVELLI	15.754	7	18 A. MURLEY	18.952
8	87 A. LICCIARDI	38.789	8	23 M. BASTIANELLI	37.306	8	9 R. DOORAKKER	24.326	8	15 A. COPPOLA	15.755	8	79 C. TAYLOR	18.964
9	19 E. ROVELLI	38.821	9	19 E. ROVELLI	37.374	9	18 A. MURLEY	24.334	9	12 A. RUSMIPUTRO	15.760	9	75 S. DEROUE	18.990
10	15 A. COPPOLA	38.835	10	121 K. PATOVA	37.425	10	75 S. DEROUE	24.348	10	2 A. CARRASCO	15.761	10	2 A. CARRASCO	19.035
11	121 K. PATOVA	38.869	11	15 A. COPPOLA	37.493	11	2 A. CARRASCO	24.362	11	19 E. ROVELLI	15.789	11	87 A. LICCIARDI	19.088
12	20 D. LOUREIRO	38.892	12	20 D. LOUREIRO	37.510	12	79 C. TAYLOR	24.380	12	28 P. GIACOMINI	15.834	12	12 A. RUSMIPUTRO	19.194
13	28 P. GIACOMINI	38.906	13	18 A. MURLEY	37.529	13	121 K. PATOVA	24.413	13	26 L. HOPKINS	15.837	13	14 E. DE LA VEGA	19.195
14	23 M. BASTIANELLI	38.912	14	21 A. BIDDLE	37.534	14	84 M. CARBONERA	24.463	14	23 M. BASTIANELLI	15.850	14	84 M. CARBONERA	19.255
15	27 F. ROVELLI	39.058	15	9 R. DOORAKKER	37.678	15	87 A. LICCIARDI	24.473	15	20 D. LOUREIRO	15.875	15	121 K. PATOVA	19.303
16	9 R. DOORAKKER	39.073	16	27 F. ROVELLI	37.836	16	12 A. RUSMIPUTRO	24.519	16	14 E. DE LA VEGA	15.879	16	27 F. ROVELLI	19.351
17	84 M. CARBONERA	39.338	17	52 T. BEZUIDENHO	37.921	17	52 T. BEZUIDENHO	24.696	17	21 A. BIDDLE	15.952	17	9 R. DOORAKKER	19.376
18	21 A. BIDDLE	39.364	18	12 A. RUSMIPUTRO	38.081	18	27 F. ROVELLI	24.708	18	9 R. DOORAKKER	15.966	18	21 A. BIDDLE	19.401
19	130 R. FERREIRA	39.676	19	84 M. CARBONERA	38.092	19	26 L. HOPKINS	24.722	19	130 R. FERREIRA	16.018	19	130 R. FERREIRA	19.501
20	13 J. FACCO	39.684	20	130 R. FERREIRA	38.218	20	13 J. FACCO	24.813	20	84 M. CARBONERA	16.095	20	52 T. BEZUIDENHO	19.639
21	52 T. BEZUIDENHO	39.857	21	26 L. HOPKINS	38.218	21	35 A. TRIGLIA	24.823	21	35 A. TRIGLIA	16.112	21	35 A. TRIGLIA	19.739
22	35 A. TRIGLIA	39.863	22	13 J. FACCO	38.324	22	130 R. FERREIRA	24.917	22	52 T. BEZUIDENHO	16.153	22	13 J. FACCO	19.748
23	26 L. HOPKINS	39.924	23	35 A. TRIGLIA	38.420	23	21 A. BIDDLE	25.136	23	13 J. FACCO	16.299	23	26 L. HOPKINS	20.054
24	77 A. SIBAJA MORE	41.170	24	77 A. SIBAJA MORE	40.095	24	77 A. SIBAJA MORE	25.993	24	77 A. SIBAJA MORE	16.562	24	77 A. SIBAJA MORE	20.772

01/04/2017

These data/results cannot be reproduced, stored and/or transmitted in whole or in part by any manner of electronic, mechanical, photocopying, recording, broadcasting or otherwise now known or herein after developed without the previous express consent by the copyright owner, except for reproduction in daily press and regular printed publications on sale to the public within 60 days of the event related to those data/results and always provided that copyright symbol appears together as follows below.

© DORNA WSBK ORGANIZATION Srl 2017

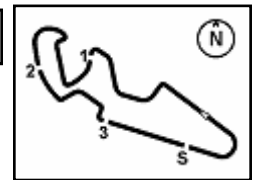
FICR PERUGIA TIMING



Official Tyre Supplier



Official Timekeeper



MotorLand Aragon 5.077 m

## Spanish Round, 31 March 1-2 April 2017

### World Supersport 300 - Ideal Times Superpole 1

No.	Rider	Nat	Bike	Seg. 1	Seg. 2	Seg. 3	Seg. 4	Seg. 5	Ideal Time		
				Diff. 1	Diff. 2	Diff. 3	Diff. 4	Diff. 5	Best Lap	Pos.	Diff.
1	22 M. KALININ	UKR	Yamaha YZF-R3	38.193 0.084	<b>36.947</b>	<b>23.744</b> 0.027	15.545	<b>18.698</b> 0.405	<b>2'13.127</b> 2'13.643	2	0.516
2	75 S. DEROUE	NED	Kawasaki Ninja 300	<b>37.949</b>	37.105	24.348	15.607	18.990 0.441	<b>2'13.999</b> 2'14.440	3	0.441
3	2 A. CARRASCO	ESP	Kawasaki Ninja 300	38.359	36.949	24.362 0.458	15.761 0.138	19.035	<b>2'14.466</b> 2'15.062	5	0.596
4	79 C. TAYLOR	GBR	Kawasaki Ninja 300	38.447	37.302	24.380	<b>15.429</b>	18.964	<b>2'14.522</b> 2'14.522	4	
5	18 A. MURLEY	GBR	Yamaha YZF-R3	38.288	37.529	24.334 0.394	15.580	18.952 0.274	<b>2'14.683</b> 2'15.351	8	0.668
6	23 M. BASTIANELLI	ITA	Kawasaki Ninja 300	38.912 0.036	37.306 0.103	24.128 0.113	15.850 0.168	18.771	<b>2'14.967</b> 2'15.387	9	0.420
7	87 A. LICCIARDI	BEL	Yamaha YZF-R3	38.789 0.031	37.082	24.473 0.001	15.624	19.088	<b>2'15.056</b> 2'15.088	6	0.032
8	15 A. COPPOLA	ITA	Yamaha YZF-R3	38.835 0.083	37.493 0.162	24.111 0.437	15.755	18.891	<b>2'15.085</b> 2'15.767	13	0.682
9	28 P. GIACOMINI	ITA	Yamaha YZF-R3	38.906 0.900	37.176 0.421	24.254	15.834 0.008	18.919	<b>2'15.089</b> 2'16.418	14	1.329
10	14 E. DE LA VEGA	FRA	Yamaha YZF-R3	38.655	37.188	24.184	15.879	19.195	<b>2'15.101</b> 2'15.101	7	
11	19 E. ROVELLI	ITA	Yamaha YZF-R3	38.821	37.374	24.318	15.789	18.896 0.269	<b>2'15.198</b> 2'15.467	10	0.269
12	20 D. LOUREIRO	RSA	Kawasaki Ninja 300	38.892	37.510	24.142	15.875 0.077	18.948 0.027	<b>2'15.367</b> 2'15.471	11	0.104
13	121 K. PATOVA	FIN	Yamaha YZF-R3	38.869	37.425	24.413 0.080	15.450	19.303	<b>2'15.460</b> 2'15.540	12	0.080
14	12 A. RUSMIPUTRO	INA	Yamaha YZF-R3	38.743	38.081 0.308	24.519	15.760 0.137	19.194 0.281	<b>2'16.297</b> 2'17.023	16	0.726
15	9 R. DOORAKKERS	NED	Yamaha YZF-R3	39.073	37.678 0.215	24.326	15.966	19.376 0.233	<b>2'16.419</b> 2'16.867	15	0.448
16	27 F. ROVELLI	ITA	Yamaha YZF-R3	39.058	37.836 0.291	24.708 0.138	15.754 0.066	19.351 0.587	<b>2'16.707</b> 2'17.789	18	1.082
17	84 M. CARBONERA	ITA	Yamaha YZF-R3	39.338 0.468	38.092 0.021	24.463	16.095	19.255	<b>2'17.243</b> 2'17.732	17	0.489
18	21 A. BIDDLE	NZL	Kawasaki Ninja 300	39.364 0.078	37.534 0.197	25.136 0.061	15.952 0.098	19.401	<b>2'17.387</b> 2'17.821	19	0.434
19	130 R. FERREIRA	BRA	Yamaha YZF-R3	39.676 0.411	38.218	24.917	16.018 0.193	19.501 0.163	<b>2'18.330</b> 2'19.097	20	0.767
20	26 L. HOPKINS	GBR	Kawasaki Ninja 300	39.924	38.218	24.722 0.330	15.837	20.054 0.394	<b>2'18.755</b> 2'19.479	23	0.724
21	13 J. FACCO	ITA	Yamaha YZF-R3	39.684	38.324	24.813 0.037	16.299 0.010	19.748 0.220	<b>2'18.868</b> 2'19.135	21	0.267
22	35 A. TRIGLIA	ITA	Honda CBR500R	39.863	38.420	24.823 0.382	16.112 0.005	19.739	<b>2'18.957</b> 2'19.344	22	0.387
23	77 A. SIBAJA MORENO	ESP	Honda CBR500R	41.170 0.142	40.095	25.993	16.562 0.110	20.772 0.150	<b>2'24.592</b> 2'24.994	24	0.402
<b>Overall Ideal Time</b>				37.949	36.947	23.744	15.429	18.698	<b>2'12.767</b>		

01/04/2017

These data/results cannot be reproduced, stored and/or transmitted in whole or in part by any manner of electronic, mechanical, photocopying, recording, broadcasting or otherwise now known or herein after developed without the previous express consent by the copyright owner, except for reproduction in daily press and regular printed publications on sale to the public within 60 days of the event related to those data/results and always provided that copyright symbol appears together as follows below.

© DORNA WSBK ORGANIZATION Srl 2017

**FICR PERUGIA TIMING**

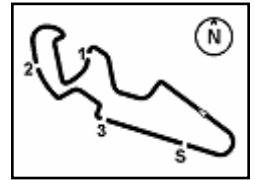

Official Tyre Supplier



Official Timekeeper







## Spanish Round, 31 March 1-2 April 2017

### World Supersport 300 - Chronological Analysis Superpole 1

2	39.806	38.113	24.463	16.095	19.255	2'17.732	188.8	11:37'34.152
3	<b>39.338</b>	<b>38.092</b>	24.698	16.373	19.575	2'18.076	186.2	11:39'52.228
4	41.056	40.158	25.101	16.433	19.964	2'22.712	185.6	11:42'14.940
5	40.664	39.110	25.195	16.294	19.559	2'20.822	186.2	11:44'35.762
6	40.722	38.782	25.011	16.392	19.894	2'20.801	185.6	11:46'56.563

#### 17° 27 F. ROVELLI (2'17.789)

Lap	Seg. 1	Seg. 2	Seg. 3	Seg. 4	Seg. 5	Lap Time	km/h	Local Time
		41.332	26.777	16.267	20.395		189.1	11:32'25.664
1	41.205	38.395	25.589	<b>15.754</b>	19.558	2'20.501	<b>193.5</b>	11:34'46.165
2	39.720	37.940	30.880	16.102	19.703	2'24.345	186.9	11:37'10.510
3	<b>39.058</b>	38.127	24.846	15.820	19.938	<b>2'17.789</b>	192.5	11:39'28.299
4	40.295	<b>37.836</b>	24.904	16.025	<b>19.351</b>	2'18.411	187.2	11:41'46.710
5	39.488	38.200	<b>24.708</b>	15.996	19.586	2'17.978	188.5	11:44'04.688
6	39.578	37.885	25.098	16.024	19.726	2'18.311	190.1	11:46'22.999

#### 18° 21 A. BIDDLE (2'17.821)

Lap	Seg. 1	Seg. 2	Seg. 3	Seg. 4	Seg. 5	Lap Time	km/h	Local Time
		42.714	26.069	16.256	19.506		189.5	11:32'41.918
1	39.442	37.731	25.197	16.050	<b>19.401</b>	<b>2'17.821</b>	188.2	11:34'59.739

#### 19° 130 R. FERREIRA (2'19.097)

Lap	Seg. 1	Seg. 2	Seg. 3	Seg. 4	Seg. 5	Lap Time	km/h	Local Time
		40.468	27.006	16.238	20.052		192.5	11:32'27.895
1	40.010	38.528	25.641	16.164	19.776	2'20.119	<b>190.1</b>	11:34'48.014
2	<b>39.676</b>	38.725	25.427	16.457	20.004	2'20.289	183.7	11:37'08.303
3	40.064	38.861	25.105	16.200	19.971	2'20.201	189.5	11:39'28.504
4	40.453	38.231	25.057	<b>16.018</b>	<b>19.501</b>	2'19.260	189.8	11:41'47.764
5	40.087	<b>38.218</b>	<b>24.917</b>	16.211	19.664	<b>2'19.097</b>	184.6	11:44'06.861
6	40.559	38.519	24.967	16.050	19.695	2'19.790	<b>190.1</b>	11:46'26.651

#### 20° 13 J. FACCO (2'19.135)

Lap	Seg. 1	Seg. 2	Seg. 3	Seg. 4	Seg. 5	Lap Time	km/h	Local Time
		41.474	26.441	16.301	20.284		188.8	11:32'31.107
1	40.481	39.116	37.226	16.566	20.347	2'33.736	184.3	11:35'04.843
2	40.317	38.657	25.167	16.485	20.017	2'20.643	184.3	11:37'25.486
3	39.835	38.352	<b>24.813</b>	16.459	20.063	2'19.522	184.6	11:39'45.008
4	39.960	41.012	24.881	<b>16.299</b>	<b>19.748</b>	2'21.900	<b>189.1</b>	11:42'06.908
5	<b>39.684</b>	<b>38.324</b>	24.850	16.309	19.968	<b>2'19.135</b>	187.5	11:44'26.043
6	39.732	38.356	24.995	16.469	20.107	2'19.659	184.3	11:46'45.702

#### 21° 35 A. TRIGLIA (2'19.344)

Lap	Seg. 1	Seg. 2	Seg. 3	Seg. 4	Seg. 5	Lap Time	km/h	Local Time
		41.605	27.185	16.270	20.213		190.5	11:32'25.798
1	40.686	38.787	26.012	16.283	19.884	2'21.652	182.1	11:34'47.450
2	40.430	38.521	25.634	16.251	19.983	2'20.819	187.8	11:37'08.269
3	40.287	38.583	24.917	16.328	19.979	2'20.094	186.9	11:39'28.363
4	40.136	38.602	<b>24.823</b>	<b>16.112</b>	19.786	2'19.459	<b>189.5</b>	11:41'47.822
5	<b>39.863</b>	<b>38.420</b>	25.205	16.117	<b>19.739</b>	<b>2'19.344</b>	188.2	11:44'07.166
6	39.971	38.709	24.868	16.207	19.852	2'19.607	188.2	11:46'26.773

#### 22° 26 L. HOPKINS (2'19.479)

Lap	Seg. 1	Seg. 2	Seg. 3	Seg. 4	Seg. 5	Lap Time	km/h	Local Time
		43.842	27.016	16.592	20.970		186.9	11:33'10.440
1	42.492	40.319	26.286	16.152	20.670	2'25.919	188.5	11:35'36.359
2	41.391	39.764	25.530	15.941	20.763	2'23.389	187.5	11:37'59.748
3	41.016	39.200	24.912	15.867	20.174	2'21.169	188.5	11:40'20.917
4	40.398	38.729	<b>24.722</b>	16.118	<b>20.054</b>	2'20.021	188.2	11:42'40.938
5	<b>39.924</b>	<b>38.218</b>	25.052	<b>15.837</b>	20.448	<b>2'19.479</b>	<b>189.5</b>	11:45'00.417

#### 23° 77 A. SIBAJA MORENO (2'24.994)

Lap	Seg. 1	Seg. 2	Seg. 3	Seg. 4	Seg. 5	Lap Time	km/h	Local Time
		43.115	27.370	16.852	21.241		175.6	11:32'35.558
1	42.526	40.654	26.721	16.613	21.001	2'27.515	178.8	11:35'03.073
2	42.087	40.411	26.304	16.726	20.861	2'26.389	<b>179.4</b>	11:37'29.462
3	41.525	40.411	26.195	<b>16.562</b>	<b>20.772</b>	2'25.465	175.6	11:39'54.927
4	41.289	40.130	26.249	16.742	20.800	2'25.210	177.9	11:42'20.137
5	41.312	<b>40.095</b>	<b>25.993</b>	16.672	20.922	<b>2'24.994</b>	<b>179.4</b>	11:44'45.131
6	<b>41.170</b>	40.119	26.112	16.706	20.903	2'25.010	177.6	11:47'10.141

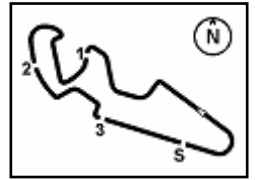
#### 24° 52 T. BEZUIDENHOUT

Lap	Seg. 1	Seg. 2	Seg. 3	Seg. 4	Seg. 5	Lap Time	km/h	Local Time
		39.788	27.881	16.153	19.639		191.5	11:32'25.625

01/04/2017 P = Pits In/Out - C = Lap-Time Cancelled

These data/results cannot be reproduced, stored and/or transmitted in whole or in part by any manner of electronic, mechanical, photocopying, recording, broadcasting or otherwise now known or herein after developed without the previous express consent by the copyright owner, except for reproduction in daily press and regular printed publications on sale to the public within 60 days of the event related to those data/results and always provided that copyright symbol appears together as follows below.

© DORNA WSBK ORGANIZATION Srl 2017

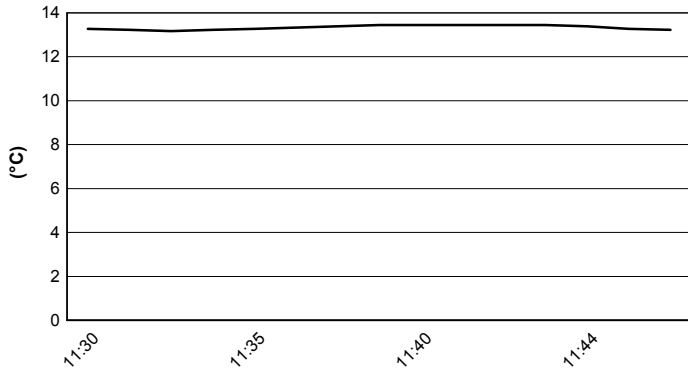


MotorLand Aragon 5.077 m

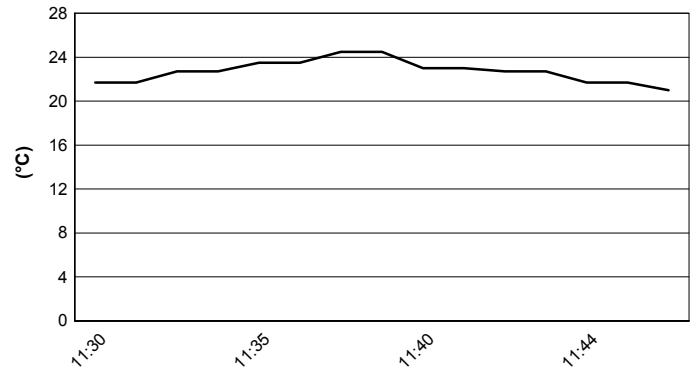
**Spanish Round, 31 March 1-2 April 2017**  
**World Supersport 300 - Weather Report Superpole 1**

Session started 11:30      Session ended 11:47

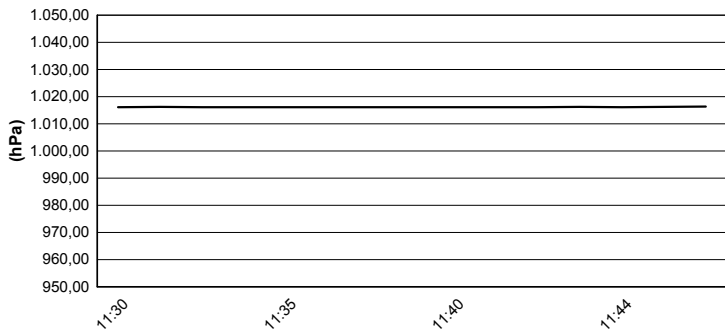
### Air Temperature



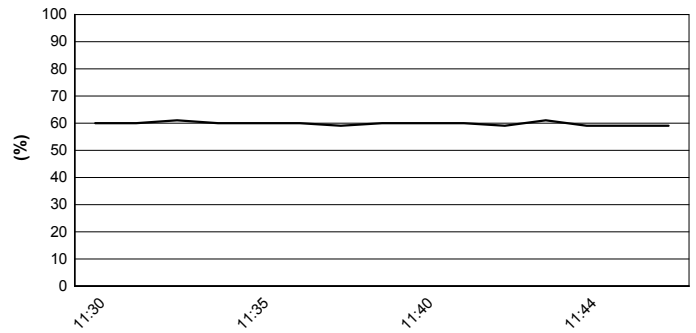
### Track Temperature



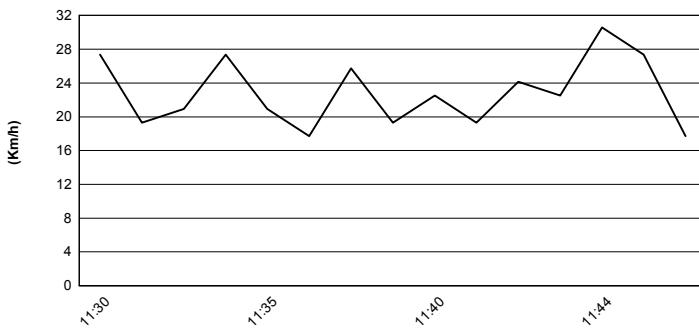
### Air Pressure



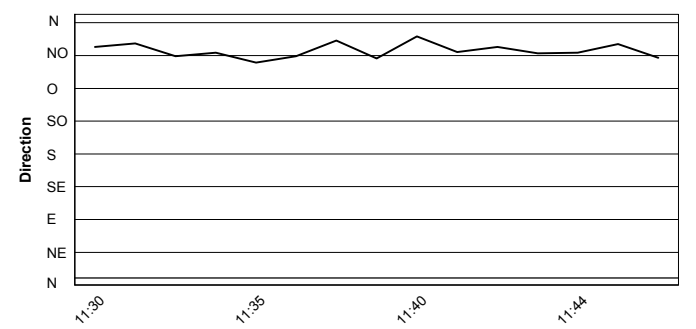
### Humidity



### Wind Speed



### Wind Direction



01/04/2017

These data/results cannot be reproduced, stored and/or transmitted in whole or in part by any manner of electronic, mechanical, photocopying, recording, broadcasting or otherwise now known or herein after developed without the previous express consent by the copyright owner, except for reproduction in daily press and regular printed publications on sale to the public within 60 days of the event related to those data/results and always provided that copyright symbol appears together as follows below.  
© DORNA WSBK ORGANIZATION Srl 2017



Official Tyre Supplier



Official Timekeeper