



MotorLand Aragon 5.077 m

Spanish Round, 31 March 1-2 April 2017

Superstock 1000 - Biographical Entry List

No.	Rider (Abbreviation)			Nat	Bike Team	Wins 2017	Podiums 2017	Pole 2017	Races 2017	Tyres
	Age	Date of Birth	Place of Birth							
1	2	TAMBURINI Roberto (Tam)	ITA	Yamaha YZF R1 PATA Yamaha Official STK 1000 Team	3	6	5	16	Pirelli	
2	3	SUCHET Sebastien (Suc)	SUI	BMW S 1000 RR Berclaz Racing Team				32	Pirelli	
3	5	FACCANI Marco (Fac)	ITA	BMW S 1000 RR Althea BMW Racing Team		1	1	8	Pirelli	
4	6	PUSCEDDU Emanuele (Pus)	ITA	Suzuki GSX-R1000 RSV Phoenix Suzuki				5	Pirelli	
5	7	FRITZ Marvin (Fri)	GER	Yamaha YZF R1 Bayer-Bikerbox Yamaichi					Pirelli	
6	8	NOCCO Alessandro (Noc)	ITA	Kawasaki ZX-10R DDM by BWG_Bike & Motor RT_Grimaldi				3	Pirelli	
7	11	GUARNONI Jeremy (Gua)	FRA	Kawasaki ZX-10R Pedercini Racing Kawasaki	4	12	3	45	Pirelli	
8	12	RINALDI Michael Ruben (Rin)	ITA	Ducati Panigale R Aruba.it Racing - Junior Team		2		8	Pirelli	
9	13	SANCHIONI Federico (Sac)	ITA	BMW S 1000 RR Clasitaly				16	Pirelli	
10	14	MANFREDI Kevin (Man)	ITA	Kawasaki ZX-10R DDM by BWG_Bike & Motor RT_Grimaldi					Pirelli	
11	18	CECCHINI Riccardo (Cec)	ITA	Kawasaki ZX-10R DDM by BWG_Bike & Motor RT_Grimaldi				11	Pirelli	
12	19	PUFFE Julian (Puf)	GER	BMW S 1000 RR Althea MF84				8	Pirelli	
13	21	MARINO Florian (Mar)	FRA	Yamaha YZF R1 PATA Yamaha Official STK 1000 Team			1	5	Pirelli	
14	23	SANDI Federico (San)	ITA	BMW S 1000 RR Berclaz Racing Team				18	Pirelli	
15	26	SBAIZ Marco (Sba)	ITA	BMW S 1000 RR D.K.Racing				8	Pirelli	
16	32	MOSER Marc (Mos)	GER	Kawasaki ZX-10R TripleM Racing				30	Pirelli	
17	34	PINSACH Xavier (Pin)	ESP	Kawasaki ZX-10R ETG Racing					Pirelli	
18	41	D'ANNUNZIO Federico (DAn)	ITA	BMW S 1000 RR FDA Racing Team				17	Pirelli	
19	44	TUCCI Andrea (Tuc)	ITA	Yamaha YZF R1 Tucci Racing Team				6	Pirelli	
20	46	CUDEVILLE Maxime (Cud)	FRA	Kawasaki ZX-10R Leader Team Flembbo					Pirelli	
21	54	RAZGATLIOGLU Toprak (Raz)	TUR	Kawasaki ZX-10R Kawasaki Puccetti Racing		2		6	Pirelli	
22	55	MYKHALCHYK Illia (Myk)	UKR	Kawasaki ZX-10R TripleM Racing					Pirelli	
23	57	JONES Mike (Jon)	AUS	Ducati Panigale R Aruba.it Racing - Junior Team					Pirelli	
24	59	SCHACHT Alex (Sct)	DEN	Ducati Panigale R EAB Schacht Racing Team				5	Pirelli	
25	68	SCOTT Glenn (Sco)	AUS	Kawasaki ZX-10R Agro On-Benjan-Kawasaki					Pirelli	
26	70	VITALI Luca (Vit)	ITA	Aprilia RSV 4 RF Nuova M2 Racing				7	Pirelli	
27	71	SCHEIB Maximilian (Sch)	CHI	Aprilia RSV 4 RF Nuova M2 Racing	1	1		2	Pirelli	
28	74	CALIA Kevin (Cal)	ITA	Suzuki GSX-R1000 RSV Phoenix Suzuki		3		20	Pirelli	
29	77	TESSELS Wayne (Tes)	NED	Kawasaki ZX-10R Agro On-Benjan-Kawasaki				16	Pirelli	
30	81	BERNARDI Alex (Ber)	ITA	BMW S 1000 RR 2R Road Racing				1	Pirelli	
31	87	MARCONI Luca (Mac)	ITA	Yamaha YZF R1 TheBlackSheepTeam				10	Pirelli	
32	90	FINSTERBUSCH Toni (Fin)	GER	Kawasaki ZX-10R Agro On-Benjan-Kawasaki				6	Pirelli	
33	92	LEU Bryan (Leu)	SUI	Yamaha YZF R1 Team Trasimeno				6	Pirelli	

31/03/2017

These data/results cannot be reproduced, stored and/or transmitted in whole or in part by any manner of electronic, mechanical, photocopying, recording, broadcasting or otherwise now known or herein after developed without the previous express consent by the copyright owner, except for reproduction in daily press and regular printed publications on sale to the public within 60 days of the event related to those data/results and always provided that copyright symbol appears together as follows below.

© DORNA WSBK ORGANIZATION Srl 2017

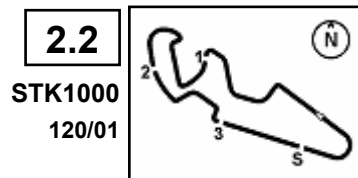
FICR PERUGIA TIMING



Official Tyre Supplier



Official Timekeeper



2.2
STK1000
120/01

Spanish Round, 31 March 1-2 April 2017

Superstock 1000 - Results Free Practice 1st Session

MotorLand Aragon 5.077 m

1 / 2

No.	Rider	Nat	Team	Bike	Time	Gap	Rel.	Laps	Speed	
									Avg	Max
1	21 F. MARINO	FRA	PATA Yamaha Official STK 1000 Team	Yamaha YZF R1	1'52.995			7	161,752	300,8
2	2 R. TAMBURINI	ITA	PATA Yamaha Official STK 1000 Team	Yamaha YZF R1	1'53.222	0.227	0.227	7	161,428	302,5
3	71 M. SCHEIB	CHI	Nuova M2 Racing	Aprilia RSV 4 RF	1'53.708	0.713	0.486	6	160,738	295,1
4	57 M. JONES	AUS	Aruba.it Racing - Junior Team	Ducati Panigale R	1'54.400	1.405	0.692	13	159,766	299,2
5	87 L. MARCONI	ITA	TheBlackSheepTeam	Yamaha YZF R1	1'54.794	1.799	0.394	8	159,217	296,7
6	54 T. RAZGATLIOGLU	TUR	Kawasaki Puccetti Racing	Kawasaki ZX-10R	1'54.898	1.903	0.104	10	159,073	296,7
7	23 F. SANDI	ITA	Berclaz Racing Team	BMW S 1000 RR	1'54.960	1.965	0.062	6	158,987	293,5
8	5 M. FACCANI	ITA	Althea BMW Racing Team	BMW S 1000 RR	1'55.242	2.247	0.282	11	158,598	300,0
9	11 J. GUARNONI	FRA	Pedercini Racing Kawasaki	Kawasaki ZX-10R	1'55.546	2.551	0.304	3	158,181	290,3
10	70 L. VITALI	ITA	Nuova M2 Racing	Aprilia RSV 4 RF	1'55.765	2.770	0.219	5	157,882	296,7
11	41 F. D'ANNUNZIO	ITA	FDA Racing Team	BMW S 1000 RR	1'55.786	2.791	0.021	6	157,853	291,9
12	55 I. MYKHALCHYK	UKR	TripleM Racing	Kawasaki ZX-10R	1'55.830	2.835	0.044	10	157,793	291,1
13	7 M. FRITZ	GER	Bayer-Bikerbox Yamaichi	Yamaha YZF R1	1'55.935	2.940	0.105	11	157,650	295,1
14	44 A. TUCCI	ITA	Tucci Racing Team	Yamaha YZF R1	1'56.101	3.106	0.166	12	157,425	297,5
15	14 K. MANFREDI	ITA	DDM by BWG_Bike & Motor RT_Grimaldi	Kawasaki ZX-10R	1'56.168	3.173	0.067	10	157,334	291,9
16	34 X. PINSACH	ESP	ETG Racing	Kawasaki ZX-10R	1'56.367	3.372	0.199	13	157,065	296,7
17	3 S. SUCHET	SUI	Berclaz Racing Team	BMW S 1000 RR	1'56.497	3.502	0.130	7	156,890	287,2
18	74 K. CALIA	ITA	RSV Phoenix Suzuki	Suzuki GSX-R1000	1'56.668	3.673	0.171	9	156,660	288,8
19	92 B. LEU	SUI	Team Trasimeno	Yamaha YZF R1	1'56.844	3.849	0.176	5	156,424	288,8
20	77 W. TESSELS	NED	Agro On-Benjan-Kawasaki	Kawasaki ZX-10R	1'56.904	3.909	0.060	12	156,344	294,3
21	59 A. SCHACHT	DEN	EAB Schacht Racing Team	Ducati Panigale R	1'56.977	3.982	0.073	14	156,246	288,8
22	81 A. BERNARDI	ITA	2R Road Racing	BMW S 1000 RR	1'56.990	3.995	0.013	11	156,229	293,5
23	19 J. PUFFE	GER	Althea MF84	BMW S 1000 RR	1'56.993	3.998	0.003	7	156,225	299,2
24	12 M. RINALDI	ITA	Aruba.it Racing - Junior Team	Ducati Panigale R	1'57.088	4.093	0.095	2	156,098	295,1
25	32 M. MOSER	GER	TripleM Racing	Kawasaki ZX-10R	1'57.540	4.545	0.452	9	155,498	285,7
26	6 E. PUSCEDDU	ITA	RSV Phoenix Suzuki	Suzuki GSX-R1000	1'57.705	4.710	0.165	11	155,280	286,5
27	13 F. SANCHIONI	ITA	Clasitaly	BMW S 1000 RR	1'57.876	4.881	0.171	14	155,054	291,1
28	68 G. SCOTT	AUS	Agro On-Benjan-Kawasaki	Kawasaki ZX-10R	1'57.926	4.931	0.050	12	154,989	293,5
29	18 R. CECCHINI	ITA	DDM by BWG_Bike & Motor RT_Grimaldi	Kawasaki ZX-10R	1'58.440	5.445	0.514	13	154,316	291,9
30	8 A. NOCCO	ITA	DDM by BWG_Bike & Motor RT_Grimaldi	Kawasaki ZX-10R	1'58.623	5.628	0.183	11	154,078	287,2
31	90 T. FINSTERBUSCH	GER	Agro On-Benjan-Kawasaki	Kawasaki ZX-10R	1'59.182	6.187	0.559	4	153,355	288,0
32	46 M. CUDEVILLE	FRA	Leader Team Flembbo	Kawasaki ZX-10R	2'00.971	7.976	1.789	4	151,087	285,0
33	26 M. SBAIZ	ITA	D.K.Racing	BMW S 1000 RR	2'01.821	8.826	0.850	11	150,033	290,3

Qualifying Lap Time (107% of 1'52.995): **2'00.906**

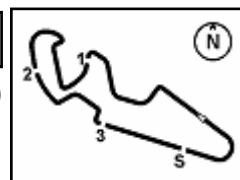
AIR	Humidity:	70%	Temp:	10°C
TRACK	Condition:	Dry	Temp:	14°C

Records	Pole	2015	L.Savadori	1'52.577	162,350	Km/h
	Race	2015	R.Tamburini	1'53.134	161,550	Km/h
	Circuit	2015	L.Savadori	1'52.577	162,350	Km/h

31/03/2017 Start 09:00 End 09:32 The results are provisional until the end of the time limit for protests and appeals and the completion of the technical checks.

These data/results cannot be reproduced, stored and/or transmitted in whole or in part by any manner of electronic, mechanical, photocopying, recording, broadcasting or otherwise now known or herein after developed without the previous express consent by the copyright owner, except for reproduction in daily press and regular printed publications on sale to the public within 60 days of the event related to those data/results and always provided that copyright symbol appears together as follows below.

© DORNA WSBK ORGANIZATION Srl 2017



Spanish Round, 31 March 1-2 April 2017

Superstock 1000 - Results Free Practice 1st Session

Session Highlights

Local Time	No. Rider	Description
09.00.00		Start
09.05.56	46 M. CUDEVILLE	Check Transponder
09.09.48	11 J. GUARNONI	Check Transponder
09.09.49	19 J. PUFFE	Check Transponder
09.10.15	90 T. FINSTERBUSCH	Check Transponder
09.13.02	46 M. CUDEVILLE	Check Transponder
09.13.03	90 T. FINSTERBUSCH	Check Transponder
09.16.20	46 M. CUDEVILLE	BLACK FLAG
09.31.57	59 A. SCHACHT	Technical Problem - Turn 16
09.32.38		End Of Session

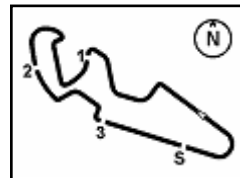
Fastest Laps Sequence

No.	Rider	Nat	Team	Bike	Local Time	Time	Gap	Avg
14	K. MANFREDI	ITA	DDM by BWG_Bike & Motor RT_Grimaldi	Kawasaki ZX-10R	09:04'31.112	1'59.126		153,427
57	M. JONES	AUS	Aruba.it Racing - Junior Team	Ducati Panigale R	09:05'06.248	1'59.070	-0.056	153,500
12	M. RINALDI	ITA	Aruba.it Racing - Junior Team	Ducati Panigale R	09:05'41.094	1'57.088	-1.982	156,098
57	M. JONES	AUS	Aruba.it Racing - Junior Team	Ducati Panigale R	09:07'02.698	1'56.450	-0.638	156,953
7	M. FRITZ	GER	Bayer-Bikerbox Yamaichi	Yamaha YZF R1	09:08'34.334	1'56.189	-0.261	157,306
7	M. FRITZ	GER	Bayer-Bikerbox Yamaichi	Yamaha YZF R1	09:10'30.505	1'56.171	-0.018	157,330
57	M. JONES	AUS	Aruba.it Racing - Junior Team	Ducati Panigale R	09:10'53.804	1'54.618	-1.553	159,462
57	M. JONES	AUS	Aruba.it Racing - Junior Team	Ducati Panigale R	09:12'48.204	1'54.400	-0.218	159,766
21	F. MARINO	FRA	PATA Yamaha Official STK 1000 Team	Yamaha YZF R1	09:15'38.314	1'53.946	-0.454	160,402
2	R. TAMBURINI	ITA	PATA Yamaha Official STK 1000 Team	Yamaha YZF R1	09:16'03.858	1'53.225	-0.721	161,424
21	F. MARINO	FRA	PATA Yamaha Official STK 1000 Team	Yamaha YZF R1	09:17'31.309	1'52.995	-0.230	161,752

Start 09:00 End 09:32 The results are provisional until the end of the time limit for protests and appeals and the completion of the technical checks.

These data/results cannot be reproduced, stored and/or transmitted in whole or in part by any manner of electronic, mechanical, photocopying, recording, broadcasting or otherwise now known or herein after developed without the previous express consent by the copyright owner, except for reproduction in daily press and regular printed publications on sale to the public within 60 days of the event related to those data/results and always provided that copyright symbol appears together as follows below.

© DORNA WSBK ORGANIZATION Srl 2017



Spanish Round, 31 March 1-2 April 2017

Superstock 1000 - Ideal Times Free Practice 1st Session

No. Rider	Nat	Bike	Seg. 1	Seg. 2	Seg. 3	Seg. 4	Seg. 5	Ideal Time		
			Diff. 1	Diff. 2	Diff. 3	Diff. 4	Diff. 5	Best Lap	Pos.	Diff.
1 21 F. MARINO	FRA	Yamaha YZF R1	32.349 0.016	31.887 0.100	21.773 0.021	11.073 0.061	15.715	1'52.797 1'52.995	1	0.198
2 2 R. TAMBURINI	ITA	Yamaha YZF R1	32.214	31.981	22.004	11.040 0.154	15.711 0.118	1'52.950 1'53.222	2	0.272
3 71 M. SCHEIB	CHI	Aprilia RSV 4 RF	32.510	32.100 0.169	22.113	11.049 0.059	15.708	1'53.480 1'53.708	3	0.228
4 57 M. JONES	AUS	Ducati Panigale R	32.600	32.283	22.389 0.126	11.081	15.921	1'54.274 1'54.400	4	0.126
5 5 M. FACCANI	ITA	BMW S 1000 RR	32.782 0.133	32.472 0.110	22.256	11.060 0.192	16.061 0.176	1'54.631 1'55.242	8	0.611
6 23 F. SANDI	ITA	BMW S 1000 RR	32.747	32.224	22.273	11.212 0.012	16.185 0.307	1'54.641 1'54.960	7	0.319
7 87 L. MARCONI	ITA	Yamaha YZF R1	32.842	32.355 0.041	22.231	11.138 0.081	16.106	1'54.672 1'54.794	5	0.122
8 54 T. RAZGATLIOGLU	TUR	Kawasaki ZX-10R	32.871	32.390 0.113	22.310 0.007	11.091 0.036	16.049 0.031	1'54.711 1'54.898	6	0.187
9 55 I. MYKHALCHYK	UKR	Kawasaki ZX-10R	33.080	32.677 0.201	22.331 0.115	11.268 0.035	16.123	1'55.479 1'55.830	12	0.351
10 41 F. D'ANNUNZIO	ITA	BMW S 1000 RR	33.281	32.527 0.104	22.311	11.205 0.059	16.169 0.130	1'55.493 1'55.786	11	0.293
11 70 L. VITALI	ITA	Aprilia RSV 4 RF	32.878 0.097	32.805	22.313	11.188 0.099	16.332 0.053	1'55.516 1'55.765	10	0.249
12 11 J. GUARNONI	FRA	Kawasaki ZX-10R	33.072	32.402	22.599	11.345	16.128	1'55.546 1'55.546	9	
13 7 M. FRITZ	GER	Yamaha YZF R1	32.971 0.179	32.791 0.092	22.304	11.349	16.156 0.093	1'55.571 1'55.935	13	0.364
14 14 K. MANFREDI	ITA	Kawasaki ZX-10R	33.172	32.712 0.239	22.406 0.259	11.334	16.006 0.040	1'55.630 1'56.168	15	0.538
15 12 M. RINALDI	ITA	Ducati Panigale R	33.597 0.468	32.352 0.421	22.497 0.292	11.360	16.101	1'55.907 1'57.088	24	1.181
16 44 A. TUCCI	ITA	Yamaha YZF R1	33.300 0.005	32.709 0.021	22.433 0.004	11.220 0.115	16.294	1'55.956 1'56.101	14	0.145
17 3 S. SUCHET	SUI	BMW S 1000 RR	33.361 0.044	32.702 0.171	22.665 0.097	11.309 0.048	16.100	1'56.137 1'56.497	17	0.360
18 34 X. PINSACH	ESP	Kawasaki ZX-10R	33.260	32.849	22.584	11.201 0.072	16.326 0.075	1'56.220 1'56.367	16	0.147
19 77 W. TESSELS	NED	Kawasaki ZX-10R	33.451 0.084	32.763 0.126	22.549	11.221 0.204	16.298 0.208	1'56.282 1'56.904	20	0.622
20 74 K. CALIA	ITA	Suzuki GSX-R1000	33.095	33.056	22.639 0.070	11.274 0.173	16.231 0.130	1'56.295 1'56.668	18	0.373
21 19 J. PUFFE	GER	BMW S 1000 RR	33.308	32.937 0.047	22.682 0.238	11.069 0.262	16.408 0.042	1'56.404 1'56.993	23	0.589
22 81 A. BERNARDI	ITA	BMW S 1000 RR	33.243	33.078 0.513	22.380	11.360 0.070	16.346	1'56.407 1'56.990	22	0.583
23 92 B. LEU	SUI	Yamaha YZF R1	33.825	32.831	22.641	11.347	16.133 0.067	1'56.777 1'56.844	19	0.067
24 59 A. SCHACHT	DEN	Ducati Panigale R	33.586	32.874	22.651	11.391 0.088	16.387	1'56.889 1'56.977	21	0.088
25 6 E. PUSCEDDU	ITA	Suzuki GSX-R1000	33.553 0.038	32.976	22.987 0.022	11.394 0.058	16.326 0.351	1'57.236 1'57.705	26	0.469
26 32 M. MOSER	GER	Kawasaki ZX-10R	33.291	33.249	22.918	11.493 0.048	16.541	1'57.492 1'57.540	25	0.048
27 13 F. SANCHIONI	ITA	BMW S 1000 RR	33.727 0.063	33.246 0.065	22.868 0.077	11.265 0.079	16.458 0.028	1'57.564 1'57.876	27	0.312
28 68 G. SCOTT	AUS	Kawasaki ZX-10R	33.799	33.293	23.192 0.044	11.275 0.044	16.279	1'57.838 1'57.926	28	0.088
29 18 R. CECCHINI	ITA	Kawasaki ZX-10R	34.019 0.100	32.995	23.212	11.387 0.154	16.471 0.102	1'58.084 1'58.440	29	0.356
30 8 A. NOCCO	ITA	Kawasaki ZX-10R	34.165	33.191	22.849	11.361 0.225	16.759 0.073	1'58.325 1'58.623	30	0.298
31 90 T. FINSTERBUSCH	GER	Kawasaki ZX-10R	34.294 0.231	33.538 0.018	23.073	11.410 0.013	16.605	1'58.920 1'59.182	31	0.262
32 46 M. CUDEVILLE	FRA	Kawasaki ZX-10R	34.709 0.055	33.785	23.471 0.178	11.707 0.053	17.013	2'00.685 2'00.971	32	0.286
33 26 M. SBAIZ	ITA	BMW S 1000 RR	34.932 0.159	34.502 0.222	23.757 0.065	11.425 0.011	16.686 0.062	2'01.302 2'01.821	33	0.519

31/03/2017

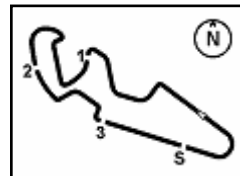
These data/results cannot be reproduced, stored and/or transmitted in whole or in part by any manner of electronic, mechanical, photocopying, recording, broadcasting or otherwise now known or herein after developed without the previous express consent by the copyright owner, except for reproduction in daily press and regular printed publications on sale to the public within 60 days of the event related to those data/results and always provided that copyright symbol appears together as follows below.

© DORNA WSBK ORGANIZATION Srl 2017



2.4

STK1000
120/01



MotorLand Aragon 5.077 m
2 / 2

Spanish Round, 31 March 1-2 April 2017

Superstock 1000 - Ideal Times Free Practice 1st Session

No. Rider	Nat	Bike	Seg. 1	Seg. 2	Seg. 3	Seg. 4	Seg. 5	Ideal Time			
			Diff. 1	Diff. 2	Diff. 3	Diff. 4	Diff. 5	Best Lap	Pos.	Diff.	
Overall Ideal Time			32.214	31.887	21.773	11.040	15.708	1'52.622			

31/03/2017
 These data/results cannot be reproduced, stored and/or transmitted in whole or in part by any manner of electronic, mechanical, photocopying, recording, broadcasting or otherwise now known or herein after developed without the previous express consent by the copyright owner, except for reproduction in daily press and regular printed publications on sale to the public within 60 days of the event related to those data/results and always provided that copyright symbol appears together as follows below.
 © DORNA WSBK ORGANIZATION Srl 2017

FKR PERUGIA TIMING



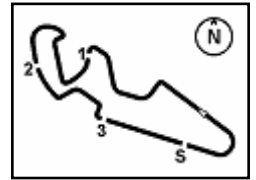
Official Tyre Supplier



Official Timekeeper



2.5
STK1000
120/01



MotorLand Aragon 5.077 m

Spanish Round, 31 March 1-2 April 2017

Superstock 1000 - Chronological Analysis Free Practice 1st Session

3 / 3

Lap	Seg. 1	Seg. 2	Seg. 3	Seg. 4	Seg. 5	Lap Time	km/h	Local Time
4	34.350	33.910	23.904	11.493	16.813	2'00.470	285.7	9:15'21.841
5	34.178	33.650	23.534	11.620	23.605	2'06.587 P	283.5	9:17'28.428
6	5'56.392	34.285	23.746	11.541	16.697	7'22.661 P	279.1	9:24'51.089
7	33.862	33.259	22.919	11.560	16.745	1'58.345	280.5	9:26'49.434
8	33.291	33.249	22.918	11.541	16.541	1'57.540	279.8	9:28'46.974
9	33.486	33.385	23.989	11.496	17.722	2'00.078	282.7	9:30'47.052

26° 6 E. PUSCEDDU (1'57.705)								
Lap	Seg. 1	Seg. 2	Seg. 3	Seg. 4	Seg. 5	Lap Time	km/h	Local Time
1	36.181	35.500	25.577	11.607	17.117	2'05.982	283.5	9:06'14.344
2	34.700	34.384	24.672	11.641	25.281	2'10.678 P	273.4	9:08'25.022
3	4'11.512	35.966	24.044	11.434	16.746	5'39.702 P	285.0	9:14'04.724
4	33.774	33.145	23.216	11.446	16.356	1'57.937	285.0	9:16'02.661
5	33.553	33.213	29.043	11.463	16.432	2'03.704	286.5	9:18'06.365
6	33.626	33.451	22.987	11.394	16.326	1'57.784	285.0	9:20'04.149
7	33.818	37.629	23.854	11.501	16.528	2'03.330	284.2	9:22'07.479
8	33.591	32.976	23.009	11.452	16.677	1'57.705	285.0	9:24'05.184
9	34.466	34.587	30.060	11.875	24.781	2'15.769 P	279.8	9:26'20.953
10	2'08.466	34.194	23.639	11.511	16.669	3'34.479 P	282.0	9:29'55.432
11	33.646	33.345	23.037	11.497	16.495	1'58.020	282.7	9:31'53.452

27° 13 F. SANCHIONI (1'57.876)								
Lap	Seg. 1	Seg. 2	Seg. 3	Seg. 4	Seg. 5	Lap Time	km/h	Local Time
1	39.835	40.087	26.882	11.974	18.238		281.3	9:03'13.528
2	35.695	35.964	24.357	11.665	17.338	2'09.159	283.5	9:05'22.687
3	34.643	34.331	23.532	11.691	16.905	2'01.102	281.3	9:09'26.115
4	34.031	34.004	23.130	11.407	16.665	1'59.237	284.2	9:11'25.352
5	33.790	33.311	22.945	11.344	16.486	1'57.876	285.7	9:13'23.228
6	34.040	33.454	23.177	11.265	16.548	1'58.484	291.1	9:15'21.712
7	33.727	33.330	23.041	11.391	16.458	1'57.947	285.7	9:17'19.659
8	34.014	33.256	23.029	11.435	16.463	1'58.197	288.0	9:19'17.856
9	34.020	33.246	22.868	11.534	16.780	1'58.448	282.0	9:21'16.304
10	42.837	33.299	24.365	11.478	16.621	2'08.600	283.5	9:23'24.904
11	33.883	33.316	23.307	13.598	20.688	2'04.792	275.5	9:25'29.696
12	33.987	33.490	23.028	11.437	16.726	1'58.668	285.7	9:27'28.364
13	34.003	33.850	23.184	11.567	17.010	1'59.614	283.5	9:29'27.978
14	34.350	33.962	23.125	11.605	17.024	2'00.066	284.2	9:31'28.044

28° 68 G. SCOTT (1'57.926)								
Lap	Seg. 1	Seg. 2	Seg. 3	Seg. 4	Seg. 5	Lap Time	km/h	Local Time
1	37.125	36.994	26.444	11.600	18.294		281.3	9:03'33.605
2	35.505	35.201	24.839	11.486	17.554	2'06.205	289.5	9:05'39.810
3	35.769	34.105	23.744	11.497	24.950	2'09.801 P	287.2	9:07'49.611
4	2'55.866	35.024	28.018	11.569	17.303	4'27.780 P	290.3	9:12'17.391
5	35.379	34.328	23.993	11.487	16.778	2'01.965	290.3	9:14'19.356
6	34.836	34.040	26.891	11.506	16.603	2'03.876	291.9	9:16'23.232
7	35.079	33.956	24.048	11.467	16.674	2'01.224	289.5	9:18'24.456
8	34.297	33.613	23.629	11.326	16.460	1'59.325	293.5	9:20'23.781
9	34.130	33.673	23.595	11.307	16.456	1'59.161	291.9	9:22'22.942
10	33.799	33.293	23.236	11.319	16.279	1'57.926	290.3	9:24'20.868
11	33.832	33.394	23.192	11.275	16.390	1'58.083	289.5	9:26'18.951
12	33.875	33.732	23.437	11.433	16.540	1'59.017	287.2	9:28'17.968
13	34.636	34.118	23.366	11.448	16.614	2'00.182	290.3	9:30'18.150

29° 18 R. CECCHINI (1'58.440)								
Lap	Seg. 1	Seg. 2	Seg. 3	Seg. 4	Seg. 5	Lap Time	km/h	Local Time
1	37.904	40.562	27.362	11.997	19.059		280.5	9:03'35.293
2	35.742	35.946	24.829	11.542	16.996	2'07.217	287.2	9:05'42.510
3	34.769	33.998	23.596	11.387	16.624	2'01.347	291.9	9:07'43.857
4	2'28.716	34.263	24.118	11.658	24.297	2'09.105 P	282.7	9:09'52.962
5	2'28.716	35.586	24.045	11.450	16.641	3'56.438 P	290.3	9:13'49.400
6	34.519	33.459	23.282	11.478	16.646	1'59.384	288.0	9:15'48.784
7	34.194	33.385	23.342	11.532	16.637	1'59.090	287.2	9:17'47.874
8	34.921	34.967	24.091	11.841	16.731	2'02.551	282.7	9:19'50.425
9	34.119	33.581	23.654	11.571	16.516	1'59.441	285.0	9:21'49.866
10	34.119	32.995	23.212	11.541	16.573	1'58.440	284.2	9:23'48.306
11	34.819	35.749	25.186	11.441	16.471	2'03.666	288.8	9:25'51.972
12	34.019	33.233	28.901	11.654	16.877	2'04.684	285.0	9:27'56.656
13	34.557	33.618	23.568	11.528	16.746	2'00.017	285.0	9:29'56.673
14	34.119	33.689	23.460	11.619	16.778	1'59.665	285.7	9:31'56.338

30° 8 A. NOCCO (1'58.623)								
Lap	Seg. 1	Seg. 2	Seg. 3	Seg. 4	Seg. 5	Lap Time	km/h	Local Time
1	41.618	27.422	13.901	28.228	225.5		9:03'43.529	
2	1'50.894	37.577	24.959	12.812	19.464	3'25.706 P	245.5	9:07'09.235
3	37.421	35.389	24.371	12.105	18.356	2'07.642	260.9	9:09'16.877

3	36.029	34.930	33.459	12.323	18.102	2'14.843	264.1	9:11'31.720
4	35.664	34.962	24.145	11.754	17.712	2'04.237	276.2	9:13'35.957
5	35.258	34.550	23.572	11.643	17.468	2'02.491	280.5	9:15'38.448
6	35.091	35.444	31.809	11.821	24.065	2'18.230 P	277.6	9:17'56.678
7	4'29.578	34.146	23.419	11.479	16.955	5'55.577 P	285.7	9:23'52.255
8	34.580	33.645	23.741	11.361	16.845	2'00.172	286.5	9:25'52.427
9	34.165	33.191	22.849	11.586	16.832	1'58.623	285.7	9:27'51.050
10	34.173	33.466	23.045	11.497	16.759	1'58.940	285.0	9:29'49.990
11	34.264	33.267	23.402	11.470	16.811	1'59.214	287.2	9:31'49.204

31° 90 T. FINSTERBUSCH (1'59.182)								
Lap	Seg. 1	Seg. 2	Seg. 3	Seg. 4	Seg. 5	Lap Time	km/h	Local Time
1	34.525	34.102	23.587	11.442	16.612		287.2	9:22'36.542
2	35.327	33.556	23.073	11.423	16.605	1'59.182	285.7	9:24'35.724
3	34.294	33.538	23.359	11.410	16.677	1'59.278	288.0	9:26'46.482
4	34.403	33.626	23.819	11.527	17.682	2'01.057	287.2	9:30'46.817

32° 46 M. CUDEVILLE (2'00.971)								
Lap	Seg. 1	Seg. 2	Seg. 3	Seg. 4	Seg. 5	Lap Time	km/h	Local Time
1	34.709	35.123	24.174	11.707	21.337		282.0	9:22'04.128
2	35.051	34.571	23.675	11.760	17.223	2'02.280	282.7	9:24'05.139
3	34.764	33.785	23.649	11.760	17.013	2'00.971	285.0	9:26'08.390
4	34.817	33.912	23.487	11.710	17.266	2'01.192	282.7	9:30'09.582

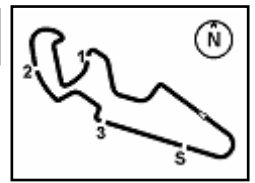
33° 26 M. SBAIZ (2'01.821)								
Lap	Seg. 1	Seg. 2	Seg. 3	Seg. 4	Seg. 5	Lap Time	km/h	Local Time
1	38.924	38.663	27.042	11.919	18.200		285.7	9:05'47.301
2	36.636	37.182	25.620	11.669	17.456	2'10.851	286.5	9:07'58.152
3	35.724	35.229	24.214	11.480	17.205	2'03.852	289.5	9:10'03.755
4	35.440	35.922	24.161	11.537	17.010	2'04.070	288.8	9:14'11.677
5	35.413	34.766	23.757	11.569	16.856	2'02.361	288.8	9:16'14.038
6	34.932	35.025	23.989	11.425	16.686	2'02.057	289.5	9:18'16.095
7	35.799	37.244	25.083	11.608	16.830	2'06.564	288.0	9:20'22.659
8	35.091	34.724	23.822	11.436	16.748	2'01.821	290.3	9:22'24.480
9	35.695	37.015	24.550	11.732	27.146	2'16.138 P	277.6	9:24'40.618
10	2'23.855	36.589	24.718	11.529	16.896	3'53.587 P	287.2	9:28'34.205
11	35.199	34.502	38.495	12.632	17.669	2'18.497	268.7	9:30'52.702

31/03/2017 P = Pits In/Out - C = Lap-Time Cancelled

These data/results cannot be reproduced, stored and/or transmitted in whole or in part by any manner of electronic, mechanical, photocopying, recording, broadcasting or otherwise now known or herein after developed without the previous express consent by the copyright owner, except for reproduction in daily press and regular printed publications on sale to the public within 60 days of the event related to those data/results and always provided that copyright symbol appears together as follows below.

© DORNA WSBK ORGANIZATION Srl 2017

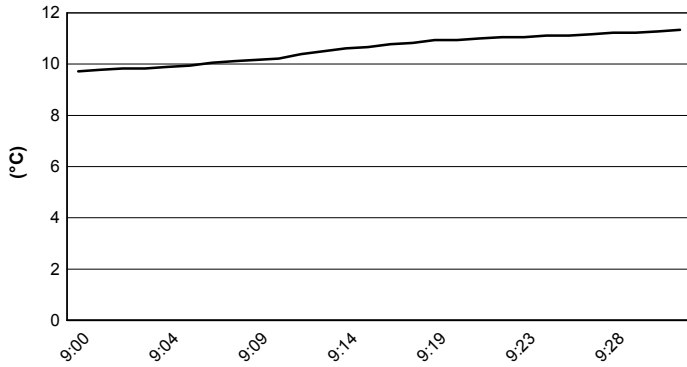




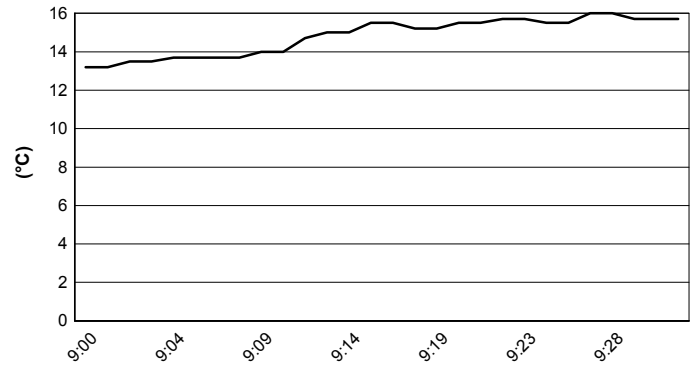
Spanish Round, 31 March 1-2 April 2017
Superstock 1000 - Weather Report Free Practice 1st Session

Session started 9:00 Session ended 9:32

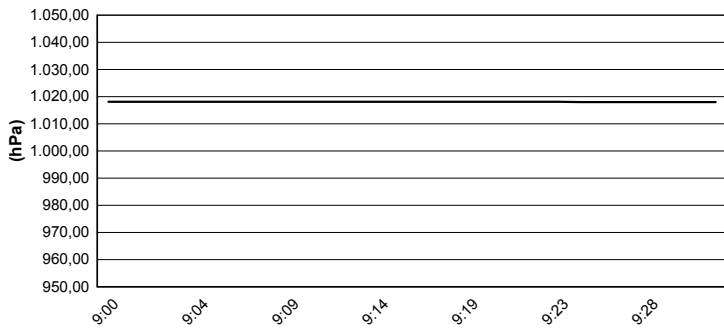
Air Temperature



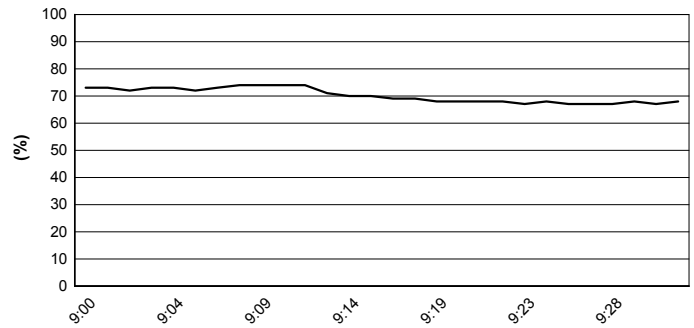
Track Temperature



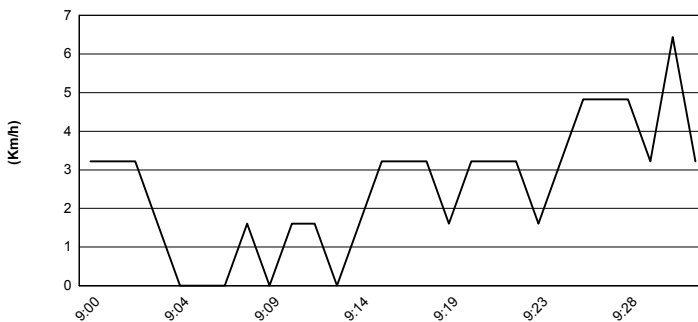
Air Pressure



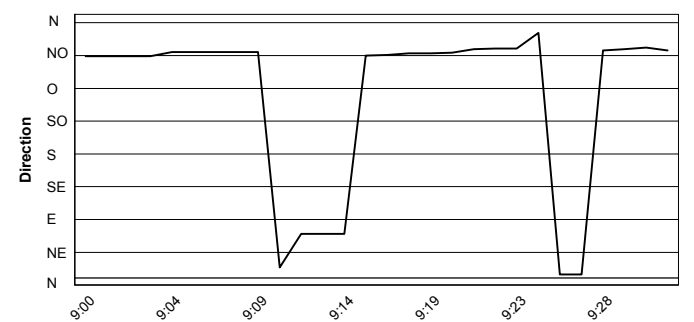
Humidity



Wind Speed



Wind Direction



31/03/2017

These data/results cannot be reproduced, stored and/or transmitted in whole or in part by any manner of electronic, mechanical, photocopying, recording, broadcasting or otherwise now known or herein after developed without the previous express consent by the copyright owner, except for reproduction in daily press and regular printed publications on sale to the public within 60 days of the event related to those data/results and always provided that copyright symbol appears together as follows below.
© DORNA WSBK ORGANIZATION Srl 2017

