

Jerez 4.423 m

Spanish Round, 20-21-22 October 2017
World Superbike - Biographical Entry List

No.	Rider (Abbreviation)			Nat	Bike Team	Wins 2017	Podiums 2017	Pole 2017	Races 2017	Tyres
	Age	Date of Birth	Place of Birth							
1	1	REA Jonathan (Rea) 30 02/02/1987	Ballymena	GBR	Kawasaki ZX-10RR Kawasaki Racing Team	50 12	108 20	13 5	214 22	Pirelli
2	2	CAMIER Leon (Cam) 31 04/08/1986	Ashford Kent	GBR	MV Agusta 1000 F4 MV Agusta Reparto Corse		9		181 22	Pirelli
3	05	GUINTOLI Sylvain (Gui) 35 24/06/1982	Montelimar	FRA	Kawasaki ZX-10RR Kawasaki Puccetti Racing	9	42	4	170	Pirelli
4	7	DAVIES Chaz (Dav) 30 10/02/1987	Knighton	GBR	Ducati Panigale R Aruba.it Racing - Ducati	27 7	63 14	5 2	148 21	Pirelli
5	12	FORÉS Xavi (For) 32 16/09/1985	Llombai	ESP	Ducati Panigale R BARNI Racing Team		1		62 22	Pirelli
6	22	LOWES Alex (Low) 27 14/09/1990	Lincoln	GBR	Yamaha YZF R1 Pata Yamaha Official WorldSBK Team		6 3		100 22	Pirelli
7	32	SAVADORI Lorenzo (Sav) 24 04/04/1993	Cesena	ITA	Aprilia RSV4 RF Milwaukee Aprilia				46 19	Pirelli
8	33	MELANDRI Marco (Mel) 35 07/08/1982	Ravenna	ITA	Ducati Panigale R Aruba.it Racing - Ducati	20 1	60 11	1	124 22	Pirelli
9	34	GIUGLIANO Davide (Giu) 27 28/10/1989	Rome	ITA	Honda CBR1000RR Red Bull Honda World Superbike Team		14	5	117 4	Pirelli
10	35	DE ROSA Raffaele (DeR) 30 25/03/1987	Napoli	ITA	BMW S 1000 RR Althea BMW Racing Team				22 16	Pirelli
11	36	MERCADO Leandro (Mer) 25 15/02/1992	Cordoba	ARG	Aprilia RSV4 RF IODARacing				58 18	Pirelli
12	37	JEZEK Ondrej (Jez) 28 15/03/1989	Brno	CZE	Kawasaki ZX-10RR Grillini Racing Team				20 20	Pirelli
13	40	RAMOS Román (Ram) 26 06/01/1991	Santander	ESP	Kawasaki ZX-10RR Team Kawasaki Go Eleven				70 22	Pirelli
14	50	LAVERTY Eugene (Lav) 31 03/06/1986	Toomebridge	IRL	Aprilia RSV4 RF Milwaukee Aprilia	13	33	2	126 22	Pirelli
15	60	VAN DER MARK Michael (vdM) 24 26/10/1992	Gouda	NED	Yamaha YZF R1 Pata Yamaha Official WorldSBK Team		11 2	1	74 22	Pirelli
16	66	SYKES Tom (Syk) 32 19/08/1985	Huddersfield	GBR	Kawasaki ZX-10RR Kawasaki Racing Team	33 2	99 15	42 4	230 20	Pirelli
17	72	TAKAHASHI Takumi (Tak) 27 26/11/1989	Saitama	JPN	Honda CBR1000RR Red Bull Honda World Superbike Team				2 2	Pirelli
18	81	TORRES Jordi (Tor) 30 27/08/1987	Rubi	ESP	BMW S 1000 RR Althea BMW Racing Team	1	4		74 22	Pirelli
19	84	RUSSO Riccardo (Rus) 25 10/10/1992	Maddaloni	ITA	Kawasaki ZX-10RR Pedercini Racing SC-Project				23 19	Pirelli
20	86	BADOVINI Ayrtton (Bad) 31 31/05/1986	Biella	ITA	Kawasaki ZX-10RR Grillini Racing Team		2	1	166 21	Pirelli
21*	99	SCHMITTER Dominic (Sch) 23 16/06/1994	Widnau	SUI	Suzuki GSX-R1000 eighty one HPC-Power Suzuki Racing				24	Pirelli
22	121	ANDREOZZI Alessandro (And) 26 02/06/1991	Macerata	ITA	Yamaha YZF R1 Guandalini Racing				27 4	Pirelli

20/10/2017

* = Wild Card

These data/results cannot be reproduced, stored and/or transmitted in whole or in part by any manner of electronic, mechanical, photocopying, recording, broadcasting or otherwise now known or herein after developed without the previous express consent by the copyright owner, except for reproduction in daily press and regular printed publications on sale to the public within 60 days of the event related to those data/results and always provided that copyright symbol appears together as follows below.

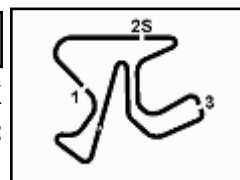
© DORNA WSBK ORGANIZATION Srl 2017

FICR PERUGIA TIMING


Official Tyre Supplier



Official Timekeeper



Spanish Round, 20-21-22 October 2017

World Superbike - Results Free Practice 1st Session

Jerez 4.423 m

1 / 2

No.	Rider	Nat	Team	Bike	Time	Gap	Rel.	Laps	Speed	
									Avg	Max
1	1 J. REA	GBR	Kawasaki Racing Team	Kawasaki ZX-10RR	1'40.291			19	158,766	273,1
2	22 A. LOWES	GBR	Pata Yamaha Official WorldSBK Team	Yamaha YZF R1	1'40.891	0.600	0.600	22	157,822	275,8
3	33 M. MELANDRI	ITA	Aruba.it Racing - Ducati	Ducati Panigale R	1'40.893	0.602	0.002	15	157,819	275,1
4	50 E. LAVERTY	IRL	Milwaukee Aprilia	Aprilia RSV4 RF	1'40.896	0.605	0.003	21	157,814	271,1
5	60 M. VAN DER MARK	NED	Pata Yamaha Official WorldSBK Team	Yamaha YZF R1	1'41.102	0.811	0.206	25	157,492	271,8
6	40 R. RAMOS	ESP	Team Kawasaki Go Eleven	Kawasaki ZX-10RR	1'41.191	0.900	0.089	23	157,354	268,5
7	7 C. DAVIES	GBR	Aruba.it Racing - Ducati	Ducati Panigale R	1'41.204	0.913	0.013	25	157,334	273,8
8	81 J. TORRES	ESP	Althea BMW Racing Team	BMW S 1000 RR	1'41.330	1.039	0.126	22	157,138	271,1
9	66 T. SYKES	GBR	Kawasaki Racing Team	Kawasaki ZX-10RR	1'41.337	1.046	0.007	23	157,127	271,8
10	32 L. SAVADORI	ITA	Milwaukee Aprilia	Aprilia RSV4 RF	1'41.432	1.141	0.095	18	156,980	269,8
11	12 X. FORÉS	ESP	BARNI Racing Team	Ducati Panigale R	1'41.957	1.666	0.525	20	156,172	271,8
12	35 R. DE ROSA	ITA	Althea BMW Racing Team	BMW S 1000 RR	1'42.053	1.762	0.096	17	156,025	269,8
13	05 S. GUINTOLI	FRA	Kawasaki Puccetti Racing	Kawasaki ZX-10RR	1'42.065	1.774	0.012	24	156,006	271,1
14	36 L. MERCADO	ARG	IODARacing	Aprilia RSV4 RF	1'42.358	2.067	0.293	21	155,560	271,1
15	84 R. RUSSO	ITA	Pedercini Racing SC-Project	Kawasaki ZX-10RR	1'42.394	2.103	0.036	18	155,505	269,8
16	121 A. ANDREOZZI	ITA	Guandalini Racing	Yamaha YZF R1	1'42.573	2.282	0.179	20	155,234	267,2
17	2 L. CAMIER	GBR	MV Agusta Reparto Corse	MV Agusta 1000 F4	1'42.574	2.283	0.001	18	155,232	264,6
18	37 O. JEZEK	CZE	Grillini Racing Team	Kawasaki ZX-10RR	1'42.886	2.595	0.312	23	154,762	267,8
19	72 T. TAKAHASHI	JPN	Red Bull Honda World Superbike Team	Honda CBR1000RR	1'43.402	3.111	0.516	28	153,989	267,8
20	34 D. GIUGLIANO	ITA	Red Bull Honda World Superbike Team	Honda CBR1000RR	1'43.402	3.111	0.000	15	153,989	269,8
21	86 A. BADOVINI	ITA	Grillini Racing Team	Kawasaki ZX-10RR	1'43.771	3.480	0.369	14	153,442	267,2
----- Out 107% in this Session -----										
22	99 D. SCHMITTER	SUI	eighty one HPC-Power Suzuki Racing	Suzuki GSX-R1000	1'59.019	18.728	15.248	5	133,784	261,5

Qualifying Lap Time (107% of 1'40.291): 1'47.312

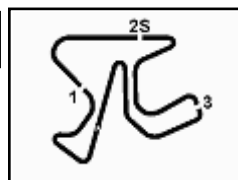
AIR	Humidity:	87%	Temp:	19°C
TRACK	Condition:	Dry	Temp:	21°C

Records	Pole (SP2)	2016 T.Sykes	1'39.190	160,530 Km/h
	Race (RACE1)	2015 J.Rea	1'41.136	157,440 Km/h
	Circuit (SP2)	2016 T.Sykes	1'39.190	160,530 Km/h

Start 20/10/2017 09:45 End 10:46 The results are provisional until the end of the time limit for protests and appeals and the completion of the technical checks.

These data/results cannot be reproduced, stored and/or transmitted in whole or in part by any manner of electronic, mechanical, photocopying, recording, broadcasting or otherwise now known or herein after developed without the previous express consent by the copyright owner, except for reproduction in daily press and regular printed publications on sale to the public within 60 days of the event related to those data/results and always provided that copyright symbol appears together as follows below.

© DORNA WSBK ORGANIZATION Srl 2017


Spanish Round, 20-21-22 October 2017
World Superbike - Results Free Practice 1st Session
Session Highlights

Local Time	No. Rider	Description
09.45.00		Start
09.53.12		WorldSBK Pit Intervention Time: 54secs
09.54.17	84 R. RUSSO	Technical Problem - Turn 6
09.54.30	84 R. RUSSO	Stop - Technical Problem
10.35.28	34 D. GIUGLIANO	On the Gravel - Turn 13
10.35.51	34 D. GIUGLIANO	Re-joined
10.36.40	35 R. DE ROSA	Crashed - Turn 1
10.39.57	86 A. BADOVINI	Crashed - Turn 1
10.46.57		End Of Session

Fastest Laps Sequence

No. Rider	Nat	Team	Bike	Local Time	Time	Gap	Avg
1 J. REA	GBR	Kawasaki Racing Team	Kawasaki ZX-10RR	09:48'39.836	1'42.782		154,918
1 J. REA	GBR	Kawasaki Racing Team	Kawasaki ZX-10RR	09:50'21.757	1'41.921	-0.861	156,227
1 J. REA	GBR	Kawasaki Racing Team	Kawasaki ZX-10RR	09:52'03.277	1'41.520	-0.401	156,844
40 R. RAMOS	ESP	Team Kawasaki Go Eleven	Kawasaki ZX-10RR	10:23'40.286	1'41.459	-0.061	156,938
66 T. SYKES	GBR	Kawasaki Racing Team	Kawasaki ZX-10RR	10:35'28.359	1'41.337	-0.122	157,127
81 J. TORRES	ESP	Althea BMW Racing Team	BMW S 1000 RR	10:36'27.854	1'41.330	-0.007	157,138
60 M. VAN DER MARK	NED	Pata Yamaha Official WorldSBK Team	Yamaha YZF R1	10:37'57.175	1'41.102	-0.228	157,492
33 M. MELANDRI	ITA	Aruba.it Racing - Ducati	Ducati Panigale R	10:38'44.688	1'40.893	-0.209	157,819
1 J. REA	GBR	Kawasaki Racing Team	Kawasaki ZX-10RR	10:41'31.059	1'40.598	-0.295	158,281
1 J. REA	GBR	Kawasaki Racing Team	Kawasaki ZX-10RR	10:45'02.454	1'40.291	-0.307	158,766

20/10/2017 Start End The results are provisional until the end of the time limit for protests and appeals
 09.45 10:46 and the completion of the technical checks.

These data/results cannot be reproduced, stored and/or transmitted in whole or in part by any manner of electronic, mechanical, photocopying, recording, broadcasting or otherwise now known or herein after developed without the previous express consent by the copyright owner, except for reproduction in daily press and regular printed publications on sale to the public within 60 days of the event related to those data/results and always provided that copyright symbol appears together as follows below.

© DORNA WSBK ORGANIZATION Srl 2017

Spanish Round, 20-21-22 October 2017

World Superbike - Best Sector & Speed Free Practice 1st Session

Jerez 4.423 m

BEST LAP			
1	1 J. REA	Kawasaki ZX-10RR	1'40.291
2	22 A. LOWES	Yamaha YZF R1	1'40.891
3	33 M. MELANDRI	Ducati Panigale R	1'40.893
4	50 E. LAVERTY	Aprilia RSV4 RF	1'40.896
5	60 M. VAN DER MARK	Yamaha YZF R1	1'41.102
6	40 R. RAMOS	Kawasaki ZX-10RR	1'41.191
7	7 C. DAVIES	Ducati Panigale R	1'41.204
8	81 J. TORRES	BMW S 1000 RR	1'41.330
9	66 T. SYKES	Kawasaki ZX-10RR	1'41.337
10	32 L. SAVADORI	Aprilia RSV4 RF	1'41.432
11	12 X. FORÉS	Ducati Panigale R	1'41.957
12	35 R. DE ROSA	BMW S 1000 RR	1'42.053
13	05 S. GUINTOLI	Kawasaki ZX-10RR	1'42.065
14	36 L. MERCADO	Aprilia RSV4 RF	1'42.358
15	84 R. RUSSO	Kawasaki ZX-10RR	1'42.394
16	121 A. ANDREOZZI	Yamaha YZF R1	1'42.573
17	2 L. CAMIER	MV Agusta 1000 F4	1'42.574
18	37 O. JEZEK	Kawasaki ZX-10RR	1'42.886
19	72 T. TAKAHASHI	Honda CBR1000RR	1'43.402
20	34 D. GIUGLIANO	Honda CBR1000RR	1'43.402
21	86 A. BADOVINI	Kawasaki ZX-10RR	1'43.771
22	99 D. SCHMITTER	Suzuki GSX-R1000	1'59.019

SPEED			
1	22 A. LOWES	Yamaha YZF R1	275,8
2	33 M. MELANDRI	Ducati Panigale R	275,1
3	7 C. DAVIES	Ducati Panigale R	273,8
4	1 J. REA	Kawasaki ZX-10RR	273,1
5	12 X. FORÉS	Ducati Panigale R	271,8
6	60 M. VAN DER MARK	Yamaha YZF R1	271,8
7	66 T. SYKES	Kawasaki ZX-10RR	271,8
8	81 J. TORRES	BMW S 1000 RR	271,1
9	36 L. MERCADO	Aprilia RSV4 RF	271,1
10	50 E. LAVERTY	Aprilia RSV4 RF	271,1
11	05 S. GUINTOLI	Kawasaki ZX-10RR	271,1
12	34 D. GIUGLIANO	Honda CBR1000RR	269,8
13	84 R. RUSSO	Kawasaki ZX-10RR	269,8
14	35 R. DE ROSA	BMW S 1000 RR	269,8
15	32 L. SAVADORI	Aprilia RSV4 RF	269,8
16	40 R. RAMOS	Kawasaki ZX-10RR	268,5
17	72 T. TAKAHASHI	Honda CBR1000RR	267,8
18	37 O. JEZEK	Kawasaki ZX-10RR	267,8
19	86 A. BADOVINI	Kawasaki ZX-10RR	267,2
20	121 A. ANDREOZZI	Yamaha YZF R1	267,2
21	2 L. CAMIER	MV Agusta 1000 F4	264,6
22	99 D. SCHMITTER	Suzuki GSX-R1000	261,5

SEG. 1			SEG. 2			SEG. 3			SEG. 4		
1	1 J. REA	25.560	1	1 J. REA	14.054	1	1 J. REA	28.703	1	1 J. REA	31.949
2	50 E. LAVERTY	25.595	2	22 A. LOWES	14.184	2	33 M. MELANDRI	28.756	2	60 M. VAN DER MARK	32.010
3	22 A. LOWES	25.704	3	60 M. VAN DER MARK	14.220	3	50 E. LAVERTY	28.815	3	40 R. RAMOS	32.020
4	33 M. MELANDRI	25.754	4	66 T. SYKES	14.227	4	22 A. LOWES	28.847	4	32 L. SAVADORI	32.066
5	60 M. VAN DER MARK	25.765	5	50 E. LAVERTY	14.233	5	40 R. RAMOS	28.915	5	33 M. MELANDRI	32.067
6	40 R. RAMOS	25.810	6	81 J. TORRES	14.258	6	66 T. SYKES	28.932	6	22 A. LOWES	32.086
7	32 L. SAVADORI	25.827	7	7 C. DAVIES	14.263	7	81 J. TORRES	28.956	7	7 C. DAVIES	32.122
8	66 T. SYKES	25.832	8	12 X. FORÉS	14.272	8	7 C. DAVIES	28.969	8	81 J. TORRES	32.138
9	7 C. DAVIES	25.845	9	35 R. DE ROSA	14.276	9	60 M. VAN DER MARK	29.026	9	66 T. SYKES	32.237
10	81 J. TORRES	25.856	10	40 R. RAMOS	14.281	10	32 L. SAVADORI	29.057	10	12 X. FORÉS	32.246
11	84 R. RUSSO	25.987	11	05 S. GUINTOLI	14.292	11	2 L. CAMIER	29.098	11	50 E. LAVERTY	32.253
12	36 L. MERCADO	26.034	12	33 M. MELANDRI	14.316	12	12 X. FORÉS	29.222	12	05 S. GUINTOLI	32.383
13	05 S. GUINTOLI	26.089	13	32 L. SAVADORI	14.356	13	35 R. DE ROSA	29.225	13	36 L. MERCADO	32.407
14	12 X. FORÉS	26.091	14	36 L. MERCADO	14.393	14	05 S. GUINTOLI	29.250	14	35 R. DE ROSA	32.445
15	35 R. DE ROSA	26.107	15	121 A. ANDREOZZI	14.425	15	121 A. ANDREOZZI	29.320	15	84 R. RUSSO	32.465
16	121 A. ANDREOZZI	26.115	16	37 O. JEZEK	14.454	16	84 R. RUSSO	29.382	16	37 O. JEZEK	32.564
17	2 L. CAMIER	26.118	17	84 R. RUSSO	14.469	17	36 L. MERCADO	29.415	17	121 A. ANDREOZZI	32.586
18	37 O. JEZEK	26.223	18	34 D. GIUGLIANO	14.490	18	37 O. JEZEK	29.486	18	34 D. GIUGLIANO	32.590
19	72 T. TAKAHASHI	26.414	19	2 L. CAMIER	14.520	19	72 T. TAKAHASHI	29.566	19	2 L. CAMIER	32.590
20	86 A. BADOVINI	26.423	20	72 T. TAKAHASHI	14.540	20	34 D. GIUGLIANO	29.610	20	86 A. BADOVINI	32.685
21	34 D. GIUGLIANO	26.438	21	86 A. BADOVINI	14.672	21	86 A. BADOVINI	29.876	21	72 T. TAKAHASHI	32.733
22	99 D. SCHMITTER	28.277	22	99 D. SCHMITTER	15.234	22	99 D. SCHMITTER	32.971	22	99 D. SCHMITTER	35.783

20/10/2017

These data/results cannot be reproduced, stored and/or transmitted in whole or in part by any manner of electronic, mechanical, photocopying, recording, broadcasting or otherwise now known or herein after developed without the previous express consent by the copyright owner, except for reproduction in daily press and regular printed publications on sale to the public within 60 days of the event related to those data/results and always provided that copyright symbol appears together as follows below.

© DORNA WSBK ORGANIZATION Srl 2017

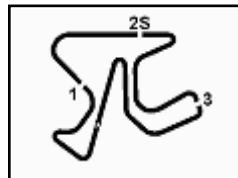
FICR PERUGIA TIMING



Official Tyre Supplier



Official Timekeeper



Spanish Round, 20-21-22 October 2017

World Superbike - Ideal Times Free Practice 1st Session

Jerez 4.423 m

Rider No.	Nat	Bike	Seg. 1 Diff. 1	Seg. 2 Diff. 2	Seg. 3 Diff. 3	Seg. 4 Diff. 4	Ideal Time			
							Best Lap	Pos.	Diff.	
1	1 J. REA	GBR	Kawasaki ZX-10RR	25.560	14.054 0.025	28.703	31.949	1'40.266 1'40.291	1	0.025
2	22 A. LOWES	GBR	Yamaha YZF R1	25.704	14.184	28.847 0.070	32.086	1'40.821 1'40.891	2	0.070
3	33 M. MELANDRI	ITA	Ducati Panigale R	25.754	14.316	28.756	32.067	1'40.893 1'40.893	3	
4	50 E. LAVERTY	IRL	Aprilia RSV4 RF	25.595	14.233	28.815	32.253	1'40.896 1'40.896	4	
5	60 M. VAN DER MARK	NED	Yamaha YZF R1	25.765 0.043	14.220 0.038	29.026	32.010	1'41.021 1'41.102	5	0.081
6	40 R. RAMOS	ESP	Kawasaki ZX-10RR	25.810 0.003	14.281	28.915	32.020 0.162	1'41.026 1'41.191	6	0.165
7	7 C. DAVIES	GBR	Ducati Panigale R	25.845	14.263	28.969 0.005	32.122	1'41.199 1'41.204	7	0.005
8	81 J. TORRES	ESP	BMW S 1000 RR	25.856 0.116	14.258 0.006	28.956	32.138	1'41.208 1'41.330	8	0.122
9	66 T. SYKES	GBR	Kawasaki ZX-10RR	25.832 0.077	14.227 0.032	28.932	32.237	1'41.228 1'41.337	9	0.109
10	32 L. SAVADORI	ITA	Aprilia RSV4 RF	25.827	14.356 0.126	29.057	32.066	1'41.306 1'41.432	10	0.126
11	12 X. FORÉS	ESP	Ducati Panigale R	26.091	14.272 0.018	29.222 0.065	32.246 0.043	1'41.831 1'41.957	11	0.126
12	05 S. GUINTOLI	FRA	Kawasaki ZX-10RR	26.089 0.015	14.292	29.250	32.383 0.036	1'42.014 1'42.065	13	0.051
13	35 R. DE ROSA	ITA	BMW S 1000 RR	26.107	14.276	29.225	32.445	1'42.053 1'42.053	12	
14	36 L. MERCADO	ARG	Aprilia RSV4 RF	26.034	14.393	29.415 0.032	32.407 0.077	1'42.249 1'42.358	14	0.109
15	84 R. RUSSO	ITA	Kawasaki ZX-10RR	25.987	14.469	29.382 0.091	32.465	1'42.303 1'42.394	15	0.091
16	2 L. CAMIER	GBR	MV Agusta 1000 F4	26.118 0.180	14.520	29.098 0.068	32.590	1'42.326 1'42.574	17	0.248
17	121 A. ANDREOZZI	ITA	Yamaha YZF R1	26.115	14.425	29.320 0.111	32.586 0.016	1'42.446 1'42.573	16	0.127
18	37 O. JEZEK	CZE	Kawasaki ZX-10RR	26.223 0.029	14.454 0.130	29.486	32.564	1'42.727 1'42.886	18	0.159
19	34 D. GIUGLIANO	ITA	Honda CBR1000RR	26.438 0.145	14.490	29.610 0.129	32.590	1'43.128 1'43.402	20	0.274
20	72 T. TAKAHASHI	JPN	Honda CBR1000RR	26.414	14.540 0.062	29.566	32.733 0.087	1'43.253 1'43.402	19	0.149
21	86 A. BADOVINI	ITA	Kawasaki ZX-10RR	26.423	14.672	29.876 0.115	32.685	1'43.656 1'43.771	21	0.115
22	99 D. SCHMITTER	SUI	Suzuki GSX-R1000	28.277	15.234	32.971 1.949	35.783 4.805	1'52.265 1'59.019	22	6.754
Overall Ideal Time				25.560	14.054	28.703	31.949	1'40.266		

20/10/2017

These data/results cannot be reproduced, stored and/or transmitted in whole or in part by any manner of electronic, mechanical, photocopying, recording, broadcasting or otherwise now known or herein after developed without the previous express consent by the copyright owner, except for reproduction in daily press and regular printed publications on sale to the public within 60 days of the event related to those data/results and always provided that copyright symbol appears together as follows below.

© DORNA WSBK ORGANIZATION Srl 2017

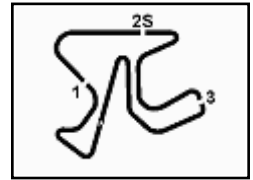
PIRELLI PERUGIA TIMING



Official Tyre Supplier



Official Timekeeper



Spanish Round, 20-21-22 October 2017

World Superbike - Chronological Analysis Free Practice 1st Session

Jerez 4.423 m

1 / 5

1° 1 J. REA (1'40.291)							
Lap	Seg.1	Seg.2	Seg.3	Seg.4	Lap Time	km/h	Local Time
1	33.166	15.486	32.063	33.528	1'54.243P	253,2	9:45'02.811
2	26.443	14.359	29.440	32.540	1'42.782	269,8	9:48'39.836
3	26.268	14.308	29.161	32.184	1'41.921	269,1	9:50'21.757
4	25.820	14.199	29.051	32.450	1'41.520	268,5	9:52'03.277
5	26.000	14.327	29.147	32.607	1'42.081	269,8	9:53'45.358
6	25.856	14.297	29.101	32.390	1'41.644	271,1	9:55'27.002
7	27.979	15.076	30.588	18'16.892	19'30.535P	267,2	10:14'57.537
8	33.041	14.539	31.044	33.168	1'51.792P	267,8	10:16'49.329
9	26.081	14.299	29.221	32.239	1'41.840	269,1	10:18'31.169
10	26.117	14.335	30.963	33.048	1'44.463	268,5	10:20'15.632
11	25.934	14.295	29.143	32.355	1'41.727	269,1	10:21'57.359
12	25.990	14.260	29.044	32.360	1'41.654	271,8	10:23'39.013
13	26.032	14.308	29.104	32.356	1'41.800	269,8	10:25'20.813
14	25.911	14.296	29.036	32.256	1'41.499	269,1	10:27'02.312
15	27.761	14.857	30.126	9'43.630	10'56.374P	264,6	10:37'58.686
16	32.292	14.381	29.480	35.622	1'51.775P	268,5	10:39'50.461
17	25.771	14.054	28.775	31.998	1'40.598	273,1	10:41'31.059
18	34.294	14.515	29.842	32.453	1'51.104	269,1	10:43'22.163
19	25.560	14.079	28.703	31.949	1'40.291	272,4	10:45'02.454

13	25.845	14.382	28.839	33.929	1'42.995	273,8	10:42'10.126
14	27.574	14.771	29.411	32.776	1'44.532	271,1	10:43'54.658
15	25.902	14.370	28.868	32.223	1'41.363	273,8	10:45'36.021

2° 22 A. LOWES (1'40.891)							
Lap	Seg.1	Seg.2	Seg.3	Seg.4	Lap Time	km/h	Local Time
1	36.482	15.056	32.182	33.434	1'57.154P	262,7	9:45'57.516
2	26.839	14.420	29.512	32.731	1'43.502	269,8	9:49'38.172
3	26.217	14.639	36.977	33.193	1'51.026	269,1	9:51'29.198
4	26.194	14.273	29.078	32.406	1'41.951	271,1	9:53'11.149
5	26.083	14.261	28.962	32.331	1'41.637	272,4	9:54'52.786
6	26.067	14.318	29.188	32.445	1'42.018	269,8	9:56'34.804
7	27.661	15.352	34.826	8'26.451	9'44.290P	250,3	10:06'19.094
8	33.421	14.681	29.496	33.001	1'50.599P	265,9	10:08'09.693
9	26.544	14.442	29.238	32.684	1'42.908	269,1	10:09'52.601
10	26.232	14.401	29.095	32.618	1'42.346	269,1	10:11'34.947
11	26.217	14.483	29.154	32.597	1'42.451	269,1	10:13'17.398
12	26.204	14.444	31.796	5'12.572	6'25.016P	269,1	10:19'42.414
13	35.419	14.567	29.518	32.880	1'52.384P	269,8	10:21'34.798
14	26.140	14.390	29.230	32.580	1'42.340	271,8	10:23'17.138
15	26.474	14.641	29.547	32.659	1'43.321	268,5	10:25'00.459
16	26.310	14.482	29.386	32.709	1'42.887	269,8	10:26'43.346
17	29.508	15.364	31.521	8'27.162	9'43.555P	260,9	10:36'26.901
18	35.491	14.916	31.197	32.944	1'54.548P	264,0	10:38'21.449
19	26.211	14.337	29.052	32.240	1'41.840	269,8	10:40'03.289
20	25.704	14.184	28.917	32.086	1'40.891	271,1	10:41'44.180
21	25.752	14.264	28.847	32.240	1'41.103	271,1	10:43'25.283
22	26.219	14.242	29.593	32.469	1'42.523	275,8	10:45'07.806

4° 50 E. LAVERTY (1'40.896)							
Lap	Seg.1	Seg.2	Seg.3	Seg.4	Lap Time	km/h	Local Time
1	38.855	16.938	34.034	36.917	2'06.744P	238,5	9:47'34.959
2	28.458	15.249	30.775	33.878	1'48.360	267,8	9:49'23.319
3	26.800	14.566	29.744	32.856	1'43.966	269,8	9:51'07.285
4	26.204	14.430	29.836	32.662	1'43.132	269,8	9:52'50.417
5	26.098	14.397	29.270	32.476	1'42.241	269,8	9:54'32.658
6	26.199	14.385	29.104	32.534	1'42.222	269,1	9:56'14.880
7	26.011	14.313	29.100	33.193	1'42.617	271,1	9:57'57.497
8	26.047	14.525	29.520	32.909	1'43.001	266,5	9:59'40.498
9	27.371	14.668	30.934	10'45.306	11'58.279P	266,5	10:11'38.777
10	36.454	15.533	31.307	34.690	1'57.984P	258,5	10:13'36.761
11	26.297	14.455	29.359	32.543	1'42.654	269,1	10:15'19.415
12	25.915	14.348	29.025	32.879	1'42.167	269,8	10:17'01.582
13	26.189	15.367	31.570	33.876	1'47.002	241,6	10:18'48.584
14	26.876	17.882	31.472	7'25.306	8'41.536P	185,7	10:27'30.120
15	36.271	15.140	30.589	35.173	1'57.173P	264,6	10:29'27.293
16	26.090	14.423	29.223	32.415	1'42.151	269,8	10:31'09.444
17	25.841	14.345	29.301	32.412	1'41.899	271,1	10:32'51.343
18	27.289	14.934	31.556	5'19.457	6'33.236P	260,3	10:39'24.579
19	34.678	15.363	30.858	34.037	1'54.936P	255,5	10:41'19.515
20	25.747	14.317	28.931	32.464	1'41.459	265,9	10:43'00.974
21	25.595	14.233	28.815	32.253	1'40.896	270,4	10:44'41.870

3° 33 M. MELANDRI (1'40.893)							
Lap	Seg.1	Seg.2	Seg.3	Seg.4	Lap Time	km/h	Local Time
1	36.364	15.727	33.206	35.730	2'01.027P	235,9	9:47'09.609
2	28.808	14.961	30.612	33.348	1'47.729	269,1	9:48'57.338
3	26.877	14.679	29.962	32.890	1'44.408	269,8	9:50'41.746
4	26.435	14.466	29.235	32.602	1'42.738	271,8	9:52'24.484
5	26.797	14.456	29.474	32.834	1'43.561	274,5	9:54'08.045
6	26.096	14.358	29.043	32.312	1'41.809	274,5	9:55'49.854
7	27.647	15.427	30.860	33'57.335	35'11.269P	262,7	10:31'01.123
8	36.399	15.984	31.063	1'05.761	2'29.207P	212,8	10:33'30.330
9	32.867	14.851	29.945	32.699	1'50.362P	272,4	10:35'20.692
10	25.825	15.402	29.493	32.383	1'43.103	268,5	10:37'03.795
11	25.754	14.316	28.756	32.067	1'40.893	274,5	10:38'44.688
12	25.888	14.355	29.676	32.524	1'42.443	275,1	10:40'27.131

5° 60 M. VAN DER MARK (1'41.102)							
Lap	Seg.1	Seg.2	Seg.3	Seg.4	Lap Time	km/h	Local Time
1	33.146	15.570	32.015	33.609	1'54.340P	257,3	9:47'17.072
2	27.028	14.636	30.201	32.850	1'44.715	267,8	9:49'01.787
3	26.550	14.489	29.605	32.714	1'43.358	266,5	9:50'45.145
4	26.257	14.448	29.602	32.581	1'42.888	271,8	9:52'28.033
5	26.627	14.476	29.622	32.769	1'43.494	271,8	9:54'11.527
6	26.170	14.440	29.682	32.558	1'42.850	268,5	9:55'54.377
7	26.393	14.510	29.312	32.904	1'43.119	268,5	9:57'37.496
8	26.745	15.251	29.791	8'28.056	9'39.843P	250,9	10:07'17.339
9	36.219	16.606	33.551	33.098	1'59.474P	239,5	10:09'16.813
10	26.482	14.484	29.716	32.754	1'43.436	271,1	10:11'00.249
11	26.508	14.564	29.576	32.724	1'43.372	267,8	10:12'43.621
12	26.262	14.537	29.560	32.703	1'43.062	267,8	10:14'26.683
13	28.430	14.416	30.932	7'03.480	8'17.258P	270,4	10:22'43.941
14	31.471	14.890	29.896	32.905	1'49.162P	267,2	10:24'33.103
15	26.201	14.542	29.450	32.635	1'42.828	267,8	10:26'15.931
16	26.097	14.637	29.492	32.642	1'42.868	267,2	10:27'58.799
17	26.202	14.587	29.556	32.535	1'42.880	267,8	10:29'41.679
18	28.852	14.524	29.634	3'26.021	4'39.031P	271,1	10:34'20.710
19	36.724	16.475	29.472	32.692	1'55.363P	269,1	10:36'16.073
20	25.808	14.258	29.026	32.010	1'41.102	270,4	10:37'57.175
21	25.765	14.220	29.235	32.091	1'41.311	271,1	10:39'38.486
22	26.228	16.929	30.230	33.416	1'46.803	260,9	10:41'25.289
23	25.780	14.330	29.210	32.187	1'41.507	270,4	10:43'06.796
24	25.781	14.302	29.076	32.317	1'41.476	271,8	10:44'48.272
25	25.868	14.446	29.105	32.256	1'41.675	269,8	10:46'29.947

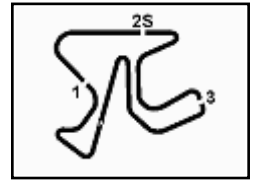
6° 40 R. RAMOS (1'41.191)							
Lap	Seg.1	Seg.2	Seg.3	Seg.4	Lap Time	km/h	Local Time
1	32.949	15.331	31.090	33.303	1'52.673P	260,9	9:46'57.261
2	26.458	14.533	29.489	32.559	1'43.039	265,9	9:48'40.300
3	26.073	14.410	29.349	33.095	1'42.927	266,5	9:50'23.227

20/10/2017

P = Pits In/Out - C = Lap-Time Cancelled

These data/results cannot be reproduced, stored and/or transmitted in whole or in part by any manner of electronic, mechanical, photocopying, recording, broadcasting or otherwise now known or herein after developed without the previous express consent by the copyright owner, except for reproduction in daily press and regular printed publications on sale to the public within 60 days of the event related to those data/results and always provided that copyright symbol appears together as follows below.

© DORNA WSBK ORGANIZATION Srl 2017



Spanish Round, 20-21-22 October 2017 World Superbike - Chronological Analysis Free Practice 1st Session

Jerez 4.423 m

2 / 5

4	26.116	14.505	29.370	32.373	1'42.364	261,5	9:52'05.591	12	26.049	14.351	29.302	32.362	1'42.064	269,1	10:17'09.969
5	26.654	15.202	29.428	32.650	1'43.934	262,7	9:53'49.525	13	25.973	14.325	29.504	32.461	1'42.263	270,4	10:18'52.232
6	26.661	14.884	30.083	32.559	1'44.187	263,4	9:55'33.712	14	26.139	14.549	29.542	10'56.874	12'07.104P	266,5	10:30'59.336
7	26.908	14.553	29.550	32.478	1'43.489	263,4	9:57'17.201	15	34.693	17.610	30.063	33.045	1'55.411P	258,5	10:32'54.747
8	26.319	14.568	29.615	12'08.563	13'19.065P	262,7	10:10'36.266	16	29.716	17.307	31.149	33.605	1'51.777	254,3	10:34'46.524
9	30.520	14.644	29.922	32.991	1'48.077P	261,5	10:12'24.343	17	25.972	14.264	28.956	32.138	1'41.330	270,4	10:36'27.854
10	26.377	14.528	30.793	32.748	1'44.446	265,3	10:14'08.789	18	25.918	14.258	29.053	32.521	1'41.750	271,1	10:38'09.604
11	26.365	14.750	30.064	4'51.285	6'02.464P	261,5	10:20'11.253	19	25.956	14.331	28.986	32.318	1'41.591	269,8	10:39'51.195
12	31.383	14.516	29.379	32.296	1'47.574P	267,8	10:21'58.827	20	25.949	14.315	29.037	32.219	1'41.520	269,1	10:41'32.715
13	25.988	14.288	29.163	32.200	1'41.459	268,5	10:23'40.286	21	25.856	14.806	29.886	32.492	1'43.040	265,9	10:43'15.755
14	25.849	14.385	29.202	32.267	1'41.703	267,2	10:25'21.989	22	25.890	14.376	29.288	35.244	1'44.808	267,8	10:45'00.563

9° 66 T. SYKES (1'41.337)

Lap	Seg.1	Seg.2	Seg.3	Seg.4	Lap Time	km/h	Local Time
1	37.399	20.945	35.262	35.944	2'09.550P	219,6	9:45'31.620
2	42.581	15.075	30.433	34.465	2'02.554	264,6	9:49'43.724
3	26.474	14.535	29.483	32.557	1'43.049	267,8	9:51'26.773
4	33.703	14.720	30.131	33.086	1'51.640	271,8	9:53'18.413
5	26.100	14.344	29.068	32.413	1'41.925	271,1	9:55'00.338
6	26.733	14.763	30.251	34.217	1'45.964	267,8	9:56'46.302
7	26.025	14.254	29.203	32.516	1'41.998	270,4	9:58'28.300
8	28.459	14.494	30.767	37.186	1'50.906	266,5	10:00'19.206
9	25.976	14.227	29.243	32.459	1'41.905	271,1	10:02'01.111
10	26.927	14.612	29.920	9'35.404	10'46.863P	267,8	10:12'47.974
11	33.911	14.731	30.601	33.218	1'52.461P	266,5	10:14'40.435
12	26.426	14.453	29.688	3'14.067	4'24.634P	267,2	10:19'05.069
13	33.561	14.744	30.629	34.016	1'52.950P	265,9	10:20'58.019
14	26.122	14.396	29.330	32.666	1'42.514	270,4	10:22'40.533
15	27.785	14.865	30.590	8'02.378	9'15.618P	267,2	10:31'56.151
16	32.878	14.880	30.181	32.932	1'50.871P	264,6	10:33'47.022
17	25.909	14.259	28.932	32.237	1'41.337	269,8	10:35'28.359
18	26.820	14.689	30.007	33.224	1'44.740	266,5	10:37'13.099
19	25.832	14.345	29.093	32.272	1'41.542	268,5	10:38'54.641
20	29.711	14.734	30.166	33.780	1'48.391	265,3	10:40'43.032
21	25.977	14.442	29.093	32.466	1'41.978	268,5	10:42'25.010
22	26.788	14.948	29.908	35.836	1'47.480	256,1	10:44'12.490
23	26.018	14.305	29.102	32.431	1'41.856	270,4	10:45'54.346

10° 32 L. SAVADORI (1'41.432)

Lap	Seg.1	Seg.2	Seg.3	Seg.4	Lap Time	km/h	Local Time
1	38.886	16.050	35.016	35.151	2'05.103P	240,0	9:47'20.852
2	26.936	14.549	30.134	32.809	1'44.428	269,1	9:49'05.280
3	26.507	14.566	29.862	33.260	1'44.195	269,8	9:50'49.475
4	26.337	14.494	29.719	32.783	1'43.333	269,8	9:52'32.808
5	26.423	14.617	29.746	32.863	1'43.649	265,3	9:54'16.457
6	26.432	14.584	29.559	32.636	1'43.211	269,1	9:55'59.668
7	30.304	15.792	31.371	11'13.709	12'31.176P	258,5	10:08'30.844
8	33.181	15.065	31.168	14'23.754	15'43.168P	253,7	10:24'14.012
9	33.628	14.854	30.925	33.836	1'53.243P	259,1	10:26'07.255
10	26.199	14.594	29.601	32.619	1'43.013	265,3	10:27'50.268
11	26.126	14.553	29.462	32.617	1'42.758	266,5	10:29'33.026
12	26.162	14.549	29.438	32.621	1'42.770	267,8	10:31'15.796
13	27.254	15.015	30.710	4'30.707	5'43.686P	262,7	10:36'59.482
14	35.163	15.582	32.930	32.807	1'56.482P	257,9	10:38'55.964
15	25.827	14.482	29.057	32.066	1'41.432	267,8	10:40'37.396
16	25.830	14.356	29.118	32.204	1'41.508	267,8	10:42'18.904
17	25.845	14.379	29.148	32.182	1'41.554	268,5	10:44'00.458
18	30.410	15.377	30.205	33.250	1'49.242	260,9	10:45'49.700

11° 12 X. FORÉS (1'41.957)

Lap	Seg.1	Seg.2	Seg.3	Seg.4	Lap Time	km/h	Local Time
1	37.605	17.398	35.045	36.258	2'06.306P	209,6	9:47'40.655
2	29.926	15.840	32.488	34.778	1'53.032	241,6	9:49'33.687
3	28.023	17.412	36.398	34.174	1'56.007		9:51'29.694
4	26.789	14.442	29.490	32.922	1'43.643	267,2	9:53'13.337
5	26.210	14.421	29.380	32.668	1'42.679	268,5	9:54'56.016
6	26.316	14.403	29.340	32.824	1'42.883	268,5	9:56'38.899
7	26.338	14.406	29.737	32.808	1'43.289	268,5	9:58'22.188
8	26.130	14.537	31.097	10'32.736	11'44.500P	266,5	10:10'06.688
9	34.015	15.385	30.620	33.092	1'53.112P	261,5	10:11'59.800
10	26.136	14.402	29.123	32.586	1'42.247	268,5	10:13'42.047
11	28.860	14.615	29.672	32.711	1'45.858	267,2	10:15'27.905

7° 7 C. DAVIES (1'41.204)

Lap	Seg.1	Seg.2	Seg.3	Seg.4	Lap Time	km/h	Local Time
1	35.595	15.608	33.153	33.926	1'58.282P	229,1	9:47'51.747
2	26.898	14.544	30.242	36.138	1'47.822	269,1	9:49'39.569
3	26.998	14.458	29.505	32.952	1'43.913	271,8	9:51'23.482
4	26.506	14.464	29.257	32.478	1'42.705	269,8	9:53'06.187
5	29.724	15.421	31.073	34.967	1'51.185	202,3	9:54'57.372
6	26.568	14.331	29.500	32.876	1'43.275	272,4	9:56'40.647
7	26.131	14.753	32.168	36.153	1'49.205	273,8	9:58'29.852
8	26.040	14.379	30.995	35.388	1'46.802	272,4	10:00'16.654
9	26.224	14.357	29.162	32.453	1'42.196	272,4	10:01'58.850
10	28.391	14.786	30.144	9'45.497	10'58.818P	265,3	10:12'57.668
11	31.621	15.133	30.949	33.309	1'51.012P	265,9	10:14'48.680
12	26.130	14.437	29.243	32.395	1'42.205	271,1	10:16'30.885
13	26.266	14.463	29.511	32.525	1'42.765	272,4	10:18'13.650
14	26.195	14.406	29.268	32.417	1'42.286	271,1	10:19'55.936
15	26.171	16.711	30.567	33.330	1'46.779	231,0	10:21'42.715
16	27.489	14.716	29.692	6'46.013	7'57.910P	269,1	10:29'40.625
17	31.791	15.028	30.557	33.580	1'50.956P	267,2	10:31'31.581
18	26.242	14.475	29.225	32.368	1'42.310	269,8	10:33'13.891
19	25.994	14.418	29.389	32.544	1'42.345	269,8	10:34'56.236
20	27.231	14.695	30.233	1'46.727	2'58.886P	269,8	10:37'55.122
21	31.513	15.101	29.887	35.728	1'52.229P	259,1	10:39'47.351
22	25.966	14.366	29.066	32.345	1'41.743	271,8	10:41'29.094
23	32.428	14.660	29.542	32.150	1'48.780	264,0	10:43'17.874
24	25.845	14.263	28.974	32.122	1'41.204	272,4	10:44'59.078
25	25.919	14.318	28.969	32.202	1'41.408	271,1	10:46'40.486

8° 81 J. TORRES (1'41.330)

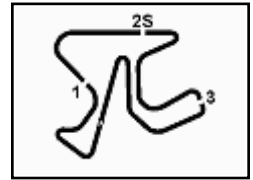
Lap	Seg.1	Seg.2	Seg.3	Seg.4	Lap Time	km/h	Local Time
1	37.605	17.398	35.045	36.258	2'06.306P	209,6	9:47'40.655
2	29.926	15.840	32.488	34.778	1'53.032	241,6	9:49'33.687
3	28.023	17.412	36.398	34.174	1'56.007		9:51'29.694
4	26.789	14.442	29.490	32.922	1'43.643	267,2	9:53'13.337
5	26.210	14.421	29.380	32.668	1'42.679	268,5	9:54'56.016
6	26.316	14.403	29.340	32.824	1'42.883	268,5	9:56'38.899
7	26.338	14.406	29.737	32.808	1'43.289	268,5	9:58'22.188
8	26.130	14.537	31.097	10'32.736	11'44.500P	266,5	10:10'06.688
9	34.015	15.385	30.620	33.092	1'53.112P	261,5	10:11'59.800
10	26.136	14.402	29.123	32.586	1'42.247	268,5	10:13'42.047
11	28.860	14.615	29.672	32.711	1'45.858	267,2	10:15'27.905

20/10/2017 P = Pits In/Out - C = Lap-Time Cancelled

These data/results cannot be reproduced, stored and/or transmitted in whole or in part by any manner of electronic, mechanical, photocopying, recording, broadcasting or otherwise now known or herein after developed without the previous express consent by the copyright owner, except for reproduction in daily press and regular printed publications on sale to the public within 60 days of the event related to those data/results and always provided that copyright symbol appears together as follows below.

© DORNA WSBK ORGANIZATION Srl 2017





Spanish Round, 20-21-22 October 2017

World Superbike - Chronological Analysis Free Practice 1st Session

Jerez 4.423 m

3 / 5

1	34.043	15.568	32.446	34.626	1'56.683P	257,9	9:47'19.919	20	26.189	14.319	29.406	32.383	1'42.297	267,8	10:39'08.470
2	26.999	14.692	30.324	32.978	1'44.993	271,1	9:49'04.912	21	26.089	14.323	29.443	32.964	1'42.819	268,5	10:40'51.289
3	26.512	14.473	30.010	32.698	1'43.693	271,8	9:50'48.605	22	28.149	16.706	34.426	32.973	1'52.254	249,7	10:42'43.543
4	26.297	14.423	29.532	32.636	1'42.888	268,5	9:52'31.493	23	26.104	14.292	29.250	32.419	1'42.065	269,1	10:44'25.608
5	28.961	14.632	30.239	32.797	1'46.629	269,1	9:54'18.122	24	26.648	14.370	29.583	32.507	1'43.108	269,1	10:46'08.716

14° 36 L. MERCADO (1'42.358)

Lap	Seg.1	Seg.2	Seg.3	Seg.4	Lap Time	km/h	Local Time
1	35.371	16.183	33.424	35.143	2'00.121P	262,7	9:47'04.194
2	28.005	14.832	30.410	33.274	1'46.521	269,1	9:48'50.715
3	30.886	17.771	31.472	32.948	1'53.077	193,8	9:50'43.792
4	26.843	14.517	29.959	32.675	1'43.994	269,1	9:52'27.786
5	26.528	14.409	29.728	32.809	1'43.474	271,1	9:54'11.260
6	26.354	20.781	41.711	11'33.329	13'02.175P	10:07'13.435	
7	39.951	16.303	32.802	33.171	2'02.227P	238,5	10:09'15.662
8	26.445	14.573	31.347	32.811	1'45.176	265,9	10:11'00.838
9	26.413	14.407	29.634	32.617	1'43.071	271,1	10:12'43.909
10	26.321	14.456	29.690	32.676	1'43.143	268,5	10:14'27.052
11	26.346	14.677	29.832	32.748	1'43.603	269,1	10:16'10.655
12	26.545	14.664	31.802	8'56.699	10'09.710P	267,2	10:26'20.365
13	34.151	14.875	30.622	32.732	1'52.380P	265,3	10:28'12.745
14	26.064	14.395	29.501	32.434	1'42.394	269,8	10:29'55.139
15	26.051	14.463	29.510	32.407	1'42.431	268,5	10:31'37.570
16	26.034	14.393	29.447	32.484	1'42.358	270,4	10:33'19.928
17	26.143	14.490	33.670	4'22.693	5'36.996P	268,5	10:38'56.924
18	38.152	14.938	30.019	32.919	1'56.028P	268,5	10:40'52.952
19	27.378	14.489	29.581	33.482	1'44.930	269,1	10:42'37.882
20	26.209	14.489	29.516	32.619	1'42.833	270,4	10:44'20.715
21	26.264	14.416	29.415	32.463	1'42.558	270,4	10:46'03.273

12° 35 R. DE ROSA (1'42.053)

Lap	Seg.1	Seg.2	Seg.3	Seg.4	Lap Time	km/h	Local Time
1	43.621	16.798	34.334	34.791	2'09.544P	205,3	9:47'52.247
2	26.897	14.487	30.094	34.125	1'45.603	265,3	9:49'37.850
3	26.489	14.665	29.768	32.869	1'43.791	264,6	9:51'21.641
4	28.686	14.413	29.882	32.625	1'45.606	269,8	9:53'07.247
5	26.646	14.571	29.704	32.765	1'43.686	266,5	9:54'50.933
6	26.423	14.593	29.719	32.820	1'43.555	264,6	9:56'34.488
7	28.925	15.373	31.521	32.789	1'48.608	254,3	9:58'23.096
8	26.345	14.472	29.628	32.757	1'43.202	267,2	10:00'06.298
9	27.695	15.284	31.169	10'01.209	11'15.357P	249,7	10:11'21.655
10	43.291	15.142	30.587	33.003	2'02.023P	246,9	10:13'23.678
11	26.313	14.504	29.699	32.897	1'43.413	264,6	10:15'07.091
12	26.586	14.682	29.690	32.772	1'43.730	264,0	10:16'50.821
13	26.226	14.548	29.580	32.823	1'43.177	264,0	10:18'33.998
14	26.415	14.638	29.788	33.015	1'43.856	265,3	10:20'17.854
15	28.838	16.239	31.245	10'41.355	11'57.677P	238,5	10:32'15.531
16	40.324	20.555	35.841	36.507	2'13.227P	167,2	10:34'28.758
17	26.107	14.276	29.225	32.445	1'42.053	267,2	10:36'10.811

15° 84 R. RUSSO (1'42.394)

Lap	Seg.1	Seg.2	Seg.3	Seg.4	Lap Time	km/h	Local Time
1	44.380	17.845	34.157	34.405	2'10.787P	209,2	9:45'41.816
2	27.195	14.571	30.090	33.656	1'45.512	265,9	9:47'52.603
3	26.863	14.640	30.159	32.773	1'44.435	262,1	9:51'22.550
4	27.366	14.671	29.919	33.101	1'45.057	269,8	9:53'07.607
5	33.600	25.659	47.799	10'55.809	12'42.867P	10:05'50.474	
6	35.407	15.463	30.566	33.200	1'54.636P	259,1	10:07'45.110
7	26.611	14.623	29.664	32.643	1'43.541	265,3	10:09'28.651
8	26.414	14.585	30.938	6'36.214	7'48.151P	265,3	10:17'16.802
9	32.558	15.132	31.091	33.118	1'51.899P	260,9	10:19'08.701
10	26.537	14.753	29.897	32.999	1'44.186	260,9	10:20'52.887
11	26.589	14.733	29.853	33.051	1'44.226	263,4	10:22'37.113
12	28.038	15.178	30.867	10'51.592	12'05.675P	258,5	10:34'42.788
13	35.077	16.360	32.476	35.797	1'59.710P	224,0	10:36'42.498
14	26.124	14.514	29.382	32.501	1'42.521	262,1	10:38'25.019
15	25.987	14.469	29.473	32.465	1'42.394	264,6	10:40'07.413
16	26.230	14.619	29.521	32.765	1'43.135	263,4	10:41'50.548
17	29.190	15.295	34.377	32.855	1'51.717	259,7	10:43'42.265
18	26.441	14.701	30.188	32.969	1'44.299	263,4	10:45'26.564

13° 05 S. GUINTOLI (1'42.065)

Lap	Seg.1	Seg.2	Seg.3	Seg.4	Lap Time	km/h	Local Time
1	37.483	16.302	34.925	36.299	2'05.009P	252,6	9:47'08.555
2	28.393	15.028	31.529	33.837	1'48.787	262,7	9:48'57.342
3	27.355	14.497	30.568	32.801	1'45.221	270,4	9:50'42.563
4	26.490	14.447	29.631	32.812	1'43.380	270,4	9:52'25.943
5	26.455	14.427	30.354	39.951	1'51.187	269,8	9:54'17.130
6	30.847	20.215	30.902	33.993	1'55.957	167,7	9:56'13.087
7	26.497	14.538	31.880	32.903	1'45.818	267,8	9:57'58.905
8	26.401	14.409	29.656	33.016	1'43.482	270,4	9:59'42.387
9	26.224	14.359	30.052	32.777	1'43.412	271,1	10:01'25.799
10	26.691	14.474	29.746	32.942	1'43.853	269,1	10:03'09.652
11	26.296	14.467	29.622	32.743	1'43.128	268,5	10:04'52.780
12	27.386	14.722	30.727	11'50.574	13'03.409P	265,3	10:17'56.189
13	34.145	14.878	30.795	33.408	1'53.226P	264,6	10:19'49.415
14	26.641	14.608	29.776	32.825	1'43.850	266,5	10:21'33.265
15	26.418	14.467	29.715	32.964	1'43.564	268,5	10:23'16.829
16	27.593	14.636	29.933	32.757	1'44.919	266,5	10:25'01.748
17	26.504	14.455	29.616	32.592	1'43.167	269,1	10:26'44.915
18	26.786	14.629	30.917	7'33.777	8'46.109P	266,5	10:35'31.024
19	35.191	15.123	31.407	33.428	1'55.149P	261,5	10:37'26.173

16° 121 A. ANDREOZZI (1'42.573)

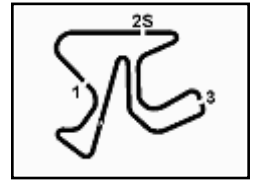
Lap	Seg.1	Seg.2	Seg.3	Seg.4	Lap Time	km/h	Local Time
1	35.226	16.487	33.049	35.110	1'59.872P	237,9	9:47'25.678
2	27.899	15.939	32.615	33.420	1'49.873	252,0	9:49'15.551
3	26.832	14.770	30.013	32.891	1'44.506	263,4	9:51'00.057
4	26.655	14.797	29.676	33.303	1'44.431	264,0	9:52'44.488
5	26.595	14.632	29.615	32.634	1'43.476	264,6	9:54'27.964
6	31.463	16.438	34.131	10'28.136	11'50.168P	232,0	10:06'18.132
7	34.688	14.700	29.804	33.015	1'52.207P	264,6	10:08'10.339
8	26.272	14.439	29.538	32.846	1'43.095	267,2	10:09'53.434

20/10/2017 P = Pits In/Out - C = Lap-Time Cancelled

These data/results cannot be reproduced, stored and/or transmitted in whole or in part by any manner of electronic, mechanical, photocopying, recording, broadcasting or otherwise now known or herein after developed without the previous express consent by the copyright owner, except for reproduction in daily press and regular printed publications on sale to the public within 60 days of the event related to those data/results and always provided that copyright symbol appears together as follows below.

© DORNA WSBK ORGANIZATION Srl 2017



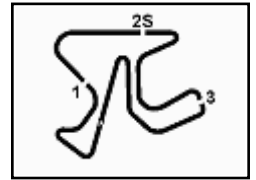


Spanish Round, 20-21-22 October 2017 World Superbike - Chronological Analysis Free Practice 1st Session

Jerez 4.423 m

4 / 5

Lap	Seg.1	Seg.2	Seg.3	Seg.4	Lap Time	km/h	Local Time										
9	26.511	14.543	29.826	33.229	1'44.109	264,0	10:11'37.543										9:45'21.360
10	26.395	14.639	29.752	32.918	1'43.704	263,4	10:13'21.247	1	34.856	15.984	32.982	35.743	1'59.565P	234,4			9:47'20.925
11	29.326	14.546	31.647	11'20.998	12'36.517P	265,9	10:25'57.764	2	27.496	14.672	30.335	33.040	1'45.543	267,8			9:49'06.468
12	36.523	15.021	30.504	33.237	1'55.285P	260,9	10:27'53.049	3	26.583	14.490	29.739	32.590	1'43.402	269,8			9:50'49.870
13	30.379	16.606	30.326	32.932	1'50.243	264,0	10:29'43.292	4	31.134	16.130	31.428	7'44.822	9'03.514P	220,9			9:59'53.384
14	26.326	14.578	29.792	33.221	1'43.917	264,0	10:31'27.209	5	31.615	14.999	30.686	33.473	1'50.773P	256,7			10:01'44.157
15	26.373	14.552	29.923	32.803	1'43.651	264,6	10:33'10.860	6	26.438	14.626	30.002	33.028	1'44.094	267,2			10:03'28.251
16	31.039	16.198	36.645	4'31.869	5'55.751P	226,3	10:39'06.611	7	26.637	14.642	29.863	33.189	1'44.331	265,9			10:05'12.582
17	33.887	18.320	33.742	32.910	1'58.859P	183,9	10:41'05.470	8	26.662	14.614	33.890	7'50.073	9'05.239P	265,3			10:14'17.821
18	26.343	14.449	29.320	32.586	1'42.698	264,6	10:42'48.168	9	33.705	15.390	33.946	33.231	1'56.272P	246,4			10:16'14.093
19	27.084	14.438	31.283	33.087	1'45.892	264,0	10:44'34.060	10	26.624	14.566	29.798	32.978	1'43.966	265,3			10:17'58.059
20	26.115	14.425	29.431	32.602	1'42.573	265,3	10:46'16.633	11	26.498	14.546	29.632	33.109	1'43.785	265,9			10:19'41.844
17° 2 L. CAMIER (1'42.574)								12	26.445	14.643	29.789	32.951	1'43.828	265,9			10:21'25.672
Lap	Seg.1	Seg.2	Seg.3	Seg.4	Lap Time	km/h	Local Time	13	26.562	14.562	29.610	33.133	1'43.867	267,8			10:23'09.539
							9:45'17.730	14	31.665	20.010	35.768	8'48.106	10'15.549P	194,5			10:33'25.088
							9:47'19.085	15	33.131	15.850	34.505	7'24.485	8'47.971P	221,8			10:42'13.059
							9:49'04.681	20° 72 T. TAKAHASHI (1'43.402)									
							9:50'49.107	Lap	Seg.1	Seg.2	Seg.3	Seg.4	Lap Time	km/h	Local Time		
1	37.338	16.397	33.120	34.500	2'01.355P	245,9	9:47'19.085	1	36.913	16.597	34.651	36.372	2'04.533P	202,7			9:45'20.396
2	27.367	15.022	30.182	33.025	1'45.596	261,5	9:49'04.681	2	28.561	15.462	32.688	34.612	1'51.323	249,7			9:49'16.252
3	26.418	14.628	29.911	33.469	1'44.426	263,4	9:50'49.107	3	27.708	15.102	31.315	34.155	1'48.280	257,3			9:51'04.532
4	26.408	14.633	29.601	32.751	1'43.393	264,6	9:52'32.500	4	27.403	14.875	30.739	33.640	1'46.657	264,6			9:52'51.189
5	26.514	15.617	31.838	8'59.640	10'13.609P	263,4	10:02'46.109	5	26.804	14.955	30.153	33.306	1'45.218	264,0			9:54'36.407
6	34.629	15.300	30.710	33.034	1'53.673P	259,1	10:04'39.782	6	27.065	14.842	30.270	33.514	1'45.691	265,3			9:56'22.098
7	26.599	14.794	29.366	33.005	1'43.764	259,1	10:06'23.546	7	27.070	14.808	30.098	33.396	1'45.372	265,3			9:58'07.470
8	26.334	14.595	29.323	32.752	1'43.004	260,9	10:08'06.550	8	26.869	14.683	30.278	32.925	1'44.755	264,6			9:59'52.225
9	26.298	14.520	29.166	32.590	1'42.574	261,5	10:09'49.124	9	26.723	14.667	29.950	33.060	1'44.400	267,2			10:01'36.625
10	26.202	14.534	29.555	34.169	1'44.460	261,5	10:11'33.584	10	26.762	14.686	29.996	32.987	1'44.431	264,0			10:03'21.056
11	31.656	14.878	30.199	32.688	1'49.421	261,5	10:13'23.005	11	26.981	14.813	30.133	34.521	1'46.448	265,3			10:05'07.504
12	26.420	15.266	32.488	7'30.992	8'45.166P	216,1	10:22'08.171	12	26.703	14.682	29.778	33.127	1'44.290	262,7			10:06'51.794
13	34.510	14.817	30.245	32.802	1'52.374P	259,1	10:24'00.545	13	26.695	14.894	31.325	8'55.162	10'08.076P	257,3			10:16'59.870
14	26.118	14.552	29.255	32.798	1'42.723	260,9	10:25'43.268	14	33.906	15.770	31.747	33.498	1'54.921P	260,9			10:18'54.791
15	26.212	14.581	29.098	32.762	1'42.653	261,5	10:27'25.921	15	26.897	14.759	30.071	33.052	1'44.779	260,9			10:20'39.570
16	27.468	14.876	30.671	8'27.751	9'40.766P	258,5	10:37'06.687	16	26.698	14.540	29.863	32.993	1'44.094	267,2			10:22'23.664
17	36.971	19.451	40.695	3'37.168	5'14.285P	166,0	10:42'20.972	17	26.642	14.589	29.745	32.873	1'43.849	267,2			10:24'07.513
18	33.126	14.841	29.656	32.852	1'50.475P	259,7	10:44'11.447	18	26.685	14.788	30.090	33.087	1'44.650	265,3			10:25'52.163
18° 37 O. JEZEK (1'42.886)								19	26.532	14.706	29.812	32.866	1'43.916	267,2			10:27'36.079
Lap	Seg.1	Seg.2	Seg.3	Seg.4	Lap Time	km/h	Local Time	20	26.783	14.612	30.053	32.733	1'44.181	266,5			10:29'20.260
							9:45'14.955	21	26.511	14.639	29.721	33.054	1'43.925	265,9			10:31'04.185
1	37.907	17.162	34.829	35.824	2'05.722P	241,6	9:47'20.677	22	26.570	14.673	29.848	32.874	1'43.965	265,3			10:32'48.150
2	28.398	14.998	31.156	34.069	1'48.621	264,0	9:49'09.298	23	26.603	14.654	29.718	33.061	1'44.036	264,6			10:34'32.186
3	27.582	14.861	30.532	33.354	1'46.329	261,5	9:50'55.627	24	26.720	14.644	29.991	33.378	1'44.733	266,5			10:36'16.919
4	26.692	14.918	30.194	33.079	1'44.883	263,4	9:52'40.510	25	26.682	14.660	30.339	2'21.963	3'33.644P	267,8			10:39'50.563
5	28.419	14.828	30.024	33.288	1'46.559	260,9	9:54'27.069	26	32.395	14.652	30.035	33.008	1'50.090P	265,9			10:41'40.653
6	26.596	14.735	29.894	32.999	1'44.224	260,3	9:56'11.293	27	26.528	14.566	29.667	32.829	1'43.590	265,3			10:43'24.243
7	32.121	15.827	30.322	6'28.123	7'46.393P	223,1	10:03'57.686	28	26.414	14.602	29.566	32.820	1'43.402	264,6			10:45'07.645
8	34.139	16.017	30.883	33.620	1'54.659P	257,3	10:05'52.345	21° 86 A. BADOVINI (1'43.771)									
9	29.761	14.936	29.880	33.007	1'47.584	257,3	10:07'39.929	Lap	Seg.1	Seg.2	Seg.3	Seg.4	Lap Time	km/h	Local Time		
10	26.514	14.620	29.687	32.935	1'43.756	262,1	10:09'23.685	1	40.958	16.626	34.701	3'26.134	4'58.419P	220,0			9:45'38.146
11	28.800	16.080	32.350	7'45.321	9'02.551P	185,4	10:18'26.236	2	43.309	15.604	33.885	35.078	2'07.876P	256,7			9:52'44.441
12	36.646	14.965	31.039	34.862	1'57.512P	259,7	10:20'23.748	3	27.804	14.967	31.129	33.678	1'47.578	264,0			9:54'32.019
13	26.730	14.729	29.899	32.991	1'44.349	258,5	10:22'08.097	4	27.341	14.727	30.307	33.262	1'45.637	267,2			9:56'17.656
14	26.465	14.703	29.709	32.949	1'43.826	259,1	10:23'51.923	5	26.692	14.731	30.261	32.901	1'44.585	260,9			9:58'02.241
15	26.438	14.674	29.814	33.034	1'43.960	254,9	10:25'35.883	6	26.985	14.810	30.370	14'43.892	15'56.057P	262,7			10:13'58.298
16	28.223	15.865	30.674	5'54.749	7'09.511P	243,7	10:32'45.394	7	34.974	17.293	30.465	33.422	1'56.154P	254,3			10:15'54.452
17	37.118	15.136	31.371	34.490	1'58.115P	258,5	10:34'43.509	8	26.712	14.784	30.153	33.142	1'44.791	262,7			10:17'39.243
18	26.252	14.584	29.486	32.564	1'42.886	260,3	10:36'26.395	9	26.480	14.745	30.033	32.790	1'44.048	259,7			10:19'23.291
19	29.026	14.491	29.690	32.868	1'46.075	262,7	10:38'12.470	10	26.423	14.784	29.876	32.937	1'44.020	262,1			



Spanish Round, 20-21-22 October 2017 World Superbike - Chronological Analysis Free Practice 1st Session

13	26.994	15.310	33.358	33.046	1'48.708	250,3	10:37'39.610
14	26.423	14.672	29.991	32.685	1'43.771	259,7	10:39'23.381

22° 99 D. SCHMITTER (1'59.019)							
Lap	Seg.1	Seg.2	Seg.3	Seg.4	Lap Time	km/h	Local Time
							9:45'32.782
1	36.115	16.492	34.837	7'53.605	9'21.049P	249,2	9:54'53.831
2	38.582	16.398	34.990	10'24.342	11'54.312P	246,9	10:06'48.143
3	36.232	17.160	36.777	31'10.790	32'40.959P	221,3	10:39'29.102
4	35.685	16.175	32.971	35.783	2'00.614P	259,1	10:41'29.716
5	28.277	15.234	34.920	40.588	1'59.019	261,5	10:43'28.735

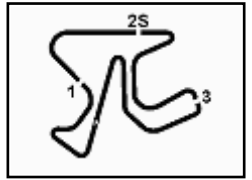
20/10/2017

P = Pits In/Out - C = Lap-Time Cancelled

These data/results cannot be reproduced, stored and/or transmitted in whole or in part by any manner of electronic, mechanical, photocopying, recording, broadcasting or otherwise now known or herein after developed without the previous express consent by the copyright owner, except for reproduction in daily press and regular printed publications on sale to the public within 60 days of the event related to those data/results and always provided that copyright symbol appears together as follows below.

© DORNA WSBK ORGANIZATION Srl 2017

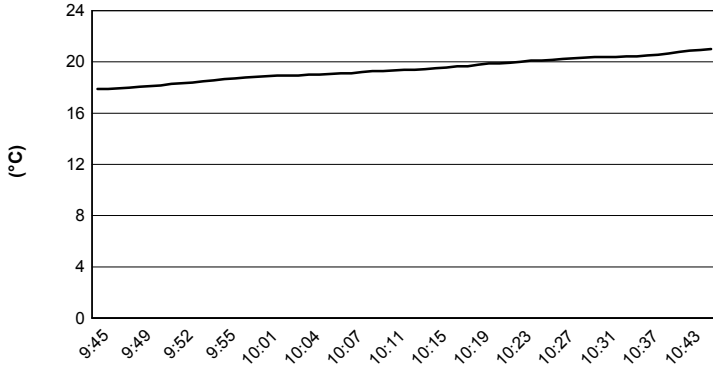




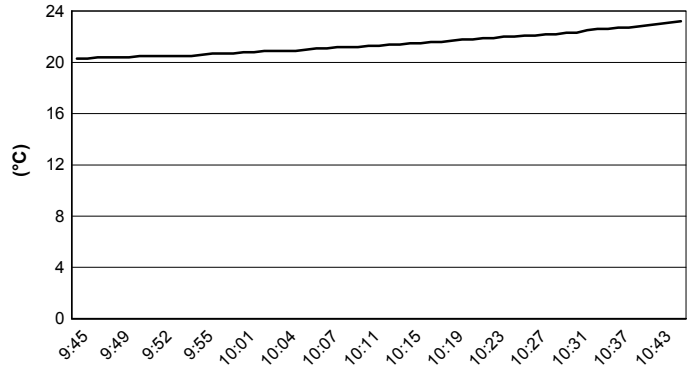
Jerez 4.423 m

Spanish Round, 20-21-22 October 2017
World Superbike - Weather Report Free Practice 1st Session
 Session started 09:45 - Session ended 10:46

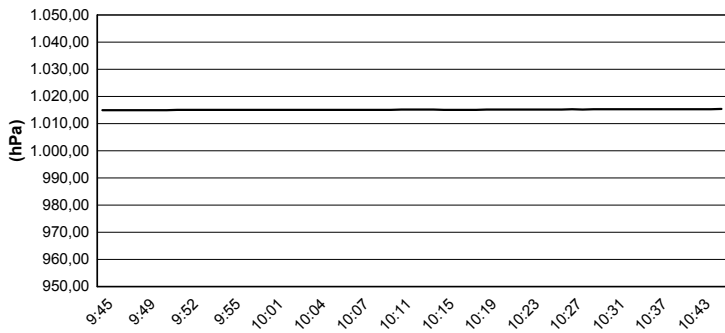
Air Temperature



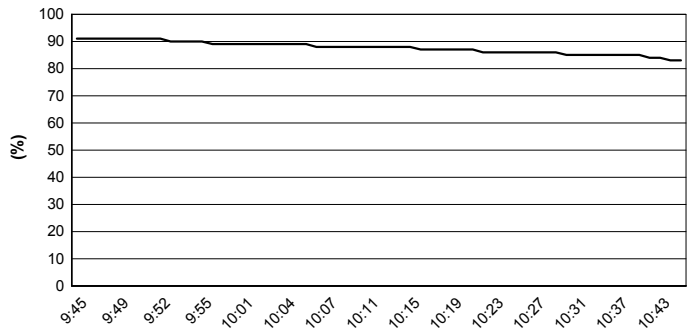
Track Temperature



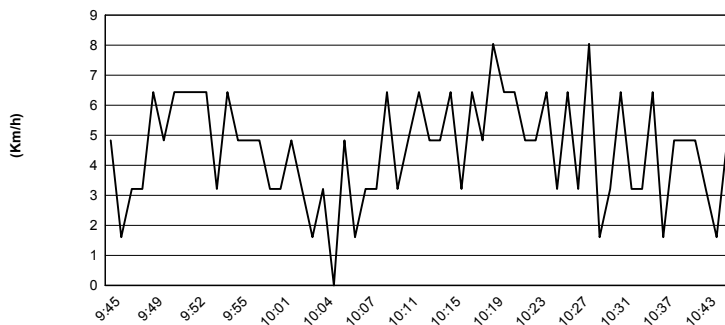
Air Pressure



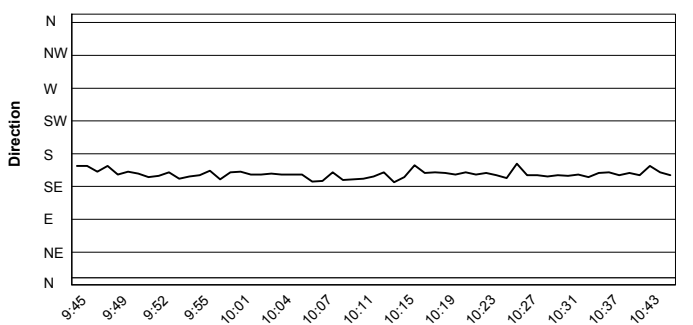
Humidity



Wind Speed



Wind Direction



20/10/2017

These data/results cannot be reproduced, stored and/or transmitted in whole or in part by any manner of electronic, mechanical, photocopying, recording, broadcasting or otherwise now known or herein after developed without the previous express consent by the copyright owner, except for reproduction in daily press and regular printed publications on sale to the public within 60 days of the event related to those data/results and always provided that copyright symbol appears together as follows below.

© DORNA WSBK ORGANIZATION Srl 2017