

Spanish Round, 20-21-22 October 2017 World Superbike - Chronological Analysis Free Practice 2nd Session

Jerez 4.423 m

1 / 5

1° J. REA (1'40.435)							
Lap	Seg.1	Seg.2	Seg.3	Seg.4	Lap Time	km/h	Local Time
1	31.019	14.541	30.034	32.951	1'48.545P	266,5	14:30'03.237
2	25.776	14.153	28.879	32.046	1'40.854	269,8	14:31'51.782
3	25.772	14.107			39'06.310P	271,1	15:12'38.946
4	33.884	14.472	29.434	32.345	1'50.135P	268,5	15:14'29.081
5	25.541	14.118	28.789	31.987	1'40.435	270,4	15:16'09.516
6	25.657	14.104	28.902	32.124	1'40.787	273,1	15:17'50.303
7	25.729	14.177	28.982	32.304	1'41.192	271,1	15:19'31.495
8	25.868	14.146	28.904	32.120	1'41.038	271,1	15:21'12.533
9	27.480	14.737	29.757	1'19.330	2'31.304P	266,5	15:23'43.837
10	35.186	17.111	29.841	33.335	1'55.473P	252,6	15:25'39.310
11	30.141	14.396	29.196	32.436	1'46.169	269,8	15:27'25.479
12	25.622	14.131	28.910	32.073	1'40.736	272,4	15:29'06.215

2° 66 T. SYKES (1'40.888)							
Lap	Seg.1	Seg.2	Seg.3	Seg.4	Lap Time	km/h	Local Time
1	34.879	14.856	31.127	34.812	1'55.674P	263,4	14:32'33.964
2	25.907	14.302	28.987	32.337	1'41.533	269,8	14:34'15.497
3	25.943	14.271	29.063	32.456	1'41.733	269,8	14:35'57.230
4	29.717	14.620	30.118	35.926	1'50.381	269,8	14:37'47.611
5	25.854	14.250	29.125	32.467	1'41.696	271,1	14:39'29.307
6	26.603	14.441	30.109	8'42.448	9'53.601P	268,5	14:49'22.908
7	31.924	14.551	29.974	34.229	1'50.678P	269,8	14:51'13.586
8	26.051	14.409	29.201	34.070	1'43.731	268,5	14:52'57.317
9	26.129	14.342	32.496	35.173	1'48.140	271,1	14:54'45.457
10	26.022	14.413	30.861	33.360	1'44.656	270,4	14:56'30.113
11	25.993	14.311	29.103	32.397	1'41.804	270,4	14:58'11.917
12	27.529	15.150	30.126	5'50.244	7'03.049P	264,0	15:05'14.966
13	32.379	14.756	30.160	32.986	1'50.281P	266,5	15:07'05.247
14	25.866	14.288	29.190	32.363	1'41.707	270,4	15:08'46.954
15	25.916	14.255	29.215	32.426	1'41.812	271,8	15:10'28.766
16	26.578	14.733	30.231	6'38.949	7'50.491P	269,1	15:18'19.257
17	32.085	14.617	29.678	32.510	1'48.890P	262,7	15:20'08.147
18	25.806	14.174	28.865	32.135	1'40.980	269,8	15:21'49.127
19	25.859	14.289	28.884	32.277	1'41.309	269,8	15:23'30.436
20	28.263	14.574	35.438	34.223	1'52.498	265,9	15:25'22.934
21	25.746	14.211	28.815	32.116	1'40.888	271,8	15:27'03.822
22	27.049	14.578	30.087	33.281	1'44.995	269,1	15:28'48.817
23	25.913	14.184	28.837	32.240	1'41.174	273,1	15:30'29.991

3° 60 M. VAN DER MARK (1'40.890)							
Lap	Seg.1	Seg.2	Seg.3	Seg.4	Lap Time	km/h	Local Time
1	31.958	15.342	31.595	33.555	1'52.450P	260,9	14:30'08.030
2	26.268	14.528	30.509	32.646	1'43.951	269,8	14:32'00.480
3	26.163	14.410	29.252	32.399	1'42.224	271,8	14:35'26.655
4	26.081	14.308	29.351	32.356	1'42.096	273,8	14:37'08.751
5	26.158	14.242	29.353	32.577	1'42.330	275,1	14:38'51.081
6	26.208	14.346	29.368	32.527	1'42.449	269,1	14:40'33.530
7	26.060	14.408	29.449	32.453	1'42.370	271,1	14:42'15.900
8	28.151	14.300	29.798	6'59.019	8'11.268P	273,1	14:50'27.168
9	33.118	17.576	29.515	32.306	1'52.515P	264,0	14:52'19.683
10	26.069	14.219	29.233	32.145	1'41.666	274,5	14:54'01.349
11	25.932	14.229	29.377	32.168	1'41.706	275,1	14:55'43.055
12	26.083	14.339	29.277	32.154	1'41.853	272,4	14:57'24.908
13	26.184	14.346	29.356	32.326	1'42.212	273,8	14:59'07.120
14	26.179	14.373	29.398	32.393	1'42.343	272,4	15:00'49.463
15	26.172	14.359	29.424	32.433	1'42.388	271,8	15:02'31.851
16	28.021	15.495	30.252	6'11.951	7'25.719P	241,0	15:09'57.570
17	31.246	14.549	29.537	32.442	1'47.774P	271,1	15:11'45.344
18	26.212	14.304	29.285	32.302	1'42.103	273,8	15:13'27.447

19	26.294	14.369	29.265	32.325	1'42.253	270,4	15:15'09.700
20	26.891	14.562	32.789	3'18.069	4'32.311P	269,1	15:19'42.011
21	31.764	15.262	30.628	32.283	1'49.937P	253,2	15:21'31.948
22	25.781	14.274	28.927	31.908	1'40.890	272,4	15:23'12.838
23	25.842	14.222	29.038	32.101	1'41.203	272,4	15:24'54.041
24	25.941	14.280	29.211	32.238	1'41.670	273,8	15:26'35.711
25	32.021	17.383	29.869	33.763	1'53.036	259,1	15:28'28.747
26	25.811	14.192	29.111	32.089	1'41.203	273,1	15:30'09.950

4° 33 M. MELANDRI (1'40.935)							
Lap	Seg.1	Seg.2	Seg.3	Seg.4	Lap Time	km/h	Local Time
							14:30'07.438
1	34.758	15.174	30.741	33.876	1'54.549P	271,8	14:32'01.987
2	26.436	14.309	29.617	33.334	1'43.696	279,3	14:33'45.683
3	25.929	17.120	33.520	5'52.165	7'08.734P	216,6	14:40'54.417
4	35.042	15.316	30.411	32.979	1'53.748P	263,4	14:42'48.165
5	26.078	14.401	37.771	35.968	1'54.218	276,5	14:44'42.383
6	25.793	14.222	28.963	32.766	1'41.744	275,8	14:46'24.127
7	25.734	14.269	28.985	32.165	1'41.153	275,8	14:48'05.280
8	25.815	14.897	30.196	32.824	1'43.732	240,0	14:49'49.012
9	25.792	14.327	28.978	32.285	1'41.382	274,5	14:51'30.394
10	28.553	15.706	29.576	7'00.706	8'14.541P	274,5	14:59'44.935
11	37.928	14.847	30.216	32.731	1'55.722P	271,8	15:01'40.657
12	26.274	14.422	29.110	32.569	1'42.375	272,4	15:03'23.032
13	25.936	14.333	29.028	32.351	1'41.648	273,1	15:05'04.680
14	25.734	14.448	33.620	32.991	1'46.793	273,1	15:06'51.473
15	25.737	14.342	28.981	32.143	1'41.203	275,1	15:08'32.676
16	25.681	14.351	28.939	32.248	1'41.219	275,8	15:10'13.895
17	25.794	14.358	28.865	32.144	1'41.161	275,1	15:11'55.056
18	28.187	15.195	30.504	7'21.145	8'35.031P	262,7	15:20'30.087
19	37.510	14.992	30.301	32.608	1'55.411P	271,1	15:22'25.498
20	25.878	15.689	29.736	32.279	1'43.582	269,1	15:24'09.080
21	25.649	14.373	29.024	32.261	1'41.307	275,1	15:25'50.387
22	25.581	14.328	28.846	32.180	1'40.935	276,5	15:27'31.322
23	27.167	14.888	31.132	32.573	1'45.760	274,5	15:29'17.082

5° 32 L. SAVADORI (1'41.086)							
Lap	Seg.1	Seg.2	Seg.3	Seg.4	Lap Time	km/h	Local Time
							14:30'05.457
1	34.658	15.450	31.653	33.918	1'55.679P	263,4	14:32'01.136
2	26.331	14.434	30.083	33.155	1'44.003	269,8	14:33'45.139
3	26.070	14.462	29.202	32.445	1'42.179	268,5	14:35'27.318
4	26.046	14.390	29.185	32.328	1'41.949	269,8	14:37'09.267
5	32.774	14.847	30.677	5'00.295	6'18.593P	266,5	14:43'27.860
6	32.750	15.339	30.732	33.593	1'52.414P	259,1	14:45'20.274
7	26.298	14.379	29.262	32.416	1'42.355	268,5	14:47'02.629
8	26.023	14.510	29.354	32.410	1'42.297	264,6	14:48'44.926
9	26.028	14.470	29.386	32.458	1'42.342	267,8	14:50'27.268
10	30.926	15.028	30.055	12'44.868	14'00.877P	263,4	15:04'28.145
11	39.515	15.116	30.532	33.736	1'58.899P	262,1	15:06'27.044
12	26.127	14.375	29.424	32.341	1'42.267	267,8	15:08'09.311
13	26.004	14.451	29.289	32.286	1'42.030	267,2	15:09'51.341
14	26.063	14.476	31.741	35.425	1'47.705	266,5	15:11'39.046
15	26.121	14.458	29.483	32.362	1'42.424	267,2	15:13'21.470
16	26.115	14.506	29.390	32.422	1'42.433	265,3	15:15'03.903
17	27.780	15.202	30.855	5'01.865	6'15.702P	259,1	15:21'19.605
18	32.306	15.524	31.544	34.776	1'54.150P	254,3	15:23'13.755
19	25.610	14.230	28.852	32.394	1'41.086	268,5	15:24'54.841
20	57.954	16.202	34.023	2'40.983	4'29.162P	262,7	15:29'24.003
21	38.119	15.842	33.104	36.886	2'03.951P	235,9	15:31'27.954

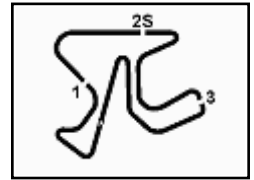
6° 05 S. GUINTOLI (1'41.194)							
Lap	Seg.1	Seg.2	Seg.3	Seg.4	Lap Time	km/h	Local Time
							14:30'17.209

20/10/2017

P = Pits In/Out - C = Lap-Time Cancelled

These data/results cannot be reproduced, stored and/or transmitted in whole or in part by any manner of electronic, mechanical, photocopying, recording, broadcasting or otherwise now known or herein after developed without the previous express consent by the copyright owner, except for reproduction in daily press and regular printed publications on sale to the public within 60 days of the event related to those data/results and always provided that copyright symbol appears together as follows below.

© DORNA WSBK ORGANIZATION Srl 2017


Spanish Round, 20-21-22 October 2017
World Superbike - Chronological Analysis Free Practice 2nd Session

1	33.465	15.556	31.023	33.379	1'53.423P	256,1	14:32'10.632	1	33.797	15.481	31.603	33.865	1'54.746P	256,1	14:32'03.470			
2	26.564	14.486	29.759	32.777	1'43.586	267,2	14:33'54.218	2	26.013	14.553	29.643	32.719	1'42.928	267,2	14:33'46.398			
3	26.522	14.371	29.789	32.737	1'43.419	269,8	14:35'37.637	3	27.196	14.545	29.318	4'22.212	5'33.271P	264,0	14:39'19.669			
4	26.312	14.473	29.581	32.560	1'42.926	270,4	14:37'20.563	4	33.424	14.685	29.712	32.481	1'50.302P	260,9	14:41'09.971			
5	26.168	14.329	29.492	32.803	1'42.792	270,4	14:39'03.355	5	25.955	14.365	29.547	32.376	1'42.243	264,6	14:42'52.214			
6	26.207	14.390	29.516	32.608	1'42.721	268,5	14:40'46.076	6	27.280	14.518	30.008	4'54.685	6'06.491P	264,6	14:48'58.705			
7	28.205	14.432	30.093	5'43.878	6'56.608P	269,8	14:47'42.684	7	35.438	16.827	30.724	32.886	1'55.875P	219,1	14:50'54.580			
8	33.644	15.075	30.878	33.080	1'52.677P	262,1	14:49'35.361	8	26.137	14.414	29.054	32.416	1'42.021	264,0	14:52'36.601			
9	26.100	14.330	29.151	32.118	1'41.699	269,1	14:51'17.060	9	25.999	14.418	30.125	7'17.770	8'28.312P	264,6	15:01'04.913			
10	25.902	14.280	29.285	32.524	1'41.991	270,4	14:52'59.051	10	33.456	14.815	30.049	32.655	1'50.975P	259,7	15:02'55.888			
11	26.088	14.262	29.553	32.211	1'42.114	271,1	14:54'41.165	11	25.965	14.390	29.176	32.521	1'42.052	263,4	15:04'37.940			
12	27.838	14.683	29.555	32.532	1'44.608	267,8	14:56'25.773	12	26.072	14.484	29.162	32.403	1'42.121	263,4	15:06'20.061			
13	26.007	14.364	29.285	32.293	1'41.949	268,5	14:58'07.722	13	26.812	14.517	29.842	7'32.084	8'43.255P	264,6	15:15'03.316			
14	26.279	14.282	29.400	32.491	1'42.452	270,4	14:59'50.174	14	34.984	14.782	29.985	37.632	1'57.383P	262,7	15:17'00.699			
15	25.992	14.275	29.359	32.460	1'42.086	269,1	15:01'32.260	15	25.768	14.387	28.888	32.481	1'41.524	264,6	15:18'42.223			
16	25.922	14.343	29.328	32.389	1'41.982	267,2	15:03'14.242	16	25.774	14.355	28.969	32.236	1'41.334	266,5	15:20'23.557			
17	25.852	14.327	29.139	32.214	1'41.532	267,8	15:04'55.774	17	28.684	15.419	30.552	33.205	1'47.860	259,1	15:22'11.417			
18	25.920	14.402	29.080	32.262	1'41.664	268,5	15:06'37.438	18	25.838	14.353	28.758	32.332	1'41.281	265,3	15:23'52.698			
19	25.847	14.314	29.113	32.229	1'41.503	268,5	15:08'18.941	19	28.270	15.933	29.866	33.083	1'47.152	250,3	15:25'39.850			
20	27.662	14.664	31.091	6'17.353	7'30.770P	267,8	15:15'49.711	20	26.455	16.830	30.664	32.612	1'46.561	212,4	15:27'26.411			
21	34.702	15.222	35.077	38.189	2'03.190P	262,1	15:17'52.901	21	26.111	14.316	28.974	32.403	1'41.804	268,5	15:29'08.215			
22	26.323	14.439	30.321	32.481	1'43.564	267,8	15:19'36.465	22	27.170	14.689	29.727	33.567	1'45.153	266,5	15:30'53.368			
23	26.177	14.358	29.290	32.255	1'42.080	270,4	15:21'18.545											
24	26.739	14.537	30.421	3'13.922	4'25.619P	265,9	15:25'44.164											
25	36.867	15.457	32.954	35.981	2'01.259P	256,7	15:27'45.423											
26	25.891	14.322	29.180	32.022	1'41.415	259,1	15:29'26.838											
27	25.839	14.178	29.143	32.034	1'41.194	271,1	15:31'08.032											

9° 36 L. MERCADO (1'41.299)

Lap	Seg.1	Seg.2	Seg.3	Seg.4	Lap Time	km/h	Local Time
1	34.804	16.071	31.805	33.912	1'56.592P	254,9	14:30'05.111
2	26.453	14.331	30.920	33.171	1'44.875	273,8	14:32'01.703
3	27.197	14.871	29.891	32.744	1'44.703	270,4	14:33'31.281
4	26.169	14.420	29.601	32.563	1'42.753	274,5	14:37'14.034
5	26.146	14.316	29.851	32.672	1'42.985	272,4	14:38'57.019
6	30.843	16.423	30.388	32.828	1'50.482	201,6	14:40'47.501
7	26.298	14.481	32.781	6'32.293	7'45.853P	269,8	14:48'33.354
8	35.224	16.912	30.741	32.819	1'55.696P	192,8	14:50'29.050
9	26.273	14.492	29.764	32.466	1'42.995	267,8	14:52'12.045
10	27.227	14.475	36.364	32.711	1'50.777	268,5	14:54'02.822
11	26.201	14.469	29.617	32.477	1'42.764	271,8	14:55'45.586
12	26.119	14.454	29.568	32.525	1'42.666	270,4	14:57'28.252
13	26.255	14.458	34.817	8'46.798	10'02.328P	270,4	15:07'30.580
14	34.321	14.485	29.720	32.473	1'50.999P	269,1	15:09'21.579
15	25.930	14.287	29.396	32.253	1'41.866	271,1	15:11'03.445
16	25.946	14.306	29.345	32.314	1'41.911	273,1	15:12'45.356
17	26.055	14.279	32.273	32.466	1'45.073	271,8	15:14'30.429
18	30.177	15.397	32.080	8'08.518	9'26.172P	260,3	15:23'56.601
19	35.155	17.379	30.978	32.241	1'55.753P	163,3	15:25'52.354
20	25.909	14.185	29.256	31.949	1'41.299	272,4	15:27'33.653
21	25.937	14.206	29.589	32.073	1'41.805	275,1	15:29'15.458
22	25.901	14.263	29.339	32.242	1'41.745	271,8	15:30'57.203

10° 81 J. TORRES (1'41.313)

Lap	Seg.1	Seg.2	Seg.3	Seg.4	Lap Time	km/h	Local Time
1	34.821	15.827	31.907	33.542	1'56.097P	234,9	14:30'33.408
2	27.294	14.962	30.651	33.382	1'46.289	262,1	14:34'15.794
3	26.154	14.368	29.418	32.768	1'42.708	269,8	14:35'58.502
4	26.252	14.430	29.216	32.431	1'42.329	269,1	14:37'40.831
5	26.161	14.431	29.314	32.509	1'42.415	269,1	14:39'23.246
6	33.908	15.024	30.012	32.625	1'51.569	270,4	14:41'14.815
7	26.116	14.423	29.262	32.779	1'42.580	267,8	14:42'57.395
8	26.280	14.513	29.936	12'44.719	13'55.448P	269,1	14:56'52.843
9	34.528	15.055	30.109	33.157	1'52.849P	264,0	14:58'45.692
10	26.482	14.475	29.507	32.760	1'43.224	267,8	15:00'28.916
11	26.513	14.622	29.650	32.966	1'43.751	265,3	15:02'12.667
12	26.391	14.546	29.475	32.647	1'43.059	264,0	15:03'55.726

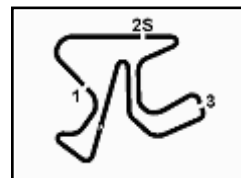
7° 22 A. LOWES (1'41.244)

Lap	Seg.1	Seg.2	Seg.3	Seg.4	Lap Time	km/h	Local Time
1	33.749	14.893	32.402	33.084	1'54.128P	266,5	14:30'53.137
2	26.458	14.476	29.360	32.582	1'42.876	268,5	14:34'30.141
3	25.996	14.382	29.050	32.722	1'42.150	270,4	14:36'12.291
4	27.503	14.796	30.140	4'34.384	5'46.823P	269,8	14:41'59.114
5	32.595	14.643	30.502	34.109	1'51.849P	269,1	14:43'50.963
6	26.046	14.137	28.984	32.197	1'41.364	271,1	14:45'32.327
7	25.962	14.192	28.942	32.324	1'41.420	273,1	14:47'13.747
8	25.921	14.263	28.937	32.281	1'41.402	271,8	14:48'55.149
9	26.075	14.243	28.988	32.426	1'41.732	271,1	14:50'36.881
10	26.060	14.260	29.102	32.318	1'41.740	271,1	14:52'18.621
11	26.115	14.254	29.126	32.448	1'41.943	272,4	14:54'00.564
12	26.043	14.294	29.117	32.338	1'41.792	271,1	14:55'42.356
13	26.038	14.329	29.110	32.420	1'41.897	270,4	14:57'24.253
14	26.137	14.348	28.992	32.469	1'41.946	271,8	14:59'06.199
15	26.047	14.318	29.111	32.471	1'41.947	270,4	15:00'48.146
16	25.969	14.263	29.169	32.474	1'41.875	271,1	15:02'30.021
17	26.124	14.322	29.059	32.518	1'42.023	270,4	15:04'12.044
18	26.242	14.357	29.106	32.641	1'42.346	271,1	15:05'54.390
19	26.147	14.389	29.438	32.617	1'42.591	267,8	15:07'36.981
20	26.204	14.394	29.185	32.574	1'42.357	271,1	15:09'19.338
21	26.035	14.341	29.211	32.542	1'42.129	271,8	15:11'01.467
22	26.138	14.323	29.215	32.420	1'42.096	272,4	15:12'43.563
23	26.060	14.289	29.101	32.494	1'41.944	271,1	15:14'25.507
24	25.994	14.259	29.110	32.625	1'41.988	272,4	15:16'07.495
25	26.250	14.329	29.128	32.450	1'42.157	273,1	15:17'49.652
26	30.560	15.266	30.717	6'18.922	7'35.465P	261,5	15:25'25.117
27	33.041	15.241	29.665	32.486	1'50.433P	259,1	15:27'15.550
28	25.866	14.171	28.970	32.237	1'41.244	273,1	15:28'56.794
29	25.939	14.172	28.961	32.326	1'41.398	273,8	15:30'38.192

8° 2 L. CAMIER (1'41.281)

Lap	Seg.1	Seg.2	Seg.3	Seg.4	Lap Time	km/h	Local Time
14:30'08.724							

20/10/2017 P = Pits In/Out - C = Lap-Time Cancelled



Spanish Round, 20-21-22 October 2017

World Superbike - Chronological Analysis Free Practice 2nd Session

Jerez 4.423 m

3 / 5

13	26.139	14.451	29.266	32.548	1'42.404	268,5	15:05'38.130	23	36.040	17.402	31.300	35.170	1'59.912P	15:25'40.139	
14	26.174	14.586	29.412	32.763	1'42.935	264,6	15:07'21.065	24	27.798	15.162	29.385	33.051	1'45.396	249,7	15:27'25.535
15	26.368	14.546	31.136	6'21.477	7'33.527P	267,8	15:14'54.592	25	25.808	14.314	29.263	32.118	1'41.503	271,8	15:29'07.038
16	33.749	15.088	29.816	32.976	1'51.629P	262,7	15:16'46.221	26	26.155	14.468	29.431	32.414	1'42.468	263,4	15:30'49.506

13° 35 R. DE ROSA (1'41.585)

Lap	Seg.1	Seg.2	Seg.3	Seg.4	Lap Time	km/h	Local Time
1	32.100	15.022	30.244	33.167	1'50.533P	262,7	14:32'04.481
2	26.351	14.434	29.705	32.859	1'43.349	269,8	14:33'47.830
3	26.485	14.541	29.967	32.721	1'43.714	270,4	14:35'31.544
4	26.444	14.452	29.546	32.712	1'43.154	270,4	14:37'14.698
5	26.233	14.319	29.521	32.593	1'42.666	271,1	14:38'57.364
6	26.459	14.526	29.804	32.907	1'43.696	265,3	14:40'41.060
7	29.386	15.883	30.664	10'35.965	1'51.898P	246,9	14:52'32.958
8	40.751	17.944	34.319	37.698	2'10.712P	203,8	14:54'43.670
9	26.429	14.599	29.563	32.713	1'43.304	264,6	14:56'26.974
10	26.267	14.414	29.494	32.708	1'42.883	269,1	14:58'09.857
11	26.305	14.464	29.920	32.899	1'43.388	267,8	14:59'53.245
12	30.034	14.884	30.675	8'17.968	9'33.561P	264,0	15:09'26.806
13	43.798	21.312	32.730	37.162	2'15.002P	169,0	15:11'41.808
14	25.954	14.344	29.202	32.455	1'41.955	264,6	15:13'23.763
15	26.222	14.427	29.361	32.371	1'42.381	267,8	15:15'06.144
16	29.035	16.026	32.916	5'54.646	7'12.623P	230,0	15:22'18.767
17	31.690	15.394	30.668	33.134	1'50.886P	239,0	15:24'09.653
18	25.915	14.265	29.039	32.366	1'41.585	270,4	15:25'51.238
19	25.960	14.327	29.437	32.546	1'42.270	269,8	15:27'33.508
20	29.362	15.586	31.009	1'10.409	2'26.366P	232,9	15:29'59.874

11° 50 E. LAVERTY (1'41.414)

Lap	Seg.1	Seg.2	Seg.3	Seg.4	Lap Time	km/h	Local Time
1	33.203	15.423	31.448	34.183	1'54.257P	262,1	14:32'00.854
2	26.016	14.534	29.957	32.681	1'43.188	272,4	14:33'44.042
3	25.967	14.510	29.220	32.689	1'42.386	270,4	14:35'26.428
4	25.889	14.379	29.207	32.687	1'42.162	271,1	14:37'08.590
5	25.903	14.385	29.262	32.767	1'42.317	269,8	14:38'50.907
6	26.883	14.413	29.183	9'37.589	10'48.068P	271,1	14:49'38.975
7	34.579	15.640	31.082	33.835	1'55.136P	233,9	14:51'34.111
8	25.838	14.463	29.013	32.689	1'42.003	269,1	14:53'16.114
9	25.760	14.520	29.048	32.788	1'42.116	265,3	14:54'58.230
10	25.870	14.445	29.350	32.479	1'42.144	270,4	14:56'40.374
11	25.796	14.392	29.327	32.664	1'42.179	269,1	14:58'22.553
12	25.954	14.388	29.169	32.692	1'42.203	269,8	15:00'04.756
13	25.890	14.392	29.232	33.177	1'42.691	270,4	15:01'47.447
14	27.585	14.778	30.212	9'28.252	10'40.827P	265,3	15:12'28.274
15	33.731	14.942	29.979	33.160	1'51.812P	265,3	15:14'20.086
16	25.908	14.486	29.129	32.526	1'42.049	267,2	15:16'02.135
17	25.807	14.525	29.770	32.687	1'42.789	271,1	15:17'44.924
18	25.965	14.457	29.289	32.960	1'42.671	268,5	15:19'27.595
19	27.247	14.733	30.293	4'34.481	5'46.754P	267,8	15:25'14.349
20	34.422	15.696	30.854	33.646	1'54.618P	264,0	15:27'08.967
21	25.929	14.441	28.990	32.428	1'41.788	272,4	15:28'50.755
22	25.773	14.280	28.891	32.470	1'41.414	273,1	15:30'32.169

14° 12 X. FORÉS (1'41.620)

Lap	Seg.1	Seg.2	Seg.3	Seg.4	Lap Time	km/h	Local Time
1	31.277	14.524	29.893	33.001	1'48.695P	267,8	14:31'52.192
2	26.124	14.260	29.255	32.160	1'41.799	271,8	14:33'33.991
3	26.139	14.277	29.339	35.279	1'45.034	269,8	14:35'19.025
4	26.256	14.356	29.513	32.579	1'42.704	269,8	14:37'01.729
5	26.787	15.099	29.991	11'54.304	13'06.181P	250,9	14:50'07.910
6	32.824	14.731	30.128	32.727	1'50.410P	267,8	14:51'58.320
7	26.247	14.404	29.568	32.435	1'42.654	271,1	14:53'40.974
8	26.302	14.401	29.614	32.633	1'42.950	269,8	14:55'23.924
9	26.393	14.488	29.579	32.571	1'43.031	267,2	14:57'06.955
10	27.604	15.396	29.925	10'44.375	11'57.300P	236,9	15:09'04.255
11	34.090	14.584	29.831	32.805	1'51.310P	267,8	15:10'55.565
12	26.387	14.734	29.608	32.386	1'43.115	269,1	15:12'38.680
13	26.331	14.368	29.410	32.412	1'42.521	269,1	15:14'21.201
14	26.195	14.362	29.415	32.466	1'42.438	271,1	15:16'03.639
15	26.656	14.807	30.446	3'51.548	5'03.457P	262,1	15:21'07.096
16	38.965	14.519	30.902	33.006	1'57.392P	269,8	15:23'04.488
17	25.993	14.242	29.259	32.126	1'41.620	268,5	15:24'46.108
18	26.000	14.275	29.192	32.458	1'41.925	271,1	15:26'28.033
19	26.037	14.353	32.461	33.591	1'46.442	270,4	15:28'14.475
20	26.136	14.299	31.259	32.434	1'44.128	271,1	15:29'58.603

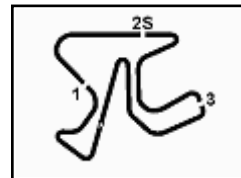
15° 121 A. ANDREZZI (1'41.987)

Lap	Seg.1	Seg.2	Seg.3	Seg.4	Lap Time	km/h	Local Time
1	36.597	15.489	36.962	33.483	2'02.531P	253,7	14:33'09.164
2	26.729	14.577	30.422	34.012	1'45.740	262,1	14:34'54.904
3	26.486	14.653	29.998	32.908	1'44.045	260,9	14:36'38.949
4	26.288	14.495	29.677	32.980	1'43.440	262,7	14:38'22.389
5	26.369	14.644	29.634	33.269	1'43.916	261,5	14:40'06.305
6	26.511	14.565	29.572	32.924	1'43.572	259,1	14:41'49.877
7	29.638	16.762	33.430	8'42.885	10'02.715P	214,5	14:51'52.592
8	34.354	15.119	30.186	33.315	1'52.974P	254,3	14:53'45.566

20/10/2017 P = Pits In/Out - C = Lap-Time Cancelled

These data/results cannot be reproduced, stored and/or transmitted in whole or in part by any manner of electronic, mechanical, photocopying, recording, broadcasting or otherwise now known or herein after developed without the previous express consent by the copyright owner, except for reproduction in daily press and regular printed publications on sale to the public within 60 days of the event related to those data/results and always provided that copyright symbol appears together as follows below.

© DORNA WSBK ORGANIZATION Srl 2017



Spanish Round, 20-21-22 October 2017 World Superbike - Chronological Analysis Free Practice 2nd Session

Jerez 4.423 m

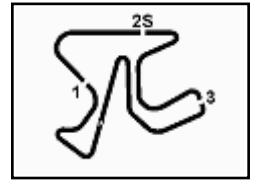
4 / 5

Lap	Seg.1	Seg.2	Seg.3	Seg.4	Lap Time	km/h	Local Time
9	26.309	14.518	29.807	32.974	1'43.608	264,6	14:55'29.174
10	26.236	14.617	29.926	32.855	1'43.634	262,1	14:57'12.808
11	26.783	14.696	29.892	7'55.323	9'06.694P	262,1	15:06'19.502
12	35.871	14.858	30.273	33.386	1'54.388P	260,9	15:08'13.890
13	26.256	14.597	29.616	32.852	1'43.321	264,6	15:09'57.211
14	26.375	14.551	29.247	32.772	1'42.945	264,6	15:11'40.156
15	26.362	14.575	29.759	5'17.182	6'27.878P	264,0	15:18'08.034
16	39.237	18.295	32.451	33.098	2'03.081P	192,5	15:20'11.115
17	25.983	14.261	29.358	32.736	1'42.338	266,5	15:21'53.453
18	26.063	14.429	29.137	32.428	1'42.057	265,3	15:23'35.510
19	25.944	14.314	29.127	32.645	1'42.030	265,3	15:25'17.540
20	26.028	14.433	29.200	32.326	1'41.987	265,3	15:26'59.527
21	25.925	14.429	29.401	32.533	1'42.288	264,6	15:28'41.815
22	26.080	14.543	29.489	32.495	1'42.607	262,7	15:30'24.422
19° 37 O. JEZEK (1'42.786)							
Lap	Seg.1	Seg.2	Seg.3	Seg.4	Lap Time	km/h	Local Time
8	28.474	15.240	32.665	5'13.395	6'29.774P	257,9	14:49'09.634
9	34.073	15.397	30.708	34.255	1'54.433P	253,7	14:51'04.067
10	26.899	14.591	34.812	32.924	1'49.226	260,3	14:52'53.293
11	26.459	14.614	29.857	33.036	1'43.966	263,4	14:54'37.259
12	26.489	14.612	29.651	33.043	1'43.795	262,7	14:56'21.054
13	28.157	15.125	37.356	5'28.425	6'49.063P	255,5	15:03'10.117
14	32.320	15.405	31.294	36.384	1'55.403P	253,7	15:05'05.520
15	26.511	14.540	29.850	35.722	1'46.623	263,4	15:06'52.143
16	26.252	14.433	29.446	32.655	1'42.786	264,0	15:08'34.929
17	26.180	14.407	29.509	32.735	1'42.831	264,0	15:10'17.760
18	26.130	14.475	29.599	32.683	1'42.887	263,4	15:12'00.647
19	26.893	15.752	32.817	6'31.549	7'47.011P	238,5	15:19'47.658
20	32.553	14.957	30.668	33.114	1'51.292P	259,7	15:21'38.950
21	26.512	14.392	31.805	3'39.002	4'51.711P	263,4	15:26'30.661
22	34.681	14.925	31.572	39.515	2'00.693P	259,7	15:28'31.354
23	26.508	14.427	29.363	32.984	1'43.282	267,2	15:30'14.636
20° 72 T. TAKAHASHI (1'42.918)							
Lap	Seg.1	Seg.2	Seg.3	Seg.4	Lap Time	km/h	Local Time
1							14:30'08.266
2	34.168	15.517	31.608	33.725	1'55.018P	259,1	14:43'56.393
3	27.258	14.638	30.203	33.077	1'45.176	267,2	14:45'41.569
4	26.862	14.629	29.978	32.924	1'44.393	266,5	14:47'25.962
5	26.412	14.550	29.867	32.691	1'43.520	268,5	14:49'09.482
6	26.491	14.586	29.510	33.001	1'43.588	267,2	14:50'53.070
7	28.799	14.606	29.791	32.993	1'46.189	268,5	14:52'39.259
8	26.571	14.668	29.852	32.831	1'43.922	266,5	14:54'23.181
9	26.333	14.513	29.610	32.775	1'43.231	266,5	14:56'06.412
10	26.648	14.870	30.220	7'48.579	9'00.317P	260,9	15:05'06.729
11	32.636	14.877	30.080	33.049	1'50.642P	260,3	15:06'57.371
12	26.488	14.479	29.623	32.768	1'43.358	267,2	15:08'40.729
13	26.300	14.546	29.889	32.895	1'43.630	265,3	15:10'24.359
14	26.488	15.014	29.913	32.848	1'44.263	265,3	15:12'08.622
15	26.978	15.332	30.269	32.863	1'45.442	262,1	15:13'54.064
16	26.409	14.679	29.838	32.737	1'43.663	265,9	15:15'37.727
17	26.378	14.559	29.634	32.722	1'43.293	266,5	15:17'21.020
18	26.475	14.661	29.833	32.719	1'43.688	264,6	15:19'04.708
19	26.841	14.915	30.494	4'04.793	5'17.043P	260,3	15:24'21.751
20	33.164	15.001	30.852	33.337	1'52.354P	260,3	15:26'14.105
21	26.362	14.449	29.550	32.557	1'42.918	266,5	15:27'57.023
22	26.102	14.497	29.515	33.354	1'43.468	268,5	15:29'40.491
23	26.496	15.046	30.215	33.198	1'44.955	259,1	15:31'25.446
21° 86 A. BADOVINI (1'42.989)							
Lap	Seg.1	Seg.2	Seg.3	Seg.4	Lap Time	km/h	Local Time
1	32.832	15.077	30.731	33.962	1'52.602P	255,5	14:32'14.213
2	26.799	14.689	30.028	32.979	1'44.495	262,7	14:33'58.708
3	27.214	14.431	29.896	32.789	1'44.330	265,3	14:35'43.038
18° 7 C. DAVIES (1'42.456)							
Lap	Seg.1	Seg.2	Seg.3	Seg.4	Lap Time	km/h	Local Time
							14:30'45.222

20/10/2017 P = Pits In/Out - C = Lap-Time Cancelled

These data/results cannot be reproduced, stored and/or transmitted in whole or in part by any manner of electronic, mechanical, photocopying, recording, broadcasting or otherwise now known or herein after developed without the previous express consent by the copyright owner, except for reproduction in daily press and regular printed publications on sale to the public within 60 days of the event related to those data/results and always provided that copyright symbol appears together as follows below.

© DORNA WSBK ORGANIZATION Srl 2017



Jerez 4.423 m

5 / 5

Spanish Round, 20-21-22 October 2017 World Superbike - Chronological Analysis Free Practice 2nd Session

4	27.178	15.428	31.246	11'03.120	12'16.972P	232,9	14:48'00.010
5	34.961	15.026	30.595	33.205	1'53.787P	262,1	14:49'53.797
6	26.765	14.672	30.173	32.989	1'44.599	263,4	14:51'38.396
7	26.548	14.704	30.147	32.968	1'44.367	260,9	14:53'22.763
8	27.746	15.045	31.115	12'15.005	13'28.911P	260,3	15:06'51.674
9	35.887	15.498	32.956	33.286	1'57.627P	224,9	15:08'49.301
10	26.775	14.633	30.159	32.946	1'44.513	265,3	15:10'33.814
11	26.613	14.686	30.137	32.813	1'44.249	259,7	15:12'18.063
12	27.306	15.265	30.966	8'55.032	10'08.569P	257,9	15:22'26.632
13	35.587	18.940	37.340	54.000	2'25.867P	183,9	15:24'52.499
14	31.517	14.844	30.831	33.854	1'51.046P	260,9	15:26'43.545
15	26.371	14.522	29.715	32.698	1'43.306	262,1	15:28'26.851
16	26.286	14.464	29.595	32.644	1'42.989	265,3	15:30'09.840

22° 99 D. SCHMITTER (1'45.382)							
Lap	Seg.1	Seg.2	Seg.3	Seg.4	Lap Time	km/h	Local Time
							14:30'03.848
1	33.057	15.123	32.010	34.129	1'54.319P	259,1	14:31'58.167
2	27.577	14.894	31.026	34.372	1'47.869	263,4	14:33'46.036
3	27.622	15.151	30.951	33.795	1'47.519	263,4	14:35'33.555
4	27.093	14.972	35.547	34.251	1'51.863	265,9	14:37'25.418
5	27.307	14.719	30.918	23'14.681	24'27.625P	264,6	15:01'53.043
6	31.930	14.987	31.227	33.879	1'52.023P	258,5	15:03'45.066
7	27.211	14.841	30.667	33.482	1'46.201	259,1	15:05'31.267
8	27.156	14.745	30.697	33.433	1'46.031	260,9	15:07'17.298
9	27.437	17.125	32.176	33.574	1'50.312	244,8	15:09'07.610
10	27.218	15.232	34.750	8'17.458	9'34.658P	258,5	15:18'42.268
11	34.164	15.072	32.151	34.633	1'56.020P	259,7	15:20'38.288
12	29.739	14.706	31.012	33.230	1'48.687	262,7	15:22'26.975
13	27.031	14.608	30.658	33.355	1'45.652	264,0	15:24'12.627
14	26.938	14.707	30.695	33.292	1'45.632	263,4	15:25'58.259
15	27.024	14.877	31.076	35.255	1'48.232	264,0	15:27'46.491
16	27.078	14.597	30.309	33.398	1'45.382	265,3	15:29'31.873
17	26.954	14.750	31.222	33.589	1'46.515	264,0	15:31'18.388

20/10/2017

P = Pits In/Out - C = Lap-Time Cancelled

These data/results cannot be reproduced, stored and/or transmitted in whole or in part by any manner of electronic, mechanical, photocopying, recording, broadcasting or otherwise now known or herein after developed without the previous express consent by the copyright owner, except for reproduction in daily press and regular printed publications on sale to the public within 60 days of the event related to those data/results and always provided that copyright symbol appears together as follows below.

© DORNA WSBK ORGANIZATION Srl 2017

