

Spanish Round, 20-21-22 October 2017 World Superbike - Results Free Practice 3rd Session

Jerez 4.423 m

1 / 2

No.	Rider	Nat	Team	Bike	Time	Gap	Rel.	Laps	Speed	
									Avg	Max
1	33 M. MELANDRI	ITA	Aruba.it Racing - Ducati	Ducati Panigale R	1'40.647			9	158,204	278,6
2	1 J. REA	GBR	Kawasaki Racing Team	Kawasaki ZX-10RR	1'40.819	0.172	0.172	5	157,935	272,4
3	7 C. DAVIES	GBR	Aruba.it Racing - Ducati	Ducati Panigale R	1'41.018	0.371	0.199	9	157,623	278,6
4	22 A. LOWES	GBR	Pata Yamaha Official WorldSBK Team	Yamaha YZF R1	1'41.098	0.451	0.080	7	157,499	273,1
5	60 M. VAN DER MARK	NED	Pata Yamaha Official WorldSBK Team	Yamaha YZF R1	1'41.278	0.631	0.180	9	157,219	275,1
6	66 T. SYKES	GBR	Kawasaki Racing Team	Kawasaki ZX-10RR	1'41.341	0.694	0.063	8	157,121	272,4
7	2 L. CAMIER	GBR	MV Agusta Reparto Corse	MV Agusta 1000 F4	1'41.514	0.867	0.173	9	156,853	
8	81 J. TORRES	ESP	Althea BMW Racing Team	BMW S 1000 RR	1'41.716	1.069	0.202	9	156,542	273,1
9	40 R. RAMOS	ESP	Team Kawasaki Go Eleven	Kawasaki ZX-10RR	1'41.768	1.121	0.052	9	156,462	269,1
10	32 L. SAVADORI	ITA	Milwaukee Aprilia	Aprilia RSV4 RF	1'41.805	1.158	0.037	9	156,405	270,4
11	12 X. FORÉS	ESP	BARNI Racing Team	Ducati Panigale R	1'41.891	1.244	0.086	9	156,273	273,8
12	50 E. LAVERTY	IRL	Milwaukee Aprilia	Aprilia RSV4 RF	1'41.915	1.268	0.024	9	156,236	273,1
13	36 L. MERCADO	ARG	IODARacing	Aprilia RSV4 RF	1'42.083	1.436	0.168	7	155,979	273,1
14	121 A. ANDREOZZI	ITA	Guandalini Racing	Yamaha YZF R1	1'42.323	1.676	0.240	7	155,613	265,3
15	05 S. GUINTOLI	FRA	Kawasaki Puccetti Racing	Kawasaki ZX-10RR	1'42.576	1.929	0.253	9	155,229	273,8
16	35 R. DE ROSA	ITA	Althea BMW Racing Team	BMW S 1000 RR	1'42.621	1.974	0.045	9	155,161	269,8
17	34 D. GIUGLIANO	ITA	Red Bull Honda World Superbike Team	Honda CBR1000RR	1'42.646	1.999	0.025	9	155,123	269,8
18	84 R. RUSSO	ITA	Pedercini Racing SC-Project	Kawasaki ZX-10RR	1'43.035	2.388	0.389	9	154,538	270,4
19	37 O. JEZEK	CZE	Grillini Racing Team	Kawasaki ZX-10RR	1'43.081	2.434	0.046	9	154,469	267,2
20	86 A. BADOVINI	ITA	Grillini Racing Team	Kawasaki ZX-10RR	1'43.251	2.604	0.170	8	154,214	269,8
21	72 T. TAKAHASHI	JPN	Red Bull Honda World Superbike Team	Honda CBR1000RR	1'43.718	3.071	0.467	9	153,520	273,8
22	99 D. SCHMITTER	SUI	eighty one HPC-Power Suzuki Racing	Suzuki GSX-R1000	1'44.748	4.101	1.030	6	152,011	268,5

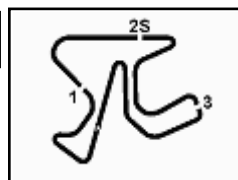
AIR	Humidity:	95%	Temp:	18°C
TRACK	Condition:	Dry	Temp:	21°C

Records	Pole (SP2)	2016 T.Sykes	1'39.190	160,530	Km/h
	Race (RACE1)	2015 J.Rea	1'41.136	157,440	Km/h
	Circuit (SP2)	2016 T.Sykes	1'39.190	160,530	Km/h

21/10/2017 Start 09:45 End 10:01 The results are provisional until the end of the time limit for protests and appeals and the completion of the technical checks.

These data/results cannot be reproduced, stored and/or transmitted in whole or in part by any manner of electronic, mechanical, photocopying, recording, broadcasting or otherwise now known or herein after developed without the previous express consent by the copyright owner, except for reproduction in daily press and regular printed publications on sale to the public within 60 days of the event related to those data/results and always provided that copyright symbol appears together as follows below.

© DORNA WSBK ORGANIZATION Srl 2017



Spanish Round, 20-21-22 October 2017

World Superbike - Results Free Practice 3rd Session

Session Highlights

Local Time	No. Rider	Description
08.30.13		START DELAYED (Fog)
08.38.02		START DELAYED (more information will follow)
09.40.00		New Schedule - WorldSBK at 9.45 (15 minutes FP3)
09.40.01		New Schedule - WorldSSP at 10.10 (10 minutes FP3)
09.40.02		New Schedule - STOCK1000 FP3 Cancelled
09.40.03		New Schedule - WorldSBK Superpoles On Time
09.45.00		Start
09.46.55	2 L. CAMIER	Check Transponder
09.50.34		WorldSBK Pit Intervention Time: 54secs
10.01.47		End Of Session

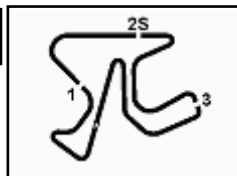
Fastest Laps Sequence

No.	Rider	Nat	Team	Bike	Local Time	Time	Gap	Avg
1	J. REA	GBR	Kawasaki Racing Team	Kawasaki ZX-10RR	09:48'38.297	1'41.429		156,985
1	J. REA	GBR	Kawasaki Racing Team	Kawasaki ZX-10RR	09:50'19.116	1'40.819	-0.610	157,935
33	M. MELANDRI	ITA	Aruba.it Racing - Ducati	Ducati Panigale R	09:55'46.958	1'40.647	-0.172	158,204

21/10/2017 Start End The results are provisional until the end of the time limit for protests and appeals
09.45 10:01 and the completion of the technical checks.

These data/results cannot be reproduced, stored and/or transmitted in whole or in part by any manner of electronic, mechanical, photocopying, recording, broadcasting or otherwise now known or herein after developed without the previous express consent by the copyright owner, except for reproduction in daily press and regular printed publications on sale to the public within 60 days of the event related to those data/results and always provided that copyright symbol appears together as follows below.

© DORNA WSBK ORGANIZATION Srl 2017



Spanish Round, 20-21-22 October 2017

World Superbike - Best Sector & Speed Free Practice 3rd Session

Jerez 4.423 m

BEST LAP		
1	33 M. MELANDRI	Ducati Panigale R 1'40.647
2	1 J. REA	Kawasaki ZX-10RR 1'40.819
3	7 C. DAVIES	Ducati Panigale R 1'41.018
4	22 A. LOWES	Yamaha YZF R1 1'41.098
5	60 M. VAN DER MARK	Yamaha YZF R1 1'41.278
6	66 T. SYKES	Kawasaki ZX-10RR 1'41.341
7	2 L. CAMIER	MV Agusta 1000 F4 1'41.514
8	81 J. TORRES	BMW S 1000 RR 1'41.716
9	40 R. RAMOS	Kawasaki ZX-10RR 1'41.768
10	32 L. SAVADORI	Aprilia RSV4 RF 1'41.805
11	12 X. FORÉS	Ducati Panigale R 1'41.891
12	50 E. LAVERTY	Aprilia RSV4 RF 1'41.915
13	36 L. MERCADO	Aprilia RSV4 RF 1'42.083
14	121 A. ANDREOZZI	Yamaha YZF R1 1'42.323
15	05 S. GUINTOLI	Kawasaki ZX-10RR 1'42.576
16	35 R. DE ROSA	BMW S 1000 RR 1'42.621
17	34 D. GIUGLIANO	Honda CBR1000RR 1'42.646
18	84 R. RUSSO	Kawasaki ZX-10RR 1'43.035
19	37 O. JEZEK	Kawasaki ZX-10RR 1'43.081
20	86 A. BADOVINI	Kawasaki ZX-10RR 1'43.251
21	72 T. TAKAHASHI	Honda CBR1000RR 1'43.718
22	99 D. SCHMITTER	Suzuki GSX-R1000 1'44.748

SPEED		
1	7 C. DAVIES	Ducati Panigale R 278,6
2	33 M. MELANDRI	Ducati Panigale R 278,6
3	60 M. VAN DER MARK	Yamaha YZF R1 275,1
4	12 X. FORÉS	Ducati Panigale R 273,8
5	05 S. GUINTOLI	Kawasaki ZX-10RR 273,8
6	72 T. TAKAHASHI	Honda CBR1000RR 273,8
7	50 E. LAVERTY	Aprilia RSV4 RF 273,1
8	36 L. MERCADO	Aprilia RSV4 RF 273,1
9	81 J. TORRES	BMW S 1000 RR 273,1
10	22 A. LOWES	Yamaha YZF R1 273,1
11	66 T. SYKES	Kawasaki ZX-10RR 272,4
12	1 J. REA	Kawasaki ZX-10RR 272,4
13	32 L. SAVADORI	Aprilia RSV4 RF 270,4
14	84 R. RUSSO	Kawasaki ZX-10RR 270,4
15	34 D. GIUGLIANO	Honda CBR1000RR 269,8
16	86 A. BADOVINI	Kawasaki ZX-10RR 269,8
17	35 R. DE ROSA	BMW S 1000 RR 269,8
18	40 R. RAMOS	Kawasaki ZX-10RR 269,1
19	99 D. SCHMITTER	Suzuki GSX-R1000 268,5
20	37 O. JEZEK	Kawasaki ZX-10RR 267,2
21	121 A. ANDREOZZI	Yamaha YZF R1 265,3

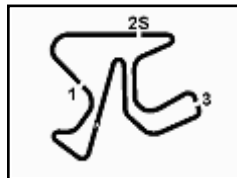
SEG. 1		SEG. 2		SEG. 3		SEG. 4	
1	33 M. MELANDRI 25.695	1	1 J. REA 14.086	1	33 M. MELANDRI 28.735	1	33 M. MELANDRI 31.871
2	1 J. REA 25.721	2	33 M. MELANDRI 14.123	2	22 A. LOWES 28.802	2	7 C. DAVIES 32.033
3	50 E. LAVERTY 25.778	3	7 C. DAVIES 14.152	3	1 J. REA 28.895	3	1 J. REA 32.047
4	22 A. LOWES 25.808	4	22 A. LOWES 14.174	4	66 T. SYKES 28.931	4	40 R. RAMOS 32.067
5	66 T. SYKES 25.809	5	66 T. SYKES 14.197	5	7 C. DAVIES 28.950	5	22 A. LOWES 32.081
6	7 C. DAVIES 25.829	6	60 M. VAN DER MARK 14.245	6	60 M. VAN DER MARK 28.990	6	60 M. VAN DER MARK 32.093
7	60 M. VAN DER MARK 25.875	7	12 X. FORÉS 14.271	7	32 L. SAVADORI 29.077	7	12 X. FORÉS 32.182
8	81 J. TORRES 25.915	8	36 L. MERCADO 14.308	8	50 E. LAVERTY 29.106	8	81 J. TORRES 32.191
9	32 L. SAVADORI 25.981	9	81 J. TORRES 14.341	9	81 J. TORRES 29.183	9	36 L. MERCADO 32.289
10	40 R. RAMOS 26.013	10	40 R. RAMOS 14.353	10	12 X. FORÉS 29.252	10	66 T. SYKES 32.320
11	12 X. FORÉS 26.026	11	05 S. GUINTOLI 14.368	11	121 A. ANDREOZZI 29.285	11	32 L. SAVADORI 32.338
12	36 L. MERCADO 26.055	12	32 L. SAVADORI 14.370	12	40 R. RAMOS 29.294	12	05 S. GUINTOLI 32.437
13	34 D. GIUGLIANO 26.127	13	50 E. LAVERTY 14.379	13	35 R. DE ROSA 29.313	13	121 A. ANDREOZZI 32.455
14	121 A. ANDREOZZI 26.130	14	121 A. ANDREOZZI 14.393	14	05 S. GUINTOLI 29.379	14	35 R. DE ROSA 32.522
15	05 S. GUINTOLI 26.151	15	35 R. DE ROSA 14.413	15	34 D. GIUGLIANO 29.397	15	37 O. JEZEK 32.571
16	37 O. JEZEK 26.175	16	86 A. BADOVINI 14.454	16	36 L. MERCADO 29.398	16	50 E. LAVERTY 32.578
17	35 R. DE ROSA 26.188	17	84 R. RUSSO 14.478	17	84 R. RUSSO 29.515	17	34 D. GIUGLIANO 32.579
18	84 R. RUSSO 26.209	18	34 D. GIUGLIANO 14.479	18	37 O. JEZEK 29.582	18	86 A. BADOVINI 32.608
19	86 A. BADOVINI 26.230	19	37 O. JEZEK 14.495	19	86 A. BADOVINI 29.621	19	84 R. RUSSO 32.613
20	72 T. TAKAHASHI 26.261	20	72 T. TAKAHASHI 14.555	20	72 T. TAKAHASHI 29.740	20	72 T. TAKAHASHI 32.931
21	99 D. SCHMITTER 26.822	21	99 D. SCHMITTER 14.594	21	99 D. SCHMITTER 30.102	21	99 D. SCHMITTER 33.230

21/10/2017

These data/results cannot be reproduced, stored and/or transmitted in whole or in part by any manner of electronic, mechanical, photocopying, recording, broadcasting or otherwise now known or herein after developed without the previous express consent by the copyright owner, except for reproduction in daily press and regular printed publications on sale to the public within 60 days of the event related to those data/results and always provided that copyright symbol appears together as follows below.

© DORNA WSBK ORGANIZATION Srl 2017





Jerez 4.423 m

Spanish Round, 20-21-22 October 2017

World Superbike - Ideal Times Free Practice 3rd Session

Rider No.	Nat	Bike	Seg. 1 Diff. 1	Seg. 2 Diff. 2	Seg. 3 Diff. 3	Seg. 4 Diff. 4	Ideal Time			
							Best Lap	Pos.	Diff.	
1	33 M. MELANDRI	ITA	Ducati Panigale R	25.695 0.121	14.123 0.062	28.735 0.040	31.871	1'40.424 1'40.647	1	0.223
2	1 J. REA	GBR	Kawasaki ZX-10RR	25.721 0.070	14.086	28.895	32.047	1'40.749 1'40.819	2	0.070
3	22 A. LOWES	GBR	Yamaha YZF R1	25.808 0.080	14.174 0.139	28.802 0.014	32.081	1'40.865 1'41.098	4	0.233
4	7 C. DAVIES	GBR	Ducati Panigale R	25.829 0.054	14.152	28.950	32.033	1'40.964 1'41.018	3	0.054
5	60 M. VAN DER MARK	NED	Yamaha YZF R1	25.875 0.075	14.245	28.990	32.093	1'41.203 1'41.278	5	0.075
6	66 T. SYKES	GBR	Kawasaki ZX-10RR	25.809	14.197 0.076	28.931 0.008	32.320	1'41.257 1'41.341	6	0.084
7	81 J. TORRES	ESP	BMW S 1000 RR	25.915 0.064	14.341 0.022	29.183	32.191	1'41.630 1'41.716	8	0.086
8	40 R. RAMOS	ESP	Kawasaki ZX-10RR	26.013 0.041	14.353	29.294	32.067	1'41.727 1'41.768	9	0.041
9	12 X. FORÉS	ESP	Ducati Panigale R	26.026	14.271 0.021	29.252	32.182 0.139	1'41.731 1'41.891	11	0.160
10	32 L. SAVADORI	ITA	Aprilia RSV4 RF	25.981	14.370 0.013	29.077	32.338 0.026	1'41.766 1'41.805	10	0.039
11	50 E. LAVERTY	IRL	Aprilia RSV4 RF	25.778	14.379 0.037	29.106 0.037	32.578	1'41.841 1'41.915	12	0.074
12	36 L. MERCADO	ARG	Aprilia RSV4 RF	26.055 0.006	14.308 0.027	29.398	32.289	1'42.050 1'42.083	13	0.033
13	121 A. ANDREOZZI	ITA	Yamaha YZF R1	26.130	14.393 0.060	29.285	32.455	1'42.263 1'42.323	14	0.060
14	05 S. GUINTOLI	FRA	Kawasaki ZX-10RR	26.151	14.368 0.085	29.379 0.066	32.437 0.090	1'42.335 1'42.576	15	0.241
15	35 R. DE ROSA	ITA	BMW S 1000 RR	26.188 0.050	14.413 0.048	29.313 0.032	32.522 0.055	1'42.436 1'42.621	16	0.185
16	34 D. GIUGLIANO	ITA	Honda CBR1000RR	26.127 0.064	14.479	29.397	32.579	1'42.582 1'42.646	17	0.064
17	84 R. RUSSO	ITA	Kawasaki ZX-10RR	26.209	14.478	29.515	32.613 0.220	1'42.815 1'43.035	18	0.220
18	37 O. JEZEK	CZE	Kawasaki ZX-10RR	26.175 0.258	14.495	29.582	32.571	1'42.823 1'43.081	19	0.258
19	86 A. BADOVINI	ITA	Kawasaki ZX-10RR	26.230	14.454 0.131	29.621 0.044	32.608 0.163	1'42.913 1'43.251	20	0.338
20	72 T. TAKAHASHI	JPN	Honda CBR1000RR	26.261	14.555 0.068	29.740 0.107	32.931 0.056	1'43.487 1'43.718	21	0.231
21	99 D. SCHMITTER	SUI	Suzuki GSX-R1000	26.822	14.594	30.102	33.230	1'44.748 1'44.748	22	
Overall Ideal Time				25.695	14.086	28.735	31.871	1'40.387		

21/10/2017

These data/results cannot be reproduced, stored and/or transmitted in whole or in part by any manner of electronic, mechanical, photocopying, recording, broadcasting or otherwise now known or herein after developed without the previous express consent by the copyright owner, except for reproduction in daily press and regular printed publications on sale to the public within 60 days of the event related to those data/results and always provided that copyright symbol appears together as follows below.

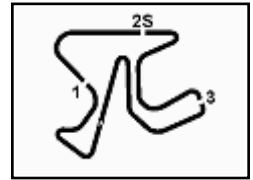
© DORNA WSBK ORGANIZATION Srl 2017

PIRELLI PERUGIA TIMING


Official Tyre Supplier



Official Timekeeper



Spanish Round, 20-21-22 October 2017 World Superbike - Chronological Analysis Free Practice 3rd Session

Jerez 4.423 m

1 / 3

1° 33 M. MELANDRI (1'40.647)							
Lap	Seg.1	Seg.2	Seg.3	Seg.4	Lap Time	km/h	Local Time
							9:45'04.649
1	35.170	16.852	32.665	35.210	1'59.897P	235,4	9:47'04.546
2	28.220	15.403	30.864	34.028	1'48.515	267,2	9:48'53.061
3	26.477	14.727	29.402	32.403	1'43.009	271,1	9:50'36.070
4	25.930	14.414	28.888	32.156	1'41.388	272,4	9:52'17.458
5	26.199	14.279	35.943	32.432	1'48.853	273,8	9:54'06.311
6	25.816	14.185	28.775	31.871	1'40.647	277,9	9:55'46.958
7	31.524	14.979	32.966	33.235	1'52.704	269,1	9:57'39.662
8	25.695	14.123	28.735	32.129	1'40.682	278,6	9:59'20.344
9	25.826	14.333	29.128	32.023	1'41.310	277,2	10:01'01.654

2° 1 J. REA (1'40.819)							
Lap	Seg.1	Seg.2	Seg.3	Seg.4	Lap Time	km/h	Local Time
							9:45'03.035
1	33.967	15.032	31.579	33.255	1'53.833P	266,5	9:46'56.868
2	26.094	14.205	29.058	32.072	1'41.429	271,1	9:48'38.297
3	25.791	14.086	28.895	32.047	1'40.819	271,8	9:50'19.116
4	25.721	14.129	28.904	32.084	1'40.838	270,4	9:51'59.954
5	25.841	14.086	28.945	32.173	1'41.045	272,4	9:53'40.999

3° 7 C. DAVIES (1'41.018)							
Lap	Seg.1	Seg.2	Seg.3	Seg.4	Lap Time	km/h	Local Time
							9:45'17.057
1	32.470	17.040	32.937	34.016	1'56.463P	253,7	9:47'13.520
2	26.994	15.133	29.784	32.617	1'44.528	273,8	9:48'58.048
3	25.829	14.412	29.142	32.183	1'41.566	275,8	9:50'39.614
4	26.851	14.385	29.379	32.154	1'42.769	274,5	9:52'22.383
5	25.949	14.244	29.014	32.127	1'41.334	275,1	9:54'03.717
6	25.848	14.275	29.042	32.114	1'41.279	273,8	9:55'44.996
7	28.413	14.583	29.453	32.840	1'45.289	263,4	9:57'30.285
8	26.782	16.198	29.413	34.391	1'46.784	272,4	9:59'17.069
9	25.883	14.152	28.950	32.033	1'41.018	278,6	10:00'58.087

4° 22 A. LOWES (1'41.098)							
Lap	Seg.1	Seg.2	Seg.3	Seg.4	Lap Time	km/h	Local Time
							9:49'29.437
1	36.846	14.984	29.958	32.939	1'54.727P	263,4	9:51'24.164
2	26.455	14.412	29.193	32.228	1'42.288	269,8	9:53'06.452
3	25.920	14.174	28.840	32.168	1'41.102	272,4	9:54'47.554
4	25.888	14.313	28.816	32.081	1'41.098	270,4	9:56'28.652
5	26.138	14.303	28.880	32.291	1'41.612	272,4	9:58'10.264
6	25.815	14.208	29.021	32.238	1'41.282	273,1	9:59'51.546
7	25.808	14.254	28.802	32.303	1'41.167	271,8	10:01'32.713

5° 60 M. VAN DER MARK (1'41.278)							
Lap	Seg.1	Seg.2	Seg.3	Seg.4	Lap Time	km/h	Local Time
							9:45'19.768
1	31.825	16.561	33.843	33.986	1'56.215P	238,5	9:47'15.983
2	26.690	14.348	30.601	32.846	1'44.485	273,1	9:49'00.468
3	26.290	14.273	29.322	32.210	1'42.095	275,1	9:50'42.563
4	25.962	14.261	29.150	32.169	1'41.542	271,8	9:52'24.105
5	25.929	14.250	29.048	32.171	1'41.398	272,4	9:54'05.503
6	25.950	14.245	28.990	32.093	1'41.278	270,4	9:55'46.781
7	25.875	14.322	28.993	32.255	1'41.445	269,1	9:57'28.226
8	25.905	14.282	29.091	32.129	1'41.407	273,1	9:59'09.633
9	25.905	14.265	29.127	32.206	1'41.503	270,4	10:00'51.136

6° 66 T. SYKES (1'41.341)							
Lap	Seg.1	Seg.2	Seg.3	Seg.4	Lap Time	km/h	Local Time
							9:45'44.626
1	35.592	18.976	34.199	35.943	2'04.710P	219,6	9:47'49.336
2	27.396	15.406	30.531	35.302	1'48.635	264,6	9:49'37.971

3	26.106	14.538	29.479	32.385	1'42.508	271,1	9:51'20.479
4	26.004	14.287	28.948	32.558	1'41.797	271,8	9:53'02.276
5	27.316	14.695	32.345	33.311	1'47.667	269,1	9:54'49.943
6	25.903	14.197	28.931	32.324	1'41.355	272,4	9:56'31.298
7	25.809	14.273	28.939	32.320	1'41.341	272,4	9:58'12.639
8	25.949	14.446	32.036	35.933	1'48.364	270,4	10:00'01.003

7° 2 L. CAMIER (1'41.514)							
Lap	Seg.1	Seg.2	Seg.3	Seg.4	Lap Time	km/h	Local Time
							9:45'03.929
1							1'55.932P
2							1'45.047
3							1'42.369
4							1'41.709
5							1'42.093
6							1'45.900
7							1'41.687
8							1'42.616
9							1'41.514

8° 81 J. TORRES (1'41.716)							
Lap	Seg.1	Seg.2	Seg.3	Seg.4	Lap Time	km/h	Local Time
							9:45'13.632
1	35.807	16.873	34.098	34.316	2'01.094P	256,7	9:47'14.726
2	26.990	15.030	30.760	32.780	1'45.560	270,4	9:49'00.286
3	26.248	14.437	29.698	32.322	1'42.705	273,1	9:50'42.991
4	25.979	14.363	29.183	32.191	1'41.716	272,4	9:52'24.707
5	25.915	14.341	29.459	32.470	1'42.185	269,1	9:54'06.892
6	26.113	14.395	29.757	32.476	1'42.741	269,1	9:55'49.633
7	26.089	14.428	29.354	32.417	1'42.288	269,1	9:57'31.921
8	26.120	14.469	29.267	32.550	1'42.406	270,4	9:59'14.327
9	25.973	14.441	29.247	32.354	1'42.015	269,1	10:00'56.342

9° 40 R. RAMOS (1'41.768)							
Lap	Seg.1	Seg.2	Seg.3	Seg.4	Lap Time	km/h	Local Time
							9:45'48.874
1	32.317	18.139	33.053	34.906	1'58.415P	241,6	9:47'47.289
2	26.842	16.175	29.905	33.646	1'46.568	253,2	9:49'33.857
3	26.241	14.962	29.893	32.510	1'43.606	265,3	9:51'17.463
4	26.013	14.674	29.311	32.367	1'42.365	265,9	9:52'59.828
5	27.433	14.581	29.820	36.007	1'47.841	267,2	9:54'47.669
6	26.054	14.353	29.294	32.067	1'41.768	269,1	9:56'29.437
7	26.029	14.392	29.600	33.337	1'43.358	268,5	9:58'12.795
8	26.134	14.371	29.378	32.348	1'42.231	269,1	9:59'55.026
9	27.504	14.667	29.605	33.634	1'45.410	264,0	10:01'40.436

10° 32 L. SAVADORI (1'41.805)							
Lap	Seg.1	Seg.2	Seg.3	Seg.4	Lap Time	km/h	Local Time
							9:45'03.972
1	34.840	16.353	31.434	34.247	1'56.874P	256,1	9:47'00.846
2	26.797	14.937	29.763	32.837	1'44.334	267,8	9:48'45.180
3	26.216	14.521	29.251	32.609	1'42.597	269,1	9:50'27.777
4	26.095	14.476	29.160	32.430	1'42.161	265,9	9:52'09.938
5	26.070	14.370	31.198	32.411	1'44.049	269,1	9:53'53.987
6	26.027	14.438	29.219	32.338	1'42.022	270,4	9:55'36.009
7	25.997	14.420	29.173	32.523	1'42.113	268,5	9:57'18.122
8	31.875	17.686	35.668	32.849	1'58.078	237,9	9:59'16.200
9	25.981	14.383	29.077	32.364	1'41.805	268,5	10:00'58.005

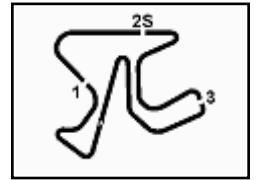
11° 12 X. FORÉS (1'41.891)							
Lap	Seg.1	Seg.2	Seg.3	Seg.4	Lap Time	km/h	Local Time
							9:45'03.929
1	34.704	15.946	31.471	33.811	1'55.932P	264,0	9:46'59.861
2	27.063	14.811	29.927	32.906	1'44.707	269,8	9:48'44.568

21/10/2017

P = Pits In/Out - C = Lap-Time Cancelled

These data/results cannot be reproduced, stored and/or transmitted in whole or in part by any manner of electronic, mechanical, photocopying, recording, broadcasting or otherwise now known or herein after developed without the previous express consent by the copyright owner, except for reproduction in daily press and regular printed publications on sale to the public within 60 days of the event related to those data/results and always provided that copyright symbol appears together as follows below.

© DORNA WSBK ORGANIZATION Srl 2017



Spanish Round, 20-21-22 October 2017 World Superbike - Chronological Analysis Free Practice 3rd Session

Jerez 4.423 m

2 / 3

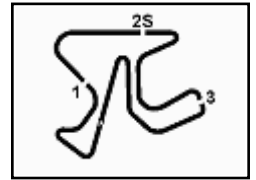
Lap	Seg.1	Seg.2	Seg.3	Seg.4	Lap Time	km/h	Local Time
3	26.156	14.329	29.280	32.513	1'42.278	273,8	9:50'26.846
4	26.026	14.292	29.252	32.321	1'41.891	269,1	9:52'08.737
5	28.390	14.287	29.259	32.182	1'44.118	270,4	9:53'52.855
6	26.252	14.299	29.340	32.382	1'42.273	270,4	9:55'35.128
7	26.071	14.325	29.310	32.333	1'42.039	269,8	9:57'17.167
8	26.096	14.271	29.283	32.426	1'42.076	271,1	9:58'59.243
9	26.156	14.357	29.316	32.515	1'42.344	271,1	10:00'41.587
17° 34 D. GIUGLIANO (1'42.646)							
Lap	Seg.1	Seg.2	Seg.3	Seg.4	Lap Time	km/h	Local Time
1	33.637	19.347	37.609	35.109	2'05.702P		9:45'24.875
2	27.405	15.311	30.195	32.941	1'45.852	264,6	9:49'16.429
3	37.543	17.839	32.304	33.936	2'01.622	234,9	9:51'18.051
4	26.191	14.479	29.397	32.579	1'42.646	269,8	9:53'00.697
5	26.131	14.695	29.684	32.883	1'43.393	266,5	9:54'44.090
6	26.244	14.654	29.510	32.969	1'43.377	264,0	9:56'27.467
7	26.127	14.503	29.536	32.837	1'43.003	268,5	9:58'10.470
8	26.312	16.065	30.528	32.622	1'45.527	245,9	9:59'55.997
9	26.418	14.582	29.482	32.814	1'43.296	269,8	10:01'39.293
18° 84 R. RUSSO (1'43.035)							
Lap	Seg.1	Seg.2	Seg.3	Seg.4	Lap Time	km/h	Local Time
1	35.386	18.009	34.448	34.197	2'02.040P	216,1	9:45'11.958
2	27.261	15.381	30.204	32.916	1'45.762	263,4	9:47'13.998
3	26.428	14.607	30.181	32.613	1'43.829	267,2	9:50'43.589
4	26.209	14.478	29.515	32.833	1'43.035	269,1	9:52'26.624
5	31.165	14.692	29.588	32.735	1'48.180	265,9	9:54'14.804
6	26.271	14.559	29.547	33.194	1'43.571	270,4	9:55'58.375
7	27.508	15.244	30.938	32.716	1'46.406	260,3	9:57'44.781
8	26.318	14.545	30.034	32.853	1'43.750	268,5	9:59'28.531
9	26.340	14.624	29.780	32.763	1'43.507	265,3	10:01'12.038
19° 37 O. JEZEK (1'43.081)							
Lap	Seg.1	Seg.2	Seg.3	Seg.4	Lap Time	km/h	Local Time
1	36.199	17.059	34.395	36.809	2'04.462P	237,4	9:45'08.518
2	28.208	15.395	30.726	33.861	1'48.190	259,7	9:47'12.980
3	26.875	14.888	29.969	32.711	1'44.443	264,0	9:49'01.170
4	26.423	14.651	31.103	32.645	1'44.822	263,4	9:52'30.435
5	26.433	14.495	29.582	32.571	1'43.081	265,3	9:54'13.516
6	26.175	14.675	29.901	32.991	1'43.742	267,2	9:55'57.258
7	26.333	14.628	29.645	32.615	1'43.221	265,3	9:57'40.479
8	26.185	14.724	29.683	33.496	1'44.088	264,6	9:59'24.567
9	26.545	14.652	29.756	36.007	1'46.960	261,5	10:01'11.527
20° 86 A. BADOVINI (1'43.251)							
Lap	Seg.1	Seg.2	Seg.3	Seg.4	Lap Time	km/h	Local Time
1	33.988	16.790	33.245	34.144	1'58.167P	219,6	9:47'15.418
2	27.228	14.745	30.519	33.002	1'45.494	272,4	9:49'00.912
3	26.349	14.368	30.687	32.437	1'43.841	272,4	9:50'44.753
4	26.801	14.437	29.379	32.481	1'43.098	270,4	9:52'27.851
5	26.151	14.453	29.445	32.527	1'42.576	270,4	9:54'10.427
6	26.231	14.385	29.927	32.629	1'43.172	271,8	9:55'53.599
7	26.206	14.464	29.529	32.678	1'42.877	270,4	9:57'36.476
8	26.317	14.523	29.539	32.839	1'43.218	269,8	9:59'19.694
9	26.403	14.626	29.671	33.721	1'44.421	273,8	10:01'04.115
16° 35 R. DE ROSA (1'42.621)							
Lap	Seg.1	Seg.2	Seg.3	Seg.4	Lap Time	km/h	Local Time
1	33.680	16.379	32.152	34.163	1'56.374P	239,5	9:45'22.627
2	26.960	14.633	30.418	32.990	1'45.001	268,5	9:47'19.001
3	26.469	14.431	29.437	32.730	1'43.067	269,1	9:50'47.069
4	26.238	14.461	29.345	32.577	1'42.621	269,1	9:52'29.690
5	26.333	14.464	29.313	32.686	1'42.796	267,2	9:54'12.486
21° 72 T. TAKAHASHI (1'43.718)							
Lap	Seg.1	Seg.2	Seg.3	Seg.4	Lap Time	km/h	Local Time
1	35.078	16.744	33.687	36.050	2'01.559P	242,6	9:45'15.491
2	27.829	15.258	31.232	33.656	1'47.975	262,7	9:47'17.050
3	26.840	14.675	30.179	33.014	1'44.708	269,8	9:50'49.733
4	26.622	14.629	29.901	33.258	1'44.410	268,5	9:52'34.143
5	26.443	14.689	29.908	32.931	1'43.971	267,2	9:54'18.114

21/10/2017

P = Pits In/Out - C = Lap-Time Cancelled

These data/results cannot be reproduced, stored and/or transmitted in whole or in part by any manner of electronic, mechanical, photocopying, recording, broadcasting or otherwise now known or herein after developed without the previous express consent by the copyright owner, except for reproduction in daily press and regular printed publications on sale to the public within 60 days of the event related to those data/results and always provided that copyright symbol appears together as follows below.

© DORNA WSBK ORGANIZATION Srl 2017



Spanish Round, 20-21-22 October 2017 World Superbike - Chronological Analysis Free Practice 3rd Session

6	26.421	14.573	29.740	33.056	1'43.790	267,8	9:56'01.904
7	26.523	14.555	29.807	32.934	1'43.819	269,1	9:57'45.723
8	26.261	14.623	29.847	32.987	1'43.718	272,4	9:59'29.441
9	26.928	14.608	30.459	33.213	1'45.208	273,8	10:01'14.649

22° 99 D. SCHMITTER (1'44.748)							
Lap	Seg.1	Seg.2	Seg.3	Seg.4	Lap Time	km/h	Local Time
							9:45'03.841
1	36.446	16.167	32.295	35.379	2'00.287P	256,1	9:47'04.128
2	27.722	15.373	31.593	5'38.475	6'53.163P	262,1	9:53'57.291
3	41.408	15.119	30.920	33.557	2'01.004P	265,3	9:55'58.295
4	26.881	14.683	30.313	33.653	1'45.530	267,2	9:57'43.825
5	26.903	14.618	30.181	33.848	1'45.550	266,5	9:59'29.375
6	26.822	14.594	30.102	33.230	1'44.748	268,5	10:01'14.123

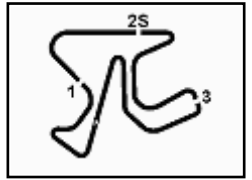
21/10/2017

P = Pits In/Out - C = Lap-Time Cancelled

These data/results cannot be reproduced, stored and/or transmitted in whole or in part by any manner of electronic, mechanical, photocopying, recording, broadcasting or otherwise now known or herein after developed without the previous express consent by the copyright owner, except for reproduction in daily press and regular printed publications on sale to the public within 60 days of the event related to those data/results and always provided that copyright symbol appears together as follows below.

© DORNA WSBK ORGANIZATION Srl 2017

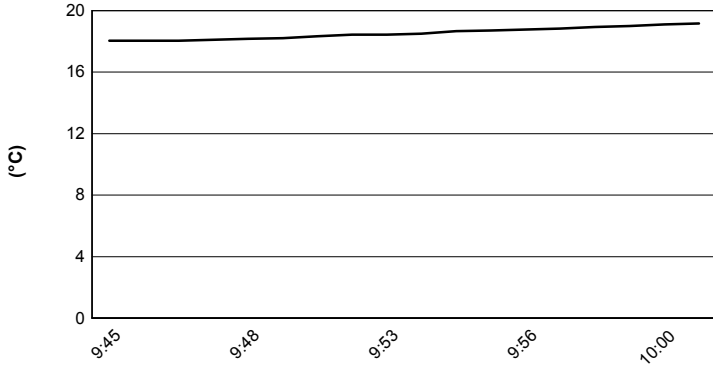




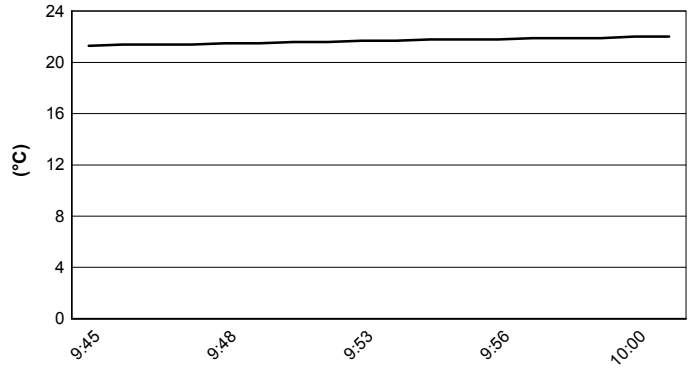
Jerez 4.423 m

Spanish Round, 20-21-22 October 2017
World Superbike - Weather Report Free Practice 3rd Session
 Session started 09:45 - Session ended 10:01

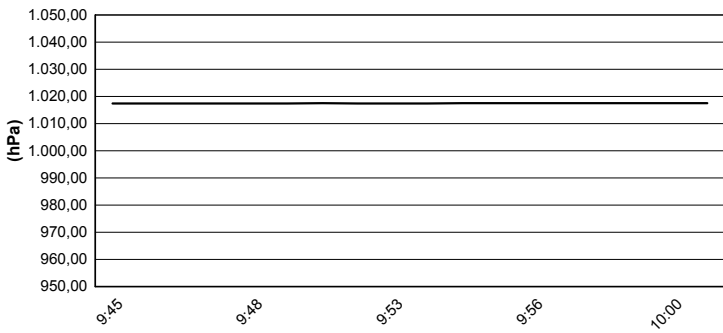
Air Temperature



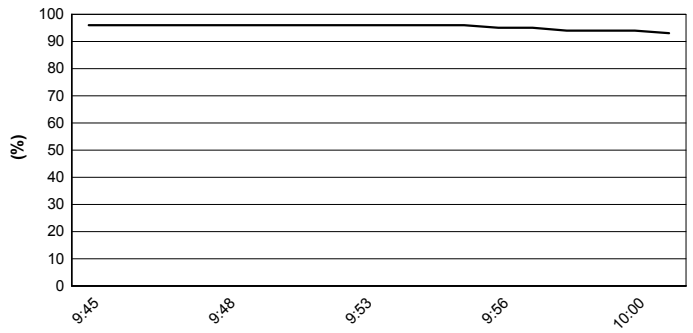
Track Temperature



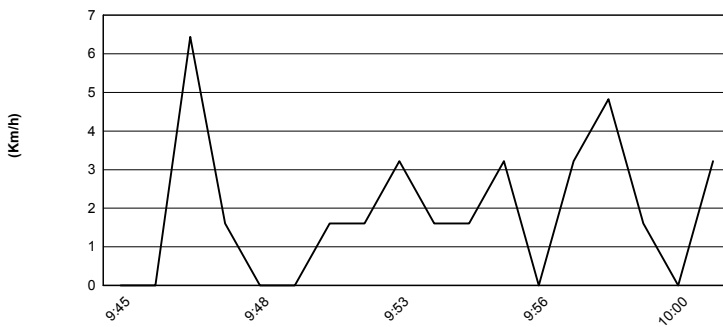
Air Pressure



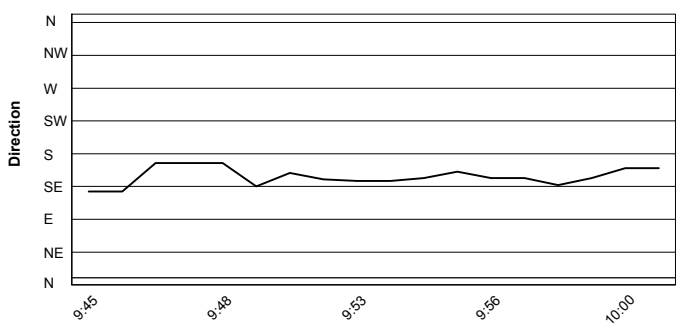
Humidity



Wind Speed



Wind Direction



21/10/2017

These data/results cannot be reproduced, stored and/or transmitted in whole or in part by any manner of electronic, mechanical, photocopying, recording, broadcasting or otherwise now known or herein after developed without the previous express consent by the copyright owner, except for reproduction in daily press and regular printed publications on sale to the public within 60 days of the event related to those data/results and always provided that copyright symbol appears together as follows below.

© DORNA WSBK ORGANIZATION Srl 2017

