

Spanish Round, 20-21-22 October 2017

World Superbike - Results Superpole 1

Jerez 4.423 m

1 / 2

No.	Rider	Nat	Team	Bike	Time	Gap	Rel.	Laps	Speed	
									Avg	Max
1*	2 L. CAMIER	GBR	MV Agusta Reparto Corse	MV Agusta 1000 F4	1'40.062			8	159,129	268,5
2*	12 X. FORÉS	ESP	BARNI Racing Team	Ducati Panigale R	1'40.425	0.363	0.363	7	158,554	274,5
3	36 L. MERCADO	ARG	IODARacing	Aprilia RSV4 RF	1'40.842	0.780	0.417	7	157,898	275,8
4	35 R. DE ROSA	ITA	Althea BMW Racing Team	BMW S 1000 RR	1'40.916	0.854	0.074	7	157,783	273,1
5	81 J. TORRES	ESP	Althea BMW Racing Team	BMW S 1000 RR	1'40.992	0.930	0.076	8	157,664	271,8
6	121 A. ANDREOZZI	ITA	Guandalini Racing	Yamaha YZF R1	1'41.024	0.962	0.032	7	157,614	268,5
7	34 D. GIUGLIANO	ITA	Red Bull Honda World Superbike Team	Honda CBR1000RR	1'41.326	1.264	0.302	7	157,144	273,8
8	37 O. JEZEK	CZE	Grillini Racing Team	Kawasaki ZX-10RR	1'41.890	1.828	0.564	7	156,274	268,5
9	84 R. RUSSO	ITA	Pedercini Racing SC-Project	Kawasaki ZX-10RR	1'42.377	2.315	0.487	6	155,531	269,8
10	86 A. BADOVINI	ITA	Grillini Racing Team	Kawasaki ZX-10RR	1'42.516	2.454	0.139	7	155,320	268,5
11	72 T. TAKAHASHI	JPN	Red Bull Honda World Superbike Team	Honda CBR1000RR	1'42.804	2.742	0.288	9	154,885	271,1
12	99 D. SCHMITTER	SUI	eighty one HPC-Power Suzuki Racing	Suzuki GSX-R1000	1'45.942	5.880	3.138	6	150,297	267,8

* Qualified to Superpole 2

AIR	Humidity:	85%	Temp:	20°C
TRACK	Condition:	Dry	Temp:	24°C

Records	Pole (SP2)	2016 T.Sykes	1'39.190	160,530	Km/h
	Race (RACE1)	2015 J.Rea	1'41.136	157,440	Km/h
	Circuit (SP2)	2016 T.Sykes	1'39.190	160,530	Km/h

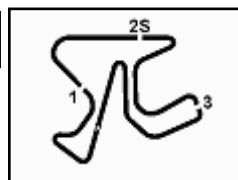
Start
21/10/2017 10.30

End
10:46

The results are provisional until the end of the time limit for protests and appeals and the completion of the technical checks.

These data/results cannot be reproduced, stored and/or transmitted in whole or in part by any manner of electronic, mechanical, photocopying, recording, broadcasting or otherwise now known or herein after developed without the previous express consent by the copyright owner, except for reproduction in daily press and regular printed publications on sale to the public within 60 days of the event related to those data/results and always provided that copyright symbol appears together as follows below.

© DORNA WSBK ORGANIZATION Srl 2017



Spanish Round, 20-21-22 October 2017

World Superbike - Results Superpole 1

Session Highlights

Local Time	No. Rider	Description
10.30.00		Start
10.45.37	84 R. RUSSO	On the Gravel - Re-Joined - Turn 8
10.45.49	72 T. TAKAHASHI	On the Gravel - Re-Joined - Turn 9
10.46.36		End Of Session

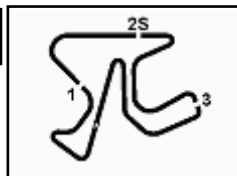
Fastest Laps Sequence

No.	Rider	Nat	Team	Bike	Local Time	Time	Gap	Avg
84	R. RUSSO	ITA	Pedercini Racing SC-Project	Kawasaki ZX-10RR	10:33'36.234	1'42.414		155,475
121	A. ANDREOZZI	ITA	Guandalini Racing	Yamaha YZF R1	10:33'57.340	1'41.024	-1.390	157,614
2	L. CAMIER	GBR	MV Agusta Reparto Corse	MV Agusta 1000 F4	10:34'08.704	1'40.859	-0.165	157,872
2	L. CAMIER	GBR	MV Agusta Reparto Corse	MV Agusta 1000 F4	10:35'49.557	1'40.853	-0.006	157,881
36	L. MERCADO	ARG	IODARacing	Aprilia RSV4 RF	10:36'51.515	1'40.842	-0.011	157,898
12	X. FORÉS	ESP	BARNI Racing Team	Ducati Panigale R	10:43'42.606	1'40.425	-0.417	158,554
2	L. CAMIER	GBR	MV Agusta Reparto Corse	MV Agusta 1000 F4	10:44'01.832	1'40.062	-0.363	159,129

21/10/2017 Start End The results are provisional until the end of the time limit for protests and appeals
 10.30 10:46 and the completion of the technical checks.

These data/results cannot be reproduced, stored and/or transmitted in whole or in part by any manner of electronic, mechanical, photocopying, recording, broadcasting or otherwise now known or herein after developed without the previous express consent by the copyright owner, except for reproduction in daily press and regular printed publications on sale to the public within 60 days of the event related to those data/results and always provided that copyright symbol appears together as follows below.

© DORNA WSBK ORGANIZATION Srl 2017



Jerez 4.423 m

Spanish Round, 20-21-22 October 2017 World Superbike - Best Sector & Speed Superpole 1

BEST LAP			
1	2 L. CAMIER	MV Agusta 1000 F4	1'40.062
2	12 X. FORÉS	Ducati Panigale R	1'40.425
3	36 L. MERCADO	Aprilia RSV4 RF	1'40.842
4	35 R. DE ROSA	BMW S 1000 RR	1'40.916
5	81 J. TORRES	BMW S 1000 RR	1'40.992
6	121 A. ANDREOZZI	Yamaha YZF R1	1'41.024
7	34 D. GIUGLIANO	Honda CBR1000RR	1'41.326
8	37 O. JEZEK	Kawasaki ZX-10RR	1'41.890
9	84 R. RUSSO	Kawasaki ZX-10RR	1'42.377
10	86 A. BADOVINI	Kawasaki ZX-10RR	1'42.516
11	72 T. TAKAHASHI	Honda CBR1000RR	1'42.804
12	99 D. SCHMITTER	Suzuki GSX-R1000	1'45.942

SPEED			
1	36 L. MERCADO	Aprilia RSV4 RF	275,8
2	12 X. FORÉS	Ducati Panigale R	274,5
3	34 D. GIUGLIANO	Honda CBR1000RR	273,8
4	35 R. DE ROSA	BMW S 1000 RR	273,1
5	81 J. TORRES	BMW S 1000 RR	271,8
6	72 T. TAKAHASHI	Honda CBR1000RR	271,1
7	84 R. RUSSO	Kawasaki ZX-10RR	269,8
8	37 O. JEZEK	Kawasaki ZX-10RR	268,5
9	121 A. ANDREOZZI	Yamaha YZF R1	268,5
10	2 L. CAMIER	MV Agusta 1000 F4	268,5
11	86 A. BADOVINI	Kawasaki ZX-10RR	268,5
12	99 D. SCHMITTER	Suzuki GSX-R1000	267,8

SEG. 1			SEG. 2			SEG. 3			SEG. 4		
1	2 L. CAMIER	25.430	1	12 X. FORÉS	14.054	1	2 L. CAMIER	28.546	1	12 X. FORÉS	31.822
2	121 A. ANDREOZZI	25.486	2	35 R. DE ROSA	14.125	2	81 J. TORRES	28.842	2	36 L. MERCADO	31.845
3	12 X. FORÉS	25.671	3	36 L. MERCADO	14.128	3	12 X. FORÉS	28.873	3	2 L. CAMIER	31.937
4	35 R. DE ROSA	25.703	4	121 A. ANDREOZZI	14.139	4	121 A. ANDREOZZI	28.898	4	81 J. TORRES	32.032
5	81 J. TORRES	25.709	5	2 L. CAMIER	14.149	5	35 R. DE ROSA	28.943	5	121 A. ANDREOZZI	32.082
6	36 L. MERCADO	25.720	6	34 D. GIUGLIANO	14.214	6	36 L. MERCADO	28.949	6	35 R. DE ROSA	32.145
7	34 D. GIUGLIANO	25.765	7	37 O. JEZEK	14.222	7	34 D. GIUGLIANO	29.085	7	34 D. GIUGLIANO	32.221
8	37 O. JEZEK	25.982	8	81 J. TORRES	14.261	8	37 O. JEZEK	29.232	8	84 R. RUSSO	32.382
9	84 R. RUSSO	26.024	9	84 R. RUSSO	14.301	9	86 A. BADOVINI	29.407	9	86 A. BADOVINI	32.384
10	86 A. BADOVINI	26.199	10	72 T. TAKAHASHI	14.377	10	72 T. TAKAHASHI	29.438	10	37 O. JEZEK	32.454
11	72 T. TAKAHASHI	26.295	11	86 A. BADOVINI	14.389	11	84 R. RUSSO	29.441	11	72 T. TAKAHASHI	32.595
12	99 D. SCHMITTER	26.665	12	99 D. SCHMITTER	14.554	12	99 D. SCHMITTER	30.608	12	99 D. SCHMITTER	33.322

21/10/2017

These data/results cannot be reproduced, stored and/or transmitted in whole or in part by any manner of electronic, mechanical, photocopying, recording, broadcasting or otherwise now known or herein after developed without the previous express consent by the copyright owner, except for reproduction in daily press and regular printed publications on sale to the public within 60 days of the event related to those data/results and always provided that copyright symbol appears together as follows below.

© DORNA WSBK ORGANIZATION Srl 2017

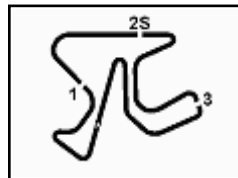
FICR PERUGIA TIMING



Official Tyre Supplier



Official Timekeeper



Jerez 4.423 m

Spanish Round, 20-21-22 October 2017

World Superbike - Ideal Times Superpole 1

Rider No.	Nat	Bike	Seg. 1 Diff. 1	Seg. 2 Diff. 2	Seg. 3 Diff. 3	Seg. 4 Diff. 4	Ideal Time			
							Best Lap	Pos.	Diff.	
1	2 L. CAMIER	GBR	MV Agusta 1000 F4	25.430	14.149	28.546	31.937	1'40.062 1'40.062	1	
2	12 X. FORÉS	ESP	Ducati Panigale R	25.671 0.005	14.054	28.873	31.822	1'40.420 1'40.425	2	0.005
3	121 A. ANDREOZZI	ITA	Yamaha YZF R1	25.486 0.253	14.139	28.898 0.166	32.082	1'40.605 1'41.024	6	0.419
4	36 L. MERCADO	ARG	Aprilia RSV4 RF	25.720 0.007	14.128 0.055	28.949	31.845 0.138	1'40.642 1'40.842	3	0.200
5	81 J. TORRES	ESP	BMW S 1000 RR	25.709 0.097	14.261 0.051	28.842	32.032	1'40.844 1'40.992	5	0.148
6	35 R. DE ROSA	ITA	BMW S 1000 RR	25.703	14.125	28.943	32.145	1'40.916 1'40.916	4	
7	34 D. GIUGLIANO	ITA	Honda CBR1000RR	25.765	14.214	29.085	32.221 0.041	1'41.285 1'41.326	7	0.041
8	37 O. JEZEK	CZE	Kawasaki ZX-10RR	25.982	14.222	29.232	32.454	1'41.890 1'41.890	8	
9	84 R. RUSSO	ITA	Kawasaki ZX-10RR	26.024 0.087	14.301 0.127	29.441 0.015	32.382	1'42.148 1'42.377	9	0.229
10	86 A. BADOVINI	ITA	Kawasaki ZX-10RR	26.199	14.389 0.131	29.407	32.384 0.006	1'42.379 1'42.516	10	0.137
11	72 T. TAKAHASHI	JPN	Honda CBR1000RR	26.295	14.377 0.099	29.438	32.595	1'42.705 1'42.804	11	0.099
12	99 D. SCHMITTER	SUI	Suzuki GSX-R1000	26.665 0.078	14.554 0.127	30.608 0.227	33.322 0.361	1'45.149 1'45.942	12	0.793
Overall Ideal Time				25.430	14.054	28.546	31.822	1'39.852		

21/10/2017

These data/results cannot be reproduced, stored and/or transmitted in whole or in part by any manner of electronic, mechanical, photocopying, recording, broadcasting or otherwise now known or herein after developed without the previous express consent by the copyright owner, except for reproduction in daily press and regular printed publications on sale to the public within 60 days of the event related to those data/results and always provided that copyright symbol appears together as follows below.

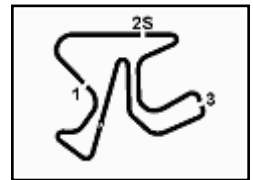
© DORNA WSBK ORGANIZATION Srl 2017

PIRELLI PERUGIA TIMING


Official Tyre Supplier



Official Timekeeper



Spanish Round, 20-21-22 October 2017 World Superbike - Chronological Analysis Superpole 1

Jerez 4.423 m

1 / 2

1° 2 L. CAMIER (1'40.062)							
Lap	Seg.1	Seg.2	Seg.3	Seg.4	Lap Time	km/h	Local Time
							10:30'36.303
1	33.859	14.779	29.876	33.028	1'51.542P	264,0	10:32'27.845
2	25.789	14.270	28.697	32.103	1'40.859	266,5	10:34'08.704
3	25.665	14.366	28.866	31.956	1'40.853	267,8	10:35'49.557
4	25.632	14.260	28.762	32.192	1'40.846	268,5	10:37'30.403
5	26.822	14.564	29.309	1'53.871	3'04.566P	267,2	10:40'34.963
6	31.329	14.360	28.961	32.151	1'46.801P	267,8	10:42'21.770
7	25.430	14.149	28.546	31.937	1'40.062	267,8	10:44'01.832
8	25.494	14.164	28.799	31.973	1'40.430	268,5	10:45'42.262

2° 12 X. FORÉS (1'40.425)							
Lap	Seg.1	Seg.2	Seg.3	Seg.4	Lap Time	km/h	Local Time
							10:31'34.595
1	31.827	14.672	33.332	32.427	1'52.258P	270,4	10:33'26.853
2	25.809	14.165	29.053	31.931	1'40.958	273,8	10:35'07.811
3	25.760	14.237	29.074	31.967	1'41.038	271,1	10:36'48.849
4	26.052	14.791	29.521	2'09.558	3'19.922P	262,7	10:40'08.771
5	35.355	15.973	30.122	31.960	1'53.410P	233,9	10:42'02.181
6	25.676	14.054	28.873	31.822	1'40.425	274,5	10:43'42.606
7	25.671	14.168	28.909	32.057	1'40.805	272,4	10:45'23.411

3° 36 L. MERCADO (1'40.842)							
Lap	Seg.1	Seg.2	Seg.3	Seg.4	Lap Time	km/h	Local Time
							10:31'27.062
1	36.279	18.400	35.495	32.374	2'02.548P	217,4	10:33'29.610
2	25.819	14.188	29.132	31.924	1'41.063	273,8	10:35'10.673
3	25.727	14.183	28.949	31.983	1'40.842	274,5	10:36'51.515
4	26.106	14.360	29.861	2'43.207	3'53.534P	271,8	10:40'45.049
5	30.560	14.361	29.625	32.061	1'46.607P	273,1	10:42'31.656
6	25.720	14.139	29.139	31.877	1'40.875	275,8	10:44'12.531
7	25.732	14.128	29.209	31.845	1'40.914	275,1	10:45'53.445

4° 35 R. DE ROSA (1'40.916)							
Lap	Seg.1	Seg.2	Seg.3	Seg.4	Lap Time	km/h	Local Time
							10:30'04.071
1	32.556	14.653	29.513	32.496	1'49.218P	261,5	10:31'53.289
2	25.903	14.303	34.311	34.290	1'48.807	268,5	10:33'42.096
3	26.058	14.243	29.093	32.302	1'41.696	269,1	10:35'23.792
4	26.024	14.385	29.184	3'15.447	4'25.040P	270,4	10:39'48.832
5	51.966	17.625	32.994	32.284	2'14.869P	163,3	10:42'03.701
6	25.703	14.125	28.943	32.145	1'40.916	273,1	10:43'44.617
7	25.854	14.295	29.298	32.339	1'41.786	268,5	10:45'26.403

5° 81 J. TORRES (1'40.992)							
Lap	Seg.1	Seg.2	Seg.3	Seg.4	Lap Time	km/h	Local Time
							10:30'03.745
1	31.919	14.703	29.632	32.322	1'48.576P	260,9	10:31'52.321
2	30.555	15.192	30.262	32.753	1'48.762	265,9	10:33'41.083
3	25.853	14.278	28.891	32.093	1'41.115	271,1	10:35'22.198
4	26.135	14.507	29.311	1'39.267	2'49.220P	267,2	10:38'11.418
5	30.587	14.924	29.715	32.688	1'47.914P	267,8	10:39'59.332
6	25.768	14.261	28.958	32.205	1'41.192	270,4	10:41'40.524
7	25.709	14.284	28.963	32.072	1'41.028	271,8	10:43'21.552
8	25.806	14.312	28.842	32.032	1'40.992	270,4	10:45'02.544

6° 121 A. ANDREOZZI (1'41.024)							
Lap	Seg.1	Seg.2	Seg.3	Seg.4	Lap Time	km/h	Local Time
							10:30'26.642
1	32.894	14.624	29.702	32.454	1'49.674P	264,0	10:32'16.316
2	25.739	14.139	29.064	32.082	1'41.024	267,8	10:33'57.340
3	25.971	14.353	29.751	3'18.839	4'28.914P	265,9	10:38'26.254
4	36.106	17.834	33.780	32.323	2'00.043P	199,8	10:40'26.297

7° 34 D. GIUGLIANO (1'41.326)							
Lap	Seg.1	Seg.2	Seg.3	Seg.4	Lap Time	km/h	Local Time
							10:30'49.768
1	32.716	14.862	30.490	33.128	1'51.196P	262,7	10:32'40.964
2	25.997	14.425	29.254	32.388	1'42.064	270,4	10:34'23.028
3	25.932	14.424	29.214	32.467	1'42.037	269,8	10:36'05.065
4	28.296	15.049	30.579	2'26.370	3'40.294P	257,9	10:39'45.359
5	42.135	16.406	40.544	40.776	2'19.861P	244,2	10:42'05.220
6	25.769	14.288	29.155	32.221	1'41.433	273,8	10:43'46.653
7	25.765	14.214	29.085	32.262	1'41.326	271,8	10:45'27.979

8° 37 O. JEZEK (1'41.890)							
Lap	Seg.1	Seg.2	Seg.3	Seg.4	Lap Time	km/h	Local Time
							10:30'13.300
1	33.479	15.829	31.537	33.750	1'54.595P	245,9	10:32'07.895
2	26.411	14.520	29.911	32.977	1'43.819	262,1	10:33'51.714
3	26.467	14.486	29.751	32.711	1'43.415	264,0	10:35'35.129
4	29.050	15.317	30.952	2'52.290	4'07.609P	257,3	10:39'42.738
5	34.808	19.291	33.263	40.300	2'07.662P	231,0	10:41'50.400
6	26.196	14.454	37.817	38.628	1'57.095	265,9	10:43'47.495
7	25.982	14.222	29.232	32.454	1'41.890	268,5	10:45'29.385

9° 84 R. RUSSO (1'42.377)							
Lap	Seg.1	Seg.2	Seg.3	Seg.4	Lap Time	km/h	Local Time
							10:30'03.559
1	32.801	14.991	29.801	32.668	1'50.261P	256,7	10:31'53.820
2	26.180	14.301	29.458	32.475	1'42.414	269,8	10:33'36.234
3	26.152	14.428	31.992	4'36.393	5'48.965P	267,8	10:39'25.199
4	32.414	14.734	29.909	32.745	1'49.802P	260,3	10:41'15.001
5	26.111	14.428	29.456	32.382	1'42.377	267,8	10:42'57.378
6	26.024	14.460	29.441	32.540	1'42.465	264,0	10:44'39.843

10° 86 A. BADOVINI (1'42.516)							
Lap	Seg.1	Seg.2	Seg.3	Seg.4	Lap Time	km/h	Local Time
							10:30'04.497
1	32.339	14.623	30.204	32.879	1'50.045P	264,0	10:31'54.542
2	26.285	14.430	29.722	32.554	1'42.991	267,2	10:33'37.533
3	26.224	14.389	29.699	32.632	1'42.944	268,5	10:35'20.477
4	28.578	15.588	30.963	3'09.074	4'24.203P	262,7	10:39'44.680
5	41.340	17.716	36.727	36.167	2'11.950P	170,6	10:41'56.630
6	26.199	14.520	29.407	32.390	1'42.516	260,9	10:43'39.146
7	32.085	14.481	29.601	32.384	1'48.551	267,8	10:45'27.697

11° 72 T. TAKAHASHI (1'42.804)							
Lap	Seg.1	Seg.2	Seg.3	Seg.4	Lap Time	km/h	Local Time
							10:30'11.413
1	31.924	14.873	30.588	33.052	1'50.437P	266,5	10:32'01.850
2	26.323	14.377	29.661	32.778	1'43.139	271,1	10:33'44.989
3	26.346	14.829	29.673	32.783	1'43.631	264,0	10:35'28.620
4	26.377	14.549	29.714	32.895	1'43.535	267,8	10:37'12.155
5	26.295	14.476	29.438	32.595	1'42.804	269,1	10:38'54.959
6	26.347	14.525	29.636	32.937	1'43.445	268,5	10:40'38.404
7	26.526	14.626	31.046	32.941	1'45.139	265,3	10:42'23.543
8	26.380	14.488	29.695	33.182	1'43.745	268,5	10:44'07.288
9	26.379	14.427			2'12.435	270,4	10:46'19.723

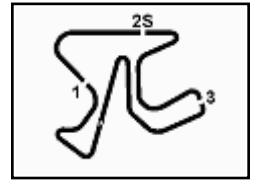
12° 99 D. SCHMITTER (1'45.942)							
Lap	Seg.1	Seg.2	Seg.3	Seg.4	Lap Time	km/h	Local Time
							10:32'36.790
1	32.243	14.813	32.200	33.980	1'53.236P	261,5	10:34'30.026
2	26.743	14.681	30.835	33.683	1'45.942	265,3	10:36'15.968

21/10/2017 P = Pits In/Out - C = Lap-Time Cancelled

These data/results cannot be reproduced, stored and/or transmitted in whole or in part by any manner of electronic, mechanical, photocopying, recording, broadcasting or otherwise now known or herein after developed without the previous express consent by the copyright owner, except for reproduction in daily press and regular printed publications on sale to the public within 60 days of the event related to those data/results and always provided that copyright symbol appears together as follows below.

© DORNA WSBK ORGANIZATION Srl 2017





Jerez 4.423 m

2 / 2

3	26.665	14.656	30.929	3'08.050	4'20.300P	265,3	10:40'36.268
4	30.614	14.737	30.608	33.376	1'49.335P	263,4	10:42'25.603
5	26.780	14.554	34.463	33.322	1'49.119	267,8	10:44'14.722
6	26.921	14.635	31.145	33.421	1'46.122	267,2	10:46'00.844

21/10/2017

P = Pits In/Out - C = Lap-Time Cancelled

These data/results cannot be reproduced, stored and/or transmitted in whole or in part by any manner of electronic, mechanical, photocopying, recording, broadcasting or otherwise now known or herein after developed without the previous express consent by the copyright owner, except for reproduction in daily press and regular printed publications on sale to the public within 60 days of the event related to those data/results and always provided that copyright symbol appears together as follows below.

© DORNA WSBK ORGANIZATION Srl 2017

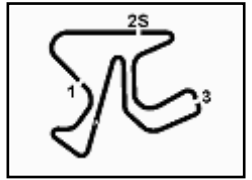
FKR PERUGIA TIMING



Official Tyre Supplier



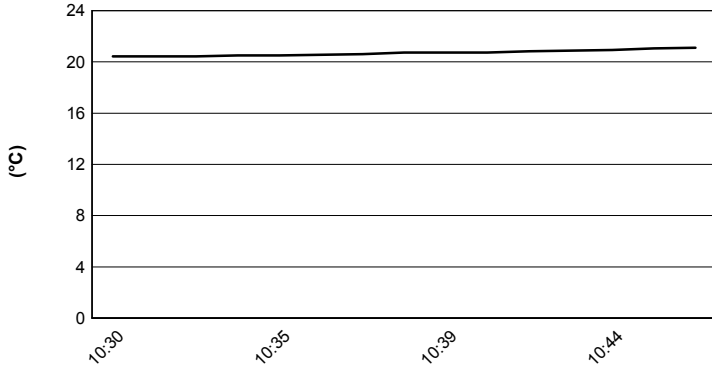
Official Timekeeper



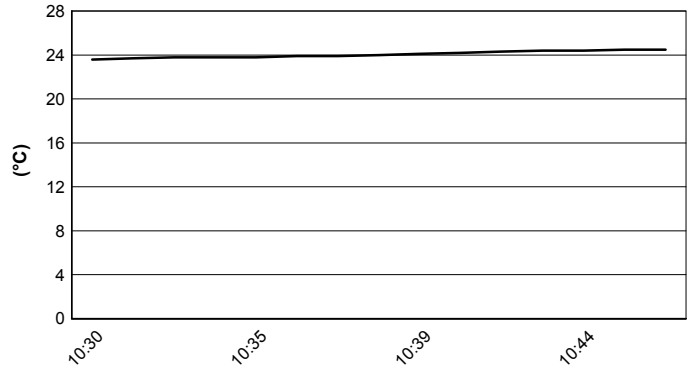
Jerez 4.423 m

Spanish Round, 20-21-22 October 2017
World Superbike - Weather Report Superpole 1
 Session started 10:30 - Session ended 10:46

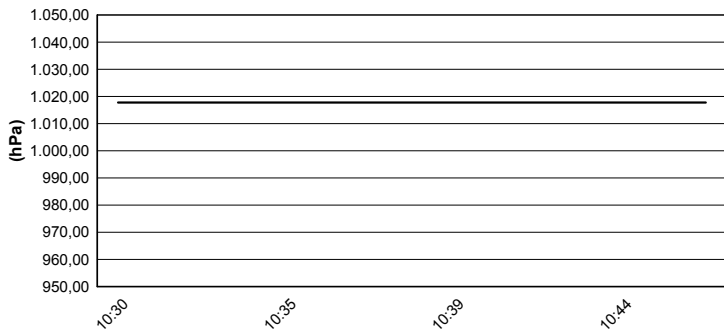
Air Temperature



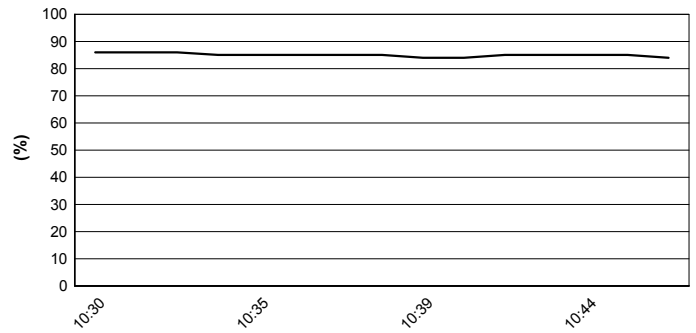
Track Temperature



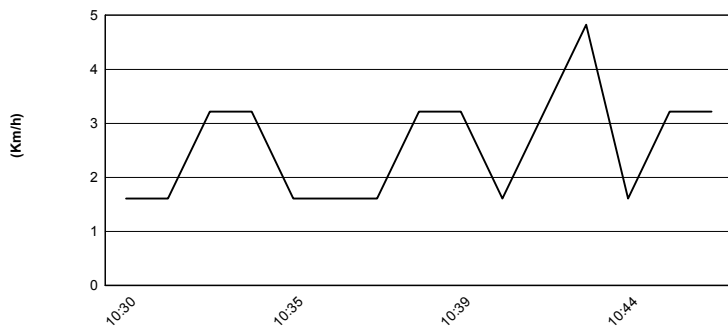
Air Pressure



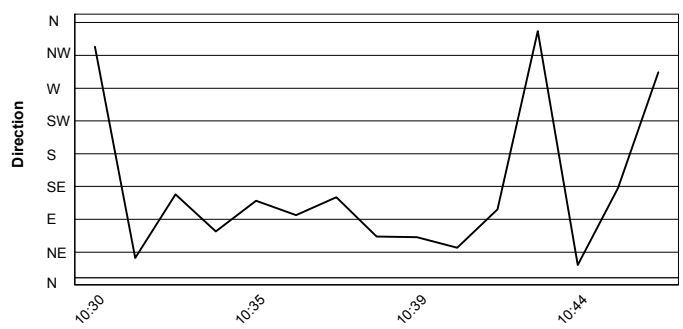
Humidity



Wind Speed



Wind Direction



21/10/2017

These data/results cannot be reproduced, stored and/or transmitted in whole or in part by any manner of electronic, mechanical, photocopying, recording, broadcasting or otherwise now known or herein after developed without the previous express consent by the copyright owner, except for reproduction in daily press and regular printed publications on sale to the public within 60 days of the event related to those data/results and always provided that copyright symbol appears together as follows below.

© DORNA WSBK ORGANIZATION Srl 2017