

Jerez 4.423 m

Spanish Round, 20-21-22 October 2017

World Superbike - Free Practices & Superpole Combined Results

No.	Rider	Nat	Team	Bike	FP 1	FP 2	Laps	Superpole	Gap	Time	Avg
1	33 M. MELANDRI	ITA	Aruba.it Racing - Ducati	Ducati Panigale R	1'40.893	1'40.935	38	1'38.960		1'38.960	160,901
2	1 J. REA	GBR	Kawasaki Racing Team	Kawasaki ZX-10RR	1'40.291	1'40.435	31	1'38.981	0.021	1'38.981	160,867
3	22 A. LOWES	GBR	Pata Yamaha Official WorldSBK Team	Yamaha YZF R1	1'40.891	1'41.244	51	1'39.242	0.282	1'39.242	160,444
4	66 T. SYKES	GBR	Kawasaki Racing Team	Kawasaki ZX-10RR	1'41.337	1'40.888	46	1'39.318	0.358	1'39.318	160,321
5	60 M. VAN DER MARK	NED	Pata Yamaha Official WorldSBK Team	Yamaha YZF R1	1'41.102	1'40.890	51	1'39.561	0.601	1'39.561	159,930
6	32 L. SAVADORI	ITA	Milwaukee Aprilia	Aprilia RSV4 RF	1'41.432	1'41.086	39	1'39.776	0.816	1'39.776	159,585
7	50 E. LAVERTY	IRL	Milwaukee Aprilia	Aprilia RSV4 RF	1'40.896	1'41.414	43	1'39.839	0.879	1'39.839	159,485
8	7 C. DAVIES	GBR	Aruba.it Racing - Ducati	Ducati Panigale R	1'41.204	1'42.456	28	1'39.840	0.880	1'39.840	159,483
9	2 L. CAMIER	GBR	MV Agusta Reparto Corse	MV Agusta 1000 F4	1'42.574	1'41.281	40	1'39.957	0.997	1'39.957	159,296
10	40 R. RAMOS	ESP	Team Kawasaki Go Eleven	Kawasaki ZX-10RR	1'41.191	1'41.449	49	1'40.388	1.428	1'40.388	158,613
11	05 S. GUINTOLI	FRA	Kawasaki Puccetti Racing	Kawasaki ZX-10RR	1'42.065	1'41.194	51	1'40.413	1.453	1'40.413	158,573
12	12 X. FORÉS	ESP	BARNI Racing Team	Ducati Panigale R	1'41.957	1'41.620	40	1'40.535	1.575	1'40.535	158,381
13	36 L. MERCADO	ARG	IODARacing	Aprilia RSV4 RF	1'42.358	1'41.299	43	1'40.842		1'40.842	157,898
14	35 R. DE ROSA	ITA	Althea BMW Racing Team	BMW S 1000 RR	1'42.053	1'41.585	37	1'40.916	0.074	1'40.916	157,783
15	81 J. TORRES	ESP	Althea BMW Racing Team	BMW S 1000 RR	1'41.330	1'41.313	46	1'40.992	0.150	1'40.992	157,664
16	121 A. ANDREOZZI	ITA	Guandalini Racing	Yamaha YZF R1	1'42.573	1'41.987	42	1'41.024	0.182	1'41.024	157,614
17	34 D. GIUGLIANO	ITA	Red Bull Honda World Superbike Team	Honda CBR1000RR	1'43.402	1'42.218	34	1'41.326	0.484	1'41.326	157,144
18	37 O. JEZEK	CZE	Grillini Racing Team	Kawasaki ZX-10RR	1'42.886	1'42.786	46	1'41.890	1.048	1'41.890	156,274
19	84 R. RUSSO	ITA	Pedercini Racing SC-Project	Kawasaki ZX-10RR	1'42.394	1'42.262	37	1'42.377	1.535	1'42.377	155,531
20	86 A. BADOVINI	ITA	Grillini Racing Team	Kawasaki ZX-10RR	1'43.771	1'42.989	30	1'42.516	1.674	1'42.516	155,320
21	72 T. TAKAHASHI	JPN	Red Bull Honda World Superbike Team	Honda CBR1000RR	1'43.402	1'42.918	51	1'42.804	1.962	1'42.804	154,885
22	99 D. SCHMITTER	SUI	eighty one HPC-Power Suzuki Racing	Suzuki GSX-R1000	1'59.019	1'45.382	22	1'45.942	5.100	1'45.942	150,297

21/10/2017

The results are provisional until the end of the time limit for protests and appeals and the completion of the technical checks.

These data/results cannot be reproduced, stored and/or transmitted in whole or in part by any manner of electronic, mechanical, photocopying, recording, broadcasting or otherwise now known or herein after developed without the previous express consent by the copyright owner, except for reproduction in daily press and regular printed publications on sale to the public within 60 days of the event related to those data/results and always provided that copyright symbol appears together as follows below.

© DORNA WSBK ORGANIZATION Srl 2017

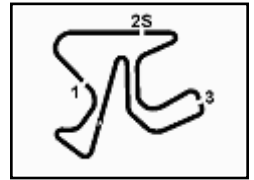
FICR PERUGIA TIMING



Official Tyre Supplier



Official Timekeeper



Jerez 4.423 m

Spanish Round, 20-21-22 October 2017

World Superbike - Starting Grid - Race 1

20 Laps x 4,423 km = 88,460 km

1	33 MELANDRI M. Ducati 1'38.960 SP2	2	1 REA J. Kawasaki 1'38.981 SP2	3	22 LOWES A. Yamaha 1'39.242 SP2
2	66 SYKES T. Kawasaki 1'39.318 SP2	5	60 VAN DER MARK M. Yamaha 1'39.561 SP2	6	32 SAVADORI L. Aprilia 1'39.776 SP2
3	50 LAVERTY E. Aprilia 1'39.839 SP2	8	7 DAVIES C. Ducati 1'39.840 SP2	9	2 CAMIER L. MV Agusta 1'39.957 SP2
4	40 RAMOS R. Kawasaki 1'40.388 SP2	11	05 GUINTOLI S. Kawasaki 1'40.413 SP2	12	12 FORÉS X. Ducati 1'40.535 SP2
5	36 MERCADO L. Aprilia 1'40.842 SP1	14	35 DE ROSA R. BMW 1'40.916 SP1	15	81 TORRES J. BMW 1'40.992 SP1
6	121 ANDREOZZI A. Yamaha 1'41.024 SP1	17	34 GIUGLIANO D. Honda 1'41.326 SP1	18	37 JEZEK O. Kawasaki 1'41.890 SP1
7	84 RUSSO R. Kawasaki 1'42.377 SP1	20	86 BADOVINI A. Kawasaki 1'42.516 SP1	21	72 TAKAHASHI T. Honda 1'42.804 SP1
8	99 SCHMITTER D. Suzuki 1'45.942 SP1				

21/10/2017 Jury President

..... Race Director

These data/results cannot be reproduced, stored and/or transmitted in whole or in part by any manner of electronic, mechanical, photocopying, recording, broadcasting or otherwise now known or herein after developed without the previous express consent by the copyright owner, except for reproduction in daily press and regular printed publications on sale to the public within 60 days of the event related to those data/results and always provided that copyright symbol appears together as follows below.

© DORNA WSBK ORGANIZATION Srl 2017

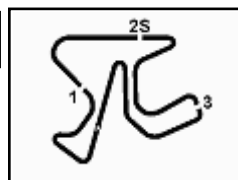
FICR PERUGIA TIMING



Official Tyre Supplier



Official Timekeeper



Spanish Round, 20-21-22 October 2017

World Superbike - Results Superpole 2

Jerez 4.423 m

1 / 2

No.	Rider	Nat	Team	Bike	Time	Gap	Rel.	Laps	Speed	
									Avg	Max
1	33 M. MELANDRI	ITA	Aruba.it Racing - Ducati	Ducati Panigale R	1'38.960			7	160,901	277,2
2	1 J. REA	GBR	Kawasaki Racing Team	Kawasaki ZX-10RR	1'38.981	0.021	0.021	6	160,867	273,8
3	22 A. LOWES	GBR	Pata Yamaha Official WorldSBK Team	Yamaha YZF R1	1'39.242	0.282	0.261	7	160,444	273,1
4	66 T. SYKES	GBR	Kawasaki Racing Team	Kawasaki ZX-10RR	1'39.318	0.358	0.076	6	160,321	271,8
5	60 M. VAN DER MARK	NED	Pata Yamaha Official WorldSBK Team	Yamaha YZF R1	1'39.561	0.601	0.243	7	159,930	274,5
6	32 L. SAVADORI	ITA	Milwaukee Aprilia	Aprilia RSV4 RF	1'39.776	0.816	0.215	6	159,585	271,1
7	50 E. LAVERTY	IRL	Milwaukee Aprilia	Aprilia RSV4 RF	1'39.839	0.879	0.063	6	159,485	274,5
8	7 C. DAVIES	GBR	Aruba.it Racing - Ducati	Ducati Panigale R	1'39.840	0.880	0.001	7	159,483	275,8
9	2 L. CAMIER	GBR	MV Agusta Reparto Corse	MV Agusta 1000 F4	1'39.957	0.997	0.117	8	159,296	267,2
10	40 R. RAMOS	ESP	Team Kawasaki Go Eleven	Kawasaki ZX-10RR	1'40.388	1.428	0.431	7	158,613	271,8
11	05 S. GUINTOLI	FRA	Kawasaki Puccetti Racing	Kawasaki ZX-10RR	1'40.413	1.453	0.025	6	158,573	272,4
12	12 X. FORÉS	ESP	BARNI Racing Team	Ducati Panigale R	1'40.535	1.575	0.122	7	158,381	275,1

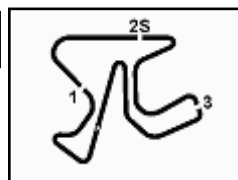
AIR	Humidity:	83%	Temp:	21°C
TRACK	Condition:	Dry	Temp:	25°C

Records	Pole (SP2)	2016 T.Sykes	1'39.190	160,530	Km/h
	Race (RACE1)	2015 J.Rea	1'41.136	157,440	Km/h
	Circuit (SP2)	2016 T.Sykes	1'39.190	160,530	Km/h

Start End The results are provisional until the end of the time limit for protests and appeals
21/10/2017 10.55 11:11 and the completion of the technical checks.

These data/results cannot be reproduced, stored and/or transmitted in whole or in part by any manner of electronic, mechanical, photocopying, recording, broadcasting or otherwise now known or herein after developed without the previous express consent by the copyright owner, except for reproduction in daily press and regular printed publications on sale to the public within 60 days of the event related to those data/results and always provided that copyright symbol appears together as follows below.

© DORNA WSBK ORGANIZATION Srl 2017


Spanish Round, 20-21-22 October 2017
World Superbike - Results Superpole 2
Session Highlights

Local Time	No. Rider	Description
10.55.00		Start
11.09.10		New Best Lap
11.11.54		End Of Session
11.20.00		2017 World Superbike Tissot Superpole Award Winner: J.Rea

Fastest Laps Sequence

No.	Rider	Nat	Team	Bike	Local Time	Time	Gap	Avg
1	J. REA	GBR	Kawasaki Racing Team	Kawasaki ZX-10RR	10:58'28.717	1'40.200		158,910
2	L. CAMIER	GBR	MV Agusta Reparto Corse	MV Agusta 1000 F4	10:58'49.873	1'40.159	-0.041	158,975
66	T. SYKES	GBR	Kawasaki Racing Team	Kawasaki ZX-10RR	10:59'32.446	1'39.859	-0.300	159,453
33	M. MELANDRI	ITA	Aruba.it Racing - Ducati	Ducati Panigale R	11:00'29.069	1'39.773	-0.086	159,590
60	M. VAN DER MARK	NED	Pata Yamaha Official WorldSBK Team	Yamaha YZF R1	11:08'54.901	1'39.561	-0.212	159,930
22	A. LOWES	GBR	Pata Yamaha Official WorldSBK Team	Yamaha YZF R1	11:08'57.870	1'39.242	-0.319	160,444
33	M. MELANDRI	ITA	Aruba.it Racing - Ducati	Ducati Panigale R	11:09'02.346	1'38.960	-0.282	160,901

21/10/2017 Start End The results are provisional until the end of the time limit for protests and appeals and the completion of the technical checks.

These data/results cannot be reproduced, stored and/or transmitted in whole or in part by any manner of electronic, mechanical, photocopying, recording, broadcasting or otherwise now known or herein after developed without the previous express consent by the copyright owner, except for reproduction in daily press and regular printed publications on sale to the public within 60 days of the event related to those data/results and always provided that copyright symbol appears together as follows below.

© DORNA WSBK ORGANIZATION Srl 2017



Jerez 4.423 m

Spanish Round, 20-21-22 October 2017 World Superbike - Best Sector & Speed Superpole 2

BEST LAP		
1	33 M. MELANDRI	Ducati Panigale R 1'38.960
2	1 J. REA	Kawasaki ZX-10RR 1'38.981
3	22 A. LOWES	Yamaha YZF R1 1'39.242
4	66 T. SYKES	Kawasaki ZX-10RR 1'39.318
5	60 M. VAN DER MARK	Yamaha YZF R1 1'39.561
6	32 L. SAVADORI	Aprilia RSV4 RF 1'39.776
7	50 E. LAVERTY	Aprilia RSV4 RF 1'39.839
8	7 C. DAVIES	Ducati Panigale R 1'39.840
9	2 L. CAMIER	MV Agusta 1000 F4 1'39.957
10	40 R. RAMOS	Kawasaki ZX-10RR 1'40.388
11	05 S. GUINTOLI	Kawasaki ZX-10RR 1'40.413
12	12 X. FORÉS	Ducati Panigale R 1'40.535

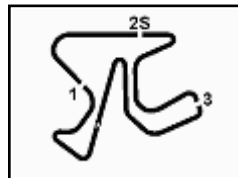
SPEED		
1	33 M. MELANDRI	Ducati Panigale R 277.2
2	7 C. DAVIES	Ducati Panigale R 275.8
3	12 X. FORÉS	Ducati Panigale R 275.1
4	60 M. VAN DER MARK	Yamaha YZF R1 274.5
5	50 E. LAVERTY	Aprilia RSV4 RF 274.5
6	1 J. REA	Kawasaki ZX-10RR 273.8
7	22 A. LOWES	Yamaha YZF R1 273.1
8	05 S. GUINTOLI	Kawasaki ZX-10RR 272.4
9	66 T. SYKES	Kawasaki ZX-10RR 271.8
10	40 R. RAMOS	Kawasaki ZX-10RR 271.8
11	32 L. SAVADORI	Aprilia RSV4 RF 271.1
12	2 L. CAMIER	MV Agusta 1000 F4 267.2

SEG. 1		SEG. 2		SEG. 3		SEG. 4	
1	33 M. MELANDRI 25.036	1	1 J. REA 13.933	1	1 J. REA 28.303	1	22 A. LOWES 31.397
2	66 T. SYKES 25.153	2	33 M. MELANDRI 13.990	2	22 A. LOWES 28.311	2	33 M. MELANDRI 31.448
3	1 J. REA 25.295	3	66 T. SYKES 14.007	3	2 L. CAMIER 28.395	3	1 J. REA 31.450
4	50 E. LAVERTY 25.323	4	60 M. VAN DER MARK 14.017	4	66 T. SYKES 28.405	4	60 M. VAN DER MARK 31.562
5	22 A. LOWES 25.332	5	7 C. DAVIES 14.031	5	33 M. MELANDRI 28.486	5	32 L. SAVADORI 31.646
6	32 L. SAVADORI 25.340	6	22 A. LOWES 14.049	6	50 E. LAVERTY 28.538	6	7 C. DAVIES 31.696
7	2 L. CAMIER 25.359	7	50 E. LAVERTY 14.075	7	60 M. VAN DER MARK 28.587	7	12 X. FORÉS 31.731
8	60 M. VAN DER MARK 25.361	8	32 L. SAVADORI 14.130	8	32 L. SAVADORI 28.646	8	66 T. SYKES 31.753
9	7 C. DAVIES 25.396	9	12 X. FORÉS 14.138	9	7 C. DAVIES 28.717	9	40 R. RAMOS 31.763
10	05 S. GUINTOLI 25.442	10	05 S. GUINTOLI 14.174	10	05 S. GUINTOLI 28.759	10	2 L. CAMIER 31.879
11	40 R. RAMOS 25.528	11	2 L. CAMIER 14.190	11	40 R. RAMOS 28.783	11	50 E. LAVERTY 31.903
12	12 X. FORÉS 25.648	12	40 R. RAMOS 14.194	12	12 X. FORÉS 28.889	12	05 S. GUINTOLI 31.961

21/10/2017

These data/results cannot be reproduced, stored and/or transmitted in whole or in part by any manner of electronic, mechanical, photocopying, recording, broadcasting or otherwise now known or herein after developed without the previous express consent by the copyright owner, except for reproduction in daily press and regular printed publications on sale to the public within 60 days of the event related to those data/results and always provided that copyright symbol appears together as follows below.

© DORNA WSBK ORGANIZATION Srl 2017



Jerez 4.423 m

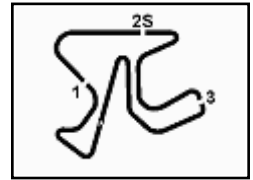
Spanish Round, 20-21-22 October 2017

World Superbike - Ideal Times Superpole 2

Rider No.	Nat	Bike	Seg. 1 Diff. 1	Seg. 2 Diff. 2	Seg. 3 Diff. 3	Seg. 4 Diff. 4	Ideal Time			
							Best Lap	Pos.	Diff.	
1	33 M. MELANDRI	ITA	Ducati Panigale R	25.036	13.990	28.486	31.448	1'38.960 1'38.960	1	
2	1 J. REA	GBR	Kawasaki ZX-10RR	25.295	13.933	28.303	31.450	1'38.981 1'38.981	2	
3	22 A. LOWES	GBR	Yamaha YZF R1	25.332 0.145	14.049 0.008	28.311	31.397	1'39.089 1'39.242	3	0.153
4	66 T. SYKES	GBR	Kawasaki ZX-10RR	25.153	14.007	28.405	31.753	1'39.318 1'39.318	4	
5	60 M. VAN DER MARK	NED	Yamaha YZF R1	25.361 0.034	14.017	28.587	31.562	1'39.527 1'39.561	5	0.034
6	32 L. SAVADORI	ITA	Aprilia RSV4 RF	25.340	14.130 0.014	28.646	31.646	1'39.762 1'39.776	6	0.014
7	2 L. CAMIER	GBR	MV Agusta 1000 F4	25.359	14.190 0.027	28.395	31.879 0.107	1'39.823 1'39.957	9	0.134
8	50 E. LAVERTY	IRL	Aprilia RSV4 RF	25.323	14.075	28.538	31.903	1'39.839 1'39.839	7	
9	7 C. DAVIES	GBR	Ducati Panigale R	25.396	14.031	28.717	31.696	1'39.840 1'39.840	8	
10	40 R. RAMOS	ESP	Kawasaki ZX-10RR	25.528	14.194 0.120	28.783	31.763	1'40.268 1'40.388	10	0.120
11	05 S. GUINTOLI	FRA	Kawasaki ZX-10RR	25.442 0.063	14.174 0.014	28.759	31.961	1'40.336 1'40.413	11	0.077
12	12 X. FORÉS	ESP	Ducati Panigale R	25.648	14.138	28.889	31.731 0.129	1'40.406 1'40.535	12	0.129
Overall Ideal Time				25.036	13.933	28.303	31.397	1'38.669		

21/10/2017
 These data/results cannot be reproduced, stored and/or transmitted in whole or in part by any manner of electronic, mechanical, photocopying, recording, broadcasting or otherwise now known or herein after developed without the previous express consent by the copyright owner, except for reproduction in daily press and regular printed publications on sale to the public within 60 days of the event related to those data/results and always provided that copyright symbol appears together as follows below.
 © DORNA WSBK ORGANIZATION Srl 2017

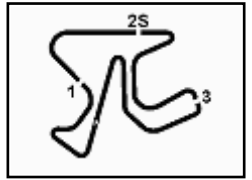




Spanish Round, 20-21-22 October 2017 World Superbike - Chronological Analysis Superpole 2

Jerez 4.423 m

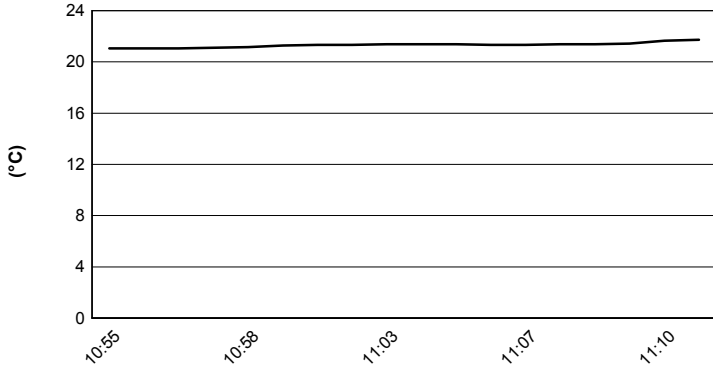
1° 33 M. MELANDRI (1'38.960)								Lap	Seg.1	Seg.2	Seg.3	Seg.4	Lap Time	km/h	Local Time	
Lap	Seg.1	Seg.2	Seg.3	Seg.4	Lap Time	km/h	Local Time									
							10:55'17.105	1	30.618	14.568	29.843	32.665	1'47.694P	269,8	10:56'50.435	
1	32.130	14.856	29.510	32.412	1'48.908P	271,1	10:57'06.013	2	25.424	14.243	28.626	32.035	1'40.328	273,8	10:58'30.763	
2	25.519	14.120	31.135	32.509	1'43.283	277,2	10:58'49.296	3	25.435	14.170	28.760	32.254	1'40.619	274,5	11:00'11.382	
3	25.437	14.110	28.499	31.727	1'39.773	275,8	11:00'29.069	4	26.527	14.552	29.741	5'00.534	6'11.354P	266,5	11:06'22.736	
4	29.819	14.937	30.306	3'46.824	5'01.886P	266,5	11:05'30.955	5	32.117	14.993	30.594	33.519	1'51.223P	259,7	11:08'13.959	
5	32.114	15.638	31.669	33.010	1'52.431P	213,2	11:07'23.386	6	25.323	14.075	28.538	31.903	1'39.839	270,4	11:09'53.798	
6	25.036	13.990	28.486	31.448	1'38.960	276,5	11:09'02.346									
7	28.590	16.365	29.596	33.759	1'48.310	268,5	11:10'50.656									
2° 1 J. REA (1'38.981)								Lap	Seg.1	Seg.2	Seg.3	Seg.4	Lap Time	km/h	Local Time	
Lap	Seg.1	Seg.2	Seg.3	Seg.4	Lap Time	km/h	Local Time									
							10:55'46.330	1	30.553	14.810	30.362	32.546	1'48.271P	269,1	10:57'34.601	
1	30.002	14.326	29.551	32.360	1'46.239P	269,8	10:56'48.517	2	25.615	14.193	28.820	31.860	1'40.488	275,1	10:59'15.089	
2	25.706	14.048	28.692	31.754	1'40.200	273,8	10:58'28.717	3	25.505	14.188	28.907	32.082	1'40.682	273,8	11:00'55.771	
3	25.406	14.004	28.667	31.834	1'39.911	273,8	11:00'08.628	4	26.696	14.744	29.987	3'33.557	4'44.984P	262,1	11:05'40.755	
4	29.422	14.752	29.851	4'15.042	5'29.067P	273,1	11:05'37.695	5	33.496	16.954	34.702	32.638	1'57.790P		11:07'38.545	
5	35.576	16.395	34.450	32.187	1'58.608P		11:07'36.303	6	25.396	14.031	28.717	31.696	1'39.840	275,8	11:09'18.385	
6	25.295	13.933	28.303	31.450	1'38.981	273,1	11:09'15.284	7	27.686	14.555	29.010	32.313	1'43.564	274,5	11:11'01.949	
3° 22 A. LOWES (1'39.242)								Lap	Seg.1	Seg.2	Seg.3	Seg.4	Lap Time	km/h	Local Time	
Lap	Seg.1	Seg.2	Seg.3	Seg.4	Lap Time	km/h	Local Time									
							10:55'20.812	1	32.316	14.719	29.597	32.270	1'48.902P	261,5	10:57'09.714	
1	33.906	14.784	29.684	32.653	1'51.027P	265,9	10:57'21.505	2	25.498	14.190	28.472	31.999	1'40.159	266,5	10:58'49.873	
2	25.753	14.114	28.792	31.823	1'40.482	271,8	10:59'01.987	3	25.548	14.505	28.685	32.945	1'41.683	267,2	11:00'31.556	
3	25.764	14.125	28.708	31.788	1'40.385	273,1	11:00'42.372	4	27.139	14.857	30.267	2'10.373	3'22.636P	259,7	11:03'54.192	
4	26.135	14.219	29.313	3'22.972	4'32.639P	272,4	11:05'15.011	5	33.799	15.338	30.377	32.681	1'52.195P	254,9	11:05'46.387	
5	34.318	20.748	31.519	37.032	2'03.617P		11:07'18.628	6	25.622	14.190	28.518	31.879	1'40.209	264,6	11:07'26.596	
6	25.477	14.057	28.311	31.397	1'39.242	270,4	11:08'57.870	7	25.359	14.217	28.395	31.986	1'39.957	266,5	11:09'06.553	
7	25.332	14.049	28.500	31.942	1'39.823	272,4	11:10'37.693	8	25.639	14.313	28.988	36.840	1'45.780	262,7	11:10'52.333	
4° 66 T. SYKES (1'39.318)								Lap	Seg.1	Seg.2	Seg.3	Seg.4	Lap Time	km/h	Local Time	
Lap	Seg.1	Seg.2	Seg.3	Seg.4	Lap Time	km/h	Local Time									
							10:56'02.300	1	30.887	14.389	29.474	32.714	1'47.464P	271,8	10:56'50.707	
1	33.335	14.726	29.881	32.345	1'50.287P	265,3	10:57'52.587	2	25.737	14.194	28.967	31.912	1'40.810	271,8	10:58'31.517	
2	25.390	14.066	28.573	31.830	1'39.859	271,8	10:59'32.446	3	25.743	14.563	29.154	32.155	1'41.615	265,9	11:00'13.132	
3	26.238	14.408	29.682	4'53.343	6'03.671P	270,4	11:05'36.117	4	26.810	14.350	29.591	4'23.627	5'34.378P	266,5	11:05'47.510	
4	34.466	17.013	34.161	32.074	1'57.714P		11:07'33.831	5	29.721	14.501	30.245	32.087	1'46.554P	264,6	11:07'34.064	
5	25.153	14.007	28.405	31.753	1'39.318	271,1	11:09'13.149	6	25.528	14.314	28.783	31.763	1'40.388	265,3	11:09'14.452	
6	29.157	15.279	29.581	33.666	1'47.683	263,4	11:11'00.832	7	28.192	15.249	29.526	35.866	1'48.833	260,3	11:11'03.285	
5° 60 M. VAN DER MARK (1'39.561)								Lap	Seg.1	Seg.2	Seg.3	Seg.4	Lap Time	km/h	Local Time	
Lap	Seg.1	Seg.2	Seg.3	Seg.4	Lap Time	km/h	Local Time									
							10:55'15.651	1	30.090	14.577	29.573	31.956	1'46.196P	266,5	10:57'01.847	
1	30.090	14.577	29.573	31.956	1'46.196P	266,5	10:57'01.847	2	25.598	14.109	28.819	31.951	1'40.477	271,8	10:58'42.324	
2	25.598	14.109	28.819	31.951	1'40.477	271,8	10:58'42.324	3	25.553	14.173	28.947	32.027	1'40.700	271,1	11:00'23.024	
3	25.553	14.173	28.947	32.027	1'40.700	271,1	11:00'23.024	4	27.399	14.906	29.440	3'35.276	4'47.021P	259,7	11:05'10.045	
4	27.399	14.906	29.440	3'35.276	4'47.021P	259,7	11:05'10.045	5	34.754	18.521	32.782	39.238	2'05.295P	161,9	11:07'15.340	
5	34.754	18.521	32.782	39.238	2'05.295P	161,9	11:07'15.340	6	25.395	14.017	28.587	31.562	1'39.561	274,5	11:08'54.901	
6	25.395	14.017	28.587	31.562	1'39.561	274,5	11:08'54.901	7	25.361	14.190	28.926	32.141	1'40.618	269,8	11:10'35.519	
7	25.361	14.190	28.926	32.141	1'40.618	269,8	11:10'35.519									
6° 32 L. SAVADORI (1'39.776)								Lap	Seg.1	Seg.2	Seg.3	Seg.4	Lap Time	km/h	Local Time	
Lap	Seg.1	Seg.2	Seg.3	Seg.4	Lap Time	km/h	Local Time									
							10:55'02.537	1	30.627	15.193	30.725	32.374	1'48.919P	258,5	10:56'54.783	
1	31.112	14.718	30.490	32.813	1'49.133P	264,6	10:56'51.670	2	25.726	14.156	28.990	31.769	1'40.641	275,1	10:58'35.424	
2	25.502	14.130	28.846	31.895	1'40.373	271,1	10:58'32.043	3	25.736	14.262	29.476	32.164	1'41.638	274,5	11:00'17.062	
3	25.693	14.242	31.025	32.601	1'43.561	268,5	11:00'15.604	4	25.878	14.321	29.213	3'31.593	4'41.005P	269,8	11:04'58.067	
4	26.278	15.123	29.918	4'52.142	6'03.461P	243,7	11:06'19.065	5	44.539	19.196	32.281	38.715	2'14.731P	158,9	11:07'12.798	
5	39.026	14.871	30.601	33.787	1'58.285P	261,5	11:08'17.350	6	26.036	14.169	31.137	31.731	1'43.073	267,2	11:08'55.871	
6	25.340	14.144	28.646	31.646	1'39.776	268,5	11:09'57.126	7	25.648	14.138	28.889	31.860	1'40.535	269,8	11:10'36.406	
7° 50 E. LAVERTY (1'39.839)								Lap	Seg.1	Seg.2	Seg.3	Seg.4	Lap Time	km/h	Local Time	
Lap	Seg.1	Seg.2	Seg.3	Seg.4	Lap Time	km/h	Local Time									
							10:55'05.864	1	30.627	15.193	30.725	32.374	1'48.919P	258,5	10:56'54.783	
1	31.112	14.718	30.490	32.813	1'49.133P	264,6	10:56'51.670	2	25.726	14.156	28.990	31.769	1'40.641	275,1	10:58'35.424	
2	25.502	14.130	28.846	31.895	1'40.373	271,1	10:58'32.043	3	25.736	14.262	29.476	32.164	1'41.638	274,5	11:00'17.062	
3	25.693	14.242	31.025	32.601	1'43.561	268,5	11:00'15.604	4	25.878	14.321	29.213	3'31.593	4'41.005P	269,8	11:04'58.067	
4	26.278	15.123	29.918	4'52.142	6'03.461P	243,7	11:06'19.065	5	44.539	19.196	32.281	38.715	2'14.731P	158,9	11:07'12.798	
5	39.026	14.871	30.601	33.787	1'58.285P	261,5	11:08'17.350	6	26.036	14.169	31.137	31.731	1'43.073	267,2	11:08'55.871	
6	25.340	14.144	28.646	31.646	1'39.776	268,5	11:09'57.126	7	25.648	14.138	28.889	31.860	1'40.535	269,8	11:10'36.406	



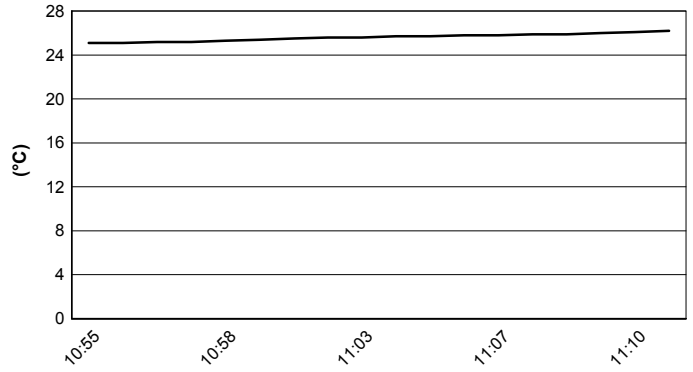
Jerez 4.423 m

Spanish Round, 20-21-22 October 2017
World Superbike - Weather Report Superpole 2
 Session started 10:55 - Session ended 11:11

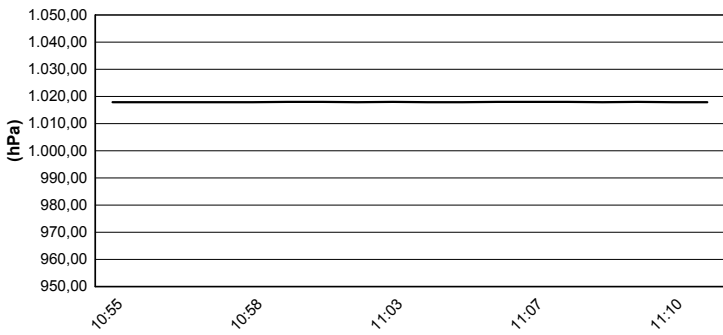
Air Temperature



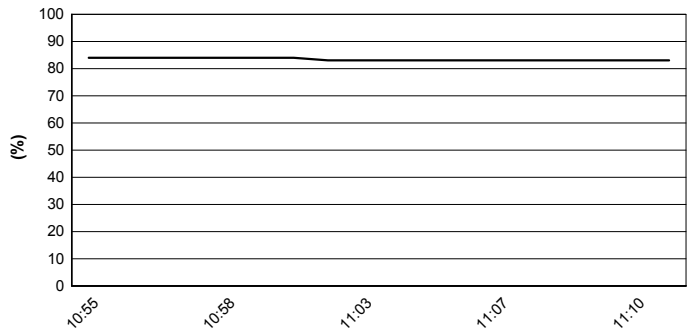
Track Temperature



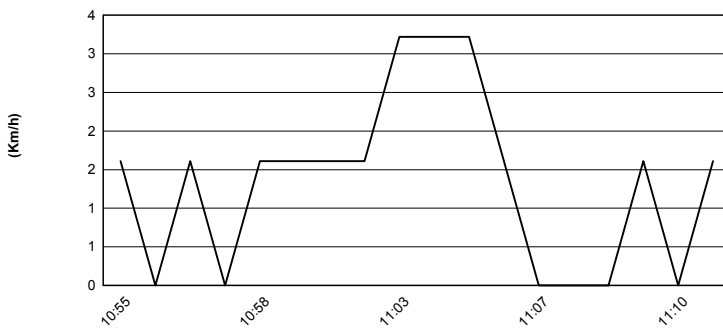
Air Pressure



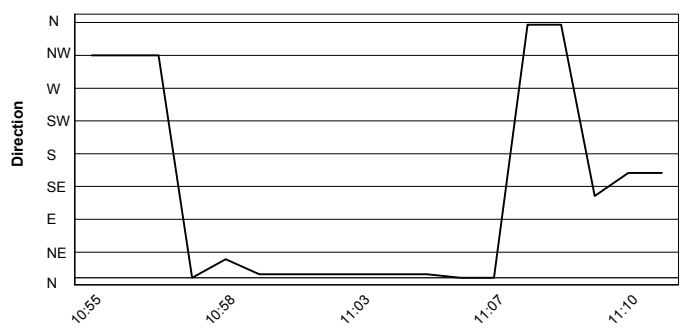
Humidity



Wind Speed



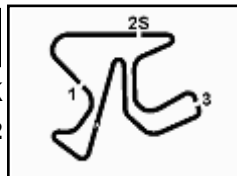
Wind Direction



21/10/2017

These data/results cannot be reproduced, stored and/or transmitted in whole or in part by any manner of electronic, mechanical, photocopying, recording, broadcasting or otherwise now known or herein after developed without the previous express consent by the copyright owner, except for reproduction in daily press and regular printed publications on sale to the public within 60 days of the event related to those data/results and always provided that copyright symbol appears together as follows below.

© DORNA WSBK ORGANIZATION Srl 2017



Jerez 4.423 m

Spanish Round, 20-21-22 October 2017

World Superbike - TISSOT Superpole Award

1 / 2

	Points	Points From First	Points From Previous	February 26 PHILLIP ISLAND	March 12 BURIRAM	April 2 ARAGÓN	April 30 ASSEN	May 14 IMOLA	May 28 DONINGTON PARK	June 18 MISANO	July 9 LAGUNA SECA	August 20 LAUSITZRING	September 17 PORTIMÃO	October 1 MAGNY COURS	October 22 JEREZ	November 4 LOSAIL				
1 REA Jonathan (GBR)	261			25	25	20	25	16	20	20	20	20	25	25	20					
2 SYKES Tom (GBR)	229	32		20	20	16	20	20	25	25	25	25	4	16	13					
3 DAVIES Chaz (GBR)	169	92	60	13	11	25	16	25	16	13	16	10	7	9	8					
4 MELANDRI Marco (ITA)	160	101	9	16	16	13	11	11	11	16	13	13	11	4	25					
5 LOWES Alex (GBR)	116	145	44	11	13	4	4	5	13	9	8	9	13	11	16					
6 LAVERTY Eugene (IRL)	110	151	6	3	9	7	10	10	10	6	11	8	20	7	9					
7 FORÉS Xavi (ESP)	98	163	12	8	8	11	9	9	9	8	9	4	6	13	4					
8 SAVADORI Lorenzo (ITA)	96	165	2	10	7		13	6	4	3	6	16	16	5	10					
9 VAN DER MARK Michael (NED)	90	171	6	6	10	9	8	7	5	11	3	5	9	6	11					
10 CAMIER Leon (GBR)	81	180	9	7	5	1	5	13	6	10	7	7	5	8	7					
11 TORRES Jordi (ESP)	69	192	12	9	6	10	7		3	7	5	11	10		1					
12 MERCADO Leandro (ARG)	63	198	6			8		8	7	2	10	2	3	20	3					
13 HAYDEN Nicky (USA)	22	239	41	5	2	6	6	3												
14 BRADL Stefan (GER)	19	242	3	1		5		4				1	8							
15 REITERBERGER Markus (GER)	17	244	2	4	4	3						6								
16 RAMOS Román (ESP)	17	244	0			2	1	2		4	1		1		6					
17 KRUMMENACHER Randy (SUI)	16	245	1	2	3		3	1	2	5										
18 GIUGLIANO Davide (ITA)	10	251	6											10						
19 DE ROSA Raffaele (ITA)	10	251	0							1	2	3	2		2					
20 HASLAM Leon (GBR)	8	253	2						8											
21 DE ANGELIS Alex (RSM)	8	253	0		1		2		1		4									
22 GUINTOLI Sylvain (FRA)	5	256	3												5					

21/10/2017

These data/results cannot be reproduced, stored and/or transmitted in whole or in part by any manner of electronic, mechanical, photocopying, recording, broadcasting or otherwise now known or herein after developed without the previous express consent by the copyright owner, except for reproduction in daily press and regular printed publications on sale to the public within 60 days of the event related to those data/results and always provided that copyright symbol appears together as follows below.

© DORNA WSBK ORGANIZATION Srl 2017

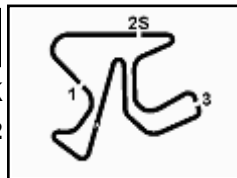
FKR PERUGIA TIMING



Official Tyre Supplier



Official Timekeeper



Jerez 4.423 m

Spanish Round, 20-21-22 October 2017

World Superbike - TISSOT Superpole Award

2 / 2

	Points	Points From First	Points From Previous	February 26 PHILLIP ISLAND	March 12 BURIRAM	April 2 ARAGÓN	April 30 ASSEN	May 14 IMOLA	May 28 DONINGTON PARK	June 18 MISANO	July 9 LAGUNA SECA	August 20 LAUSITZRING	September 17 PORTIMÃO	October 1 MAGNY COURS	October 22 JEREZ	November 4 LOSAIL			
23 RUSSO Riccardo (ITA)	3	258	2											3					
24 WEST Anthony (AUS)	2	259	1											2					
25 JEZEK Ondrej (CZE)	1	260	1											1					

21/10/2017

These data/results cannot be reproduced, stored and/or transmitted in whole or in part by any manner of electronic, mechanical, photocopying, recording, broadcasting or otherwise now known or herein after developed without the previous express consent by the copyright owner, except for reproduction in daily press and regular printed publications on sale to the public within 60 days of the event related to those data/results and always provided that copyright symbol appears together as follows below.

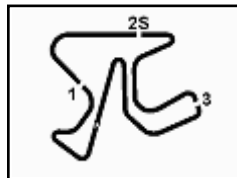
© DORNA WSBK ORGANIZATION Srl 2017

FKR PERUGIA TIMING


Official Tyre Supplier



Official Timekeeper



Jerez 4.423 m

Spanish Round, 20-21-22 October 2017

World Superbike - Superpole Ranking

	2014	2015	2016	2017
01 Phillip Island Grand Prix Circuit	Guintoli (Fra) Apr 1'30.038 (177,7 Km/h)	Rea (Gbr) Kaw 1'31.212 (175,4 Km/h)	Sykes (Gbr) Kaw 1'30.020 (177,8 Km/h)	Rea (Gbr) Kaw 1'29.573 (178,6 Km/h)
02 Chang International Circuit		Rea (Gbr) Kaw 1'33.382 (175,6 Km/h)	van der Mark (Ned) Hon 1'33.452 (175,4 Km/h)	Rea (Gbr) Kaw 1'32.957 (176,4 Km/h)
03 Motorland Aragon	Sykes (Gbr) Kaw 1'56.479 (165,2 Km/h)	Haslam (Gbr) Apr 1'49.664 (166,7 Km/h)	Sykes (Gbr) Kaw 1'49.374 (167,1 Km/h)	Davies (Gbr) Duc 1'49.319 (167,2 Km/h)
04 TT Circuit Assen	Baz (Fra) Kaw 1'34.357 (173,3 Km/h)	Sykes (Gbr) Kaw 1'34.789 (172,5 Km/h)	Sykes (Gbr) Kaw 1'35.440 (171,3 Km/h)	Rea (Gbr) Kaw 1'33.505 (174,9 Km/h)
05 Autodromo Internazionale Enzo e Dino	Rea (Gbr) Hon 1'46.289 (167,2 Km/h)	Giugliano (Ita) Duc 1'46.382 (167,0 Km/h)	Davies (Gbr) Duc 1'45.598 (168,3 Km/h)	Davies (Gbr) Duc 1'45.662 (168,2 Km/h)
06 Donington Park	Giugliano (Ita) Duc 1'44.903 (138,1 Km/h)	Sykes (Gbr) Kaw 1'27.071 (166,3 Km/h)	Sykes (Gbr) Kaw 1'26.712 (167,0 Km/h)	Sykes (Gbr) Kaw 1'26.641 (167,2 Km/h)
07 Misano World Circuit "Marco Simoncelli"	Sykes (Gbr) Kaw 1'34.883 (160,3 Km/h)	Sykes (Gbr) Kaw 1'34.214 (161,5 Km/h)	Sykes (Gbr) Kaw 1'34.037 (161,8 Km/h)	Sykes (Gbr) Kaw 1'33.662 (162,4 Km/h)
08 Laguna Seca Raceway	Sykes (Gbr) Kaw 1'21.811 (158,9 Km/h)	Davies (Gbr) Duc 1'22.101 (158,3 Km/h)	Sykes (Gbr) Kaw 1'22.155 (158,2 Km/h)	Sykes (Gbr) Kaw 1'22.476 (157,6 Km/h)
09 Lausitzring			Davies (Gbr) Duc 1'37.883 (156,9 Km/h)	Sykes (Gbr) Kaw 1'36.121 (159,7 Km/h)
10 Autódromo Internacional do Algarve	Sykes (Gbr) Kaw 1'42.484 (161,3 Km/h)	Giugliano (Ita) Duc 1'41.764 (162,4 Km/h)		Rea (Gbr) Kaw 1'41.430 (163,0 Km/h)
11 Magny-Cours	Sykes (Gbr) Kaw 1'36.366 (164,8 Km/h)	Haslam (Gbr) Apr 1'56.404 (136,4 Km/h)	Rea (Gbr) Kaw 1'52.881 (140,7 Km/h)	Rea (Gbr) Kaw 1'56.555 (136,2 Km/h)
12 Jerez	Baz (Fra) Kaw 1'40.298 (158,8 Km/h)	Sykes (Gbr) Kaw 1'40.292 (158,8 Km/h)	Sykes (Gbr) Kaw 1'39.190 (160,5 Km/h)	Melandri (Ita) Duc 1'38.960 (160,9 Km/h)
13 Losail International Circuit	Giugliano (Ita) Duc 1'57.033 (165,5 Km/h)	Sykes (Gbr) Kaw 1'56.821 (165,8 Km/h)	Rea (Gbr) Kaw 1'56.356 (166,5 Km/h)	

2017

- 5 J. Rea
- 4 T. Sykes
- 2 C. Davies
- 1 **M. Melandri**

ALL TIMES

- | | | | |
|---------------|----------------|----------------------|-------------------|
| 43 T. Corser | 6 J. Kocinski | 2 A. Yanagawa | 1 R. Burnett |
| 42 T. Sykes | 6 C. Crutchlow | 2 M. Lucchinelli | 1 J. Reynolds |
| 26 T. Bayliss | 5 D. Giugliano | 2 B. Bostrom | 1 S. Hislop |
| 21 C. Fogarty | 5 M. Biaggi | 2 B. Monti | 1 M. Mladin |
| 17 D. Polen | 5 C. Davies | 2 M. Campbell | 1 R. Xaus |
| 16 N. Hodgson | 4 F. Merkel | 2 Y. Nagai | 1 M. Tamada |
| 15 C. Edwards | 4 J. Toseland | 2 M. Neukirchner | 1 L. Lanzi |
| 13 J. Rea | 4 S. Guintoli | 2 L. Baz | 1 M. Fabrizio |
| 11 B. Spies | 3 S. Mertens | 2 E. Laverty | 1 A. Badovini |
| 10 P. Chili | 3 R. Phillis | 2 M. Melandri | 1 F. Nieto |
| 10 C. Checa | 3 S. Martin | 1 M. Doohan | 1 T. Hill |
| 9 R. Roche | 3 C. Vermeulen | 1 D. Chandler | 1 J. Hopkins |
| 8 G. Falappa | 3 Y. Kagayama | 1 P. Goddard | 1 M. van der Mark |
| 8 S. Russell | 3 L. Haslam | 1 M. Dowson | 1 I. Jaitovich |
| 8 A. Slight | 3 J. Smrz | 1 A. Vieira | |
| 7 N. Haga | 2 A. Gobert | 1 T. Kipp | |
| 7 R. Laconi | 2 D. Tardozi | 1 S. Crafar | |

21/10/2017

These data/results cannot be reproduced, stored and/or transmitted in whole or in part by any manner of electronic, mechanical, photocopying, recording, broadcasting or otherwise now known or herein after developed without the previous express consent by the copyright owner, except for reproduction in daily press and regular printed publications on sale to the public within 60 days of the event related to those data/results and always provided that copyright symbol appears together as follows below.

© DORNA WSBK ORGANIZATION Srl 2017

FICR PERUGIA TIMING



Official Tyre Supplier



Official Timekeeper