

Spanish Round, 20-21-22 October 2017

World Superbike - Results Warm Up

Jerez 4.423 m

1 / 2

No.	Rider	Nat	Team	Bike	Time	Gap	Rel.	Laps	Speed	
									Avg	Max
1	1 J. REA	GBR	Kawasaki Racing Team	Kawasaki ZX-10RR	1'39.821			9	159,514	273,8
2	7 C. DAVIES	GBR	Aruba.it Racing - Ducati	Ducati Panigale R	1'40.567	0.746	0.746	9	158,330	277,9
3	22 A. LOWES	GBR	Pata Yamaha Official WorldSBK Team	Yamaha YZF R1	1'40.592	0.771	0.025	9	158,291	273,8
4	66 T. SYKES	GBR	Kawasaki Racing Team	Kawasaki ZX-10RR	1'40.724	0.903	0.132	9	158,083	271,8
5	33 M. MELANDRI	ITA	Aruba.it Racing - Ducati	Ducati Panigale R	1'40.865	1.044	0.141	6	157,862	275,1
6	2 L. CAMIER	GBR	MV Agusta Reparto Corse	MV Agusta 1000 F4	1'41.164	1.343	0.299	8	157,396	271,8
7	32 L. SAVADORI	ITA	Milwaukee Aprilia	Aprilia RSV4 RF	1'41.299	1.478	0.135	9	157,186	269,8
8	12 X. FORÉS	ESP	BARNI Racing Team	Ducati Panigale R	1'41.395	1.574	0.096	8	157,037	274,5
9	60 M. VAN DER MARK	NED	Pata Yamaha Official WorldSBK Team	Yamaha YZF R1	1'41.408	1.587	0.013	9	157,017	275,8
10	05 S. GUINTOLI	FRA	Kawasaki Puccetti Racing	Kawasaki ZX-10RR	1'41.425	1.604	0.017	9	156,991	271,1
11	81 J. TORRES	ESP	Althea BMW Racing Team	BMW S 1000 RR	1'41.576	1.755	0.151	9	156,758	278,6
12	40 R. RAMOS	ESP	Team Kawasaki Go Eleven	Kawasaki ZX-10RR	1'41.688	1.867	0.112	9	156,585	270,4
13	50 E. LAVERTY	IRL	Milwaukee Aprilia	Aprilia RSV4 RF	1'41.716	1.895	0.028	9	156,542	274,5
14	35 R. DE ROSA	ITA	Althea BMW Racing Team	BMW S 1000 RR	1'41.966	2.145	0.250	9	156,158	270,4
15	34 D. GIUGLIANO	ITA	Red Bull Honda World Superbike Team	Honda CBR1000RR	1'42.049	2.228	0.083	9	156,031	274,5
16	36 L. MERCADO	ARG	IODARacing	Aprilia RSV4 RF	1'42.227	2.406	0.178	9	155,759	277,2
17	121 A. ANDREOZZI	ITA	Guandalini Racing	Yamaha YZF R1	1'42.393	2.572	0.166	9	155,507	269,1
18	37 O. JEZEK	CZE	Grillini Racing Team	Kawasaki ZX-10RR	1'42.481	2.660	0.088	9	155,373	266,5
19	84 R. RUSSO	ITA	Pedercini Racing SC-Project	Kawasaki ZX-10RR	1'42.536	2.715	0.055	7	155,290	267,8
20	72 T. TAKAHASHI	JPN	Red Bull Honda World Superbike Team	Honda CBR1000RR	1'42.846	3.025	0.310	9	154,822	272,4
21	99 D. SCHMITTER	SUI	eighty one HPC-Power Suzuki Racing	Suzuki GSX-R1000	1'44.606	4.785	1.760	9	152,217	271,8

AIR	Humidity:	83%	Temp:	18°C
TRACK	Condition:	Dry	Temp:	21°C

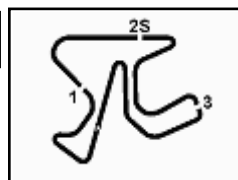
Records	Pole (SP2)	2017	M.Melandri	1'38.960	160,900	Km/h
	Race (RC1)	2017	M.Melandri	1'40.938	157,750	Km/h
	Circuit (SP2)	2017	M.Melandri	1'38.960	160,900	Km/h

Start 09:30
End 09:48

The results are provisional until the end of the time limit for protests and appeals and the completion of the technical checks.

These data/results cannot be reproduced, stored and/or transmitted in whole or in part by any manner of electronic, mechanical, photocopying, recording, broadcasting or otherwise now known or herein after developed without the previous express consent by the copyright owner, except for reproduction in daily press and regular printed publications on sale to the public within 60 days of the event related to those data/results and always provided that copyright symbol appears together as follows below.

© DORNA WSBK ORGANIZATION Srl 2017



Spanish Round, 20-21-22 October 2017

World Superbike - Results Warm Up

Session Highlights

Local Time	No. Rider	Description
09.30.00		Start
09.39.52		WorldSBK Pit Intervention Time: 54secs
09.48.15		End Of Session

Fastest Laps Sequence

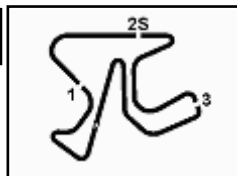
No.	Rider	Nat	Team	Bike	Local Time	Time	Gap	Avg
1	J. REA	GBR	Kawasaki Racing Team	Kawasaki ZX-10RR	09:33'31.910	1'40.226		158,869
1	J. REA	GBR	Kawasaki Racing Team	Kawasaki ZX-10RR	09:35'11.885	1'39.975	-0.251	159,268
1	J. REA	GBR	Kawasaki Racing Team	Kawasaki ZX-10RR	09:36'51.706	1'39.821	-0.154	159,514

22/10/2017 Start End The results are provisional until the end of the time limit for protests and appeals
09.30 09:48 and the completion of the technical checks.

These data/results cannot be reproduced, stored and/or transmitted in whole or in part by any manner of electronic, mechanical, photocopying, recording, broadcasting or otherwise now known or herein after developed without the previous express consent by the copyright owner, except for reproduction in daily press and regular printed publications on sale to the public within 60 days of the event related to those data/results and always provided that copyright symbol appears together as follows below.

© DORNA WSBK ORGANIZATION Srl 2017





Spanish Round, 20-21-22 October 2017 World Superbike - Best Sector & Speed Warm Up

Jerez 4.423 m

BEST LAP			
1	1 J. REA	Kawasaki ZX-10RR	1'39.821
2	7 C. DAVIES	Ducati Panigale R	1'40.567
3	22 A. LOWES	Yamaha YZF R1	1'40.592
4	66 T. SYKES	Kawasaki ZX-10RR	1'40.724
5	33 M. MELANDRI	Ducati Panigale R	1'40.865
6	2 L. CAMIER	MV Agusta 1000 F4	1'41.164
7	32 L. SAVADORI	Aprilia RSV4 RF	1'41.299
8	12 X. FORÉS	Ducati Panigale R	1'41.395
9	60 M. VAN DER MARK	Yamaha YZF R1	1'41.408
10	05 S. GUINTOLI	Kawasaki ZX-10RR	1'41.425
11	81 J. TORRES	BMW S 1000 RR	1'41.576
12	40 R. RAMOS	Kawasaki ZX-10RR	1'41.688
13	50 E. LAVERTY	Aprilia RSV4 RF	1'41.716
14	35 R. DE ROSA	BMW S 1000 RR	1'41.966
15	34 D. GIUGLIANO	Honda CBR1000RR	1'42.049
16	36 L. MERCADO	Aprilia RSV4 RF	1'42.227
17	121 A. ANDREOZZI	Yamaha YZF R1	1'42.393
18	37 O. JEZEK	Kawasaki ZX-10RR	1'42.481
19	84 R. RUSSO	Kawasaki ZX-10RR	1'42.536
20	72 T. TAKAHASHI	Honda CBR1000RR	1'42.846
21	99 D. SCHMITTER	Suzuki GSX-R1000	1'44.606

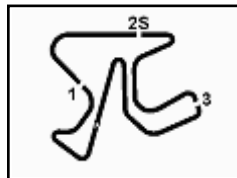
SPEED			
1	81 J. TORRES	BMW S 1000 RR	278,6
2	7 C. DAVIES	Ducati Panigale R	277,9
3	36 L. MERCADO	Aprilia RSV4 RF	277,2
4	60 M. VAN DER MARK	Yamaha YZF R1	275,8
5	33 M. MELANDRI	Ducati Panigale R	275,1
6	50 E. LAVERTY	Aprilia RSV4 RF	274,5
7	12 X. FORÉS	Ducati Panigale R	274,5
8	34 D. GIUGLIANO	Honda CBR1000RR	274,5
9	1 J. REA	Kawasaki ZX-10RR	273,8
10	22 A. LOWES	Yamaha YZF R1	273,8
11	72 T. TAKAHASHI	Honda CBR1000RR	272,4
12	66 T. SYKES	Kawasaki ZX-10RR	271,8
13	2 L. CAMIER	MV Agusta 1000 F4	271,8
14	99 D. SCHMITTER	Suzuki GSX-R1000	271,8
15	05 S. GUINTOLI	Kawasaki ZX-10RR	271,1
16	40 R. RAMOS	Kawasaki ZX-10RR	270,4
17	35 R. DE ROSA	BMW S 1000 RR	270,4
18	32 L. SAVADORI	Aprilia RSV4 RF	269,8
19	121 A. ANDREOZZI	Yamaha YZF R1	269,1
20	84 R. RUSSO	Kawasaki ZX-10RR	267,8
21	37 O. JEZEK	Kawasaki ZX-10RR	266,5

SEG. 1			SEG. 2			SEG. 3			SEG. 4		
1	1 J. REA	25.493	1	1 J. REA	13.970	1	1 J. REA	28.662	1	1 J. REA	31.602
2	7 C. DAVIES	25.630	2	7 C. DAVIES	14.125	2	66 T. SYKES	28.732	2	7 C. DAVIES	31.881
3	66 T. SYKES	25.655	3	22 A. LOWES	14.136	3	7 C. DAVIES	28.769	3	66 T. SYKES	31.944
4	22 A. LOWES	25.656	4	81 J. TORRES	14.207	4	33 M. MELANDRI	28.778	4	12 X. FORÉS	31.990
5	81 J. TORRES	25.717	5	12 X. FORÉS	14.222	5	22 A. LOWES	28.791	5	22 A. LOWES	32.007
6	50 E. LAVERTY	25.737	6	60 M. VAN DER MARK	14.228	6	2 L. CAMIER	28.895	6	33 M. MELANDRI	32.073
7	33 M. MELANDRI	25.738	7	66 T. SYKES	14.230	7	32 L. SAVADORI	28.989	7	05 S. GUINTOLI	32.081
8	32 L. SAVADORI	25.835	8	05 S. GUINTOLI	14.231	8	50 E. LAVERTY	29.035	8	2 L. CAMIER	32.090
9	60 M. VAN DER MARK	25.866	9	33 M. MELANDRI	14.272	9	34 D. GIUGLIANO	29.070	9	32 L. SAVADORI	32.097
10	40 R. RAMOS	25.879	10	36 L. MERCADO	14.283	10	12 X. FORÉS	29.084	10	81 J. TORRES	32.106
11	2 L. CAMIER	25.883	11	32 L. SAVADORI	14.295	11	60 M. VAN DER MARK	29.096	11	40 R. RAMOS	32.127
12	05 S. GUINTOLI	25.890	12	2 L. CAMIER	14.296	12	05 S. GUINTOLI	29.134	12	60 M. VAN DER MARK	32.135
13	121 A. ANDREOZZI	25.982	13	40 R. RAMOS	14.298	13	40 R. RAMOS	29.164	13	36 L. MERCADO	32.309
14	12 X. FORÉS	25.984	14	50 E. LAVERTY	14.299	14	81 J. TORRES	29.174	14	35 R. DE ROSA	32.382
15	35 R. DE ROSA	26.041	15	35 R. DE ROSA	14.303	15	35 R. DE ROSA	29.240	15	50 E. LAVERTY	32.385
16	34 D. GIUGLIANO	26.076	16	72 T. TAKAHASHI	14.338	16	37 O. JEZEK	29.386	16	37 O. JEZEK	32.394
17	36 L. MERCADO	26.089	17	121 A. ANDREOZZI	14.340	17	121 A. ANDREOZZI	29.398	17	34 D. GIUGLIANO	32.474
18	37 O. JEZEK	26.113	18	37 O. JEZEK	14.359	18	36 L. MERCADO	29.412	18	121 A. ANDREOZZI	32.530
19	84 R. RUSSO	26.135	19	34 D. GIUGLIANO	14.370	19	72 T. TAKAHASHI	29.445	19	84 R. RUSSO	32.535
20	72 T. TAKAHASHI	26.226	20	84 R. RUSSO	14.410	20	84 R. RUSSO	29.456	20	72 T. TAKAHASHI	32.612
21	99 D. SCHMITTER	26.613	21	99 D. SCHMITTER	14.602	21	99 D. SCHMITTER	30.027	21	99 D. SCHMITTER	33.177

22/10/2017

These data/results cannot be reproduced, stored and/or transmitted in whole or in part by any manner of electronic, mechanical, photocopying, recording, broadcasting or otherwise now known or herein after developed without the previous express consent by the copyright owner, except for reproduction in daily press and regular printed publications on sale to the public within 60 days of the event related to those data/results and always provided that copyright symbol appears together as follows below.

© DORNA WSBK ORGANIZATION Srl 2017



Jerez 4.423 m

Spanish Round, 20-21-22 October 2017

World Superbike - Ideal Times Warm Up

Rider No.	Nat	Bike	Seg. 1 Diff. 1	Seg. 2 Diff. 2	Seg. 3 Diff. 3	Seg. 4 Diff. 4	Ideal Time			
							Best Lap	Pos.	Diff.	
1	1 J. REA	GBR	Kawasaki ZX-10RR	25.493	13.970	28.662	31.602 0.094	1'39.727 1'39.821	1	0.094
2	7 C. DAVIES	GBR	Ducati Panigale R	25.630	14.125 0.030	28.769 0.132	31.881	1'40.405 1'40.567	2	0.162
3	66 T. SYKES	GBR	Kawasaki ZX-10RR	25.655 0.050	14.230 0.007	28.732	31.944 0.106	1'40.561 1'40.724	4	0.163
4	22 A. LOWES	GBR	Yamaha YZF R1	25.656 0.002	14.136	28.791	32.007	1'40.590 1'40.592	3	0.002
5	33 M. MELANDRI	ITA	Ducati Panigale R	25.738	14.272 0.004	28.778	32.073	1'40.861 1'40.865	5	0.004
6	2 L. CAMIER	GBR	MV Agusta 1000 F4	25.883	14.296	28.895	32.090	1'41.164 1'41.164	6	
7	81 J. TORRES	ESP	BMW S 1000 RR	25.717	14.207 0.155	29.174 0.008	32.106 0.209	1'41.204 1'41.576	11	0.372
8	32 L. SAVADORI	ITA	Aprilia RSV4 RF	25.835 0.071	14.295 0.011	28.989 0.001	32.097	1'41.216 1'41.299	7	0.083
9	12 X. FORÉS	ESP	Ducati Panigale R	25.984 0.002	14.222 0.005	29.084 0.069	31.990 0.039	1'41.280 1'41.395	8	0.115
10	60 M. VAN DER MARK	NED	Yamaha YZF R1	25.866 0.002	14.228 0.032	29.096 0.015	32.135 0.034	1'41.325 1'41.408	9	0.083
11	05 S. GUINTOLI	FRA	Kawasaki ZX-10RR	25.890	14.231 0.018	29.134 0.071	32.081	1'41.336 1'41.425	10	0.089
12	50 E. LAVERTY	IRL	Aprilia RSV4 RF	25.737 0.258	14.299 0.002	29.035	32.385	1'41.456 1'41.716	13	0.260
13	40 R. RAMOS	ESP	Kawasaki ZX-10RR	25.879	14.298 0.127	29.164 0.023	32.127 0.070	1'41.468 1'41.688	12	0.220
14	35 R. DE ROSA	ITA	BMW S 1000 RR	26.041	14.303	29.240	32.382	1'41.966 1'41.966	14	
15	34 D. GIUGLIANO	ITA	Honda CBR1000RR	26.076	14.370 0.042	29.070	32.474 0.017	1'41.990 1'42.049	15	0.059
16	36 L. MERCADO	ARG	Aprilia RSV4 RF	26.089 0.015	14.283 0.119	29.412	32.309	1'42.093 1'42.227	16	0.134
17	121 A. ANDREOZZI	ITA	Yamaha YZF R1	25.982	14.340 0.112	29.398 0.031	32.530	1'42.250 1'42.393	17	0.143
18	37 O. JEZEK	CZE	Kawasaki ZX-10RR	26.113 0.084	14.359 0.059	29.386 0.086	32.394	1'42.252 1'42.481	18	0.229
19	84 R. RUSSO	ITA	Kawasaki ZX-10RR	26.135	14.410	29.456	32.535	1'42.536 1'42.536	19	
20	72 T. TAKAHASHI	JPN	Honda CBR1000RR	26.226 0.030	14.338	29.445 0.068	32.612 0.127	1'42.621 1'42.846	20	0.225
21	99 D. SCHMITTER	SUI	Suzuki GSX-R1000	26.613 0.053	14.602	30.027 0.124	33.177 0.010	1'44.419 1'44.606	21	0.187
Overall Ideal Time				25.493	13.970	28.662	31.602	1'39.727		

22/10/2017

These data/results cannot be reproduced, stored and/or transmitted in whole or in part by any manner of electronic, mechanical, photocopying, recording, broadcasting or otherwise now known or herein after developed without the previous express consent by the copyright owner, except for reproduction in daily press and regular printed publications on sale to the public within 60 days of the event related to those data/results and always provided that copyright symbol appears together as follows below.

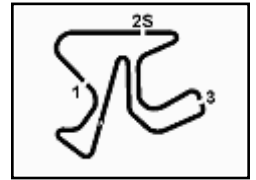
© DORNA WSBK ORGANIZATION Srl 2017

PIRELLI PERUGIA TIMING


Official Tyre Supplier



Official Timekeeper



Spanish Round, 20-21-22 October 2017 World Superbike - Chronological Analysis Warm Up

Jerez 4.423 m

1 / 3

1° 1 J. REA (1'39.821)							
Lap	Seg.1	Seg.2	Seg.3	Seg.4	Lap Time	km/h	Local Time
1	31.128	14.688	29.849	33.188	1'48.853P	269,8	9:30'02.831
2	25.623	14.059	28.942	31.602	1'40.226	271,8	9:31'51.684
3	25.513	14.099	28.707	31.656	1'39.975	273,8	9:35'11.885
4	25.493	13.970	28.662	31.696	1'39.821	273,1	9:36'51.706
5	26.742	14.735	29.884	32.479	1'43.840	265,3	9:38'35.546
6	25.557	14.039	28.664	31.937	1'40.197	273,1	9:40'15.743
7	26.544	14.290	30.104	32.194	1'43.132	270,4	9:41'58.875
8	25.548	14.112	28.675	31.769	1'40.104	273,1	9:43'38.979
9	25.533	14.182	28.717	31.883	1'40.315	271,8	9:45'19.294

2° 7 C. DAVIES (1'40.567)							
Lap	Seg.1	Seg.2	Seg.3	Seg.4	Lap Time	km/h	Local Time
1	31.239	15.045	30.958	32.464	1'49.706P	262,1	9:32'26.203
2	25.881	14.125	29.251	32.326	1'41.583	277,9	9:34'07.786
3	25.834	14.199	28.945	31.970	1'40.948	277,2	9:35'48.734
4	27.800	14.410	29.913	32.214	1'44.337	272,4	9:37'33.071
5	25.630	14.155	28.901	31.881	1'40.567	275,8	9:39'13.638
6	26.038	14.570	29.140	32.423	1'42.171	270,4	9:40'55.809
7	26.019	14.326	28.845	32.152	1'41.342	275,8	9:42'37.151
8	25.765	14.244	28.769	32.108	1'40.886	273,1	9:44'18.037
9	25.814	14.256	28.883	32.114	1'41.067	274,5	9:45'59.104

3° 22 A. LOWES (1'40.592)							
Lap	Seg.1	Seg.2	Seg.3	Seg.4	Lap Time	km/h	Local Time
1	33.910	14.742	29.927	32.785	1'51.364P	268,5	9:32'58.432
2	25.855	14.200	29.348	32.318	1'41.721	273,8	9:34'31.517
3	25.656	14.203	28.837	32.083	1'40.779	271,8	9:36'12.296
4	25.669	14.245	28.934	32.078	1'40.926	271,8	9:37'53.222
5	25.702	14.223	28.794	32.108	1'40.827	273,1	9:39'34.049
6	25.734	14.520	28.969	32.175	1'41.398	271,8	9:41'15.447
7	25.755	14.223	28.842	32.026	1'40.846	271,8	9:42'56.293
8	25.679	14.195	28.912	32.078	1'40.864	272,4	9:44'37.157
9	25.658	14.136	28.791	32.007	1'40.592	273,8	9:46'17.749

4° 66 T. SYKES (1'40.724)							
Lap	Seg.1	Seg.2	Seg.3	Seg.4	Lap Time	km/h	Local Time
1	34.337	16.586	31.505	33.263	1'55.691P	243,7	9:32'45.023
2	26.406	14.427	29.705	32.363	1'42.901	271,1	9:34'23.615
3	25.843	14.230	28.868	31.944	1'40.885	271,1	9:36'04.500
4	25.705	14.237	28.732	32.050	1'40.724	269,8	9:37'45.224
5	26.397	14.755	29.595	32.737	1'43.484	266,5	9:39'28.708
6	25.690	14.291	28.835	32.001	1'40.817	269,8	9:41'09.525
7	25.655	14.231	28.747	32.133	1'40.766	271,8	9:42'50.291
8	25.837	14.388	30.976	32.906	1'44.107	265,9	9:44'34.398
9	25.746	14.240	28.751	32.135	1'40.872	270,4	9:46'15.270

5° 33 M. MELANDRI (1'40.865)							
Lap	Seg.1	Seg.2	Seg.3	Seg.4	Lap Time	km/h	Local Time
1	34.735	15.424	32.825	34.616	1'57.600P	246,4	9:34'36.192
2	28.413	14.763	30.381	33.228	1'46.785	265,9	9:36'22.977
3	27.599	14.778	29.164	34.762	1'46.303	271,1	9:38'09.280
4	26.094	14.272	31.189	32.612	1'44.167	275,1	9:39'53.447
5	25.738	14.276	28.778	32.073	1'40.865	274,5	9:41'34.312
6	28.850	16.242	33.382	2'01.615	3'20.089P	218,7	9:44'54.401

6° 2 L. CAMIER (1'41.164)							
Lap	Seg.1	Seg.2	Seg.3	Seg.4	Lap Time	km/h	Local Time
1	34.735	15.424	32.825	34.616	1'57.600P	246,4	9:34'36.192
2	28.413	14.763	30.381	33.228	1'46.785	265,9	9:36'22.977
3	27.599	14.778	29.164	34.762	1'46.303	271,1	9:38'09.280
4	26.094	14.272	31.189	32.612	1'44.167	275,1	9:39'53.447
5	25.738	14.276	28.778	32.073	1'40.865	274,5	9:41'34.312
6	28.850	16.242	33.382	2'01.615	3'20.089P	218,7	9:44'54.401

7° 32 L. SAVADORI (1'41.299)							
Lap	Seg.1	Seg.2	Seg.3	Seg.4	Lap Time	km/h	Local Time
1	34.379	15.450	30.597	33.082	1'53.508P	259,7	9:30'25.849
2	26.323	14.619	29.304	1'59.508	3'09.754P	262,7	9:32'19.357
3	33.182	14.467	29.114	32.386	1'49.149P	265,9	9:35'29.111
4	26.134	14.344	28.957	32.336	1'41.771	271,1	9:37'18.260
5	26.051	14.397	29.098	32.304	1'41.850	268,5	9:39'00.031
6	25.883	14.296	28.895	32.090	1'41.164	267,2	9:40'41.881
7	25.920	14.363	29.296	32.474	1'42.053	271,8	9:42'23.045
8	27.043	14.781	30.094	36.031	1'47.949	256,1	9:44'05.098
9							9:45'53.047

8° 12 X. FORÉS (1'41.395)							
Lap	Seg.1	Seg.2	Seg.3	Seg.4	Lap Time	km/h	Local Time
1	40.091	16.611	34.171	33.131	2'04.004P	219,6	9:30'23.357
2	26.384	14.384	29.345	32.406	1'42.519	269,8	9:32'27.361
3	26.123	14.295	29.875	34.601	1'44.894	268,5	9:34'09.880
4	26.080	14.337	29.291	32.212	1'41.920	268,5	9:35'54.774
5	25.996	14.341	28.989	32.349	1'41.675	268,5	9:37'36.694
6	25.906	14.306	28.990	32.097	1'41.299	269,1	9:39'18.369
7	25.835	14.297	29.104	32.238	1'41.474	269,1	9:40'59.668
8	25.920	14.297	29.200	32.474	1'41.891	269,1	9:42'41.142
9	26.414	14.361	29.290	32.859	1'42.924	268,5	9:44'23.033
10							9:46'05.957

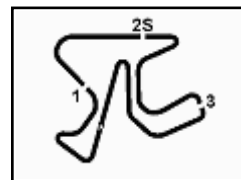
9° 60 M. VAN DER MARK (1'41.408)							
Lap	Seg.1	Seg.2	Seg.3	Seg.4	Lap Time	km/h	Local Time
1	33.853	14.968	30.386	35.075	1'54.282P	266,5	9:30'06.917
2	26.238	14.399	29.228	32.496	1'42.361	274,5	9:32'01.199
3	29.655	16.313	30.395	32.153	1'48.516	210,8	9:33'43.560
4	26.010	14.244	29.271	31.990	1'41.515	271,1	9:35'32.076
5	25.986	14.227	29.153	32.029	1'41.395	271,8	9:37'13.591
6	25.984	14.222	29.084	32.138	1'41.428	272,4	9:38'54.986
7	26.143	14.316	29.131	32.315	1'41.905	271,8	9:40'36.414
8	26.008	14.349	29.194	32.389	1'41.940	271,1	9:42'18.319
9							9:44'00.259

10° 05 S. GUINTOLI (1'41.425)							
Lap	Seg.1	Seg.2	Seg.3	Seg.4	Lap Time	km/h	Local Time
1	31.292	14.596	30.160	32.711	1'48.759P	267,8	9:30'10.754
2	26.064	14.386	29.770	32.409	1'42.629	275,8	9:31'59.513
3	25.995	14.228	29.164	32.323	1'41.710	273,8	9:33'42.142
4	25.891	14.228	29.096	32.352	1'41.567	270,4	9:35'23.852
5	25.868	14.260	29.111	32.169	1'41.408	272,4	9:37'05.419
6	26.020	14.234	29.196	32.135	1'41.585	273,8	9:38'46.827
7	25.921	14.317	29.159	32.215	1'41.612	274,5	9:40'28.412
8	25.866	14.326	29.281	32.349	1'41.822	273,1	9:42'10.024
9	26.044	14.343	29.261	32.273	1'41.921	272,4	9:43'51.846
10							9:45'33.767

11° 81 J. TORRES (1'41.576)							
Lap	Seg.1	Seg.2	Seg.3	Seg.4	Lap Time	km/h	Local Time
1	32.795	15.290	32.922	33.115	1'54.122P	255,5	9:30'03.837
2	26.230	14.231	29.331	32.264	1'42.056	271,1	9:31'57.959
3	26.159	14.251	29.199	32.171	1'41.780	267,8	9:33'40.015
4	26.098	14.278	29.453	32.341	1'42.170	269,1	9:35'21.795
5	25.890	14.249	29.205	32.081	1'41.425	267,8	9:37'03.965
6	26.012	14.273	29.254	32.355	1'41.894	269,8	9:38'45.390
7	25.984	14.321	29.168	32.411	1'41.884	268,5	9:40'27.284
8	29.338	14.372	29.748	32.976	1'46.434	271,1	9:42'09.168
9	26.152	14.320	29.134	32.281	1'41.887	270,4	9:43'55.602
10							9:45'37.489

12° 05 S. GUINTOLI (1'41.425)							
Lap	Seg.1	Seg.2	Seg.3	Seg.4	Lap Time	km/h	Local Time
1	32.795	15.290	32.922	33.115	1'54.122P	255,5	9:30'03.837
2	26.230	14.231	29.331	32.264	1'42.056	271,1	9:31'57.959
3	26.159	14.251	29.199	32.171	1'41.780	267,8	9:33'40.015
4	26.098	14.278	29.453	32.341	1'42.170	269,1	9:35'21.795
5	25.890	14.249	29.205	32.081	1'41.425	267,8	9:37'03.965
6	26.012	14.273	29.254	32.355	1'41.894	269,8	9:38'45.390
7	25.984	14.321	29.168	32.411	1'41.884	268,5	9:40'27.284
8	29.338	14.372	29.748	32.976	1'46.434	271,1	9:42'09.168
9	26.152	14.320	29.134	32.281	1'41.887	270,4	9:43'55.602
10							9:45'37.489

13°							
-----	--	--	--	--	--	--	--



Jerez 4.423 m

2 / 3

Spanish Round, 20-21-22 October 2017 World Superbike - Chronological Analysis Warm Up

1	35.951	15.702	31.720	33.718	1'57.091P	257,3	9:32'24.147
2	26.622	14.468	29.312	32.443	1'42.845	271,1	9:34'06.992
3	26.013	14.280	29.220	32.106	1'41.619	271,1	9:35'48.611
4	28.462	14.473	29.629	32.485	1'45.049	272,4	9:37'33.660
5	25.906	14.234	29.174	32.418	1'41.732	273,8	9:39'15.392
6	25.717	14.362	29.182	32.315	1'41.576	272,4	9:40'56.968
7	25.826	14.207	29.382	32.535	1'41.950	278,6	9:42'38.918
8	26.002	14.399	29.783	32.363	1'42.547	271,1	9:44'21.465
9	25.824	14.335	29.836	35.190	1'45.185	271,8	9:46'06.650

1	33.534	15.149	32.347	33.373	1'54.403P	256,1	9:31'58.710
2	26.801	14.283	29.752	32.651	1'43.487	277,2	9:33'42.197
3	26.342	14.305	29.413	32.392	1'42.452	274,5	9:35'24.649
4	26.187	14.301	29.533	32.456	1'42.477	272,4	9:37'07.126
5	26.146	14.406	29.578	32.420	1'42.550	269,1	9:38'49.676
6	26.104	14.402	29.412	32.309	1'42.227	272,4	9:40'31.903
7	26.194	18.825	30.506	32.549	1'48.074	163,1	9:42'19.977
8	26.089	14.329	29.510	32.381	1'42.309	273,8	9:44'02.286
9	26.099	14.402	30.264	33.742	1'44.507	269,8	9:45'46.793

12° 40 R. RAMOS (1'41.688)

Lap	Seg.1	Seg.2	Seg.3	Seg.4	Lap Time	km/h	Local Time
							9:30'03.607
1	34.246	14.878	31.518	32.761	1'53.403P	268,5	9:31'57.010
2	26.223	14.439	29.733	32.457	1'42.852	265,9	9:33'39.862
3	25.962	14.930	29.309	32.142	1'42.343	248,6	9:35'22.205
4	25.962	14.298	29.372	32.409	1'42.041	270,4	9:37'04.246
5	25.968	14.475	29.164	32.127	1'41.734	267,2	9:38'45.980
6	25.887	14.343	29.445	32.244	1'41.919	267,8	9:40'27.899
7	25.879	14.425	29.187	32.197	1'41.688	266,5	9:42'09.587
8	25.951	14.505	29.773	32.237	1'42.466	261,5	9:43'52.053
9	25.976	14.452	29.323	32.219	1'41.970	269,1	9:45'34.023

17° 121 A. ANDREOZZI (1'42.393)

Lap	Seg.1	Seg.2	Seg.3	Seg.4	Lap Time	km/h	Local Time
							9:30'26.444
1	34.855	15.007	30.534	33.113	1'53.509P	254,3	9:32'19.953
2	26.408	14.340	29.539	33.017	1'43.304	267,8	9:34'03.257
3	27.656	14.359	29.408	32.546	1'43.969	267,2	9:35'47.226
4	25.982	14.452	29.429	32.530	1'42.393	265,9	9:37'29.619
5	26.267	14.562	29.501	32.930	1'43.260	262,7	9:39'12.879
6	26.201	14.568	29.512	32.958	1'43.239	264,6	9:40'56.118
7	26.253	14.420	29.398	32.908	1'42.979	269,1	9:42'39.097
8	30.004	14.709	30.140	34.013	1'48.866	264,6	9:44'27.963
9	26.334	14.599	29.819	32.992	1'43.744	265,3	9:46'11.707

13° 50 E. LAVERTY (1'41.716)

Lap	Seg.1	Seg.2	Seg.3	Seg.4	Lap Time	km/h	Local Time
							9:30'02.802
1	30.894	15.000	30.266	33.124	1'49.284P	261,5	9:31'52.086
2	25.995	14.301	29.035	32.385	1'41.716	274,5	9:33'33.802
3	25.737	14.313	29.130	32.601	1'41.781	273,1	9:35'15.583
4	25.842	14.299	29.048	32.552	1'41.741	271,8	9:36'57.324
5	25.838	14.401	29.289	32.720	1'42.248	271,1	9:38'39.572
6	25.833	14.371	29.156	32.602	1'41.962	270,4	9:40'21.534
7	25.912	14.398	29.249	32.699	1'42.258	271,8	9:42'03.792
8	25.880	14.366	29.327	32.740	1'42.313	270,4	9:43'46.105
9	25.995	14.551	29.251	32.802	1'42.599	269,1	9:45'28.704

18° 37 O. JEZEK (1'42.481)

Lap	Seg.1	Seg.2	Seg.3	Seg.4	Lap Time	km/h	Local Time
							9:30'09.927
1	33.444	15.888	32.293	34.371	1'55.996P	242,1	9:32'05.923
2	26.644	15.165	30.479	33.024	1'45.312	257,3	9:33'51.235
3	26.416	14.561	29.718	32.812	1'43.507	259,1	9:35'34.742
4	26.197	14.418	29.472	32.394	1'42.481	260,3	9:37'17.223
5	26.257	14.359	29.386	32.658	1'42.660	266,5	9:38'59.883
6	26.113	14.453	29.799	32.600	1'42.965	263,4	9:40'42.848
7	26.354	14.419	29.407	32.693	1'42.873	264,6	9:42'25.721
8	26.552	15.544	32.400	32.793	1'47.289	253,2	9:44'13.010
9	26.197	14.418	29.437	32.543	1'42.595	264,0	9:45'55.605

14° 35 R. DE ROSA (1'41.966)

Lap	Seg.1	Seg.2	Seg.3	Seg.4	Lap Time	km/h	Local Time
							9:30'18.621
1	40.856	16.584	31.930	33.508	2'02.878P	224,5	9:32'21.499
2	26.265	14.336	29.537	32.429	1'42.567	269,1	9:34'04.066
3	26.083	14.469	29.576	32.422	1'42.550	266,5	9:35'46.616
4	26.163	14.431	29.509	32.502	1'42.605	266,5	9:37'29.221
5	27.748	15.900	30.857	32.470	1'46.975	205,0	9:39'16.196
6	26.041	14.303	29.240	32.382	1'41.966	270,4	9:40'58.162
7	26.059	14.375	29.357	32.520	1'42.311	269,8	9:42'40.473
8	26.138	14.349	29.413	32.532	1'42.432	269,1	9:44'22.905
9	26.278	14.382	29.645	32.683	1'42.988	269,1	9:46'05.893

19° 84 R. RUSSO (1'42.536)

Lap	Seg.1	Seg.2	Seg.3	Seg.4	Lap Time	km/h	Local Time
							9:30'03.837
1	33.428	15.324	31.982	34.053	1'54.787P	262,1	9:31'58.624
2	26.474	14.649	30.303	32.757	1'44.183	267,2	9:33'42.807
3	26.451	14.644	29.817	33.066	1'43.978	267,8	9:35'26.785
4	26.395	14.765	29.838	33.102	1'44.100	264,6	9:37'10.885
5	29.556	14.709	31.207	4'08.285	5'23.757P	264,6	9:42'34.642
6	35.742	14.784	30.141	34.435	1'55.102P	262,7	9:44'29.744
7	26.135	14.410	29.456	32.535	1'42.536	267,2	9:46'12.280

15° 34 D. GIUGLIANO (1'42.049)

Lap	Seg.1	Seg.2	Seg.3	Seg.4	Lap Time	km/h	Local Time
							9:30'07.524
1	33.153	15.185	30.754	33.421	1'52.513P	253,7	9:32'00.037
2	26.661	14.532	29.385	32.755	1'43.333	269,8	9:33'43.370
3	26.140	14.425	29.295	32.568	1'42.428	274,5	9:35'25.798
4	26.178	18.587	32.550	32.674	1'49.989	189,5	9:37'15.787
5	26.100	14.489	29.403	32.480	1'42.472	269,1	9:38'58.259
6	26.130	14.436	29.286	32.518	1'42.370	267,2	9:40'40.629
7	26.076	14.412	29.070	32.491	1'42.049	272,4	9:42'22.678
8	26.143	14.370	29.179	32.474	1'42.166	271,1	9:44'04.844
9	27.943	15.239	30.653	34.337	1'48.172	256,1	9:45'53.016

20° 72 T. TAKAHASHI (1'42.846)

Lap	Seg.1	Seg.2	Seg.3	Seg.4	Lap Time	km/h	Local Time
							9:30'10.849
1	33.942	15.548	31.942	34.318	1'55.750P	263,4	9:32'06.599
2	27.010	14.457	30.277	33.380	1'45.124	271,1	9:33'51.723
3	26.378	14.478	29.784	32.692	1'43.332	270,4	9:35'35.055
4	26.256	14.338	29.513	32.739	1'42.846	272,4	9:37'17.901
5	26.265	14.439	29.716	32.767	1'43.187	272,4	9:39'01.088
6	26.324	14.479	29.728	33.654	1'44.185	271,1	9:40'45.273
7	26.511	14.467	29.668	32.893	1'43.539	271,1	9:42'28.812
8	26.226	14.431	29.445	32.820	1'42.922	270,4	9:44'11.734
9	26.329	14.457	29.598	32.612	1'42.996	270,4	9:45'54.730

16° 36 L. MERCADO (1'42.227)

Lap	Seg.1	Seg.2	Seg.3	Seg.4	Lap Time	km/h	Local Time
							9:30'13.748

21° 99 D. SCHMITTER (1'44.606)

Lap	Seg.1	Seg.2	Seg.3	Seg.4	Lap Time	km/h	Local Time
							9:30'13.748

22/10/2017

P = Pits In/Out - C = Lap-Time Cancelled

These data/results cannot be reproduced, stored and/or transmitted in whole or in part by any manner of electronic, mechanical, photocopying, recording, broadcasting or otherwise now known or herein after developed without the previous express consent by the copyright owner, except for reproduction in daily press and regular printed publications on sale to the public within 60 days of the event related to those data/results and always provided that copyright symbol appears together as follows below.

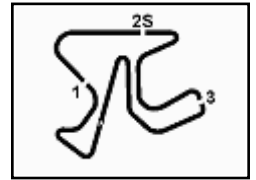
© DORNA WSBK ORGANIZATION Srl 2017

PIRELLI PERUGIA TIMING


Official Tyre Supplier



Official Timekeeper



Spanish Round, 20-21-22 October 2017

World Superbike - Chronological Analysis Warm Up

1	31.923	15.129	31.270	34.511	1'52.833P	267,2	9:32'06.581
2	27.230	14.627	30.605	33.497	1'45.959	271,8	9:33'52.540
3	26.877	14.784	30.778	33.779	1'46.218	267,8	9:35'38.758
4	26.766	14.650	30.070	33.177	1'44.663	265,3	9:37'23.421
5	26.693	14.696	30.027	33.208	1'44.624	263,4	9:39'08.045
6	26.666	14.602	30.151	33.187	1'44.606	266,5	9:40'52.651
7	26.613	14.651	30.153	33.423	1'44.840	264,6	9:42'37.491
8	26.692	14.915	30.431	33.254	1'45.292	265,9	9:44'22.783
9	28.170	15.165	34.583	33.355	1'51.273	262,7	9:46'14.056

22/10/2017

P = Pits In/Out - C = Lap-Time Cancelled

These data/results cannot be reproduced, stored and/or transmitted in whole or in part by any manner of electronic, mechanical, photocopying, recording, broadcasting or otherwise now known or herein after developed without the previous express consent by the copyright owner, except for reproduction in daily press and regular printed publications on sale to the public within 60 days of the event related to those data/results and always provided that copyright symbol appears together as follows below.

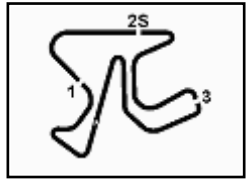
© DORNA WSBK ORGANIZATION Srl 2017

FKR PERUGIA TIMING


Official Tyre Supplier



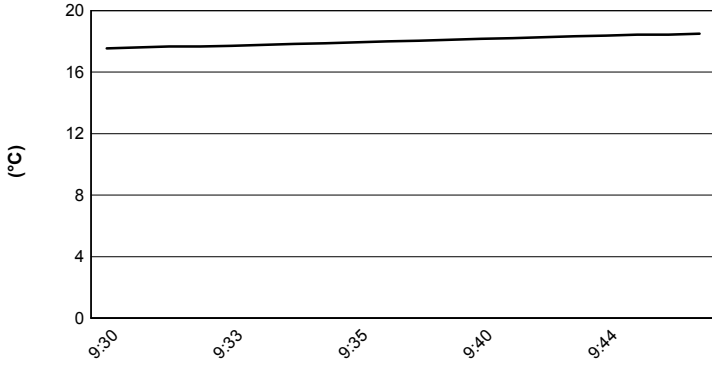
Official Timekeeper



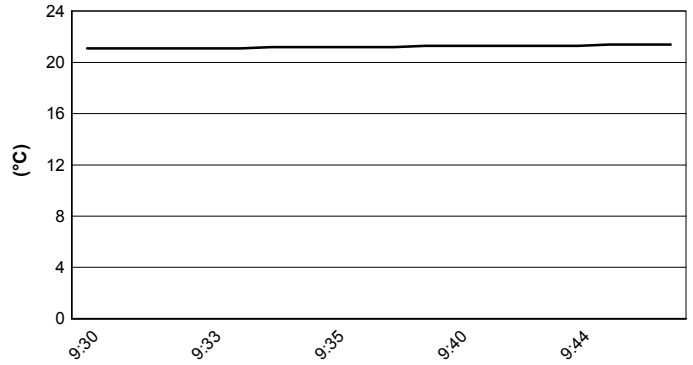
Jerez 4.423 m

Spanish Round, 20-21-22 October 2017
World Superbike - Weather Report Warm Up
Session started 09:30 - Session ended 9:48

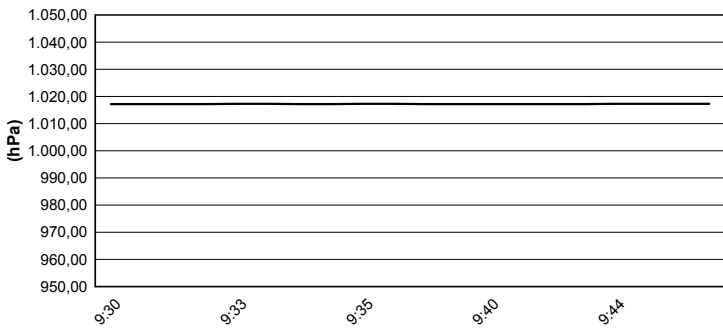
Air Temperature



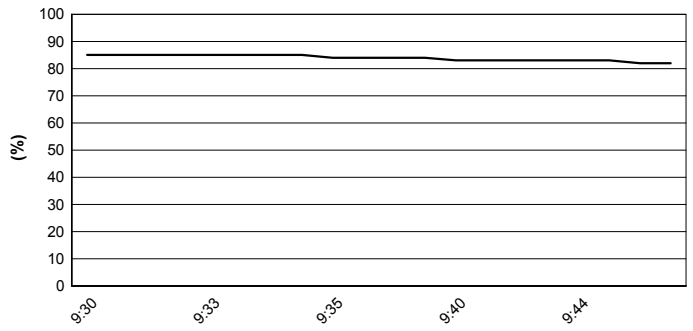
Track Temperature



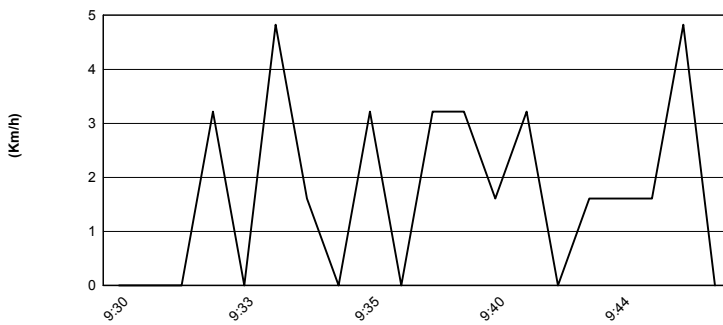
Air Pressure



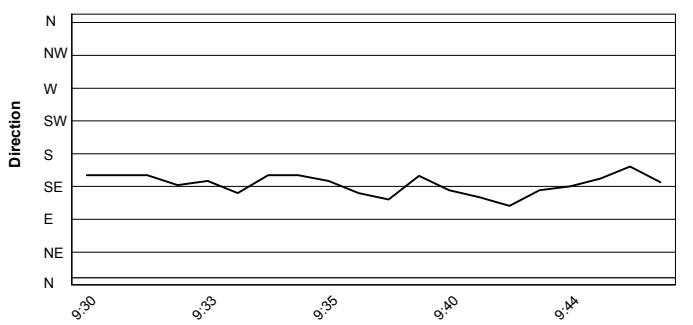
Humidity



Wind Speed



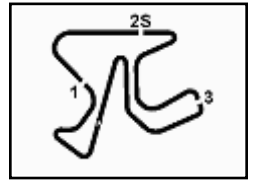
Wind Direction



22/10/2017

These data/results cannot be reproduced, stored and/or transmitted in whole or in part by any manner of electronic, mechanical, photocopying, recording, broadcasting or otherwise now known or herein after developed without the previous express consent by the copyright owner, except for reproduction in daily press and regular printed publications on sale to the public within 60 days of the event related to those data/results and always provided that copyright symbol appears together as follows below.

© DORNA WSBK ORGANIZATION Srl 2017




Jerez 4.423 m

Spanish Round, 20-21-22 October 2017

World Superbike - Starting Grid - Race 2

20 Laps x 4,423 km = 88,460 km



1	22 LOWES A. Yamaha	2	60 VAN DER MARK M. Yamaha	3	05 GUINTOLI S. Kawasaki
2	32 SAVADORI L. Aprilia	4	50 LAVERTY E. Aprilia	5	12 FORÉS X. Ducati
3	66 SYKES T. Kawasaki	6	7 DAVIES C. Ducati	7	1 REA J. Kawasaki
4	33 MELANDRI M. Ducati	8	2 CAMIER L. MV Agusta	8	40 RAMOS R. Kawasaki
5	36 MERCADO L. Aprilia	9	35 DE ROSA R. BMW	9	81 TORRES J. BMW
6	121 ANDREOZZI A. Yamaha	10	34 GIUGLIANO D. Honda	10	37 JEZEK O. Kawasaki
7	84 RUSSO R. Kawasaki	11	72 TAKAHASHI T. Honda	11	99 SCHMITTER D. Suzuki

N.86 (Badovini A.) will not take part in the race. Declared unfit after Race 1

* = Penalized

22/10/2017 Jury President

..... Race Director

These data/results cannot be reproduced, stored and/or transmitted in whole or in part by any manner of electronic, mechanical, photocopying, recording, broadcasting or otherwise now known or herein after developed without the previous express consent by the copyright owner, except for reproduction in daily press and regular printed publications on sale to the public within 60 days of the event related to those data/results and always provided that copyright symbol appears together as follows below.

© DORNA WSBK ORGANIZATION Srl 2017

FKR PERUGIA TIMING



Official Tyre Supplier



Official Timekeeper