



Jerez 4.423 m

## Spanish Round, 20-21-22 October 2017

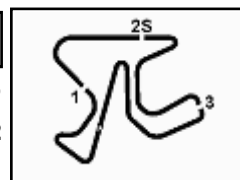
### World Supersport - Biographical Entry List

No.	Rider (Abbreviation)			Nat	Bike Team	Wins 2017	Podiums 2017	Pole 2017	Races 2017	Tyres	Class
	Age	Date of Birth	Place of Birth								
1	4	<b>REA Gino</b> (Rea) 28 18/09/1989	Tooting	GBR	<b>Kawasaki ZX-6R</b> Team Kawasaki Go Eleven	1	7		57 10	Pirelli	
2	5	<b>BASSANI Axel</b> (Bas) 18 24/07/1999	Feltre	ITA	<b>Kawasaki ZX-6R</b> Kawasaki Puccetti Racing				9 1	Pirelli	
3	10	<b>CALERO Nacho</b> (Cal) 26 05/07/1991	Valencia	ESP	<b>Kawasaki ZX-6R</b> Orelac Racing VerdNatura				55 10	Pirelli	
4	11	<b>GAMARINO Christian</b> (Gam) 23 18/06/1994	Genova	ITA	<b>Honda CBR600RR</b> BARDAHL EVAN BROS. Honda Racing				45 10	Pirelli	
5	13	<b>WEST Anthony</b> (Wes) 36 17/07/1981	Maryborough	AUS	<b>Kawasaki ZX-6R</b> Kawasaki Puccetti Racing	2	8 1		24 6	Pirelli	
6	16	<b>CLUZEL Jules</b> (Clu) 29 12/10/1988	Montlucon	FRA	<b>Honda CBR600RR</b> CIA Landlord Insurance Honda	12	31 4	19 1	55 10	Pirelli	
7*	17	<b>PONS Miquel</b> (Pon) 20 01/08/1997	Palma De Mallorca	ESP	<b>Kawasaki ZX-6R</b> DS Junior Team					Pirelli	
8	25	<b>BALDOLINI Alex</b> (Bal) 32 24/01/1985	Cesena	ITA	<b>Yamaha YZF R6</b> Race Department ATK#25		1		55 5	Pirelli	
9	26	<b>WATANABE Kazuki</b> (Wat) 27 02/10/1990	Yamanashi	JPN	<b>Kawasaki ZX-6R</b> Team Kawasaki Go Eleven				10 10	Pirelli	
10	32	<b>MORAIS Sheridan</b> (Mor) 32 11/03/1985	Johannesburg	RSA	<b>Yamaha YZF R6</b> Kallio Racing	1 1	3 2	1 1	35 10	Pirelli	
11	35	<b>HILL Stefan</b> (Hil) 19 23/02/1998	Coventry	GBR	<b>Triumph Daytona 675</b> Profile Racing				20 7	Pirelli	
12	38	<b>SOOMER Hannes</b> (Soo) 19 17/02/1998	Tallinn	EST	<b>Honda CBR600RR</b> WILSport Racedays				12 8	Pirelli	ESS
13	47	<b>HARTOG Rob</b> (Har) 25 26/03/1992	Abbekerk	NED	<b>Kawasaki ZX-6R</b> Team Hartog - Jenik - Against Cancer				8 8	Pirelli	ESS
14	48	<b>SCARCELLA Giuseppe</b> (Sca) 23 18/03/1994	Five Dock	AUS	<b>Honda CBR600RR</b> GEMAR Team Lorini				5 5	Pirelli	
15	56	<b>SEBESTYÉN Péter</b> (Seb) 23 16/05/1994	Budapest	HUN	<b>Kawasaki ZX-6R</b> SSP Hungary by Pedercini Racing				8 8	Pirelli	ESS
16	61	<b>ZACCONE Alessandro</b> (Zac) 18 16/01/1999	Rimini	ITA	<b>MV Agusta F3 675</b> MV Agusta Reparto Corse				16 8	Pirelli	ESS
17	63	<b>KHAIRUDDIN Zulfahmi</b> (Kha) 26 20/10/1991	Banting	MAS	<b>Kawasaki ZX-6R</b> Orelac Racing VerdNatura			1	22 10	Pirelli	
18	64	<b>CARICASULO Federico</b> (Car) 21 06/04/1996	Ravenna	ITA	<b>Yamaha YZF R6</b> GRT Yamaha Official WorldSSP Team	1 1	4 3	1	22 10	Pirelli	
19	65	<b>CANDUCCI Michael</b> (Can) 20 28/06/1997	Ravenna	ITA	<b>Kawasaki ZX-6R</b> 3570 Puccetti Racing FMI				14 9	Pirelli	
20	66	<b>TUULI Niki</b> (Tuu) 21 26/11/1995	Myrskylä	FIN	<b>Yamaha YZF R6</b> Kallio Racing	1 1	5 2	1 1	14 10	Pirelli	
21	69	<b>CARDELUS Xavier</b> (Cad) 19 15/05/1998	Andorra	AND	<b>Yamaha YZF R6</b> Race Department ATK#25				2 2	Pirelli	
22	71	<b>BERGMAN Christoffer</b> (Ber) 28 06/10/1989	Karlstad	SWE	<b>Honda CBR600RR</b> CIA Landlord Insurance Honda				12 3	Pirelli	
23	74	<b>VAN SIKKELERUS Jaimie</b> (vSi) 20 25/05/1997	Curacao	NED	<b>Yamaha YZF R6</b> MVR Racing				10 8	Pirelli	ESS
24	78	<b>OKUBO Hikari</b> (Oku) 24 11/08/1993	Kodaira	JPN	<b>Honda CBR600RR</b> CIA Landlord Insurance Honda				21 9	Pirelli	
25	81	<b>STAPLEFORD Luke</b> (Sta) 26 11/07/1991	Leicester	GBR	<b>Triumph Daytona 675</b> Profile Racing			1	23 9	Pirelli	
26	83	<b>EPIS Lachlan</b> (Epi) 17 22/12/1999	Blacktown	AUS	<b>Kawasaki ZX-6R</b> Response RE Racing				21 10	Pirelli	
27	87	<b>ZANETTI Lorenzo</b> (Zan) 30 10/08/1987	Brescia	ITA	<b>MV Agusta F3 675</b> Team Factory Vamag	1	8		49 3	Pirelli	
28*	88	<b>COGLAN Kev</b> (Cog) 29 23/06/1988	Perth	GBR	<b>Yamaha YZF R6</b> MVR Racing		3	1	30	Pirelli	
29*	97	<b>SCHEIB Martin</b> (Sch) 19 29/11/1997	Santiago	CHI	<b>Kawasaki ZX-6R</b> DR7 AMR					Pirelli	
30	99	<b>JACOBSEN PJ</b> (Jac) 24 07/08/1993	Montgomery	USA	<b>MV Agusta F3 675</b> MV Agusta Reparto Corse	2	16 3	5 3	46 10	Pirelli	
31	111	<b>SMITH Kyle</b> (Smi) 26 16/09/1991	Huddersfield	GBR	<b>Honda CBR600RR</b> GEMAR Team Lorini	3	6		34 10	Pirelli	
32	144	<b>MAHIAS Lucas</b> (Mah) 28 14/04/1989	Mont de Marsan	FRA	<b>Yamaha YZF R6</b> GRT Yamaha Official WorldSSP Team	1 1	8 7		21 10	Pirelli	

20/10/2017 \* = Wild Card

These data/results cannot be reproduced, stored and/or transmitted in whole or in part by any manner of electronic, mechanical, photocopying, recording, broadcasting or otherwise now known or herein after developed without the previous express consent by the copyright owner, except for reproduction in daily press and regular printed publications on sale to the public within 60 days of the event related to those data/results and always provided that copyright symbol appears together as follows below.

© DORNA WSBK ORGANIZATION Srl 2017



## Spanish Round, 20-21-22 October 2017

### World Supersport - Results Free Practice 1st Session

Jerez 4.423 m

1 / 2

No.	Rider	Nat	Team	Bike	Class	Time	Gap	Rel.	Laps	Speed	
										Avg	Max
1	144 L. MAHIAS	FRA	GRT Yamaha Official WorldSSP Team	Yamaha YZF R6		<b>1'43.676</b>			18	153,582	<b>241,6</b>
2	16 J. CLUZEL	FRA	CIA Landlord Insurance Honda	Honda CBR600RR		<b>1'44.334</b>	0.658	0.658	21	152,614	<b>242,1</b>
3	64 F. CARICASULO	ITA	GRT Yamaha Official WorldSSP Team	Yamaha YZF R6		<b>1'44.340</b>	0.664	0.006	20	152,605	<b>242,6</b>
4	65 M. CANDUCCI	ITA	3570 Puccetti Racing FMI	Kawasaki ZX-6R		<b>1'44.387</b>	0.711	0.047	24	152,536	<b>245,3</b>
5	66 N. TUULI	FIN	Kallio Racing	Yamaha YZF R6		<b>1'44.408</b>	0.732	0.021	21	152,506	<b>241,6</b>
6	61 A. ZACCONE	ITA	MV Agusta Reparto Corse	MV Agusta F3 675	ESS	<b>1'44.439</b>	0.763	0.031	22	152,460	<b>240,5</b>
7	13 A. WEST	AUS	Kawasaki Puccetti Racing	Kawasaki ZX-6R		<b>1'44.491</b>	0.815	0.052	24	152,384	<b>245,9</b>
8	5 A. BASSANI	ITA	Kawasaki Puccetti Racing	Kawasaki ZX-6R		<b>1'44.545</b>	0.869	0.054	24	152,306	<b>242,6</b>
9	78 H. OKUBO	JPN	CIA Landlord Insurance Honda	Honda CBR600RR		<b>1'44.610</b>	0.934	0.065	22	152,211	<b>241,6</b>
10	99 P. JACOBSEN	USA	MV Agusta Reparto Corse	MV Agusta F3 675		<b>1'44.665</b>	0.989	0.055	22	152,131	<b>243,2</b>
11	32 S. MORAIS	RSA	Kallio Racing	Yamaha YZF R6		<b>1'44.691</b>	1.015	0.026	22	152,093	<b>243,2</b>
12	71 C. BERGMAN	SWE	CIA Landlord Insurance Honda	Honda CBR600RR		<b>1'44.746</b>	1.070	0.055	22	152,013	<b>241,0</b>
13	87 L. ZANETTI	ITA	Team Factory Yamag	MV Agusta F3 675		<b>1'44.853</b>	1.177	0.107	20	151,858	<b>242,6</b>
14	25 A. BALDOLINI	ITA	Race Department ATK#25	Yamaha YZF R6		<b>1'44.872</b>	1.196	0.019	20	151,831	<b>245,3</b>
15	81 L. STAPLEFORD	GBR	Profile Racing	Triumph Daytona 675		<b>1'45.026</b>	1.350	0.154	21	151,608	<b>241,6</b>
16	4 G. REA	GBR	Team Kawasaki Go Eleven	Kawasaki ZX-6R		<b>1'45.065</b>	1.389	0.039	22	151,552	<b>237,9</b>
17	11 C. GAMARINO	ITA	BARDAHL EVAN BROS. Honda Racing	Honda CBR600RR		<b>1'45.089</b>	1.413	0.024	21	151,517	<b>240,0</b>
18	111 K. SMITH	GBR	GEMAR Team Lorini	Honda CBR600RR		<b>1'45.294</b>	1.618	0.205	15	151,222	<b>238,5</b>
19	35 S. HILL	GBR	Profile Racing	Triumph Daytona 675		<b>1'45.451</b>	1.775	0.157	22	150,997	<b>238,5</b>
20	47 R. HARTOG	NED	Team Hartog - Jenik - Against Cancer	Kawasaki ZX-6R	ESS	<b>1'45.608</b>	1.932	0.157	23	150,773	<b>242,6</b>
21	38 H. SOOMER	EST	WILSport Racedays	Honda CBR600RR	ESS	<b>1'45.748</b>	2.072	0.140	24	150,573	<b>241,6</b>
22	26 K. WATANABE	JPN	Team Kawasaki Go Eleven	Kawasaki ZX-6R		<b>1'45.811</b>	2.135	0.063	25	150,483	<b>239,0</b>
23	63 Z. KHAIRUDDIN	MAS	Orelac Racing VerdNatura	Kawasaki ZX-6R		<b>1'45.835</b>	2.159	0.024	20	150,449	<b>238,5</b>
24	74 J. VAN SIKKELERUS	NED	MVR Racing	Yamaha YZF R6	ESS	<b>1'46.632</b>	2.956	0.797	25	149,325	<b>238,5</b>
25	56 P. SEBESTYÉN	HUN	SSP Hungary by Pedercini Racing	Kawasaki ZX-6R	ESS	<b>1'46.833</b>	3.157	0.201	22	149,044	<b>233,4</b>
26	17 M. PONS	ESP	DS Junior Team	Kawasaki ZX-6R		<b>1'47.396</b>	3.720	0.563	24	148,263	<b>232,5</b>
27	83 L. EPIS	AUS	Response RE Racing	Kawasaki ZX-6R		<b>1'47.635</b>	3.959	0.239	18	147,933	<b>235,4</b>
28	88 K. COGHLAN	GBR	MVR Racing	Yamaha YZF R6		<b>1'47.850</b>	4.174	0.215	11	147,638	<b>237,9</b>
29	97 M. SCHEIB	CHI	DR7 AMR	Kawasaki ZX-6R		<b>1'47.858</b>	4.182	0.008	25	147,627	<b>234,9</b>
30	10 N. CALERO	ESP	Orelac Racing VerdNatura	Kawasaki ZX-6R		<b>1'48.021</b>	4.345	0.163	21	147,405	<b>236,4</b>
31	69 X. CARDELUS	AND	Race Department ATK#25	Yamaha YZF R6		<b>1'48.325</b>	4.649	0.304	19	146,991	<b>242,6</b>
32	48 G. SCARCELLA	AUS	GEMAR Team Lorini	Honda CBR600RR		<b>1'50.008</b>	6.332	1.683	22	144,742	<b>231,0</b>

Qualifying Lap Time (107% of 1'43.676): 1'50.934

AIR	Humidity:	76%	Temp:	22°C
TRACK	Condition:	Dry	Temp:	26°C

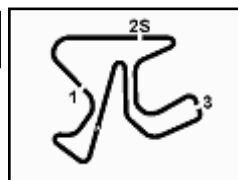
Records	Pole (SP2)	2016	K.Sofuoglu	1'42.969	154,640	Km/h
	Race	2013	S.Lowes	1'44.111	152,940	Km/h
	Circuit (SP2)	2016	K.Sofuoglu	1'42.969	154,640	Km/h

Start 20/10/2017 11:00 End 12:01 The results are provisional until the end of the time limit for protests and appeals and the completion of the technical checks.

These data/results cannot be reproduced, stored and/or transmitted in whole or in part by any manner of electronic, mechanical, photocopying, recording, broadcasting or otherwise now known or herein after developed without the previous express consent by the copyright owner, except for reproduction in daily press and regular printed publications on sale to the public within 60 days of the event related to those data/results and always provided that copyright symbol appears together as follows below.

© DORNA WSBK ORGANIZATION Srl 2017





## Spanish Round, 20-21-22 October 2017

### World Supersport - Results Free Practice 1st Session

#### Session Highlights

Local Time	No. Rider	Description
11.00.00		Start
11.04.29	56 P. SEBESTYÉN	Check Transponder
11.17.26	56 P. SEBESTYÉN	Check Transponder
11.18.15	56 P. SEBESTYÉN	BLACK FLAG (Transponder)
11.21.02	56 P. SEBESTYÉN	Allowed to continue the practice
11.28.25	35 S. HILL	Crashed - Turn 3
11.28.35	35 S. HILL	Re-joined
11.29.13		WorldSSP Pit Intervention Time: 1min 09secs
11.30.04	88 K. COGHLAN	Stop - Technical Problem
11.30.27	88 K. COGHLAN	Technical Problem - Turn 6
11.53.57	111 K. SMITH	Crashed - Turn 3
11.56.00	83 L. EPIS	Crashed - Turn 8
11.58.25	65 M. CANDUCCI	Crashed - Turn 1
12.01.53		End Of Session

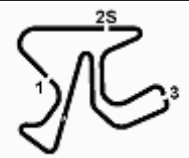
#### Fastest Laps Sequence

No.	Rider	Nat	Team	Bike	Local Time	Time	Gap	Avg
71	C. BERGMAN	SWE	CIA Landlord Insurance Honda	Honda CBR600RR	11:03'46.812	<b>1'48.286</b>		147,044
64	F. CARICASULO	ITA	GRT Yamaha Official WorldSSP Team	Yamaha YZF R6	11:03'47.033	<b>1'48.016</b>	-0.270	147,411
66	N. TUULI	FIN	Kallio Racing	Yamaha YZF R6	11:04'30.318	<b>1'47.476</b>	-0.540	148,152
64	F. CARICASULO	ITA	GRT Yamaha Official WorldSSP Team	Yamaha YZF R6	11:05'33.442	<b>1'46.409</b>	-1.067	149,638
61	A. ZACCONE	ITA	MV Agusta Reparto Corse	MV Agusta F3 675	11:05'46.910	<b>1'46.187</b>	-0.222	149,951
66	N. TUULI	FIN	Kallio Racing	Yamaha YZF R6	11:06'16.479	<b>1'46.161</b>	-0.026	149,987
64	F. CARICASULO	ITA	GRT Yamaha Official WorldSSP Team	Yamaha YZF R6	11:07'18.957	<b>1'45.515</b>	-0.646	150,906
66	N. TUULI	FIN	Kallio Racing	Yamaha YZF R6	11:08'01.989	<b>1'45.510</b>	-0.005	150,913
64	F. CARICASULO	ITA	GRT Yamaha Official WorldSSP Team	Yamaha YZF R6	11:09'03.989	<b>1'45.032</b>	-0.478	151,600
144	L. MAHIAS	FRA	GRT Yamaha Official WorldSSP Team	Yamaha YZF R6	11:13'53.393	<b>1'44.664</b>	-0.368	152,133
144	L. MAHIAS	FRA	GRT Yamaha Official WorldSSP Team	Yamaha YZF R6	11:28'26.036	<b>1'44.643</b>	-0.021	152,163
64	F. CARICASULO	ITA	GRT Yamaha Official WorldSSP Team	Yamaha YZF R6	11:47'02.020	<b>1'44.449</b>	-0.194	152,446
144	L. MAHIAS	FRA	GRT Yamaha Official WorldSSP Team	Yamaha YZF R6	11:49'29.759	<b>1'43.676</b>	-0.773	153,582

Start 11:00 End 12:01 The results are provisional until the end of the time limit for protests and appeals and the completion of the technical checks.

These data/results cannot be reproduced, stored and/or transmitted in whole or in part by any manner of electronic, mechanical, photocopying, recording, broadcasting or otherwise now known or herein after developed without the previous express consent by the copyright owner, except for reproduction in daily press and regular printed publications on sale to the public within 60 days of the event related to those data/results and always provided that copyright symbol appears together as follows below.

© DORNA WSBK ORGANIZATION Srl 2017



## Spanish Round, 20-21-22 October 2017

### World Supersport - Best Sector & Speed Free Practice 1st Session

Jerez 4.423 m

BEST LAP		
1	144 L. MAHIAS	Yamaha YZF R6 1'43.676
2	16 J. CLUZEL	Honda CBR600RR 1'44.334
3	64 F. CARICASULO	Yamaha YZF R6 1'44.340
4	65 M. CANDUCCI	Kawasaki ZX-6R 1'44.387
5	66 N. TUULI	Yamaha YZF R6 1'44.408
6	61 A. ZACCONE	MV Agusta F3 675 1'44.439
7	13 A. WEST	Kawasaki ZX-6R 1'44.491
8	5 A. BASSANI	Kawasaki ZX-6R 1'44.545
9	78 H. OKUBO	Honda CBR600RR 1'44.610
10	99 P. JACOBSEN	MV Agusta F3 675 1'44.665
11	32 S. MORAIS	Yamaha YZF R6 1'44.691
12	71 C. BERGMAN	Honda CBR600RR 1'44.746
13	87 L. ZANETTI	MV Agusta F3 675 1'44.853
14	25 A. BALDOLINI	Yamaha YZF R6 1'44.872
15	81 L. STAPLEFORD	Triumph Daytona 675 1'45.026
16	4 G. REA	Kawasaki ZX-6R 1'45.065
17	11 C. GAMARINO	Honda CBR600RR 1'45.089
18	111 K. SMITH	Honda CBR600RR 1'45.294
19	35 S. HILL	Triumph Daytona 675 1'45.451
20	47 R. HARTOG	Kawasaki ZX-6R 1'45.608
21	38 H. SOOMER	Honda CBR600RR 1'45.748
22	26 K. WATANABE	Kawasaki ZX-6R 1'45.811
23	63 Z. KHAIRUDDIN	Kawasaki ZX-6R 1'45.835
24	74 J. VAN SIKKELERUS	Yamaha YZF R6 1'46.632
25	56 P. SEBESTYÉN	Kawasaki ZX-6R 1'46.833
26	17 M. PONS	Kawasaki ZX-6R 1'47.396
27	83 L. EPIS	Kawasaki ZX-6R 1'47.635
28	88 K. COGHLAN	Yamaha YZF R6 1'47.850
29	97 M. SCHEIB	Kawasaki ZX-6R 1'47.858
30	10 N. CALERO	Kawasaki ZX-6R 1'48.021
31	69 X. CARDELUS	Yamaha YZF R6 1'48.325
32	48 G. SCARCELLA	Honda CBR600RR 1'50.008

SPEED		
1	13 A. WEST	Kawasaki ZX-6R 245,9
2	65 M. CANDUCCI	Kawasaki ZX-6R 245,3
3	25 A. BALDOLINI	Yamaha YZF R6 245,3
4	99 P. JACOBSEN	MV Agusta F3 675 243,2
5	32 S. MORAIS	Yamaha YZF R6 243,2
6	5 A. BASSANI	Kawasaki ZX-6R 242,6
7	87 L. ZANETTI	MV Agusta F3 675 242,6
8	47 R. HARTOG	Kawasaki ZX-6R 242,6
9	64 F. CARICASULO	Yamaha YZF R6 242,6
10	69 X. CARDELUS	Yamaha YZF R6 242,6
11	16 J. CLUZEL	Honda CBR600RR 242,1
12	81 L. STAPLEFORD	Triumph Daytona 675 241,6
13	144 L. MAHIAS	Yamaha YZF R6 241,6
14	38 H. SOOMER	Honda CBR600RR 241,6
15	78 H. OKUBO	Honda CBR600RR 241,6
16	66 N. TUULI	Yamaha YZF R6 241,6
17	71 C. BERGMAN	Honda CBR600RR 241,0
18	61 A. ZACCONE	MV Agusta F3 675 240,5
19	11 C. GAMARINO	Honda CBR600RR 240,0
20	26 K. WATANABE	Kawasaki ZX-6R 239,0
21	74 J. VAN SIKKELERUS	Yamaha YZF R6 238,5
22	35 S. HILL	Triumph Daytona 675 238,5
23	111 K. SMITH	Honda CBR600RR 238,5
24	63 Z. KHAIRUDDIN	Kawasaki ZX-6R 238,5
25	88 K. COGHLAN	Yamaha YZF R6 237,9
26	4 G. REA	Kawasaki ZX-6R 237,9
27	10 N. CALERO	Kawasaki ZX-6R 236,4
28	83 L. EPIS	Kawasaki ZX-6R 235,4
29	97 M. SCHEIB	Kawasaki ZX-6R 234,9
30	56 P. SEBESTYÉN	Kawasaki ZX-6R 233,4
31	17 M. PONS	Kawasaki ZX-6R 232,5
32	48 G. SCARCELLA	Honda CBR600RR 231,0

SEG. 1			SEG. 2			SEG. 3			SEG. 4		
1	64 F. CARICASULO	26.257	1	144 L. MAHIAS	14.791	1	144 L. MAHIAS	29.475	1	144 L. MAHIAS	33.022
2	144 L. MAHIAS	26.295	2	65 M. CANDUCCI	14.839	2	64 F. CARICASULO	29.594	2	16 J. CLUZEL	33.087
3	13 A. WEST	26.328	3	66 N. TUULI	14.858	3	61 A. ZACCONE	29.666	3	81 L. STAPLEFORD	33.180
4	66 N. TUULI	26.352	4	5 A. BASSANI	14.859	4	13 A. WEST	29.679	4	65 M. CANDUCCI	33.197
5	61 A. ZACCONE	26.384	5	32 S. MORAIS	14.874	5	78 H. OKUBO	29.705	5	61 A. ZACCONE	33.239
6	16 J. CLUZEL	26.399	6	78 H. OKUBO	14.889	6	5 A. BASSANI	29.709	6	99 P. JACOBSEN	33.239
7	32 S. MORAIS	26.403	7	81 L. STAPLEFORD	14.923	7	99 P. JACOBSEN	29.721	7	66 N. TUULI	33.295
8	71 C. BERGMAN	26.418	8	71 C. BERGMAN	14.931	8	32 S. MORAIS	29.725	8	11 C. GAMARINO	33.295
9	99 P. JACOBSEN	26.450	9	16 J. CLUZEL	14.933	9	16 J. CLUZEL	29.756	9	71 C. BERGMAN	33.305
10	87 L. ZANETTI	26.462	10	25 A. BALDOLINI	14.934	10	87 L. ZANETTI	29.759	10	64 F. CARICASULO	33.322
11	65 M. CANDUCCI	26.464	11	64 F. CARICASULO	14.936	11	66 N. TUULI	29.787	11	111 K. SMITH	33.323
12	78 H. OKUBO	26.466	12	11 C. GAMARINO	14.948	12	38 H. SOOMER	29.819	12	78 H. OKUBO	33.330
13	25 A. BALDOLINI	26.501	13	13 A. WEST	14.957	13	65 M. CANDUCCI	29.881	13	87 L. ZANETTI	33.374
14	5 A. BASSANI	26.537	14	47 R. HARTOG	14.960	14	4 G. REA	29.905	14	5 A. BASSANI	33.381
15	81 L. STAPLEFORD	26.614	15	35 S. HILL	14.978	15	71 C. BERGMAN	29.912	15	25 A. BALDOLINI	33.394
16	47 R. HARTOG	26.616	16	99 P. JACOBSEN	14.998	16	35 S. HILL	29.953	16	32 S. MORAIS	33.422
17	4 G. REA	26.621	17	38 H. SOOMER	15.011	17	11 C. GAMARINO	29.962	17	35 S. HILL	33.431
18	11 C. GAMARINO	26.634	18	87 L. ZANETTI	15.013	18	81 L. STAPLEFORD	30.009	18	4 G. REA	33.456
19	26 K. WATANABE	26.681	19	4 G. REA	15.022	19	25 A. BALDOLINI	30.018	19	38 H. SOOMER	33.483
20	111 K. SMITH	26.729	20	61 A. ZACCONE	15.033	20	111 K. SMITH	30.029	20	13 A. WEST	33.492
21	35 S. HILL	26.737	21	26 K. WATANABE	15.102	21	63 Z. KHAIRUDDIN	30.152	21	47 R. HARTOG	33.510
22	38 H. SOOMER	26.845	22	63 Z. KHAIRUDDIN	15.106	22	26 K. WATANABE	30.213	22	63 Z. KHAIRUDDIN	33.629
23	63 Z. KHAIRUDDIN	26.878	23	111 K. SMITH	15.110	23	74 J. VAN SIKKELER	30.241	23	26 K. WATANABE	33.649
24	74 J. VAN SIKKELER	26.899	24	74 J. VAN SIKKELER	15.170	24	47 R. HARTOG	30.291	24	74 J. VAN SIKKELER	33.915
25	17 M. PONS	26.938	25	56 P. SEBESTYÉN	15.195	25	56 P. SEBESTYÉN	30.362	25	56 P. SEBESTYÉN	33.950
26	56 P. SEBESTYÉN	27.042	26	88 K. COGHLAN	15.240	26	17 M. PONS	30.550	26	10 N. CALERO	34.095
27	10 N. CALERO	27.078	27	69 X. CARDELUS	15.247	27	83 L. EPIS	30.552	27	88 K. COGHLAN	34.100
28	83 L. EPIS	27.161	28	17 M. PONS	15.264	28	10 N. CALERO	30.714	28	97 M. SCHEIB	34.231
29	88 K. COGHLAN	27.222	29	83 L. EPIS	15.270	29	97 M. SCHEIB	30.891	29	17 M. PONS	34.260
30	97 M. SCHEIB	27.323	30	97 M. SCHEIB	15.285	30	69 X. CARDELUS	31.038	30	83 L. EPIS	34.275
31	69 X. CARDELUS	27.464	31	10 N. CALERO	15.355	31	88 K. COGHLAN	31.087	31	69 X. CARDELUS	34.373
32	48 G. SCARCELLA	27.937	32	48 G. SCARCELLA	15.617	32	48 G. SCARCELLA	31.358	32	48 G. SCARCELLA	34.864

20/10/2017

These data/results cannot be reproduced, stored and/or transmitted in whole or in part by any manner of electronic, mechanical, photocopying, recording, broadcasting or otherwise now known or herein after developed without the previous express consent by the copyright owner, except for reproduction in daily press and regular printed publications on sale to the public within 60 days of the event related to those data/results and always provided that copyright symbol appears together as follows below.

© DORNA WSBK ORGANIZATION Srl 2017

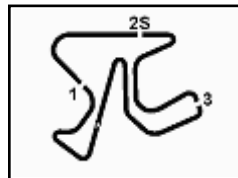
FICR PERUGIA TIMING



Official Tyre Supplier



Official Timekeeper



## Spanish Round, 20-21-22 October 2017

### World Supersport - Ideal Times Free Practice 1st Session

Jerez 4.423 m

1 / 2

Rider No.	Nat	Bike	Seg. 1 Diff. 1	Seg. 2 Diff. 2	Seg. 3 Diff. 3	Seg. 4 Diff. 4	Ideal Time			
							Best Lap	Pos.	Diff.	
1	144 L. MAHIAS	FRA	Yamaha YZF R6	26.295	<b>14.791</b> 0.093	<b>29.475</b>	<b>33.022</b>	<b>1'43.583</b> 1'43.676	1	0.093
2	64 F. CARICASULO	ITA	Yamaha YZF R6	<b>26.257</b> 0.170	14.936 0.061	29.594	33.322	<b>1'44.109</b> 1'44.340	3	0.231
3	16 J. CLUZEL	FRA	Honda CBR600RR	26.399	14.933 0.120	29.756 0.039	33.087	<b>1'44.175</b> 1'44.334	2	0.159
4	66 N. TUULI	FIN	Yamaha YZF R6	26.352 0.116	14.858	29.787	33.295	<b>1'44.292</b> 1'44.408	5	0.116
5	61 A. ZACCONE	ITA	MV Agusta F3 675	26.384 0.046	15.033 0.009	29.666	33.239 0.062	<b>1'44.322</b> 1'44.439	6	0.117
6	65 M. CANDUCCI	ITA	Kawasaki ZX-6R	26.464	14.839 0.006	29.881	33.197	<b>1'44.381</b> 1'44.387	4	0.006
7	78 H. OKUBO	JPN	Honda CBR600RR	26.466	14.889 0.114	29.705	33.330 0.106	<b>1'44.390</b> 1'44.610	9	0.220
8	99 P. JACOBSEN	USA	MV Agusta F3 675	26.450 0.164	14.998 0.034	29.721	33.239 0.059	<b>1'44.408</b> 1'44.665	10	0.257
9	32 S. MORAIS	RSA	Yamaha YZF R6	26.403 0.193	14.874 0.044	29.725 0.030	33.422	<b>1'44.424</b> 1'44.691	11	0.267
10	13 A. WEST	AUS	Kawasaki ZX-6R	26.328	14.957 0.008	29.679	33.492 0.027	<b>1'44.456</b> 1'44.491	7	0.035
11	5 A. BASSANI	ITA	Kawasaki ZX-6R	26.537	14.859 0.025	29.709	33.381 0.034	<b>1'44.486</b> 1'44.545	8	0.059
12	71 C. BERGMAN	SWE	Honda CBR600RR	26.418 0.107	14.931 0.073	29.912	33.305	<b>1'44.566</b> 1'44.746	12	0.180
13	87 L. ZANETTI	ITA	MV Agusta F3 675	26.462 0.197	15.013 0.015	29.759	33.374 0.033	<b>1'44.608</b> 1'44.853	13	0.245
14	81 L. STAPLEFORD	GBR	Triumph Daytona 675	26.614 0.240	14.923	30.009 0.060	33.180	<b>1'44.726</b> 1'45.026	15	0.300
15	11 C. GAMARINO	ITA	Honda CBR600RR	26.634 0.146	14.948 0.104	29.962	33.295	<b>1'44.839</b> 1'45.089	17	0.250
16	25 A. BALDOLINI	ITA	Yamaha YZF R6	26.501 0.025	14.934	30.018	33.394	<b>1'44.847</b> 1'44.872	14	0.025
17	4 G. REA	GBR	Kawasaki ZX-6R	26.621	15.022 0.061	29.905	33.456	<b>1'45.004</b> 1'45.065	16	0.061
18	35 S. HILL	GBR	Triumph Daytona 675	26.737 0.138	14.978 0.059	29.953	33.431 0.155	<b>1'45.099</b> 1'45.451	19	0.352
19	38 H. SOOMER	EST	Honda CBR600RR	26.845 0.152	15.011 0.025	29.819	33.483 0.413	<b>1'45.158</b> 1'45.748	21	0.590
20	111 K. SMITH	GBR	Honda CBR600RR	26.729 0.099	15.110 0.004	30.029	33.323	<b>1'45.191</b> 1'45.294	18	0.103
21	47 R. HARTOG	NED	Kawasaki ZX-6R	26.616 0.123	14.960	30.291 0.108	33.510	<b>1'45.377</b> 1'45.608	20	0.231
22	26 K. WATANABE	JPN	Kawasaki ZX-6R	26.681	15.102	30.213 0.166	33.649	<b>1'45.645</b> 1'45.811	22	0.166
23	63 Z. KHAIRUDDIN	MAS	Kawasaki ZX-6R	26.878 0.070	15.106	30.152	33.629	<b>1'45.765</b> 1'45.835	23	0.070
24	74 J. VAN SIKKELERUS	NED	Yamaha YZF R6	26.899 0.117	15.170 0.047	30.241 0.237	33.915 0.006	<b>1'46.225</b> 1'46.632	24	0.407
25	56 P. SEBESTYÉN	HUN	Kawasaki ZX-6R	27.042 0.004	15.195 0.088	30.362 0.090	33.950 0.102	<b>1'46.549</b> 1'46.833	25	0.284
26	17 M. PONS	ESP	Kawasaki ZX-6R	26.938 0.261	15.264 0.098	30.550 0.025	34.260	<b>1'47.012</b> 1'47.396	26	0.384
27	10 N. CALERO	ESP	Kawasaki ZX-6R	27.078 0.502	15.355 0.234	30.714 0.013	34.095 0.030	<b>1'47.242</b> 1'48.021	30	0.779
28	83 L. EPIS	AUS	Kawasaki ZX-6R	27.161 0.225	15.270 0.102	30.552	34.275 0.050	<b>1'47.258</b> 1'47.635	27	0.377
29	88 K. COGHLAN	GBR	Yamaha YZF R6	27.222 0.169	15.240 0.026	31.087	34.100 0.006	<b>1'47.649</b> 1'47.850	28	0.201
30	97 M. SCHEIB	CHI	Kawasaki ZX-6R	27.323	15.285 0.107	30.891 0.021	34.231	<b>1'47.730</b> 1'47.858	29	0.128
31	69 X. CARDELUS	AND	Yamaha YZF R6	27.464	15.247	31.038	34.373 0.203	<b>1'48.122</b> 1'48.325	31	0.203

20/10/2017

These data/results cannot be reproduced, stored and/or transmitted in whole or in part by any manner of electronic, mechanical, photocopying, recording, broadcasting or otherwise now known or herein after developed without the previous express consent by the copyright owner, except for reproduction in daily press and regular printed publications on sale to the public within 60 days of the event related to those data/results and always provided that copyright symbol appears together as follows below.

© DORNA WSBK ORGANIZATION Srl 2017

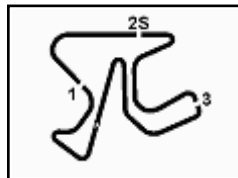
FICR PERUGIA TIMING



Official Tyre Supplier



Official Timekeeper



### Spanish Round, 20-21-22 October 2017

#### World Supersport - Ideal Times Free Practice 1st Session

Jerez 4.423 m

**2 / 2**

Rider No.	Nat	Bike	Seg. 1 Diff. 1	Seg. 2 Diff. 2	Seg. 3 Diff. 3	Seg. 4 Diff. 4	Ideal Time		
							Best Lap	Pos.	Diff.
32	48 G. SCARCELLA	AUS Honda CBR600RR	27.937	15.617 0.114	31.358 0.033	34.864 0.085	<b>1'49.776</b> 1'50.008	32	0.232
<b>Overall Ideal Time</b>			26.257	14.791	29.475	33.022	<b>1'43.545</b>		

20/10/2017  
 These data/results cannot be reproduced, stored and/or transmitted in whole or in part by any manner of electronic, mechanical, photocopying, recording, broadcasting or otherwise now known or herein after developed without the previous express consent by the copyright owner, except for reproduction in daily press and regular printed publications on sale to the public within 60 days of the event related to those data/results and always provided that copyright symbol appears together as follows below.  
 © DORNA WSBK ORGANIZATION Srl 2017

**PIRELLI PERUGIA TIMING**


Official Tyre Supplier

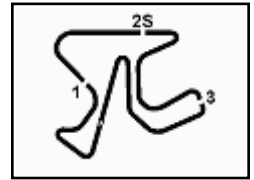


Official Timekeeper









### Spanish Round, 20-21-22 October 2017

### World Supersport - Chronological Analysis Free Practice 1st Session

Jerez 4.423 m

**3 / 7**

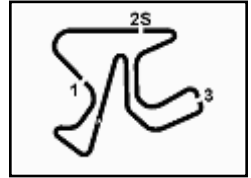
Lap	Seg.1	Seg.2	Seg.3	Seg.4	Lap Time	km/h	Local Time
22	26.470	15.105	29.851	<b>33.239</b>	<b>1'44.665</b>	237,4	12:00'39.342
<b>11° 32 S. MORAIS (1'44.691)</b>							
1	35.333	16.741	33.646	36.143	2'01.863P	230,5	11:03'07.667
2	27.810	15.730	31.652	34.658	1'49.850	234,9	11:04'56.917
3	27.164	15.277	30.395	34.363	1'47.199	239,0	11:06'44.116
4	27.220	15.332	31.206	34.801	1'48.559	234,9	11:08'32.675
5	28.279	15.006	30.990	34.442	1'48.717	241,0	11:10'21.392
6	26.649	14.986	30.203	33.844	1'45.682	241,0	11:12'07.074
7	26.697	15.903	31.627	33.914	1'48.141	189,5	11:13'55.215
8	26.572	15.015	30.252	33.852	1'45.691	238,5	11:15'40.906
9	26.749	15.011	30.065	33.961	1'45.786	240,0	11:17'26.692
10	27.525	15.512	30.545	10'16.390	11'29.972P	232,9	11:28'56.664
11	42.578	18.095	32.063	34.223	2'06.959P	208,0	11:31'03.623
12	27.011	15.073	30.069	33.644	1'45.797	240,0	11:32'49.420
13	26.903	15.372	33.088	7'42.107	8'57.470P	210,0	11:41'46.890
14	33.274	15.746	31.045	33.781	1'53.846P	219,1	11:43'40.736
15	26.712	15.023	30.000	33.685	1'45.420	240,5	11:45'26.156
16	26.534	14.962	30.035	33.631	1'45.162	240,0	11:47'11.318
17	26.444	15.051	29.934	4'00.419	5'11.848P	240,5	11:52'23.166
18	32.910	15.242	30.386	33.482	1'52.020P	236,4	11:54'15.186
19	26.654	14.886	29.788	33.642	1'44.970	241,6	11:56'00.156
20	<b>26.403</b>	<b>14.874</b>	<b>29.725</b>	33.805	1'44.807	<b>243,2</b>	11:57'44.963
21	27.714	15.013	30.385	33.434	1'46.546	241,6	11:59'31.509
22	26.596	14.918	29.755	<b>33.422</b>	<b>1'44.691</b>	242,1	12:01'16.200
<b>14° 25 A. BALDOLINI (1'44.872)</b>							
1	34.860	16.277	32.594	35.822	1'59.553P	234,4	11:02'19.062
2	27.948	15.293	31.501	34.389	1'49.131	238,5	11:04'08.193
3	27.449	15.297	30.902	34.259	1'47.907	239,5	11:05'56.100
4	27.164	15.152	30.720	34.093	1'47.129	241,0	11:07'43.229
5	27.176	15.194	31.110	36.049	1'49.529	240,5	11:09'32.758
6	26.887	15.118	30.482	33.608	1'46.095	242,1	11:11'18.853
7	26.807	15.073	30.568	13'04.054	14'16.502P	244,2	11:25'55.355
8	31.335	15.503	32.333	37.062	1'56.233P	238,5	11:27'31.588
9	27.225	15.128	30.422	33.957	1'46.732	240,5	11:29'18.320
10	27.088	15.195	31.970	34.050	1'48.303	241,0	11:31'06.623
11	27.115	15.122	31.398	33.960	1'47.595	243,7	11:32'54.218
12	27.050	15.181	30.348	33.922	1'46.501	241,6	11:34'40.719
13	27.395	15.459	31.927	34.807	1'49.588	239,5	11:36'30.307
14	26.880	15.075	30.434	33.841	1'46.230	244,8	11:38'16.537
15	27.059	15.093	30.363	10'42.477	11'54.992P	243,2	11:50'11.529
16	37.183	16.551	34.800	37.902	2'06.436P	211,2	11:52'17.965
17	26.831	15.266	30.274	34.027	1'46.398	<b>245,3</b>	11:54'04.363
18	26.526	<b>14.934</b>	<b>30.018</b>	<b>33.394</b>	<b>1'44.872</b>	243,2	11:55'49.235
19	<b>26.501</b>	<b>14.934</b>	30.090	33.626	1'45.151	243,7	11:57'34.386
20	26.796	15.077	30.401	33.760	1'46.034	241,6	11:59'20.420
<b>15° 81 L. STAPLEFORD (1'45.026)</b>							
1	34.557	15.970	32.493	35.332	1'58.352P	233,4	11:02'10.339
2	27.828	15.297	31.467	34.467	1'49.059	239,0	11:03'59.398
3	27.396	15.216	30.834	33.655	1'47.101	237,9	11:05'46.499
4	27.082	15.116	30.501	33.820	1'46.519	237,9	11:07'33.018
5	27.131	15.179	30.738	33.622	1'46.670	235,4	11:09'19.688
6	26.763	15.081	30.364	33.464	1'45.672	238,5	11:11'05.360
7	27.665	17.177	33.166	11'11.317	12'29.325P	172,7	11:23'34.685
8	37.107	15.311	30.957	34.191	1'57.566P	236,9	11:25'32.251
9	26.888	15.041	30.775	33.956	1'46.660	236,9	11:27'18.911
10	27.172	15.686	31.021	33.682	1'47.561	232,5	11:29'06.472
11	32.406	17.692	33.225	34.284	1'57.607	216,1	11:31'04.079
12	26.968	15.077	30.346	33.588	1'45.979	240,0	11:32'50.058
13	26.845	15.007	30.141	33.617	1'45.610	240,5	11:34'35.668
14	27.832	16.433	32.364	13'21.572	14'38.201P	210,4	11:49'13.869
15	35.689	15.374	31.435	33.748	1'56.246P	235,9	11:51'10.115
16	26.728	14.947	30.156	33.485	1'45.316	238,5	11:52'55.431
17	<b>26.614</b>	15.006	30.250	33.718	1'45.588	240,0	11:54'41.019
18	26.914	14.979	<b>30.009</b>	33.325	1'45.227	238,5	11:56'26.246
19	26.854	<b>14.923</b>	30.069	<b>33.180</b>	<b>1'45.026</b>	<b>241,6</b>	11:58'11.272
20	27.281	15.051	30.170	33.395	1'45.897	238,5	11:59'57.169
21	26.723	15.001	30.113	33.294	1'45.131	239,0	12:01'42.300
<b>16° 4 G. REA (1'45.065)</b>							
Lap	Seg.1	Seg.2	Seg.3	Seg.4	Lap Time	km/h	Local Time

20/10/2017

**P = Pits In/Out - C = Lap-Time Cancelled**

These data/results cannot be reproduced, stored and/or transmitted in whole or in part by any manner of electronic, mechanical, photocopying, recording, broadcasting or otherwise now known or herein after developed without the previous express consent by the copyright owner, except for reproduction in daily press and regular printed publications on sale to the public within 60 days of the event related to those data/results and always provided that copyright symbol appears together as follows below.

© DORNA WSBK ORGANIZATION Srl 2017



## Spanish Round, 20-21-22 October 2017 World Supersport - Chronological Analysis Free Practice 1st Session

Jerez 4.423 m

4 / 7

13	26.729	15.120	30.184	33.641	1'45.674	236,4	11:31'38.751	
14	26.789	15.381	31.163	18'35.904	19'49.237P	235,4	11:51'27.988	
15	32.378	15.565	30.677	33.741	1'52.361P	236,4	11:53'20.349	
<b>19° 35 S. HILL (1'45.451)</b>								
<b>Lap Seg.1 Seg.2 Seg.3 Seg.4 Lap Time km/h Local Time</b>								
1	34.709	15.814	33.645	40.238	2'04.406P	225,8	11:01'57.783	
2	27.418	15.335	31.416	34.779	1'48.948	<b>238,5</b>	11:05'51.137	
3	27.396	15.349	31.174	34.301	1'48.220	234,4	11:07'39.357	
4	27.254	15.321	30.700	34.015	1'47.290	233,9	11:09'26.647	
5	26.978	15.389	30.583	33.953	1'46.903	232,9	11:11'13.550	
6	27.002	15.355	30.936	34.116	1'47.409	232,9	11:13'00.959	
7	26.974	15.213	30.759	34.093	1'47.039	236,4	11:14'47.998	
8	26.999	15.277	30.491	33.962	1'46.729	234,9	11:16'34.727	
9	27.715	15.607	32.677	8'08.536	9'24.535P	228,1	11:25'59.262	
10	31.945	15.863	32.448	34.829	1'55.085P	232,0	11:27'54.347	
11	56.143	17.828	33.118	6'47.363	8'34.452P	188,9	11:36'28.799	
12	38.797	15.632	31.090	35.091	2'00.610P	237,4	11:38'29.409	
13	27.208	15.187	30.557	33.976	1'46.928	236,9	11:40'16.337	
14	26.986	15.134	30.447	34.110	1'46.677	235,4	11:42'03.014	
15	29.572	15.219	30.561	33.874	1'49.226	235,4	11:43'52.240	
16	27.183	15.155	30.580	33.887	1'46.805	235,9	11:45'39.045	
17	28.461	15.555	31.761	4'44.725	6'00.502P	233,4	11:51'39.547	
18	30.896	19.811	36.853	33.864	2'01.424P	184,8	11:53'40.971	
19	27.006	15.044	30.073	<b>33.431</b>	1'45.554	236,4	11:55'26.525	
20	26.875	15.037	<b>29.953</b>	33.586	<b>1'45.451</b>	235,9	11:57'11.976	
21	26.797	<b>14.978</b>	30.224	33.733	1'45.732	237,4	11:58'57.708	
22	<b>26.737</b>	15.106	30.239	38.569	1'50.651	237,4	12:00'48.359	
<b>20° 47 R. HARTOG (1'45.608)</b>								
<b>Lap Seg.1 Seg.2 Seg.3 Seg.4 Lap Time km/h Local Time</b>								
1	37.442	16.139	32.669	34.985	2'01.235P	233,4	11:02'14.460	
2	27.840	15.323	31.594	34.593	1'49.350	239,5	11:04'03.810	
3	27.592	15.184	31.145	34.163	1'48.084	239,5	11:05'51.894	
4	27.354	15.294	31.151	34.312	1'48.111	<b>242,6</b>	11:07'40.005	
5	27.467	15.208	30.822	33.938	1'47.435	239,5	11:09'27.440	
6	26.980	15.182	30.570	33.945	1'46.677	237,9	11:11'14.117	
7	26.861	15.075	30.488	33.878	1'46.302	241,0	11:13'00.419	
8	27.126	15.301	30.788	33.985	1'47.200	237,9	11:14'47.619	
9	26.868	15.174	33.177	34.113	1'49.332	239,0	11:16'36.951	
10	27.059	15.108	30.785	34.235	1'47.187	239,5	11:18'24.138	
11	26.808	15.105	30.420	33.683	1'46.016	239,5	11:20'10.154	
12	29.591	15.382	31.623	12'21.402	13'37.998P	239,0	11:33'48.152	
13	32.627	15.405	31.362	34.147	1'53.541P	237,9	11:35'41.693	
14	27.085	15.061	30.421	34.089	1'46.656	239,5	11:37'28.349	
15	26.957	15.231	30.416	34.099	1'46.703	237,9	11:39'15.052	
16	26.840	15.161	30.454	34.068	1'46.523	239,5	11:41'01.575	
17	27.191	15.119	31.080	34.413	1'47.803	240,5	11:42'49.378	
18	27.147	15.823	31.528	7'16.418	8'30.916P	236,9	11:51'20.294	
19	33.572	15.244	30.797	33.685	1'53.298P	237,9	11:53'13.592	
20	26.699	15.134	30.425	33.621	1'45.879	239,5	11:54'59.471	
21	<b>26.616</b>	15.023	30.695	33.606	1'45.940	240,5	11:56'45.411	
22	26.736	14.961	<b>30.291</b>	33.649	1'45.637	<b>242,6</b>	11:58'31.048	
23	26.739	<b>14.960</b>	30.399	<b>33.510</b>	<b>1'45.608</b>	242,1	12:00'16.656	
<b>21° 38 H. SOOMER (1'45.748)</b>								
<b>Lap Seg.1 Seg.2 Seg.3 Seg.4 Lap Time km/h Local Time</b>								
1	33.872	16.007	32.738	35.701	1'58.318P	234,4	11:02'20.881	
2	28.692	15.722	31.672	34.946	1'51.032	240,5	11:04'10.231	
3	27.414	15.351	31.243	34.276	1'48.284	<b>241,6</b>	11:05'58.515	
4	27.238	15.187	30.401	34.373	1'47.199	237,9	11:07'45.714	

<b>17° 11 C. GAMARINO (1'45.089)</b>								
<b>Lap Seg.1 Seg.2 Seg.3 Seg.4 Lap Time km/h Local Time</b>								
1	33.924	15.979	32.551	35.439	1'57.893P	233,9	11:02'19.513	
2	28.626	15.675	31.734	34.518	1'50.553	239,5	11:04'10.066	
3	27.448	15.380	31.094	34.007	1'47.929	236,4	11:05'57.995	
4	26.979	15.106	30.896	33.876	1'46.857	<b>240,0</b>	11:07'44.852	
5	27.036	15.172	30.593	33.749	1'46.550	235,4	11:09'31.402	
6	26.898	15.242	30.290	33.572	1'46.002	236,9	11:11'17.404	
7	29.582	15.289	31.045	33.988	1'49.904	235,4	11:13'07.308	
8	30.278	15.552	31.176	8'26.090	9'43.096P	233,9	11:22'50.404	
9	33.599	15.710	31.075	34.209	1'54.593P	232,5	11:24'44.997	
10	27.124	15.270	30.538	33.753	1'46.685	234,9	11:26'31.682	
11	26.841	15.173	30.436	33.691	1'46.141	234,9	11:28'17.823	
12	30.387	15.807	30.946	33.830	1'50.970	233,9	11:30'08.793	
13	27.079	15.211	30.295	33.759	1'46.344	235,9	11:31'55.137	
14	26.798	15.282	30.302	33.753	1'46.135	236,4	11:33'41.272	
15	26.795	15.167	30.104	33.773	1'45.839	235,4	11:35'27.111	
16	30.349	16.391	31.033	13'21.148	14'38.921P	216,6	11:50'06.032	
17	32.078	16.455	33.730	34.303	1'56.566P	164,8	11:52'02.598	
18	<b>26.634</b>	<b>14.948</b>	30.453	33.310	1'45.345	239,0	11:53'47.943	
19	26.780	15.052	<b>29.962</b>	<b>33.295</b>	<b>1'45.089</b>	238,5	11:55'33.032	
20	26.742	15.047	29.981	33.405	1'45.175	237,9	11:57'18.207	
21	26.650	15.104	30.025	33.435	1'45.214	239,5	11:59'03.421	

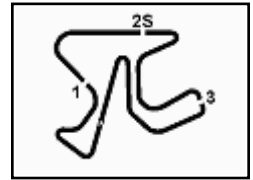
<b>18° 111 K. SMITH (1'45.294)</b>								
<b>Lap Seg.1 Seg.2 Seg.3 Seg.4 Lap Time km/h Local Time</b>								
1	35.687	17.670	35.053	37.924	2'06.334P	170,8	11:02'31.669	
2	30.608	17.843	33.437	36.584	1'58.472	164,0	11:04'30.141	
3	29.222	17.091	32.797	36.295	1'55.405	169,5	11:06'25.546	
4	29.076	16.859	33.193	35.718	1'54.846	173,5	11:08'20.392	
5	29.057	16.911	32.418	36.225	1'54.611	182,1	11:10'15.003	
6	28.323	15.617	31.525	3'51.535	5'07.000P	236,4	11:15'22.003	
7	36.197	15.518	31.115	33.689	1'56.519P	237,4	11:17'18.522	
8	27.135	<b>15.110</b>	30.309	34.462	1'47.016	237,4	11:19'05.538	
9	27.130	15.303	30.332	4'09.838	5'22.603P	237,4	11:24'28.141	
10	32.123	15.403	30.698	33.541	1'51.765P	236,9	11:26'19.906	
11	26.828	15.114	<b>30.029</b>	<b>33.323</b>	<b>1'45.294</b>	237,9	11:28'05.200	
12	28.439	15.199	30.528	33.711	1'47.877	<b>238,5</b>	11:29'53.077	

20/10/2017 P = Pits In/Out - C = Lap-Time Cancelled

These data/results cannot be reproduced, stored and/or transmitted in whole or in part by any manner of electronic, mechanical, photocopying, recording, broadcasting or otherwise now known or herein after developed without the previous express consent by the copyright owner, except for reproduction in daily press and regular printed publications on sale to the public within 60 days of the event related to those data/results and always provided that copyright symbol appears together as follows below.

© DORNA WSBK ORGANIZATION Srl 2017





**Spanish Round, 20-21-22 October 2017**  
**World Supersport - Chronological Analysis Free Practice 1st Session**

Jerez 4.423 m

5 / 7

5	27.005	15.100	30.141	33.684	1'45.930	241,6	11:09'31.644	12	35.866	15.586	31.222	34.090	1'56.764P	235,4	11:35'31.179
6	27.112	15.209	30.659	6'17.525	7'30.505P	240,0	11:17'02.149	13	27.177	15.246	30.598	34.131	1'47.152	236,9	11:37'18.331
7	36.348	15.518	30.526	34.143	1'56.535P	236,4	11:18'58.684	14	27.506	15.338	30.533	34.278	1'47.655	236,4	11:39'05.986
8	27.148	15.348	30.207	33.695	1'46.398	235,9	11:20'45.082	15	27.227	15.460	30.732	34.137	1'47.556	235,4	11:40'53.542
9	27.069	15.194	30.178	33.851	1'46.292	235,4	11:22'31.374	16	30.247	15.736	31.530	10'14.360	11'31.873P	234,9	11:52'25.415
10	27.138	15.289	30.200	33.678	1'46.305	236,4	11:24'17.679	17	42.496	16.039	35.512	34.335	2'08.382P	228,6	11:54'33.797
11	27.254	15.284	30.479	5'35.030	6'48.047P	235,9	11:31'05.726	18	26.878	15.403	32.261	36.804	1'51.346	235,4	11:56'25.143
12	33.780	15.215	30.686	34.436	1'54.117P	235,4	11:32'59.843	19	26.948	15.106	30.152	33.629	1'45.835	238,5	11:58'10.978
13	27.264	15.290	30.268	34.212	1'47.034	236,9	11:34'46.877	20	29.354	15.475	31.495	34.411	1'50.735	238,5	12:00'01.713
14	26.875	15.161	30.430	4'46.613	5'59.079P	238,5	11:40'45.956	<b>24° 74 J. VAN SIKKELERUS (1'46.632)</b>							
15	38.109	15.529	30.667	34.508	1'58.813P	235,9	11:42'44.769	<b>Lap</b>	<b>Seg.1</b>	<b>Seg.2</b>	<b>Seg.3</b>	<b>Seg.4</b>	<b>Lap Time</b>	<b>km/h</b>	<b>Local Time</b>
16	27.555	15.352	30.662	34.017	1'47.586	234,9	11:44'32.355	1	34.655	16.705	33.986	36.587	2'01.933P	230,0	11:02'07.916
17	27.273	15.217	30.268	33.892	1'46.650	236,4	11:46'19.005	2	29.186	16.354	32.313	35.619	1'53.472	232,9	11:04'01.388
18	27.077	15.212	30.137	33.831	1'46.257	236,9	11:48'05.262	3	27.851	15.414	31.325	35.038	1'49.628	235,4	11:05'51.016
19	27.220	15.179	30.865	2'55.674	4'08.938P	236,9	11:52'14.200	4	28.076	15.359	31.627	34.623	1'49.685	233,9	11:07'40.701
20	34.201	15.059	30.138	33.995	1'53.393P	237,4	11:54'07.593	5	27.532	15.217	30.796	34.635	1'48.180	234,9	11:09'28.881
21	26.862	15.011	31.413	34.350	1'47.636	239,5	11:55'55.229	6	27.613	15.340	30.933	34.497	1'48.383	233,9	11:11'17.264
22	27.026	15.108	30.215	33.483	1'45.832	237,9	11:57'41.061	7	27.777	15.396	33.327	8'04.376	9'20.876P	233,9	11:20'38.140
23	26.997	15.036	29.819	33.896	1'45.748	239,0	11:59'26.809	8	36.500	15.922	32.761	35.059	2'00.242P	231,0	11:22'38.382
24	26.845	15.095	30.406	33.978	1'46.324	239,0	12:01'13.133	9	28.167	15.581	31.213	34.594	1'49.555	231,0	11:24'27.937

<b>22° 26 K. WATANABE (1'45.811)</b>							
Lap	Seg.1	Seg.2	Seg.3	Seg.4	Lap Time	km/h	Local Time
							11:00'53.602
1	34.327	16.303	32.692	35.780	1'59.102P	230,0	11:02'52.704
2	28.000	15.433	31.326	34.273	1'49.032	232,5	11:04'41.736
3	27.538	15.341	31.236	34.134	1'48.249	233,4	11:06'29.985
4	27.232	15.347	31.519	33.902	1'48.000	233,9	11:08'17.985
5	27.068	15.316	30.743	34.031	1'47.158	232,9	11:10'05.143
6	27.098	15.268	30.596	33.974	1'46.936	233,4	11:11'52.079
7	26.978	15.314	30.740	34.390	1'47.422	235,4	11:13'39.501
8	30.100	15.978	30.981	34.051	1'51.110	232,0	11:15'30.611
9	28.738	15.385	30.656	11'58.431	13'13.210P	235,4	11:28'43.821
10	41.250	17.939	33.096	34.250	2'06.535P	206,1	11:30'50.356
11	26.973	15.292	30.451	34.170	1'46.886	234,4	11:32'37.242
12	27.152	15.216	30.609	34.084	1'47.061	235,4	11:34'24.303
13	27.058	15.263	30.472	33.893	1'46.686	235,9	11:36'10.989
14	26.869	15.195	30.553	34.220	1'46.837	236,4	11:37'57.826
15	27.515	15.665	31.385	4'17.094	5'31.659P	231,5	11:43'29.485
16	40.958	17.849	32.580	34.127	2'05.514P	217,0	11:45'34.999
17	26.933	15.163	30.213	33.926	1'46.235	235,4	11:47'21.234
18	26.681	15.102	30.379	33.649	1'45.811	235,4	11:49'07.045
19	26.821	15.194	30.303	34.064	1'46.382	234,9	11:50'53.427
20	26.886	15.262	30.515	33.712	1'46.375	235,4	11:52'39.802
21	32.157	15.262	30.228	34.569	1'52.216	238,5	11:54'32.018
22	27.483	15.292	33.755	35.111	1'51.641	236,4	11:56'23.659
23	26.850	15.230	30.330	33.939	1'46.349	236,9	11:58'10.008
24	29.554	15.145	30.514	34.135	1'49.348	239,0	11:59'59.356
25	27.042	15.208	30.624	33.803	1'46.677	238,5	12:01'46.033

<b>25° 56 P. SEBESTYÉN (1'46.833)</b>							
Lap	Seg.1	Seg.2	Seg.3	Seg.4	Lap Time	km/h	Local Time
							11:00'19.800
1							11:02'19.066
2							11:04'10.133
3							11:05'59.270
4							11:07'48.101
5							11:16'25.328
6							11:18'18.295
7							11:21'22.587
8	36.793	15.467	31.063	34.634	1'57.957P	231,0	11:23'20.544
9	27.376	15.355	31.033	34.398	1'48.162	231,5	11:25'08.706
10	27.500	15.484	30.885	34.391	1'48.260	230,0	11:26'56.966
11	27.327	15.526	30.749	34.345	1'47.947	229,1	11:28'44.913
12	27.224	15.458	30.829	34.574	1'48.085	231,0	11:30'32.998
13	28.037	15.721	31.726	8'46.880	10'02.364P	229,6	11:40'35.362
14	47.971	17.531	31.750	34.915	2'12.167P	233,4	11:42'47.529
15	27.278	15.246	30.405	33.950	1'46.879	232,5	11:44'34.408
16	29.718	15.326	30.820	34.369	1'50.233	232,5	11:46'24.641
17	27.042	15.195	30.572	34.100	1'46.909	232,9	11:48'11.550
18	27.046	15.283	30.452	34.052	1'46.833	232,0	11:49'58.383
19	30.777	15.604	30.362	57.419	2'14.162P	233,4	11:52'12.545
20	36.523	15.480	30.664	4'01.574	5'24.241P	232,5	11:57'36.786
21	33.655	15.362	33.335	34.778	1'57.130P	232,9	11:59'33.916
22	27.276	15.256	30.598	34.350	1'47.480	233,4	12:01'21.396

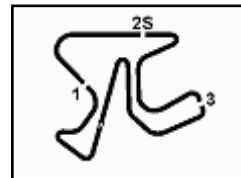
20/10/2017

P = Pits In/Out - C = Lap-Time Cancelled

These data/results cannot be reproduced, stored and/or transmitted in whole or in part by any manner of electronic, mechanical, photocopying, recording, broadcasting or otherwise now known or herein after developed without the previous express consent by the copyright owner, except for reproduction in daily press and regular printed publications on sale to the public within 60 days of the event related to those data/results and always provided that copyright symbol appears together as follows below.

© DORNA WSBK ORGANIZATION Srl 2017





## Spanish Round, 20-21-22 October 2017

### World Supersport - Chronological Analysis Free Practice 1st Session

7	31.109	15.877	31.776	7'04.337	8'23.099P	235,9	11:26'58.855
8	46.418	18.506	31.950	35.228	2'12.102P	237,4	11:29'10.957
9	30.644	17.525	32.907	34.520	1'55.596	232,0	11:31'06.553
10	27.788	15.285	31.388	<b>34.373</b>	1'48.834	242,1	11:32'55.387
11	27.922	15.328	31.248	34.683	1'49.181	239,5	11:34'44.568
12	27.694	15.486	31.405	34.628	1'49.213	239,0	11:36'33.781
13	31.362	15.801	32.412	12'20.094	13'39.669P	236,9	11:50'13.450
14	38.610	16.810	32.764	35.185	2'03.369P	219,1	11:52'16.819
15	27.682	15.303	31.420	34.703	1'49.108	239,0	11:54'05.927
16	27.866	15.294	31.492	34.719	1'49.371	239,0	11:55'55.298
17	27.999	15.338	31.352	34.775	1'49.464	239,0	11:57'44.762
18	31.117	15.444	31.187	34.674	1'52.422	241,0	11:59'37.184
19	<b>27.464</b>	<b>15.247</b>	<b>31.038</b>	34.576	<b>1'48.325</b>	<b>242,6</b>	12:01'25.509

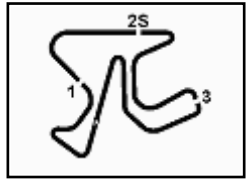
32° 48 G. SCARCELLA (1'50.008)							
Lap	Seg.1	Seg.2	Seg.3	Seg.4	Lap Time	km/h	Local Time
							11:00'13.603
1	37.342	16.747	33.923	37.271	2'05.283P	223,5	11:02'18.886
2	30.169	16.507	33.180	36.887	1'56.743	210,4	11:04'15.629
3	29.553	16.351	32.376	37.737	1'56.017	228,1	11:06'11.646
4	29.478	16.325	33.512	3'50.173	5'09.488P	228,6	11:11'21.134
5	39.265	16.536	32.667	36.219	2'04.687P	224,9	11:13'25.821
6	28.435	16.018	31.961	35.493	1'51.907	225,4	11:15'17.728
7	28.481	15.828	31.862	35.529	1'51.700	226,7	11:17'09.428
8	28.633	15.899	31.660	35.078	1'51.270	225,8	11:19'00.698
9	28.513	15.881	31.538	35.461	1'51.393	226,7	11:20'52.091
10	28.341	15.920	31.600	35.494	1'51.355	226,3	11:22'43.446
11	42.491	20.744	41.297	7'50.147	9'34.679P	97,0	11:32'18.125
12	37.417	16.071	32.941	35.574	2'02.003P	226,7	11:34'20.128
13	28.539	15.925	31.825	35.061	1'51.350	225,4	11:36'11.478
14	28.395	15.773	<b>31.358</b>	35.125	1'50.651	227,7	11:38'02.129
15	28.189	15.698	31.520	35.010	1'50.417	227,2	11:39'52.546
16	28.184	15.748	31.557	34.918	1'50.407	227,2	11:41'42.953
17	<b>27.937</b>	15.731	31.391	34.949	<b>1'50.008</b>	228,6	11:43'32.961
18	31.017	20.997	45.897	7'15.455	8'53.366P		11:52'26.327
19	39.032	15.915	31.726	35.357	2'02.030P	227,2	11:54'28.357
20	28.133	15.621	31.503	35.793	1'51.050	229,6	11:56'19.407
21	28.274	15.799	31.498	<b>34.864</b>	1'50.435	229,1	11:58'09.842
22	29.247	<b>15.617</b>	31.960	35.431	1'52.255	<b>231,0</b>	12:00'02.097

20/10/2017

P = Pits In/Out - C = Lap-Time Cancelled

These data/results cannot be reproduced, stored and/or transmitted in whole or in part by any manner of electronic, mechanical, photocopying, recording, broadcasting or otherwise now known or herein after developed without the previous express consent by the copyright owner, except for reproduction in daily press and regular printed publications on sale to the public within 60 days of the event related to those data/results and always provided that copyright symbol appears together as follows below.

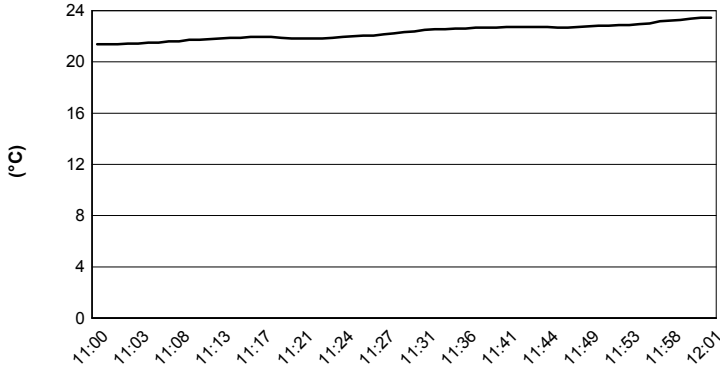
© DORNA WSBK ORGANIZATION Srl 2017



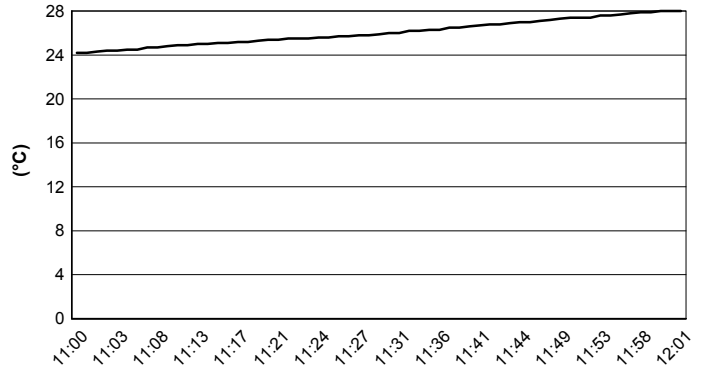
Jerez 4.423 m

**Spanish Round, 20-21-22 October 2017**  
**World Supersport - Weather Report Free Practice 1st Session**  
 Session started 11:00 - Session ended 12:01

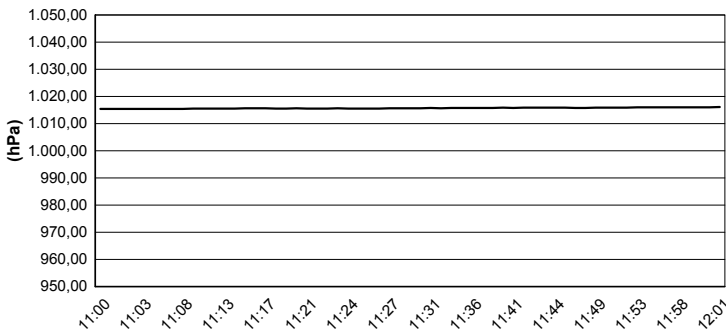
**Air Temperature**



**Track Temperature**



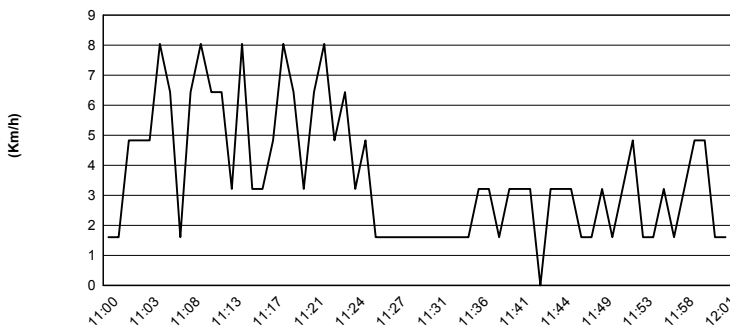
**Air Pressure**



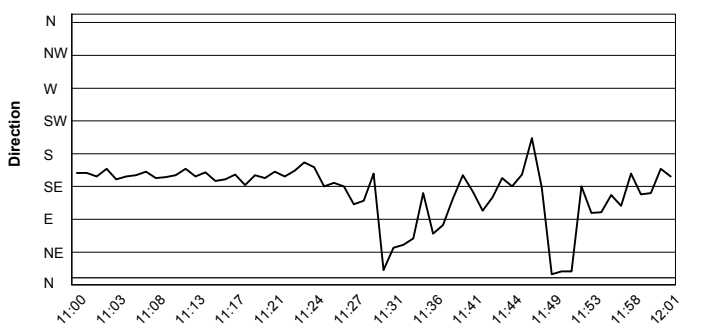
**Humidity**



**Wind Speed**



**Wind Direction**



20/10/2017

These data/results cannot be reproduced, stored and/or transmitted in whole or in part by any manner of electronic, mechanical, photocopying, recording, broadcasting or otherwise now known or herein after developed without the previous express consent by the copyright owner, except for reproduction in daily press and regular printed publications on sale to the public within 60 days of the event related to those data/results and always provided that copyright symbol appears together as follows below.

© DORNA WSBK ORGANIZATION Srl 2017