

Spanish Round, 20-21-22 October 2017

World Supersport - Results Free Practice 3rd Session

Jerez 4.423 m

1 / 2

No.	Rider	Nat	Team	Bike	Class	Time	Gap	Rel.	Laps	Speed	
										Avg	Max
1	144 L. MAHIAS	FRA	GRT Yamaha Official WorldSSP Team	Yamaha YZF R6		1'43.540			5	153,784	242,6
2	66 N. TUULI	FIN	Kallio Racing	Yamaha YZF R6		1'43.974	0.434	0.434	5	153,142	246,9
3	32 S. MORAIS	RSA	Kallio Racing	Yamaha YZF R6		1'44.038	0.498	0.064	6	153,048	243,7
4	99 P. JACOBSEN	USA	MV Agusta Reparto Corse	MV Agusta F3 675		1'44.221	0.681	0.183	6	152,779	248,6
5	65 M. CANDUCCI	ITA	3570 Puccetti Racing FMI	Kawasaki ZX-6R		1'44.687	1.147	0.466	6	152,099	246,9
6	64 F. CARICASULO	ITA	GRT Yamaha Official WorldSSP Team	Yamaha YZF R6		1'44.760	1.220	0.073	5	151,993	248,1
7	4 G. REA	GBR	Team Kawasaki Go Eleven	Kawasaki ZX-6R		1'44.818	1.278	0.058	6	151,909	242,1
8	61 A. ZACCONE	ITA	MV Agusta Reparto Corse	MV Agusta F3 675	ESS	1'44.842	1.302	0.024	6	151,874	242,6
9	81 L. STAPLEFORD	GBR	Profile Racing	Triumph Daytona 675		1'44.942	1.402	0.100	6	151,730	244,2
10	16 J. CLUZEL	FRA	CIA Landlord Insurance Honda	Honda CBR600RR		1'44.958	1.418	0.016	5	151,706	244,8
11	13 A. WEST	AUS	Kawasaki Puccetti Racing	Kawasaki ZX-6R		1'44.969	1.429	0.011	6	151,690	243,7
12	71 C. BERGMAN	SWE	CIA Landlord Insurance Honda	Honda CBR600RR		1'45.165	1.625	0.196	6	151,408	243,7
13	11 C. GAMARINO	ITA	BARDAHL EVAN BROS. Honda Racing	Honda CBR600RR		1'45.189	1.649	0.024	6	151,373	245,9
14	111 K. SMITH	GBR	GEMAR Team Lorini	Honda CBR600RR		1'45.360	1.820	0.171	6	151,128	248,6
15	87 L. ZANETTI	ITA	Team Factory Vamag	MV Agusta F3 675		1'45.444	1.904	0.084	6	151,007	245,9
16	63 Z. KHAIRUDDIN	MAS	Orelac Racing VerdNatura	Kawasaki ZX-6R		1'45.557	2.017	0.113	6	150,846	242,6
17	38 H. SOOMER	EST	WILSport Racedays	Honda CBR600RR	ESS	1'45.711	2.171	0.154	6	150,626	244,8
18	25 A. BALDOLINI	ITA	Race Department ATK#25	Yamaha YZF R6		1'45.828	2.288	0.117	6	150,459	248,6
19	5 A. BASSANI	ITA	Kawasaki Puccetti Racing	Kawasaki ZX-6R		1'45.867	2.327	0.039	6	150,404	249,2
20	47 R. HARTOG	NED	Team Hartog - Jenik - Against Cancer	Kawasaki ZX-6R	ESS	1'45.896	2.356	0.029	6	150,363	242,6
21	35 S. HILL	GBR	Profile Racing	Triumph Daytona 675		1'46.010	2.470	0.114	6	150,201	243,2
22	17 M. PONS	ESP	DS Junior Team	Kawasaki ZX-6R		1'46.044	2.504	0.034	6	150,153	234,9
23	10 N. CALERO	ESP	Orelac Racing VerdNatura	Kawasaki ZX-6R		1'46.089	2.549	0.045	6	150,089	241,0
24	56 P. SEBESTYÉN	HUN	SSP Hungary by Pedercini Racing	Kawasaki ZX-6R	ESS	1'46.254	2.714	0.165	6	149,856	241,6
25	26 K. WATANABE	JPN	Team Kawasaki Go Eleven	Kawasaki ZX-6R		1'46.293	2.753	0.039	6	149,801	244,2
26	74 J. VAN SIKKELERUS	NED	MVR Racing	Yamaha YZF R6	ESS	1'46.382	2.842	0.089	6	149,676	244,8
27	69 X. CARDELUS	AND	Race Department ATK#25	Yamaha YZF R6		1'46.387	2.847	0.005	5	149,669	241,6
28	97 M. SCHEIB	CHI	DR7 AMR	Kawasaki ZX-6R		1'46.563	3.023	0.176	6	149,421	239,5
29	78 H. OKUBO	JPN	CIA Landlord Insurance Honda	Honda CBR600RR		1'46.656	3.116	0.093	4	149,291	241,0
30	83 L. EPIS	AUS	Response RE Racing	Kawasaki ZX-6R		1'47.339	3.799	0.683	6	148,341	237,9
31	48 G. SCARCELLA	AUS	GEMAR Team Lorini	Honda CBR600RR		1'47.973	4.433	0.634	6	147,470	236,4
32	88 K. COGHLAN	GBR	MVR Racing	Yamaha YZF R6					0		

Qualifying Lap Time (107% of 1'43.540): 1'50.789

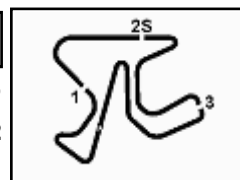
AIR	Humidity:	87%	Temp:	20°C
TRACK	Condition:	Dry	Temp:	22°C

Records	Pole (SP2)	2016 K.Sofuoglu	1'42.969	154,640	Km/h
	Race	2013 S.Lowes	1'44.111	152,940	Km/h
	Circuit (SP2)	2016 K.Sofuoglu	1'42.969	154,640	Km/h

Start 10.10 End 10:22 The results are provisional until the end of the time limit for protests and appeals and the completion of the technical checks.

These data/results cannot be reproduced, stored and/or transmitted in whole or in part by any manner of electronic, mechanical, photocopying, recording, broadcasting or otherwise now known or herein after developed without the previous express consent by the copyright owner, except for reproduction in daily press and regular printed publications on sale to the public within 60 days of the event related to those data/results and always provided that copyright symbol appears together as follows below.

© DORNA WSBK ORGANIZATION Srl 2017



Spanish Round, 20-21-22 October 2017

World Supersport - Results Free Practice 3rd Session

Session Highlights

Local Time	No. Rider	Description
10.10.00		Start
10.12.08	88 K. COGHLAN	Technical Problem - Turn 7
10.12.22	88 K. COGHLAN	Re-joined
10.20.43	66 N. TUULI	Crashed - Turn 6
10.20.44	5 A. BASSANI	Crashed - Turn 6
10.21.09	5 A. BASSANI	Re-joined
10.22.12		End Of Session

Fastest Laps Sequence

No.	Rider	Nat	Team	Bike	Local Time	Time	Gap	Avg
47	R. HARTOG	NED	Team Hartog - Jenik - Against Cancer	Kawasaki ZX-6R	10:13'42.498	1'46.330		149,749
13	A. WEST	AUS	Kawasaki Puccetti Racing	Kawasaki ZX-6R	10:13'44.476	1'45.530	-0.800	150,884
66	N. TUULI	FIN	Kallio Racing	Yamaha YZF R6	10:13'58.197	1'45.141	-0.389	151,442
32	S. MORAIS	RSA	Kallio Racing	Yamaha YZF R6	10:14'10.001	1'44.595	-0.546	152,233
144	L. MAHIAS	FRA	GRT Yamaha Official WorldSSP Team	Yamaha YZF R6	10:14'52.290	1'44.263	-0.332	152,718
66	N. TUULI	FIN	Kallio Racing	Yamaha YZF R6	10:15'42.198	1'44.001	-0.262	153,102
66	N. TUULI	FIN	Kallio Racing	Yamaha YZF R6	10:17'26.172	1'43.974	-0.027	153,142
144	L. MAHIAS	FRA	GRT Yamaha Official WorldSSP Team	Yamaha YZF R6	10:18'19.913	1'43.540	-0.434	153,784

Start 21/10/2017 10:10 End 10:22 The results are provisional until the end of the time limit for protests and appeals and the completion of the technical checks.

These data/results cannot be reproduced, stored and/or transmitted in whole or in part by any manner of electronic, mechanical, photocopying, recording, broadcasting or otherwise now known or herein after developed without the previous express consent by the copyright owner, except for reproduction in daily press and regular printed publications on sale to the public within 60 days of the event related to those data/results and always provided that copyright symbol appears together as follows below.

© DORNA WSBK ORGANIZATION Srl 2017



Spanish Round, 20-21-22 October 2017

World Supersport - Best Sector & Speed Free Practice 3rd Session

Jerez 4.423 m

BEST LAP

1	144 L. MAHIAS	Yamaha YZF R6	1'43.540
2	66 N. TUULI	Yamaha YZF R6	1'43.974
3	32 S. MORAIS	Yamaha YZF R6	1'44.038
4	99 P. JACOBSEN	MV Agusta F3 675	1'44.221
5	65 M. CANDUCCI	Kawasaki ZX-6R	1'44.687
6	64 F. CARICASULO	Yamaha YZF R6	1'44.760
7	4 G. REA	Kawasaki ZX-6R	1'44.818
8	61 A. ZACCONE	MV Agusta F3 675	1'44.842
9	81 L. STAPLEFORD	Triumph Daytona 675	1'44.942
10	16 J. CLUZEL	Honda CBR600RR	1'44.958
11	13 A. WEST	Kawasaki ZX-6R	1'44.969
12	71 C. BERGMAN	Honda CBR600RR	1'45.165
13	11 C. GAMARINO	Honda CBR600RR	1'45.189
14	111 K. SMITH	Honda CBR600RR	1'45.360
15	87 L. ZANETTI	MV Agusta F3 675	1'45.444
16	63 Z. KHAIRUDDIN	Kawasaki ZX-6R	1'45.557
17	38 H. SOOMER	Honda CBR600RR	1'45.711
18	25 A. BALDOLINI	Yamaha YZF R6	1'45.828
19	5 A. BASSANI	Kawasaki ZX-6R	1'45.867
20	47 R. HARTOG	Kawasaki ZX-6R	1'45.896
21	35 S. HILL	Triumph Daytona 675	1'46.010
22	17 M. PONS	Kawasaki ZX-6R	1'46.044
23	10 N. CALERO	Kawasaki ZX-6R	1'46.089
24	56 P. SEBESTYÉN	Kawasaki ZX-6R	1'46.254
25	26 K. WATANABE	Kawasaki ZX-6R	1'46.293
26	74 J. VAN SIKKELERUS	Yamaha YZF R6	1'46.382
27	69 X. CARDELUS	Yamaha YZF R6	1'46.387
28	97 M. SCHEIB	Kawasaki ZX-6R	1'46.563
29	78 H. OKUBO	Honda CBR600RR	1'46.656
30	83 L. EPIS	Kawasaki ZX-6R	1'47.339
31	48 G. SCARCELLA	Honda CBR600RR	1'47.973
32	88 K. COGHLAN	Yamaha YZF R6	

SPEED

1	5 A. BASSANI	Kawasaki ZX-6R	249.2
2	111 K. SMITH	Honda CBR600RR	248.6
3	99 P. JACOBSEN	MV Agusta F3 675	248.6
4	25 A. BALDOLINI	Yamaha YZF R6	248.6
5	64 F. CARICASULO	Yamaha YZF R6	248.1
6	65 M. CANDUCCI	Kawasaki ZX-6R	246.9
7	66 N. TUULI	Yamaha YZF R6	246.9
8	11 C. GAMARINO	Honda CBR600RR	245.9
9	87 L. ZANETTI	MV Agusta F3 675	245.9
10	38 H. SOOMER	Honda CBR600RR	244.8
11	74 J. VAN SIKKELERUS	Yamaha YZF R6	244.8
12	16 J. CLUZEL	Honda CBR600RR	244.8
13	26 K. WATANABE	Kawasaki ZX-6R	244.2
14	81 L. STAPLEFORD	Triumph Daytona 675	244.2
15	71 C. BERGMAN	Honda CBR600RR	243.7
16	13 A. WEST	Kawasaki ZX-6R	243.7
17	32 S. MORAIS	Yamaha YZF R6	243.7
18	35 S. HILL	Triumph Daytona 675	243.2
19	47 R. HARTOG	Kawasaki ZX-6R	242.6
20	63 Z. KHAIRUDDIN	Kawasaki ZX-6R	242.6
21	61 A. ZACCONE	MV Agusta F3 675	242.6
22	144 L. MAHIAS	Yamaha YZF R6	242.6
23	4 G. REA	Kawasaki ZX-6R	242.1
24	56 P. SEBESTYÉN	Kawasaki ZX-6R	241.6
25	69 X. CARDELUS	Yamaha YZF R6	241.6
26	78 H. OKUBO	Honda CBR600RR	241.0
27	10 N. CALERO	Kawasaki ZX-6R	241.0
28	97 M. SCHEIB	Kawasaki ZX-6R	239.5
29	83 L. EPIS	Kawasaki ZX-6R	237.9
30	48 G. SCARCELLA	Honda CBR600RR	236.4
31	17 M. PONS	Kawasaki ZX-6R	234.9

SEG. 1

1	66 N. TUULI	26.093
2	144 L. MAHIAS	26.302
3	32 S. MORAIS	26.320
4	99 P. JACOBSEN	26.372
5	74 J. VAN SIKKELER	26.508
6	61 A. ZACCONE	26.511
7	65 M. CANDUCCI	26.514
8	64 F. CARICASULO	26.517
9	13 A. WEST	26.591
10	71 C. BERGMAN	26.603
11	81 L. STAPLEFORD	26.603
12	16 J. CLUZEL	26.608
13	111 K. SMITH	26.617
14	87 L. ZANETTI	26.658
15	11 C. GAMARINO	26.717
16	25 A. BALDOLINI	26.721
17	63 Z. KHAIRUDDIN	26.734
18	4 G. REA	26.738
19	17 M. PONS	26.758
20	35 S. HILL	26.778
21	10 N. CALERO	26.778
22	78 H. OKUBO	26.792
23	47 R. HARTOG	26.827
24	26 K. WATANABE	26.893
25	5 A. BASSANI	26.896
26	56 P. SEBESTYÉN	26.973
27	97 M. SCHEIB	26.990
28	38 H. SOOMER	27.020
29	83 L. EPIS	27.034
30	69 X. CARDELUS	27.101
31	48 G. SCARCELLA	27.453

SEG. 2

1	65 M. CANDUCCI	14.712
2	66 N. TUULI	14.742
3	144 L. MAHIAS	14.766
4	32 S. MORAIS	14.825
5	81 L. STAPLEFORD	14.849
6	5 A. BASSANI	14.859
7	4 G. REA	14.887
8	99 P. JACOBSEN	14.889
9	25 A. BALDOLINI	14.890
10	71 C. BERGMAN	14.919
11	64 F. CARICASULO	14.930
12	11 C. GAMARINO	14.938
13	111 K. SMITH	14.951
14	38 H. SOOMER	14.951
15	35 S. HILL	14.953
16	16 J. CLUZEL	14.958
17	74 J. VAN SIKKELER	14.960
18	97 M. SCHEIB	14.963
19	56 P. SEBESTYÉN	14.969
20	87 L. ZANETTI	14.970
21	78 H. OKUBO	14.980
22	13 A. WEST	15.005
23	63 Z. KHAIRUDDIN	15.022
24	47 R. HARTOG	15.024
25	61 A. ZACCONE	15.029
26	26 K. WATANABE	15.034
27	69 X. CARDELUS	15.057
28	10 N. CALERO	15.066
29	83 L. EPIS	15.136
30	17 M. PONS	15.175
31	48 G. SCARCELLA	15.311

SEG. 3

1	144 L. MAHIAS	29.369
2	32 S. MORAIS	29.594
3	99 P. JACOBSEN	29.654
4	66 N. TUULI	29.659
5	64 F. CARICASULO	29.782
6	65 M. CANDUCCI	29.797
7	4 G. REA	29.837
8	61 A. ZACCONE	29.905
9	87 L. ZANETTI	29.936
10	13 A. WEST	29.940
11	71 C. BERGMAN	30.073
12	16 J. CLUZEL	30.101
13	63 Z. KHAIRUDDIN	30.108
14	38 H. SOOMER	30.127
15	81 L. STAPLEFORD	30.147
16	111 K. SMITH	30.162
17	47 R. HARTOG	30.175
18	5 A. BASSANI	30.194
19	74 J. VAN SIKKELER	30.198
20	11 C. GAMARINO	30.200
21	17 M. PONS	30.202
22	35 S. HILL	30.209
23	26 K. WATANABE	30.232
24	10 N. CALERO	30.264
25	56 P. SEBESTYÉN	30.270
26	69 X. CARDELUS	30.291
27	25 A. BALDOLINI	30.336
28	97 M. SCHEIB	30.384
29	83 L. EPIS	30.725
30	48 G. SCARCELLA	30.749
31	78 H. OKUBO	30.782

SEG. 4

1	144 L. MAHIAS	32.918
2	66 N. TUULI	33.191
3	64 F. CARICASULO	33.198
4	32 S. MORAIS	33.207
5	99 P. JACOBSEN	33.224
6	11 C. GAMARINO	33.243
7	65 M. CANDUCCI	33.251
8	16 J. CLUZEL	33.253
9	81 L. STAPLEFORD	33.306
10	4 G. REA	33.356
11	61 A. ZACCONE	33.380
12	13 A. WEST	33.412
13	38 H. SOOMER	33.426
14	71 C. BERGMAN	33.456
15	87 L. ZANETTI	33.533
16	47 R. HARTOG	33.590
17	35 S. HILL	33.615
18	111 K. SMITH	33.630
19	63 Z. KHAIRUDDIN	33.681
20	69 X. CARDELUS	33.696
21	5 A. BASSANI	33.733
22	26 K. WATANABE	33.740
23	78 H. OKUBO	33.777
24	10 N. CALERO	33.829
25	25 A. BALDOLINI	33.881
26	56 P. SEBESTYÉN	33.890
27	17 M. PONS	33.899
28	97 M. SCHEIB	33.909
29	74 J. VAN SIKKELER	33.968
30	48 G. SCARCELLA	34.179
31	83 L. EPIS	34.228

21/10/2017

These data/results cannot be reproduced, stored and/or transmitted in whole or in part by any manner of electronic, mechanical, photocopying, recording, broadcasting or otherwise now known or herein after developed without the previous express consent by the copyright owner, except for reproduction in daily press and regular printed publications on sale to the public within 60 days of the event related to those data/results and always provided that copyright symbol appears together as follows below.

© DORNA WSBK ORGANIZATION Srl 2017

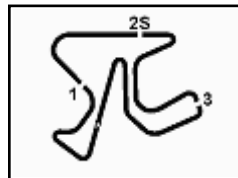
FICR PERUGIA TIMING



Official Tyre Supplier



Official Timekeeper



Spanish Round, 20-21-22 October 2017

World Supersport - Ideal Times Free Practice 3rd Session

Jerez 4.423 m

1 / 2

Rider No.	Nat	Bike	Seg. 1 Diff. 1	Seg. 2 Diff. 2	Seg. 3 Diff. 3	Seg. 4 Diff. 4	Ideal Time			
							Best Lap	Pos.	Diff.	
1	144 L. MAHIAS	FRA	Yamaha YZF R6	26.302 0.049	14.766	29.369 0.008	32.918 0.128	1'43.355 1'43.540	2	0.185
2	66 N. TUULI	FIN	Yamaha YZF R6	26.093	14.742 0.107	29.659 0.115	33.191 0.067	1'43.685 1'43.974	3	0.289
3	32 S. MORAIS	RSA	Yamaha YZF R6	26.320	14.825 0.058	29.594	33.207 0.034	1'43.946 1'44.038	4	0.092
4	99 P. JACOBSEN	USA	MV Agusta F3 675	26.372	14.889 0.082	29.654	33.224	1'44.139 1'44.221	5	0.082
5	65 M. CANDUCCI	ITA	Kawasaki ZX-6R	26.514 0.086	14.712 0.150	29.797 0.177	33.251	1'44.274 1'44.687	6	0.413
6	64 F. CARICASULO	ITA	Yamaha YZF R6	26.517 0.286	14.930 0.047	29.782	33.198	1'44.427 1'44.760	7	0.333
7	4 G. REA	GBR	Kawasaki ZX-6R	26.738	14.887	29.837	33.356	1'44.818 1'44.818	8	
8	61 A. ZACCONE	ITA	MV Agusta F3 675	26.511 0.017	15.029	29.905	33.380	1'44.825 1'44.842	9	0.017
9	81 L. STAPLEFORD	GBR	Triumph Daytona 675	26.603	14.849 0.037	30.147	33.306	1'44.905 1'44.942	10	0.037
10	16 J. CLUZEL	FRA	Honda CBR600RR	26.608 0.018	14.958 0.020	30.101	33.253	1'44.920 1'44.958	11	0.038
11	13 A. WEST	AUS	Kawasaki ZX-6R	26.591	15.005	29.940 0.021	33.412	1'44.948 1'44.969	12	0.021
12	71 C. BERGMAN	SWE	Honda CBR600RR	26.603 0.021	14.919 0.061	30.073 0.032	33.456	1'45.051 1'45.165	13	0.114
13	87 L. ZANETTI	ITA	MV Agusta F3 675	26.658 0.050	14.970 0.119	29.936	33.533 0.178	1'45.097 1'45.444	16	0.347
14	11 C. GAMARINO	ITA	Honda CBR600RR	26.717 0.091	14.938	30.200	33.243	1'45.098 1'45.189	14	0.091
15	111 K. SMITH	GBR	Honda CBR600RR	26.617	14.951	30.162	33.630	1'45.360 1'45.360	15	
16	38 H. SOOMER	EST	Honda CBR600RR	27.020 0.174	14.951	30.127 0.013	33.426	1'45.524 1'45.711	18	0.187
17	63 Z. KHAIRUDDIN	MAS	Kawasaki ZX-6R	26.734	15.022	30.108 0.012	33.681	1'45.545 1'45.557	17	0.012
18	35 S. HILL	GBR	Triumph Daytona 675	26.778 0.254	14.953 0.091	30.209	33.615 0.110	1'45.555 1'46.010	22	0.455
19	47 R. HARTOG	NED	Kawasaki ZX-6R	26.827 0.071	15.024	30.175 0.209	33.590	1'45.616 1'45.896	21	0.280
20	74 J. VAN SIKKELERUS	NED	Yamaha YZF R6	26.508 0.456	14.960 0.197	30.198 0.070	33.968 0.025	1'45.634 1'46.382	27	0.748
21	5 A. BASSANI	ITA	Kawasaki ZX-6R	26.896	14.859	30.194 0.144	33.733 0.041	1'45.682 1'45.867	20	0.185
22	25 A. BALDOLINI	ITA	Yamaha YZF R6	26.721	14.890	30.336	33.881	1'45.828 1'45.828	19	
23	26 K. WATANABE	JPN	Kawasaki ZX-6R	26.893	15.034 0.227	30.232	33.740 0.167	1'45.899 1'46.293	26	0.394
24	10 N. GALERO	ESP	Kawasaki ZX-6R	26.778 0.152	15.066	30.264	33.829	1'45.937 1'46.089	24	0.152
25	17 M. PONS	ESP	Kawasaki ZX-6R	26.758	15.175 0.002	30.202	33.899 0.008	1'46.034 1'46.044	23	0.010
26	56 P. SEBESTYÉN	HUN	Kawasaki ZX-6R	26.973	14.969 0.138	30.270	33.890 0.014	1'46.102 1'46.254	25	0.152
27	69 X. CARDELUS	AND	Yamaha YZF R6	27.101 0.008	15.057 0.130	30.291 0.104	33.696	1'46.145 1'46.387	28	0.242
28	97 M. SCHEIB	CHI	Kawasaki ZX-6R	26.990 0.317	14.963	30.384	33.909	1'46.246 1'46.563	29	0.317
29	78 H. OKUBO	JPN	Honda CBR600RR	26.792	14.980	30.782	33.777 0.325	1'46.331 1'46.656	30	0.325
30	83 L. EPIS	AUS	Kawasaki ZX-6R	27.034 0.116	15.136	30.725 0.056	34.228 0.044	1'47.123 1'47.339	31	0.216
31	48 G. SCARCELLA	AUS	Honda CBR600RR	27.453 0.169	15.311 0.071	30.749	34.179 0.041	1'47.692 1'47.973	32	0.281

21/10/2017

These data/results cannot be reproduced, stored and/or transmitted in whole or in part by any manner of electronic, mechanical, photocopying, recording, broadcasting or otherwise now known or herein after developed without the previous express consent by the copyright owner, except for reproduction in daily press and regular printed publications on sale to the public within 60 days of the event related to those data/results and always provided that copyright symbol appears together as follows below.

© DORNA WSBK ORGANIZATION Srl 2017

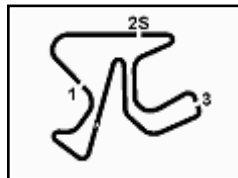
FICR PERUGIA TIMING



Official Tyre Supplier



Official Timekeeper



Jerez 4.423 m

2 / 2

Spanish Round, 20-21-22 October 2017

World Supersport - Ideal Times Free Practice 3rd Session

Rider No.	Nat	Bike	Seg. 1	Seg. 2	Seg. 3	Seg. 4	Ideal Time		
			Diff. 1	Diff. 2	Diff. 3	Diff. 4	Best Lap	Pos.	Diff.
Overall Ideal Time			26.093	14.712	29.369	32.918	1'43.092		

21/10/2017
 These data/results cannot be reproduced, stored and/or transmitted in whole or in part by any manner of electronic, mechanical, photocopying, recording, broadcasting or otherwise now known or herein after developed without the previous express consent by the copyright owner, except for reproduction in daily press and regular printed publications on sale to the public within 60 days of the event related to those data/results and always provided that copyright symbol appears together as follows below.
 © DORNA WSBK ORGANIZATION Srl 2017

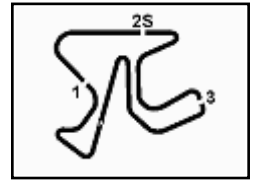
FICR PERUGIA TIMING



Official Tyre Supplier



Official Timekeeper



Spanish Round, 20-21-22 October 2017

World Supersport - Chronological Analysis Free Practice 3rd Session

Jerez 4.423 m

1 / 3

1° 144 L. MAHIAS (1'43.540)							
Lap	Seg.1	Seg.2	Seg.3	Seg.4	Lap Time	km/h	Local Time

1	32.606	15.432	30.664	33.679	1'52.381P	237,4	10:11'15.646
2	26.704	14.830	29.369	33.360	1'44.263	241,0	10:13'08.027
3	26.318	14.800	29.726	33.239	1'44.083	241,6	10:16'36.373
4	26.351	14.766	29.377	33.046	1'43.540	242,1	10:18'19.913
5	26.302	14.773	29.629	32.918	1'43.622	242,6	10:20'03.535

2° 66 N. TUULI (1'43.974)							
Lap	Seg.1	Seg.2	Seg.3	Seg.4	Lap Time	km/h	Local Time

1	34.377	15.807	31.156	33.816	1'55.156P	234,9	10:10'17.900
2	26.935	14.918	30.052	33.236	1'45.141	246,9	10:12'13.056
3	26.340	14.811	29.659	33.191	1'44.001	243,2	10:13'58.197
4	26.093	14.849	29.774	33.258	1'43.974	241,0	10:15'42.198
5	26.405	14.742	30.148	37.497	1'48.792	244,2	10:17'26.172
6							10:19'14.964

3° 32 S. MORAIS (1'44.038)							
Lap	Seg.1	Seg.2	Seg.3	Seg.4	Lap Time	km/h	Local Time

1	32.660	15.976	32.021	33.992	1'54.649P	232,5	10:10'30.757
2	26.508	14.935	29.857	33.295	1'44.595	242,1	10:12'25.406
3	26.433	14.825	30.549	36.094	1'47.901	242,6	10:14'10.001
4	26.322	14.964	29.757	33.207	1'44.250	240,5	10:15'57.902
5	26.320	14.883	29.594	33.241	1'44.038	243,7	10:17'42.152
6	26.324	15.001	34.170	36.125	1'51.620	243,2	10:19'26.190
							10:21'17.810

4° 99 P. JACOBSEN (1'44.221)							
Lap	Seg.1	Seg.2	Seg.3	Seg.4	Lap Time	km/h	Local Time

1	34.413	15.943	30.903	34.170	1'55.429P	237,4	10:10'17.549
2	26.897	15.004	30.506	33.503	1'45.910	243,7	10:12'12.978
3	26.372	14.971	29.654	33.224	1'44.221	246,4	10:13'58.888
4	26.423	14.889	30.279	34.268	1'45.859	248,6	10:15'43.109
5	28.558	15.106	30.458	33.630	1'47.752	242,1	10:17'28.968
6	26.399	15.043	30.324	33.514	1'45.280	244,8	10:19'16.720
							10:21'02.000

5° 65 M. CANDUCCI (1'44.687)							
Lap	Seg.1	Seg.2	Seg.3	Seg.4	Lap Time	km/h	Local Time

1	33.871	15.440	31.769	34.173	1'55.253P	242,6	10:10'04.577
2	27.305	14.904	31.551	33.568	1'47.328	246,9	10:11'59.830
3	26.583	15.212	30.804	33.442	1'46.041	244,8	10:13'47.158
4	26.514	14.712	29.797	34.108	1'45.131	244,2	10:15'33.199
5	26.772	14.789	30.002	33.777	1'45.340	244,8	10:17'18.330
6	26.600	14.862	29.974	33.251	1'44.687	244,8	10:19'03.670
							10:20'48.357

6° 64 F. CARICASULO (1'44.760)							
Lap	Seg.1	Seg.2	Seg.3	Seg.4	Lap Time	km/h	Local Time

1	34.651	15.851	31.580	34.187	1'56.269P	244,2	10:10'03.810
2	27.274	14.930	30.404	34.211	1'46.819	248,1	10:12'00.079
3	26.803	14.977	29.782	33.198	1'44.760	244,2	10:13'46.898
4	27.333	15.046	29.877	34.155	1'46.411	244,8	10:15'31.658
5	26.561	14.946	29.933	34.405	1'45.845	244,8	10:17'18.069
							10:19'03.914

7° 4 G. REA (1'44.818)							
Lap	Seg.1	Seg.2	Seg.3	Seg.4	Lap Time	km/h	Local Time

1	31.038	15.315	30.610	33.920	1'50.883P	238,5	10:10'27.535
2	27.069	15.063	30.040	33.594	1'45.766	240,0	10:12'18.418
3	26.859	14.958	29.939	33.478	1'45.234	241,0	10:14'04.184
4	26.738	14.887	29.837	33.356	1'44.818	242,1	10:15'49.418
							10:17'34.236

5	26.852	15.098	30.293	35.637	1'47.880	241,6	10:19'22.116
6	26.983	15.065	33.018	34.343	1'49.409	241,6	10:21'11.525

8° 61 A. ZACCONE (1'44.842)							
Lap	Seg.1	Seg.2	Seg.3	Seg.4	Lap Time	km/h	Local Time

1	35.896	16.109	31.310	35.112	1'58.427P	239,0	10:10'08.268
2	26.928	15.373	29.989	33.665	1'45.955	240,0	10:12'06.695
3	26.922	15.120	30.037	33.486	1'45.565	241,0	10:13'52.650
4	26.511	15.049	30.300	35.313	1'47.173	242,1	10:15'38.215
5	26.537	15.065	31.263	34.500	1'47.365	242,6	10:17'25.388
6	26.528	15.029	29.905	33.380	1'44.842	241,0	10:19'12.753
							10:20'57.595

9° 81 L. STAPLEFORD (1'44.942)							
Lap	Seg.1	Seg.2	Seg.3	Seg.4	Lap Time	km/h	Local Time

1	35.049	15.526	31.553	34.265	1'56.393P	241,0	10:10'06.711
2	27.861	15.174	30.744	33.845	1'47.624	242,1	10:12'03.104
3	27.081	15.019	31.085	33.521	1'46.706	243,2	10:13'50.728
4	26.989	14.989	30.488	33.818	1'46.284	243,7	10:14'37.434
5	26.946	14.849	30.919	34.324	1'47.038	243,7	10:16'01.773
6	26.603	14.886	30.147	33.306	1'44.942	244,2	10:17'23.718
							10:19'10.756
							10:20'55.698

10° 16 J. CLUZEL (1'44.958)							
Lap	Seg.1	Seg.2	Seg.3	Seg.4	Lap Time	km/h	Local Time

1	33.169	15.837	32.601	35.195	1'56.802P	234,9	10:10'31.269
2	27.881	15.394	31.044	33.805	1'48.124	241,6	10:12'28.071
3	26.885	15.004	30.342	33.347	1'45.578	243,2	10:14'16.195
4	26.674	14.958	30.134	33.288	1'45.054	243,2	10:16'01.773
5	26.626	14.978	30.101	33.253	1'44.958	244,8	10:17'46.827
							10:19'31.785

11° 13 A. WEST (1'44.969)							
Lap	Seg.1	Seg.2	Seg.3	Seg.4	Lap Time	km/h	Local Time

1	33.410	15.813	31.181	34.800	1'55.204P	237,4	10:10'03.742
2	26.844	15.098	29.991	33.597	1'45.530	241,6	10:11'58.946
3	26.626	15.067	30.324	33.536	1'45.553	241,6	10:13'44.476
4	26.591	15.005	29.961	33.412	1'44.969	240,5	10:15'30.029
5	26.730	15.228	31.785	35.617	1'49.360	243,7	10:17'14.998
6	26.625	15.011	29.940	33.477	1'45.053	242,6	10:19'04.358
							10:20'49.411

12° 71 C. BERGMAN (1'45.165)							
Lap	Seg.1	Seg.2	Seg.3	Seg.4	Lap Time	km/h	Local Time

1	31.753	15.532	31.523	34.207	1'53.015P	237,9	10:10'02.902
2	27.200	15.224	30.870	33.648	1'46.942	239,0	10:11'55.917
3	27.015	15.191	32.142	34.351	1'48.699	237,4	10:13'42.859
4	26.695	14.926	30.073	33.542	1'45.236	242,6	10:15'31.558
5	26.624	14.980	30.105	33.456	1'45.165	241,6	10:17'16.794
6	26.603	14.919	30.546	33.470	1'45.538	243,7	10:19'01.959
							10:20'47.497

13° 11 C. GAMARINO (1'45.189)							
Lap	Seg.1	Seg.2	Seg.3	Seg.4	Lap Time	km/h	Local Time

1	33.262	15.806	32.288	34.969	1'56.325P	233,9	10:10'04.130
2	27.194	15.099	31.282	33.670	1'47.245	242,6	10:12'00.455
3	26.971	14.997	30.587	33.670	1'46.225	245,9	10:13'47.700
4	26.933	14.980	30.243	33.513	1'45.669	241,6	10:15'33.925
5	26.717	15.071	30.679	33.559	1'46.026	241,0	10:17'19.594
6	26.808	14.938	30.200	33.243	1'45.189	242,6	10:19'05.620
							10:20'50.809

14° 111 K. SMITH (1'45.360)							
Lap	Seg.1	Seg.2	Seg.3	Seg.4	Lap Time	km/h	Local Time

							10:10'07.674
--	--	--	--	--	--	--	--------------

21/10/2017

P = Pits In/Out - C = Lap-Time Cancelled

These data/results cannot be reproduced, stored and/or transmitted in whole or in part by any manner of electronic, mechanical, photocopying, recording, broadcasting or otherwise now known or herein after developed without the previous express consent by the copyright owner, except for reproduction in daily press and regular printed publications on sale to the public within 60 days of the event related to those data/results and always provided that copyright symbol appears together as follows below.

© DORNA WSBK ORGANIZATION Srl 2017

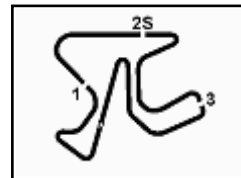
FICR PERUGIA TIMING



Official Tyre Supplier



Official Timekeeper



Spanish Round, 20-21-22 October 2017

World Supersport - Chronological Analysis Free Practice 3rd Session

Jerez 4.423 m

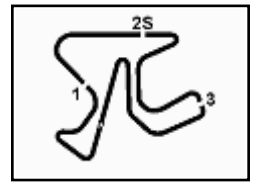
2 / 3

Lap	Seg.1	Seg.2	Seg.3	Seg.4	Lap Time	km/h	Local Time
1	34.581	15.705	31.415	34.154	1'55.855P	236,9	10:12'03.529
2	27.498	15.279	30.772	33.793	1'47.342	245,9	10:13'50.871
3	27.105	14.970	30.245	33.666	1'45.986	248,6	10:15'36.857
4	26.617	14.951	30.162	33.630	1'45.360	243,2	10:17'22.217
5	27.549	15.552	32.600	36.024	1'51.725	239,5	10:19'13.942
6	27.167	15.042	40.218	34.244	1'56.671	243,2	10:21'10.613
15° 87 L. ZANETTI (1'45.444)							
Lap	Seg.1	Seg.2	Seg.3	Seg.4	Lap Time	km/h	Local Time
1	34.193	16.123	31.233	34.432	1'55.981P	239,5	10:10'05.473
2	26.990	15.131	30.687	33.856	1'46.664	242,6	10:13'48.118
3	27.070	14.970	30.309	33.860	1'46.209	245,9	10:15'34.327
4	26.658	15.052	30.216	33.621	1'45.547	244,2	10:17'19.874
5	26.708	15.089	29.936	33.711	1'45.444	242,1	10:19'05.318
6	26.679	15.209	30.036	33.533	1'45.457	239,5	10:20'50.775
16° 63 Z. KHAIRUDDIN (1'45.557)							
Lap	Seg.1	Seg.2	Seg.3	Seg.4	Lap Time	km/h	Local Time
1	35.691	15.648	31.191	34.023	1'56.553P	240,5	10:12'14.073
2	27.377	15.069	30.348	33.949	1'46.743	242,1	10:14'00.816
3	26.838	15.039	30.319	33.700	1'45.896	242,6	10:15'46.712
4	26.922	15.070	30.108	33.751	1'45.851	242,1	10:17'32.563
5	26.734	15.022	30.120	33.681	1'45.557	242,1	10:19'18.120
6	26.781	15.046	34.860	35.153	1'51.840	241,6	10:21'09.960
17° 38 H. SOOMER (1'45.711)							
Lap	Seg.1	Seg.2	Seg.3	Seg.4	Lap Time	km/h	Local Time
1	34.653	15.615	31.463	34.287	1'56.018P	242,1	10:12'02.146
2	27.506	15.133	30.731	33.750	1'47.120	244,8	10:13'49.266
3	27.353	15.024	30.409	33.963	1'46.749	244,2	10:15'36.015
4	27.020	14.969	30.127	33.937	1'46.053	244,8	10:17'22.068
5	27.194	14.951	30.140	33.426	1'45.711	244,2	10:19'07.779
6	27.571	14.985	30.154	33.633	1'46.343	242,6	10:20'54.122
18° 25 A. BALDOLINI (1'45.828)							
Lap	Seg.1	Seg.2	Seg.3	Seg.4	Lap Time	km/h	Local Time
1	34.496	15.728	31.544	34.408	1'56.176P	243,2	10:12'01.862
2	27.423	15.052	30.719	33.995	1'47.189	245,3	10:13'49.051
3	27.181	15.073	30.425	34.030	1'46.709	245,9	10:15'35.760
4	27.051	14.898	30.622	34.217	1'46.788	247,5	10:17'22.548
5	27.388	15.419	31.399	34.255	1'48.461	237,9	10:19'11.009
6	26.721	14.890	30.336	33.881	1'45.828	248,6	10:20'56.837
19° 5 A. BASSANI (1'45.867)							
Lap	Seg.1	Seg.2	Seg.3	Seg.4	Lap Time	km/h	Local Time
1	37.437	16.292	32.655	35.881	2'02.265P	240,0	10:12'07.132
2	28.348	15.202	30.930	34.196	1'48.676	245,3	10:13'55.808
3	27.303	15.044	30.386	33.915	1'46.648	245,9	10:15'42.456
4	26.896	14.859	30.338	33.774	1'45.867	248,1	10:17'28.323
5	26.981	14.986	30.194	33.733	1'45.894	245,9	10:19'14.217
6	27.095	14.926	58.240	37.427	2'17.688	249,2	10:21'31.905
20° 47 R. HARTOG (1'45.896)							
Lap	Seg.1	Seg.2	Seg.3	Seg.4	Lap Time	km/h	Local Time
1	32.900	15.466	30.989	34.312	1'53.667P	237,9	10:10'02.501
2	27.127	15.144	30.231	33.828	1'46.330	242,6	10:13'42.498
3	26.827	15.143	30.175	34.082	1'46.227	240,0	10:15'28.725
4	26.898	15.024	30.384	33.590	1'45.896	240,0	10:17'14.621
5	27.007	15.154	30.422	33.707	1'46.290	239,5	10:19'00.911
21° 35 S. HILL (1'46.010)							
Lap	Seg.1	Seg.2	Seg.3	Seg.4	Lap Time	km/h	Local Time
1	34.485	15.641	31.194	34.961	1'56.281P	238,5	10:12'01.369
2	27.148	15.167	31.147	33.857	1'47.319	243,2	10:13'48.688
3	26.778	14.959	30.480	34.658	1'46.875	243,2	10:15'35.563
4	26.818	14.953	30.413	33.943	1'46.127	241,6	10:17'21.690
5	27.032	15.044	30.209	33.725	1'46.010	240,5	10:19'07.700
6	27.242	15.152	30.257	33.615	1'46.266	237,9	10:20'53.966
22° 17 M. PONS (1'46.044)							
Lap	Seg.1	Seg.2	Seg.3	Seg.4	Lap Time	km/h	Local Time
1	31.527	15.477	30.948	35.250	1'53.202P	234,4	10:12'20.684
2	27.467	15.327	30.723	34.323	1'47.840	228,6	10:14'08.524
3	27.230	15.175	30.286	33.959	1'46.650	234,9	10:15'55.174
4	26.758	15.177	30.202	33.907	1'46.044	232,5	10:17'41.218
5	26.859	15.235	30.600	34.145	1'46.839	234,9	10:19'28.057
6	26.776	15.175	30.261	33.899	1'46.111	233,9	10:21'14.168
23° 10 N. CALERO (1'46.089)							
Lap	Seg.1	Seg.2	Seg.3	Seg.4	Lap Time	km/h	Local Time
1	37.438	16.467	32.503	35.877	2'02.285P	231,5	10:12'07.282
2	27.615	15.345	30.644	34.153	1'47.757	233,9	10:13'55.039
3	26.977	15.330	33.623	36.611	1'52.541	236,9	10:15'47.580
4	26.930	15.066	30.264	33.829	1'46.089	238,5	10:17'33.669
5	26.778	15.106	30.679	34.074	1'46.637	241,0	10:19'20.306
6	29.429	15.244	31.662	34.249	1'50.584	237,9	10:21'10.890
24° 56 P. SEBESTYÉN (1'46.254)							
Lap	Seg.1	Seg.2	Seg.3	Seg.4	Lap Time	km/h	Local Time
1	33.559	15.704	31.162	35.944	1'56.369P	232,9	10:11'59.521
2	27.287	15.204	30.832	34.237	1'47.560	236,4	10:13'47.081
3	27.470	15.100	30.962	33.992	1'47.524	240,0	10:15'34.605
4	27.140	14.969	30.558	34.092	1'46.759	241,6	10:17'21.364
5	26.973	15.107	30.270	33.904	1'46.254	237,9	10:19'07.618
6	27.989	15.121	30.352	33.890	1'47.352	238,5	10:20'54.970
25° 26 K. WATANABE (1'46.293)							
Lap	Seg.1	Seg.2	Seg.3	Seg.4	Lap Time	km/h	Local Time
1	34.304	15.976	31.738	34.678	1'56.696P	237,4	10:12'00.755
2	27.295	15.253	30.518	33.799	1'46.865	239,5	10:13'47.620
3	27.252	15.144	30.967	33.826	1'47.189	243,2	10:15'34.809
4	27.063	15.034	30.699	34.589	1'47.385	244,2	10:17'22.194
5	27.299	15.133	30.505	33.740	1'46.677	243,2	10:19'08.871
6	26.893	15.261	30.232	33.907	1'46.293	241,0	10:20'55.164
26° 74 J. VAN SIKKELERUS (1'46.382)							
Lap	Seg.1	Seg.2	Seg.3	Seg.4	Lap Time	km/h	Local Time
1	34.860	15.854	31.608	35.481	1'57.803P	239,0	10:12'01.810
2	27.684	15.300	31.000	34.523	1'48.507	239,0	10:13'50.317
3	26.964	15.157	30.268	33.993	1'46.382	240,5	10:15'36.699
4	27.406	15.209	30.198	33.968	1'46.781	240,5	10:17'23.480
5	26.863	15.145	31.657	38.153	1'51.818	244,8	10:19'15.298
6	26.508	14.960	49.788	35.232	2'06.488	243,7	10:21'21.786
27° 69 X. CARDELUS (1'46.387)							
Lap	Seg.1	Seg.2	Seg.3	Seg.4	Lap Time	km/h	Local Time
1	34.860	15.854	31.608	35.481	1'57.803P	239,0	10:12'01.810
2	27.684	15.300	31.000	34.523	1'48.507	239,0	10:13'50.317
3	26.964	15.157	30.268	33.993	1'46.382	240,5	10:15'36.699
4	27.406	15.209	30.198	33.968	1'46.781	240,5	10:17'23.480
5	26.863	15.145	31.657	38.153	1'51.818	244,8	10:19'15.298
6	26.508	14.960	49.788	35.232	2'06.488	243,7	10:21'21.786

21/10/2017 P = Pits In/Out - C = Lap-Time Cancelled

These data/results cannot be reproduced, stored and/or transmitted in whole or in part by any manner of electronic, mechanical, photocopying, recording, broadcasting or otherwise now known or herein after developed without the previous express consent by the copyright owner, except for reproduction in daily press and regular printed publications on sale to the public within 60 days of the event related to those data/results and always provided that copyright symbol appears together as follows below.

© DORNA WSBK ORGANIZATION Srl 2017



Spanish Round, 20-21-22 October 2017

World Supersport - Chronological Analysis Free Practice 3rd Session

Lap	Seg.1	Seg.2	Seg.3	Seg.4	Lap Time	km/h	Local Time
1	36.208	16.527	36.410	2'44.694	4'13.839P	238,5	10:14'22.460
2	31.807	15.178	30.835	34.129	1'51.949P	239,0	10:16'14.409
3	27.338	15.057	30.506	33.956	1'46.857	241,6	10:18'01.266
4	27.101	15.322	30.291	34.010	1'46.724	231,0	10:19'47.990
5	27.109	15.187	30.395	33.696	1'46.387	239,5	10:21'34.377

28° 97 M. SCHEIB (1'46.563)							
Lap	Seg.1	Seg.2	Seg.3	Seg.4	Lap Time	km/h	Local Time
							10:10'13.492
1	32.865	15.836	33.597	35.094	1'57.392P	236,4	10:12'10.884
2	27.854	15.203	31.183	34.284	1'48.524	236,9	10:13'59.408
3	27.153	15.086	30.442	34.572	1'47.253	239,5	10:15'46.661
4	27.307	14.963	30.384	33.909	1'46.563	236,4	10:17'33.224
5	26.990	15.055	30.721	34.204	1'46.970	238,5	10:19'20.194
6	27.158	15.251	30.759	34.500	1'47.668	235,9	10:21'07.862

29° 78 H. OKUBO (1'46.656)							
Lap	Seg.1	Seg.2	Seg.3	Seg.4	Lap Time	km/h	Local Time
							10:10'02.688
1	32.021	15.529	31.167	34.418	1'53.135P	239,5	10:11'55.823
2	27.186	15.345	31.231	34.039	1'47.801	234,9	10:13'43.624
3	26.825	14.987	31.254	33.777	1'46.843	241,0	10:15'30.467
4	26.792	14.980	30.782	34.102	1'46.656	240,5	10:17'17.123

30° 83 L. EPIS (1'47.339)							
Lap	Seg.1	Seg.2	Seg.3	Seg.4	Lap Time	km/h	Local Time
							10:10'03.156
1	32.507	15.839	31.399	35.007	1'54.752P	229,6	10:11'57.908
2	27.542	15.458	31.004	34.593	1'48.597	232,0	10:13'46.505
3	27.122	15.537	30.862	34.270	1'47.791	236,9	10:15'34.296
4	27.150	15.136	30.781	34.272	1'47.339	237,9	10:17'21.635
5	27.546	15.483	30.814	34.228	1'48.071	233,9	10:19'09.706
6	27.034	15.296	30.725	34.517	1'47.572	233,9	10:20'57.278

31° 48 G. SCARCELLA (1'47.973)							
Lap	Seg.1	Seg.2	Seg.3	Seg.4	Lap Time	km/h	Local Time
							10:10'04.751
1	34.291	16.012	32.595	35.031	1'57.929P	234,9	10:12'02.680
2	27.972	15.553	31.432	34.666	1'49.623	235,9	10:13'52.303
3	27.630	15.311	31.114	34.299	1'48.354	235,9	10:15'40.657
4	27.622	15.382	30.749	34.220	1'47.973	235,4	10:17'28.630
5	27.554	15.413	37.681	35.346	1'55.994	236,4	10:19'24.624
6	27.453	15.496	31.051	34.179	1'48.179	234,4	10:21'12.803

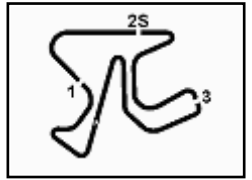
32° 88 K. COGLAN ()							
Lap	Seg.1	Seg.2	Seg.3	Seg.4	Lap Time	km/h	Local Time
							10:10'03.556

21/10/2017

P = Pits In/Out - C = Lap-Time Cancelled

These data/results cannot be reproduced, stored and/or transmitted in whole or in part by any manner of electronic, mechanical, photocopying, recording, broadcasting or otherwise now known or herein after developed without the previous express consent by the copyright owner, except for reproduction in daily press and regular printed publications on sale to the public within 60 days of the event related to those data/results and always provided that copyright symbol appears together as follows below.

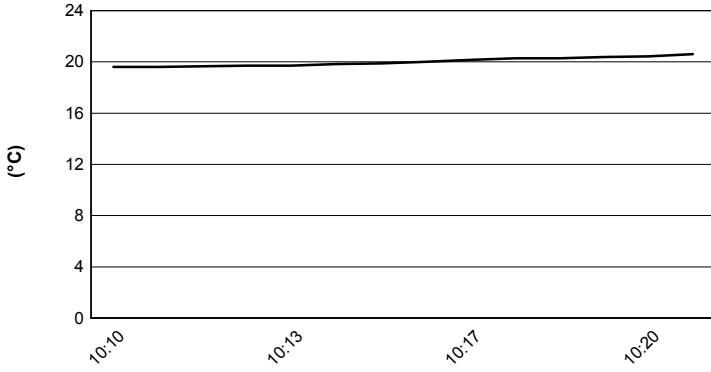
© DORNA WSBK ORGANIZATION Srl 2017



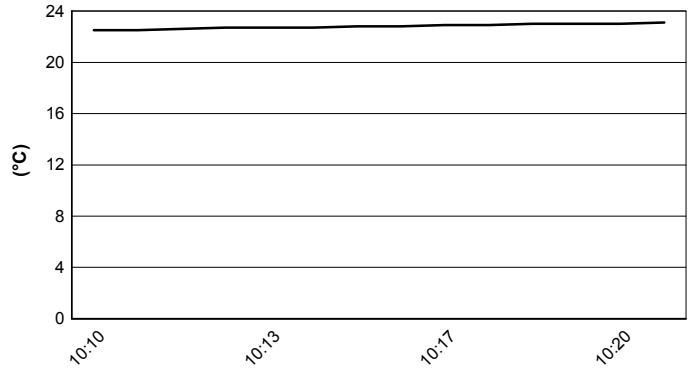
Jerez 4.423 m

Spanish Round, 20-21-22 October 2017
World Supersport - Weather Report Free Practice 3rd Session
 Session started 10:10 - Session ended 10:22

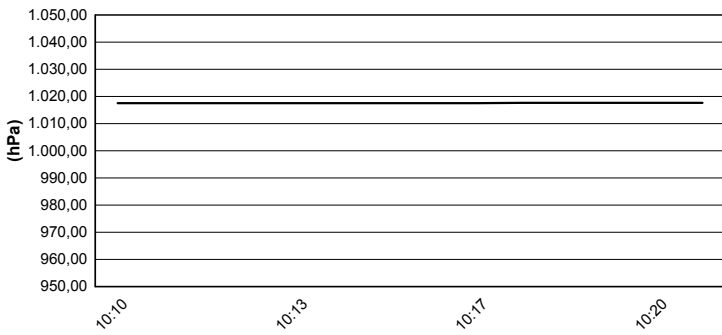
Air Temperature



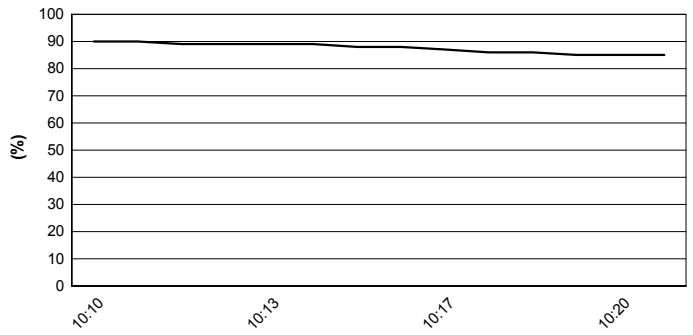
Track Temperature



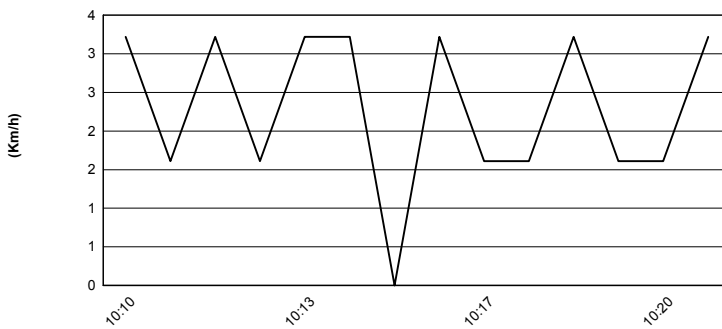
Air Pressure



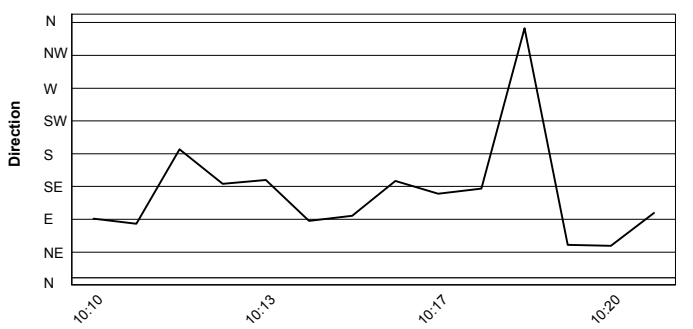
Humidity



Wind Speed



Wind Direction



21/10/2017

These data/results cannot be reproduced, stored and/or transmitted in whole or in part by any manner of electronic, mechanical, photocopying, recording, broadcasting or otherwise now known or herein after developed without the previous express consent by the copyright owner, except for reproduction in daily press and regular printed publications on sale to the public within 60 days of the event related to those data/results and always provided that copyright symbol appears together as follows below.

© DORNA WSBK ORGANIZATION Srl 2017

