

Jerez 4.423 m

Spanish Round, 20-21-22 October 2017

World Supersport - Free Practices & Superpole Combined Results

No.	Rider	Nat	Team	Bike	Class	FP 1	FP 2	Laps	Superpole	Gap	Time	Avg
1	64 F. CARICASULO	ITA	GRT Yamaha Official WorldSSP Team	Yamaha YZF R6		1'44.340	1'43.948	46	1'43.285		1'43.285	154,164
2	16 J. CLUZEL	FRA	CIA Landlord Insurance Honda	Honda CBR600RR		1'44.334	1'43.697	45	1'43.334	0.049	1'43.334	154,091
3	32 S. MORAIS	RSA	Kallio Racing	Yamaha YZF R6		1'44.691	1'44.262	43	1'43.641	0.356	1'43.641	153,634
4	99 P. JACOBSEN	USA	MV Agusta Reparto Corse	MV Agusta F3 675		1'44.665	1'43.970	39	1'43.660	0.375	1'43.660	153,606
5	144 L. MAHIAS	FRA	GRT Yamaha Official WorldSSP Team	Yamaha YZF R6		1'43.676	1'43.521	35	1'43.698	0.413	1'43.698	153,550
6	13 A. WEST	AUS	Kawasaki Puccetti Racing	Kawasaki ZX-6R		1'44.491	1'44.623	48	1'43.818	0.533	1'43.818	153,372
7	65 M. CANDUCCI	ITA	3570 Puccetti Racing FMI	Kawasaki ZX-6R		1'44.387	1'43.788	48	1'43.841	0.556	1'43.841	153,338
8	87 L. ZANETTI	ITA	Team Factory Vamag	MV Agusta F3 675		1'44.853	1'44.092	44	1'43.883	0.598	1'43.883	153,276
9	11 C. GAMARINO	ITA	BARDAHL EVAN BROS. Honda Racing	Honda CBR600RR		1'45.089	1'44.287	41	1'44.003	0.718	1'44.003	153,099
10	66 N. TUULI	FIN	Kallio Racing	Yamaha YZF R6		1'44.408	1'44.211	41	1'44.154	0.869	1'44.154	152,877
11	111 K. SMITH	GBR	GEMAR Team Lorini	Honda CBR600RR		1'45.294	1'44.306	34	1'44.174	0.889	1'44.174	152,848
12	81 L. STAPLEFORD	GBR	Profile Racing	Triumph Daytona 675		1'45.026	1'44.042	47	1'44.284	0.999	1'44.284	152,687
13	61 A. ZACCONE	ITA	MV Agusta Reparto Corse	MV Agusta F3 675	ESS	1'44.439	1'44.623	42	1'44.182		1'44.182	152,836
14	38 H. SOOMER	EST	WILSport Racedays	Honda CBR600RR	ESS	1'45.748	1'45.594	48	1'44.213	0.031	1'44.213	152,791
15	47 R. HARTOG	NED	Team Hartog - Jenik - Against Cancer	Kawasaki ZX-6R	ESS	1'45.608	1'44.848	47	1'44.350	0.168	1'44.350	152,590
16	4 G. REA	GBR	Team Kawasaki Go Eleven	Kawasaki ZX-6R		1'45.065	1'44.288	41	1'44.400	0.218	1'44.400	152,517
17	35 S. HILL	GBR	Profile Racing	Triumph Daytona 675		1'45.451	1'46.011	43	1'44.449	0.267	1'44.449	152,446
18	5 A. BASSANI	ITA	Kawasaki Puccetti Racing	Kawasaki ZX-6R		1'44.545		25	1'44.504	0.322	1'44.504	152,365
19	25 A. BALDOLINI	ITA	Race Department ATK#25	Yamaha YZF R6		1'44.872	1'45.338	38	1'44.534	0.352	1'44.534	152,322
20	78 H. OKUBO	JPN	CIA Landlord Insurance Honda	Honda CBR600RR		1'44.610	1'44.742	43	1'44.658	0.476	1'44.658	152,141
21	71 C. BERGMAN	SWE	CIA Landlord Insurance Honda	Honda CBR600RR		1'44.746	1'44.992	45	1'44.703	0.521	1'44.703	152,076
22	63 Z. KHAIRUDDIN	MAS	Orelac Racing VerdNatura	Kawasaki ZX-6R		1'45.835	1'45.267	42	1'44.801	0.619	1'44.801	151,934
23	26 K. WATANABE	JPN	Team Kawasaki Go Eleven	Kawasaki ZX-6R		1'45.811	1'45.849	48	1'45.412	1.230	1'45.412	151,053
24	74 J. VAN SIKKELERUS	NED	MVR Racing	Yamaha YZF R6	ESS	1'46.632	1'46.044	50	1'45.648	1.466	1'45.648	150,716
25	69 X. CARDELUS	AND	Race Department ATK#25	Yamaha YZF R6		1'48.325	1'47.149	38	1'45.712	1.530	1'45.712	150,624
26	56 P. SEBESTYÉN	HUN	SSP Hungary by Pedercini Racing	Kawasaki ZX-6R	ESS	1'46.833	1'46.289	42	1'46.026	1.844	1'46.026	150,178
27	17 M. PONS	ESP	DS Junior Team	Kawasaki ZX-6R		1'47.396	1'46.259	45	1'46.041	1.859	1'46.041	150,157
28	10 N. CALERO	ESP	Orelac Racing VerdNatura	Kawasaki ZX-6R		1'48.021	1'46.155	41	1'46.138	1.956	1'46.138	150,020
29	83 L. EPIS	AUS	Response RE Racing	Kawasaki ZX-6R		1'47.635	1'47.761	37	1'46.185	2.003	1'46.185	149,953
30	97 M. SCHEIB	CHI	DR7 AMR	Kawasaki ZX-6R		1'47.858	1'47.131	51	1'46.698	2.516	1'46.698	149,232
31	48 G. SCARCELLA	AUS	GEMAR Team Lorini	Honda CBR600RR		1'50.008	1'47.656	43	1'47.699	3.517	1'47.699	147,845
32	88 K. COGHLAN	GBR	MVR Racing	Yamaha YZF R6		1'47.850	1'48.541	20			1'47.850	147,638

21/10/2017

The results are provisional until the end of the time limit for protests and appeals and the completion of the technical checks.

These data/results cannot be reproduced, stored and/or transmitted in whole or in part by any manner of electronic, mechanical, photocopying, recording, broadcasting or otherwise now known or herein after developed without the previous express consent by the copyright owner, except for reproduction in daily press and regular printed publications on sale to the public within 60 days of the event related to those data/results and always provided that copyright symbol appears together as follows below.

© DORNA WSBK ORGANIZATION Srl 2017

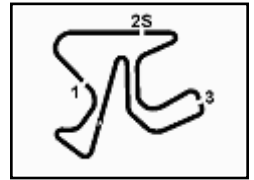
FICR PERUGIA TIMING



Official Tyre Supplier



Official Timekeeper



Jerez 4.423 m

Spanish Round, 20-21-22 October 2017

World Supersport - Provisional Starting Grid

19 Laps x 4,423 km = 84,037 km

1	64 CARICASULO F. Yamaha 1'43.285 SP2	2	16 CLUZEL J. Honda 1'43.334 SP2	3	32 MORAIS S. Yamaha 1'43.641 SP2
2	99 JACOBSEN P. MV Agusta 1'43.660 SP2	4	144 MAHIAS L. Yamaha 1'43.698 SP2	5	13 WEST A. Kawasaki 1'43.818 SP2
3	65 CANDUCCI M. Kawasaki 1'43.841 SP2	7	87 ZANETTI L. MV Agusta 1'43.883 SP2	8	11 GAMARINO C. Honda 1'44.003 SP2
4	66 TUULI N. Yamaha 1'44.154 SP2	10	111 SMITH K. Honda 1'44.174 SP2	11	81 STAPLEFORD L. Triumph 1'44.284 SP2
5	61 ZACCONE A. MV Agusta 1'44.182 SP1	13	38 SOOMER H. Honda 1'44.213 SP1	14	47 HARTOG R. Kawasaki 1'44.350 SP1
6	4 REA G. Kawasaki 1'44.400 SP1	16	35 HILL S. Triumph 1'44.449 SP1	17	5 BASSANI A. Kawasaki 1'44.504 SP1
7	25 BALDOLINI A. Yamaha 1'44.534 SP1	19	78 OKUBO H. Honda 1'44.658 SP1	20	71 BERGMAN C. Honda 1'44.703 SP1
8	63 KHAIRUDDIN Z. Kawasaki 1'44.801 SP1	22	26 WATANABE K. Kawasaki 1'45.412 SP1	23	74 VAN SIKKELERUS J. Yamaha 1'45.648 SP1
9	69 CARDELUS X. Yamaha 1'45.712 SP1	25	56 SEBESTYÉN P. Kawasaki 1'46.026 SP1	26	17 PONS M. Kawasaki 1'46.041 SP1
10	10 CALERO N. Kawasaki 1'46.138 SP1	28	83 EPIS L. Kawasaki 1'46.185 SP1	29	97 SCHEIB M. Kawasaki 1'46.698 SP1
11	48 SCARCELLA G. Honda 1'47.699 SP1	31	88 COGHLAN K. Yamaha SP1	32	

21/10/2017 Jury President

..... Race Director

These data/results cannot be reproduced, stored and/or transmitted in whole or in part by any manner of electronic, mechanical, photocopying, recording, broadcasting or otherwise now known or herein after developed without the previous express consent by the copyright owner, except for reproduction in daily press and regular printed publications on sale to the public within 60 days of the event related to those data/results and always provided that copyright symbol appears together as follows below.

© DORNA WSBK ORGANIZATION Srl 2017

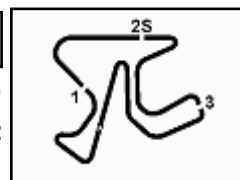
FICR PERUGIA TIMING



Official Tyre Supplier



Official Timekeeper



Spanish Round, 20-21-22 October 2017

World Supersport - Results Superpole 2

Jerez 4.423 m

1 / 2

No.	Rider	Nat	Team	Bike	Time	Gap	Rel.	Laps	Speed	
									Avg	Max
1	64 F. CARICASULO	ITA	GRT Yamaha Official WorldSSP Team	Yamaha YZF R6	1'43.285			7	154,164	244,2
2	16 J. CLUZEL	FRA	CIA Landlord Insurance Honda	Honda CBR600RR	1'43.334	0.049	0.049	6	154,091	243,2
3	32 S. MORAIS	RSA	Kallio Racing	Yamaha YZF R6	1'43.641	0.356	0.307	6	153,634	239,5
4	99 P. JACOBSEN	USA	MV Agusta Reparto Corse	MV Agusta F3 675	1'43.660	0.375	0.019	7	153,606	241,0
5	144 L. MAHIAS	FRA	GRT Yamaha Official WorldSSP Team	Yamaha YZF R6	1'43.698	0.413	0.038	5	153,550	242,6
6	13 A. WEST	AUS	Kawasaki Puccetti Racing	Kawasaki ZX-6R	1'43.818	0.533	0.120	7	153,372	240,5
7	65 M. CANDUCCI	ITA	3570 Puccetti Racing FMI	Kawasaki ZX-6R	1'43.841	0.556	0.023	7	153,338	242,6
8	87 L. ZANETTI	ITA	Team Factory Vamag	MV Agusta F3 675	1'43.883	0.598	0.042	4	153,276	240,5
9	11 C. GAMARINO	ITA	BARDAHL EVAN BROS. Honda Racing	Honda CBR600RR	1'44.003	0.718	0.120	6	153,099	241,6
10	66 N. TUULI	FIN	Kallio Racing	Yamaha YZF R6	1'44.154	0.869	0.151	6	152,877	240,0
11	111 K. SMITH	GBR	GEMAR Team Lorini	Honda CBR600RR	1'44.174	0.889	0.020	5	152,848	241,6
12	81 L. STAPLEFORD	GBR	Profile Racing	Triumph Daytona 675	1'44.284	0.999	0.110	8	152,687	240,5

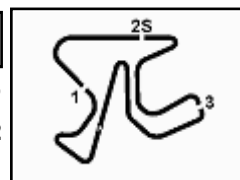
AIR	Humidity:	65%	Temp:	25°C
TRACK	Condition:	Dry	Temp:	36°C

Records	Pole (SP2)	2016	K.Sofuoglu	1'42.969	154,640	Km/h
	Race	2013	S.Lowes	1'44.111	152,940	Km/h
	Circuit (SP2)	2016	K.Sofuoglu	1'42.969	154,640	Km/h

Start	End	The results are provisional until the end of the time limit for protests and appeals and the completion of the technical checks.
21/10/2017 14:35	14:51	

These data/results cannot be reproduced, stored and/or transmitted in whole or in part by any manner of electronic, mechanical, photocopying, recording, broadcasting or otherwise now known or herein after developed without the previous express consent by the copyright owner, except for reproduction in daily press and regular printed publications on sale to the public within 60 days of the event related to those data/results and always provided that copyright symbol appears together as follows below.

© DORNA WSBK ORGANIZATION Srl 2017



Spanish Round, 20-21-22 October 2017

World Supersport - Results Superpole 2

Session Highlights

Local Time	No. Rider	Description
14.35.00		Start
14.37.22	87 L. ZANETTI	Technical Problem - Turn 13
14.39.54	65 M. CANDUCCI	Lap Cancelled - Exceeded Track Limits - Turn 4
14.41.59	81 L. STAPLEFORD	Lap Cancelled - Exceeded Track Limits - Turn 4
14.45.57		STK1000 FP3 pit lane will open at 15:10
14.48.13	144 L. MAHIAS	Crashed - Turn 5
14.50.58	11 C. GAMARINO	Crashed - Turn 13
14.51.20	11 C. GAMARINO	Re-joined
14.51.36		End Of Session

Fastest Laps Sequence

No. Rider	Nat	Team	Bike	Local Time	Time	Gap	Avg
65 M. CANDUCCI	ITA	3570 Puccetti Racing FMI	Kawasaki ZX-6R	14:38'39.154	1'44.112		152,939
64 F. CARICASULO	ITA	GRT Yamaha Official WorldSSP Team	Yamaha YZF R6	14:38'41.457	1'43.672	-0.440	153,588
99 P. JACOBSEN	USA	MV Agusta Reparto Corse	MV Agusta F3 675	14:48'20.981	1'43.660	-0.012	153,606
32 S. MORAIS	RSA	Kallio Racing	Yamaha YZF R6	14:48'26.325	1'43.641	-0.019	153,634
16 J. CLUZEL	FRA	CIA Landlord Insurance Honda	Honda CBR600RR	14:48'28.410	1'43.334	-0.307	154,091
64 F. CARICASULO	ITA	GRT Yamaha Official WorldSSP Team	Yamaha YZF R6	14:49'05.579	1'43.285	-0.049	154,164

Start 14:35 End 14:51 The results are provisional until the end of the time limit for protests and appeals and the completion of the technical checks.

These data/results cannot be reproduced, stored and/or transmitted in whole or in part by any manner of electronic, mechanical, photocopying, recording, broadcasting or otherwise now known or herein after developed without the previous express consent by the copyright owner, except for reproduction in daily press and regular printed publications on sale to the public within 60 days of the event related to those data/results and always provided that copyright symbol appears together as follows below.

© DORNA WSBK ORGANIZATION Srl 2017



Spanish Round, 20-21-22 October 2017

World Supersport - Best Sector & Speed Superpole 2

Jerez 4.423 m

BEST LAP		
1	64 F. CARICASULO	Yamaha YZF R6 1'43.285
2	16 J. CLUZEL	Honda CBR600RR 1'43.334
3	32 S. MORAIS	Yamaha YZF R6 1'43.641
4	99 P. JACOBSEN	MV Aqusta F3 675 1'43.660
5	144 L. MAHIAS	Yamaha YZF R6 1'43.698
6	13 A. WEST	Kawasaki ZX-6R 1'43.818
7	65 M. CANDUCCI	Kawasaki ZX-6R 1'43.841
8	87 L. ZANETTI	MV Aqusta F3 675 1'43.883
9	11 C. GAMARINO	Honda CBR600RR 1'44.003
10	66 N. TUULI	Yamaha YZF R6 1'44.154
11	111 K. SMITH	Honda CBR600RR 1'44.174
12	81 L. STAPLEFORD	Triumph Davtona 675 1'44.284

SPEED		
1	64 F. CARICASULO	Yamaha YZF R6 244,2
2	16 J. CLUZEL	Honda CBR600RR 243,2
3	65 M. CANDUCCI	Kawasaki ZX-6R 242,6
4	144 L. MAHIAS	Yamaha YZF R6 242,6
5	111 K. SMITH	Honda CBR600RR 241,6
6	11 C. GAMARINO	Honda CBR600RR 241,6
7	99 P. JACOBSEN	MV Agusta F3 675 241,0
8	13 A. WEST	Kawasaki ZX-6R 240,5
9	87 L. ZANETTI	MV Agusta F3 675 240,5
10	81 L. STAPLEFORD	Triumph Daytona 675 240,5
11	66 N. TUULI	Yamaha YZF R6 240,0
12	32 S. MORAIS	Yamaha YZF R6 239,5

SEG. 1		SEG. 2		SEG. 3		SEG. 4	
1	144 L. MAHIAS 25.957	1	65 M. CANDUCCI 14.684	1	64 F. CARICASULO 29.262	1	16 J. CLUZEL 32.875
2	64 F. CARICASULO 25.963	2	144 L. MAHIAS 14.754	2	32 S. MORAIS 29.367	2	64 F. CARICASULO 33.052
3	99 P. JACOBSEN 26.114	3	64 F. CARICASULO 14.820	3	16 J. CLUZEL 29.473	3	99 P. JACOBSEN 33.059
4	87 L. ZANETTI 26.126	4	16 J. CLUZEL 14.823	4	144 L. MAHIAS 29.494	4	65 M. CANDUCCI 33.075
5	65 M. CANDUCCI 26.136	5	66 N. TUULI 14.829	5	13 A. WEST 29.577	5	11 C. GAMARINO 33.089
6	16 J. CLUZEL 26.158	6	11 C. GAMARINO 14.834	6	99 P. JACOBSEN 29.596	6	32 S. MORAIS 33.114
7	32 S. MORAIS 26.172	7	81 L. STAPLEFORD 14.836	7	111 K. SMITH 29.605	7	13 A. WEST 33.130
8	13 A. WEST 26.225	8	13 A. WEST 14.842	8	87 L. ZANETTI 29.648	8	144 L. MAHIAS 33.165
9	66 N. TUULI 26.294	9	87 L. ZANETTI 14.881	9	11 C. GAMARINO 29.678	9	81 L. STAPLEFORD 33.182
10	111 K. SMITH 26.301	10	99 P. JACOBSEN 14.888	10	81 L. STAPLEFORD 29.774	10	87 L. ZANETTI 33.228
11	11 C. GAMARINO 26.309	11	111 K. SMITH 14.895	11	65 M. CANDUCCI 29.785	11	66 N. TUULI 33.245
12	81 L. STAPLEFORD 26.349	12	32 S. MORAIS 14.979	12	66 N. TUULI 29.786	12	111 K. SMITH 33.308

21/10/2017

These data/results cannot be reproduced, stored and/or transmitted in whole or in part by any manner of electronic, mechanical, photocopying, recording, broadcasting or otherwise now known or herein after developed without the previous express consent by the copyright owner, except for reproduction in daily press and regular printed publications on sale to the public within 60 days of the event related to those data/results and always provided that copyright symbol appears together as follows below.

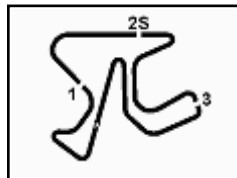
© DORNA WSBK ORGANIZATION Srl 2017

FICR PERUGIA TIMING


Official Tyre Supplier



Official Timekeeper



Jerez 4.423 m

Spanish Round, 20-21-22 October 2017

World Supersport - Ideal Times Superpole 2

Rider No.	Nat	Bike	Seg. 1 Diff. 1	Seg. 2 Diff. 2	Seg. 3 Diff. 3	Seg. 4 Diff. 4	Ideal Time			
							Best Lap	Pos.	Diff.	
1	64 F. CARICASULO	ITA	Yamaha YZF R6	25.963 0.031	14.820 0.137	29.262	33.052 0.020	1'43.097 1'43.285	1	0.188
2	16 J. CLUZEL	FRA	Honda CBR600RR	26.158	14.823 0.005	29.473	32.875	1'43.329 1'43.334	2	0.005
3	144 L. MAHIAS	FRA	Yamaha YZF R6	25.957 0.201	14.754 0.127	29.494	33.165	1'43.370 1'43.698	5	0.328
4	32 S. MORAIS	RSA	Yamaha YZF R6	26.172	14.979 0.009	29.367	33.114	1'43.632 1'43.641	3	0.009
5	99 P. JACOBSEN	USA	MV Agusta F3 675	26.114	14.888 0.003	29.596	33.059	1'43.657 1'43.660	4	0.003
6	65 M. CANDUCCI	ITA	Kawasaki ZX-6R	26.136	14.684 0.083	29.785 0.055	33.075 0.023	1'43.680 1'43.841	7	0.161
7	13 A. WEST	AUS	Kawasaki ZX-6R	26.225 0.044	14.842	29.577	33.130	1'43.774 1'43.818	6	0.044
8	87 L. ZANETTI	ITA	MV Agusta F3 675	26.126	14.881	29.648	33.228	1'43.883 1'43.883	8	
9	11 C. GAMARINO	ITA	Honda CBR600RR	26.309 0.071	14.834 0.022	29.678	33.089	1'43.910 1'44.003	9	0.093
10	111 K. SMITH	GBR	Honda CBR600RR	26.301 0.065	14.895	29.605	33.308	1'44.109 1'44.174	11	0.065
11	81 L. STAPLEFORD	GBR	Triumph Daytona 675	26.349 0.083	14.836 0.060	29.774	33.182	1'44.141 1'44.284	12	0.143
12	66 N. TUULI	FIN	Yamaha YZF R6	26.294	14.829	29.786	33.245	1'44.154 1'44.154	10	
Overall Ideal Time				25.957	14.684	29.262	32.875	1'42.778		

21/10/2017

These data/results cannot be reproduced, stored and/or transmitted in whole or in part by any manner of electronic, mechanical, photocopying, recording, broadcasting or otherwise now known or herein after developed without the previous express consent by the copyright owner, except for reproduction in daily press and regular printed publications on sale to the public within 60 days of the event related to those data/results and always provided that copyright symbol appears together as follows below.

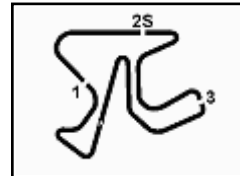
© DORNA WSBK ORGANIZATION Srl 2017

PIRELLI PERUGIA TIMING


Official Tyre Supplier



Official Timekeeper



Jerez 4.423 m

Spanish Round, 20-21-22 October 2017

World Supersport - Chronological Analysis Superpole 2

1° 64 F. CARICASULO (1'43.285)							
Lap	Seg.1	Seg.2	Seg.3	Seg.4	Lap Time	km/h	Local Time
1	35.186	15.896	30.903	33.364	1'55.349P	238,5	14:35'02.436
2	26.149	14.866	29.557	33.100	1'43.672	242,1	14:36'57.785
3	26.317	14.820	29.529	33.253	1'43.919	244,2	14:40'25.376
4	27.240	15.037	29.994	3'44.372	4'56.643P	242,1	14:45'22.019
5	31.366	15.072	32.355	41.482	2'00.275P	242,1	14:47'22.294
6	25.994	14.957	29.262	33.072	1'43.285	239,5	14:49'05.579
7	25.963	15.104	29.305	33.052	1'43.424	239,5	14:50'49.003

2° 16 J. CLUZEL (1'43.334)							
Lap	Seg.1	Seg.2	Seg.3	Seg.4	Lap Time	km/h	Local Time
1	31.438	15.654	30.725	33.600	1'51.417P	237,9	14:37'12.103
2	26.409	14.823	29.594	32.970	1'43.796	243,2	14:38'55.899
3	26.912	15.281	30.615	4'46.703	5'59.511P	240,5	14:44'55.410
4	30.069	15.419	30.400	33.778	1'49.666P	239,0	14:46'45.076
5	26.158	14.828	29.473	32.875	1'43.334	242,6	14:48'28.410
6	28.476	15.189	30.836	34.342	1'48.843	241,0	14:50'17.253

3° 32 S. MORAIS (1'43.641)							
Lap	Seg.1	Seg.2	Seg.3	Seg.4	Lap Time	km/h	Local Time
1	32.670	15.845	30.984	33.795	1'53.294P	230,5	14:35'23.355
2	26.363	15.004	29.757	33.457	1'44.581	239,0	14:39'01.230
3	26.288	14.979	29.756	33.453	1'44.476	239,5	14:40'45.706
4	26.441	15.282	32.920	34.352	5'56.978	234,9	14:46'42.684
5	26.172	14.988	29.367	33.114	1'43.641	237,9	14:48'26.325
6	26.910	15.158	30.369	34.261	1'46.698	233,4	14:50'13.023

4° 99 P. JACOBSEN (1'43.660)							
Lap	Seg.1	Seg.2	Seg.3	Seg.4	Lap Time	km/h	Local Time
1	33.884	15.470	30.781	33.890	1'54.025P	236,9	14:36'13.223
2	26.269	15.027	29.904	33.282	1'44.482	239,0	14:38'07.248
3	26.341	14.888	29.802	33.205	1'44.236	241,0	14:41'35.966
4	27.303	15.650	30.164	1'55.768	3'08.885P	236,4	14:44'44.851
5	34.043	15.234	29.815	33.378	1'52.470P	237,9	14:46'37.321
6	26.114	14.891	29.596	33.059	1'43.660	239,5	14:48'20.981
7	26.175	14.958	29.714	33.265	1'44.112	240,0	14:50'05.093

5° 144 L. MAHIAS (1'43.698)							
Lap	Seg.1	Seg.2	Seg.3	Seg.4	Lap Time	km/h	Local Time
1	31.248	15.374	30.384	34.265	1'51.271P	236,9	14:36'28.172
2	26.158	14.881	29.494	33.165	1'43.698	241,0	14:38'19.443
3	26.385	14.754	29.639	33.284	1'44.062	242,6	14:41'47.203
4	28.234	15.253	30.607	2'20.000	3'34.094P	234,9	14:45'21.297
5	31.511	14.939	37.918	33.958	1'58.326P	238,5	14:47'19.623

6° 13 A. WEST (1'43.818)							
Lap	Seg.1	Seg.2	Seg.3	Seg.4	Lap Time	km/h	Local Time
1	30.836	15.556	30.688	37.801	1'54.881P	238,5	14:35'09.019
2	26.451	14.968	29.805	33.538	1'44.762	238,5	14:37'03.900
3	26.557	15.038	29.859	33.451	1'44.905	239,0	14:38'48.662
4	28.098	15.678	31.149	3'13.778	4'28.703P	232,9	14:40'33.567
5	30.625	15.494	30.893	34.567	1'51.579P	235,9	14:45'02.270
6	26.269	14.842	29.577	33.130	1'43.818	240,5	14:46'53.849
7	26.225	14.932	29.745	33.338	1'44.240	240,0	14:48'37.667

7° 65 M. CANDUCCI (1'43.841)							
Lap	Seg.1	Seg.2	Seg.3	Seg.4	Lap Time	km/h	Local Time
1	32.514	15.276	30.929	33.383	1'52.102P	237,9	14:35'02.940
2	26.349	14.684	29.785	33.294	1'44.112	242,1	14:36'55.042
3	26.488	14.906	29.808	33.269	1'44.471C	242,1	14:38'39.154
4	26.504	14.929	30.454	3'12.039	4'23.926P	240,0	14:40'23.625
5	32.973	15.375	30.917	33.435	1'52.700P	239,0	14:44'47.551
6	26.136	14.767	29.840	33.098	1'43.841	241,0	14:46'40.251
7	26.237	14.774	29.807	33.075	1'43.893	242,6	14:48'24.092

8° 87 L. ZANETTI (1'43.883)							
Lap	Seg.1	Seg.2	Seg.3	Seg.4	Lap Time	km/h	Local Time
1	35.235	15.649	31.571	7'58.045	9'20.500P	236,4	14:35'03.974
2	52.446	17.623	33.480	37.667	2'21.216P	184,5	14:44'24.474
3	26.126	14.881	29.648	33.228	1'43.883	240,5	14:46'45.690
4	26.390	15.081	30.171	33.417	1'45.059	240,0	14:48'29.573

9° 11 C. GAMARINO (1'44.003)							
Lap	Seg.1	Seg.2	Seg.3	Seg.4	Lap Time	km/h	Local Time
1	33.304	15.278	30.777	33.380	1'52.739P	238,5	14:35'02.741
2	26.617	14.834	30.039	33.294	1'44.784	241,6	14:36'55.480
3	26.633	15.094	29.924	33.300	1'44.951	237,4	14:38'40.264
4	27.822	15.005	30.305	3'43.834	4'56.966P	241,0	14:40'25.215
5	31.558	15.029	32.342	41.441	2'00.370P	241,6	14:45'22.181
6	26.380	14.856	29.678	33.089	1'44.003	240,5	14:47'22.551

10° 66 N. TUULI (1'44.154)							
Lap	Seg.1	Seg.2	Seg.3	Seg.4	Lap Time	km/h	Local Time
1	31.932	15.583	30.594	33.878	1'51.987P	235,9	14:35'16.259
2	26.370	15.070	29.896	33.292	1'44.628	235,4	14:37'08.246
3	28.504	15.318	30.515	6'05.544	7'19.881P	234,4	14:38'52.874
4	29.905	15.053	30.108	33.477	1'48.543P	235,4	14:46'12.755
5	26.294	14.829	29.786	33.245	1'44.154	240,0	14:48'01.298
6	26.308	15.096	29.842	33.545	1'44.791	235,9	14:49'45.452

11° 111 K. SMITH (1'44.174)							
Lap	Seg.1	Seg.2	Seg.3	Seg.4	Lap Time	km/h	Local Time
1	30.864	15.249	30.559	33.691	1'50.363P	238,5	14:41'12.210
2	26.366	14.895	29.605	33.308	1'44.174	241,6	14:43'02.573
3	26.301	15.071	29.858	33.485	1'44.715	237,9	14:44'46.747
4	26.497	15.172	30.993	33.653	1'46.315	241,0	14:46'31.462
5	26.345	15.061	29.967	33.325	1'44.698	239,0	14:48'17.777

12° 81 L. STAPLEFORD (1'44.284)							
Lap	Seg.1	Seg.2	Seg.3	Seg.4	Lap Time	km/h	Local Time
1	35.004	15.594	31.065	33.766	1'55.429P	234,9	14:35'23.643
2	26.625	14.991	30.171	33.455	1'45.242	239,0	14:37'19.072
3	26.613	14.917	30.035	33.211	1'44.776	240,0	14:39'04.314
4	26.766	15.218	30.457	1'39.299	2'51.740CP	237,9	14:40'49.090
5	33.122	15.050	30.287	33.415	1'51.874P	239,0	14:43'40.830
6	26.349	14.836	29.830	33.274	1'44.289	240,5	14:45'32.704
7	26.432	14.896	29.774	33.182	1'44.284	240,0	14:47'16.993
8	26.476	14.844	29.905	33.607	1'44.832	239,5	14:49'01.277

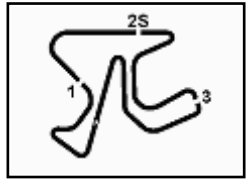
21/10/2017

P = Pits In/Out - C = Lap-Time Cancelled

These data/results cannot be reproduced, stored and/or transmitted in whole or in part by any manner of electronic, mechanical, photocopying, recording, broadcasting or otherwise now known or herein after developed without the previous express consent by the copyright owner, except for reproduction in daily press and regular printed publications on sale to the public within 60 days of the event related to those data/results and always provided that copyright symbol appears together as follows below.

© DORNA WSBK ORGANIZATION Srl 2017

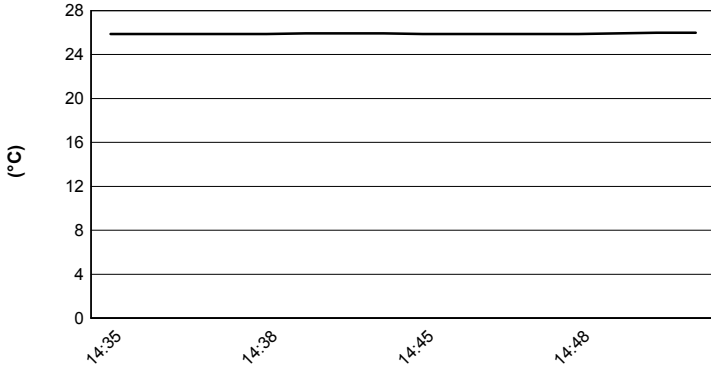




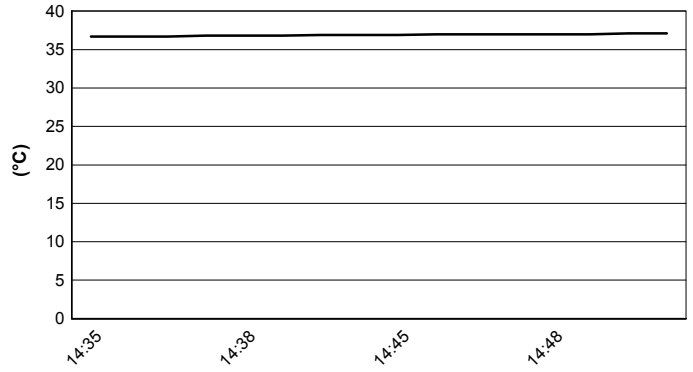
Jerez 4.423 m

Spanish Round, 20-21-22 October 2017
World Supersport - Weather Report Superpole 2
Session started 14:35 - Session ended 14:51

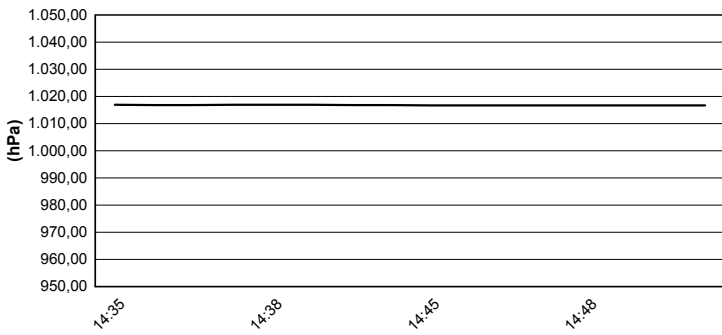
Air Temperature



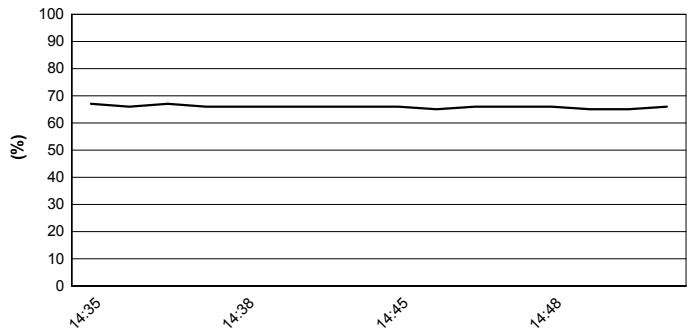
Track Temperature



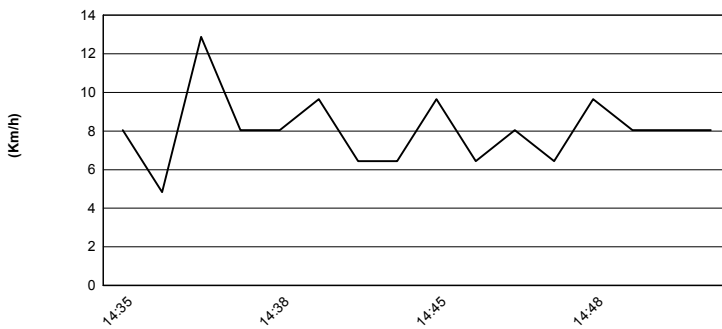
Air Pressure



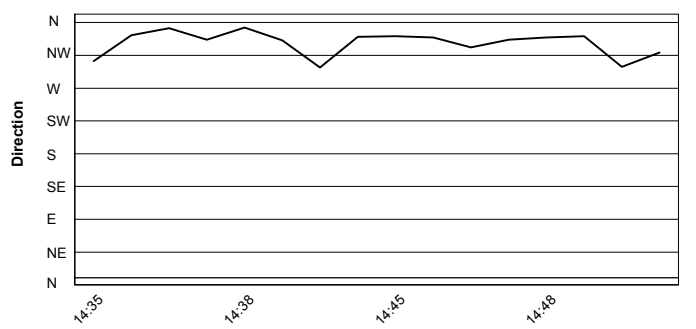
Humidity



Wind Speed



Wind Direction

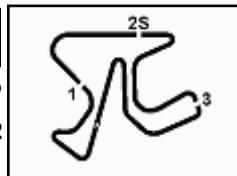


21/10/2017

These data/results cannot be reproduced, stored and/or transmitted in whole or in part by any manner of electronic, mechanical, photocopying, recording, broadcasting or otherwise now known or herein after developed without the previous express consent by the copyright owner, except for reproduction in daily press and regular printed publications on sale to the public within 60 days of the event related to those data/results and always provided that copyright symbol appears together as follows below.

© DORNA WSBK ORGANIZATION Srl 2017





Spanish Round, 20-21-22 October 2017

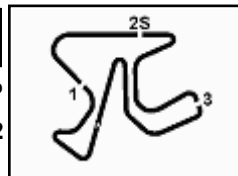
World Supersport - TISSOT Superpole Award

Points	Points From First	Points From Previous	February 26	March 12	April 2	April 30	May 14	May 28	June 18	August 20	September 17	October 1	October 22	November 4			
			PHILLIP ISLAND	BURIRAM	ARAGÓN	ASSEN	IMOLA	DONINGTON PARK	MISANO	LAUSITZRING	PORTIMÃO	MAGNY COURS	JEREZ	LOSAIL			
1	SOFUOGLU Kenan (TUR)	158			20	25	11	25	25	11	25	16					
2	JACOBSEN PJ (USA)	156	2	25	5	25	20	25	10	8	2	16	7	13			
3	CLUZEL Jules (FRA)	155	3	1	20	25	2	11	8	16	20	13	11	9	20		
4	MAHIAS Lucas (FRA)	149	9	6	11	16	11	13	20	20	13	10	20	4	11		
5	CARICASULO Federico (ITA)	134	24	15	16	9	3	7	13	3	16	20	9	13	25		
6	MORAIS Sheridan (RSA)	128	30	6	1	2	16	10	10	6	9	25	13	20	16		
7	SMITH Kyle (GBR)	77	81	51	7	10	13	8	9	8	7	7	3		5		
8	TUULI Niki (FIN)	74	84	3		3	9	3	2			16	10	25	6		
9	GAMARINO Christian (ITA)	63	95	11		7	6	2	16	5	11		6	3	7		
10	STAPLEFORD Luke (GBR)	58	100	5	5			9		13	10	9	8		4		
11	REA Gino (GBR)	56	102	2	9	4	4	4		7	6	4	7	11			
12	CANDUCCI Michael (ITA)	39	119	17	4		1	16					4	5	9		
13	OKUBO Hikari (JPN)	37	121	2	6	8	8		6	4		5					
14	RYDE Kyle (GBR)	35	123	2	13	6		6	7	2			1				
15	POLAMAI Chalermopol (THA)	20	138	15		20											
16	ROLFO Roberto (ITA)	18	140	2	8		10										
17	ZANETTI Lorenzo (ITA)	18	140	0							8	2		8			
18	ZACCONE Alessandro (ITA)	18	140	0			5		4				6	3			
19	WEST Anthony (AUS)	17	141	1						4	3			10			
20	SOOMER Hannes (EST)	16	142	1				5		1	2	6		2			
21	KENNEDY Jack (IRL)	14	144	2					3	11							
22	KHAIRUDDIN Zulfahmi (MAS)	14	144	0	3	11											
23	BERGMAN Christoffer (SWE)	14	144	0							1	5	8				

21/10/2017

These data/results cannot be reproduced, stored and/or transmitted in whole or in part by any manner of electronic, mechanical, photocopying, recording, broadcasting or otherwise now known or herein after developed without the previous express consent by the copyright owner, except for reproduction in daily press and regular printed publications on sale to the public within 60 days of the event related to those data/results and always provided that copyright symbol appears together as follows below.

© DORNA WSBK ORGANIZATION Srl 2017



Spanish Round, 20-21-22 October 2017

World Supersport - TISSOT Superpole Award

	Points	Points From First	Points From Previous	February 26 PHILLIP ISLAND	March 12 BURIRAM	April 2 ARAGÓN	April 30 ASSEN	May 14 IMOLA	May 28 DONINGTON PARK	June 18 MISANO	August 20 LAUSITZRING	September 17 PORTIMÃO	October 1 MAGNY COURS	October 22 JEREZ	November 4 LOSAIL				
24 KRAISART Decha (THA)	13	145	1		13														
25 WATANABE Kazuki (JPN)	10	148	3										10						
26 BALDOLINI Alex (ITA)	10	148	0	10															
27 FRANCIS Joe (GBR)	9	149	1						9										
28 MULHAUSER Robin (SUI)	8	150	1		1	7													
29 CRESSON Loris (BEL)	6	152	2					5		1									
30 BASSANI Axel (ITA)	5	153	1							5									
31 HARTOG Rob (NED)	5	153	0				1	1					2	1					
32 STIRPE Davide (ITA)	3	155	2							3									
33 CALERO Nacho (ESP)	2	156	1	2															
34 EPIS Lachlan (AUS)	1	157	1										1						

21/10/2017

These data/results cannot be reproduced, stored and/or transmitted in whole or in part by any manner of electronic, mechanical, photocopying, recording, broadcasting or otherwise now known or herein after developed without the previous express consent by the copyright owner, except for reproduction in daily press and regular printed publications on sale to the public within 60 days of the event related to those data/results and always provided that copyright symbol appears together as follows below.

© DORNA WSBK ORGANIZATION Srl 2017

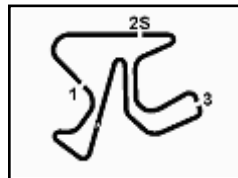
FIKR PERUGIA TIMING



Official Tyre Supplier



Official Timekeeper



Spanish Round, 20-21-22 October 2017

World Supersport - Superpole Ranking

	2014	2015	2016	2017
01 Phillip Island Grand Prix Circuit	Sofuoglu (Tur) Kaw 1'32.769 (172,5 Km/h)	Cluzel (Fra) Mva 1'33.379 (171,4 Km/h)	Sofuoglu (Tur) Kaw 1'33.142 (171,8 Km/h)	Jacobsen (Usa) Mva 1'33.128 (171,8 Km/h)
02 Chang International Circuit		Sofuoglu (Tur) Kaw 1'37.345 (168,4 Km/h)	Cluzel (Fra) Mva 1'38.383 (166,6 Km/h)	Cluzel (Fra) Hon 1'37.683 (167,8 Km/h)
03 Motorland Aragon	Coghlan (Gbr) Yam 2'01.662 (158,1 Km/h)	Cluzel (Fra) Mva 1'53.138 (161,5 Km/h)	Sofuoglu (Tur) Kaw 1'54.000 (160,3 Km/h)	Jacobsen (Usa) Mva 1'54.948 (159,0 Km/h)
04 TT Circuit Assen	Marino (Fra) Kaw 1'38.106 (166,7 Km/h)	Cluzel (Fra) Mva 1'38.015 (166,8 Km/h)	Krummenacher (Sui) Kaw 1'39.300 (164,7 Km/h)	Sofuoglu (Tur) Kaw 1'37.805 (167,2 Km/h)
05 Autodromo Internazionale Enzo e Dino	Cluzel (Fra) Mva 1'51.110 (159,9 Km/h)	Cluzel (Fra) Mva 1'50.856 (160,3 Km/h)	Cluzel (Fra) Mva 1'51.132 (159,9 Km/h)	Jacobsen (Usa) Mva 1'51.611 (159,2 Km/h)
06 Donington Park	van der Mark (Ned) Hon 1'46.220 (136,3 Km/h)	Sofuoglu (Tur) Kaw 1'29.925 (161,1 Km/h)	Sofuoglu (Tur) Kaw 1'30.298 (160,4 Km/h)	Sofuoglu (Tur) Kaw 1'30.904 (159,3 Km/h)
07 Misano World Circuit "Marco Simoncelli"	Cluzel (Fra) Mva 1'38.616 (154,3 Km/h)	Cluzel (Fra) Mva 1'37.482 (156,1 Km/h)	Caricasulo (Ita) Hon 1'38.097 (155,1 Km/h)	Sofuoglu (Tur) Kaw 1'38.672 (154,2 Km/h)
08 Lausitzring			Sofuoglu (Tur) Kaw 1'40.778 (152,4 Km/h)	Morais (Rsa) Yam 1'40.440 (152,9 Km/h)
09 Autódromo Internacional do Algarve	Sofuoglu (Tur) Kaw 1'45.924 (156,1 Km/h)	Cluzel (Fra) Mva 1'44.554 (158,1 Km/h)		Sofuoglu (Tur) Kaw 1'45.541 (156,6 Km/h)
10 Magny-Cours	Cluzel (Fra) Mva 1'40.550 (157,9 Km/h)	Jacobsen (Usa) Hon 2'00.197 (132,1 Km/h)	Sofuoglu (Tur) Kaw 1'55.461 (137,5 Km/h)	Tuuli (Fin) Yam 1'43.833 (152,9 Km/h)
11 Jerez	van der Mark (Ned) Hon 1'44.293 (152,7 Km/h)	Sofuoglu (Tur) Kaw 1'43.528 (153,8 Km/h)	Sofuoglu (Tur) Kaw 1'42.969 (154,6 Km/h)	Caricasulo (Ita) Yam 1'43.285 (154,2 Km/h)
12 Losail International Circuit	Cluzel (Fra) Mva 2'01.851 (158,9 Km/h)	Sofuoglu (Tur) Kaw 2'00.989 (160,1 Km/h)	Stapleford (Gbr) Tri 2'01.621 (159,2 Km/h)	

2017

- 4 K. Sofuoglu
- 3 P. Jacobsen
- 1 **F. Caricasulo**
- 1 N. Tuuli
- 1 J. Cluzel
- 1 S. Morais

ALL TIMES

- | | | |
|-------------------|------------------------|-------------------|
| 34 K. Sofuoglu | 3 K. Curtain | 1 S. Sanna |
| 22 S. Charpentier | 3 D. Salom | 1 M. Fabrizio |
| 19 J. Cluzel | 2 P. Bontempi | 1 C. Jones |
| 17 B. Parkes | 2 V. Guareschi | 1 S. Morais |
| 15 K. Muggeridge | 2 J. Teuchert | 1 K. Coghlan |
| 14 F. Foret | 2 M. Lagrive | 1 C. Davies |
| 14 S. Lowes | 2 L. Scassa | 1 F. Marino |
| 10 C. Crutchlow | 2 J. Lascorz | 1 L. Stapleford |
| 6 S. Chambon | 2 M. Pirro | 1 N. Tuuli |
| 6 E. Laverty | 2 M. van der Mark | 1 R. Krummenacher |
| 5 P. Casoli | 2 F. Caricasulo | |
| 5 K. Fujiwara | 1 J. Whitham | |
| 5 C. Vermeulen | 1 M. Meregalli | |
| 5 P. Jacobsen | 1 P. Riba | |
| 3 R. Xaus | 1 C. Kellner | |
| 3 I. MacPherson | 1 B. MacLeod | |
| 3 A. Pitt | 1 J. Vd Goorbergh | |

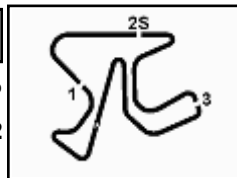
21/10/2017

These data/results cannot be reproduced, stored and/or transmitted in whole or in part by any manner of electronic, mechanical, photocopying, recording, broadcasting or otherwise now known or herein after developed without the previous express consent by the copyright owner, except for reproduction in daily press and regular printed publications on sale to the public within 60 days of the event related to those data/results and always provided that copyright symbol appears together as follows below.

© DORNA WSBK ORGANIZATION Srl 2017

FICR PERUGIA TIMING





Spanish Round, 20-21-22 October 2017

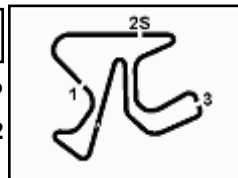
World Supersport - Best Laps & Speeds

No.	Rider		Best Lap		FP1		FP2		FP3		SP1		SP2	
	Nat	Bike	laps	speed	laps	speed	laps	speed	laps	speed	laps	speed	laps	speed
1	64	F. CARICASULO	58	248,0	20	242,6	26	245,3	5	248,0	7	244,2		1'43.285
		ITA Yamaha YZF R6												
2	16	J. CLUZEL	56	244,7	21	242,1	24	241,0	5	244,7	6	243,1		1'43.334
		FRA Honda CBR600RR												
3	144	L. MAHIAS	45	242,6	18	241,5	17	242,6	5	242,6	5	242,6		1'43.698
		FRA Yamaha YZF R6												
4	32	S. MORAIS	55	243,6	22	243,1	21	240,0	6	243,6	6	239,4		1'43.641
		RSA Yamaha YZF R6												
5	99	P. JACOBSEN	52	248,6	22	243,1	17	241,0	6	248,6	7	241,0		1'43.660
		USA MV Agusta F3 675												
6	111	K. SMITH	52	248,6	15	238,4	19	241,5	6	248,6	7	244,7	5	241,5
		GBR Honda CBR600RR												
7	65	M. CANDUCCI	61	247,5	24	245,3	24	247,5	6	246,9	7	242,6		1'43.841
		ITA Kawasaki ZX-6R												
8	13	A. WEST	68	245,8	24	245,8	24	242,1	6	243,6	7	244,2	7	240,5
		AUS Kawasaki ZX-6R												
9	87	L. ZANETTI	54	245,8	20	242,6	24	240,0	6	245,8	4	240,5		1'43.883
		ITA MV Agusta F3 675												
10	11	C. GAMARINO	53	245,8	21	240,0	20	241,5	6	245,8	6	241,5		1'44.003
		ITA Honda CBR600RR												
11	81	L. STAPLEFORD	61	244,2	21	241,5	26	242,1	6	244,2	8	240,5		1'44.284
		GBR Triumph Daytona 675												
12	66	N. TUULI	52	246,9	21	241,5	20	238,4	5	246,9	6	240,0		1'44.154
		FIN Yamaha YZF R6												
13	61	A. ZACCONE	56	242,6	22	240,5	20	238,4	6	242,6	8	238,9		1'44.182
		ITA MV Agusta F3 675												
14	38	H. SOOMER	62	244,7	24	241,5	24	240,0	6	244,7	8	243,1		1'44.213
		EST Honda CBR600RR												
15	4	G. REA	54	242,1	22	237,9	19	238,9	6	242,1	7	240,0		1'44.400
		GBR Kawasaki ZX-6R												
16	47	R. HARTOG	61	242,6	23	242,6	24	240,0	6	242,6	8	242,6		1'44.350
		NED Kawasaki ZX-6R												
17	35	S. HILL	57	243,1	22	238,4	21	238,9	6	243,1	8	242,1		1'44.449
		GBR Triumph Daytona 675												
18	5	A. BASSANI	38	249,1	24	242,6			6	249,1	8	244,7		1'44.504
		ITA Kawasaki ZX-6R												
19	25	A. BALDOLINI	52	248,6	20	245,3	18	243,1	6	248,6	8	246,9		1'44.534
		ITA Yamaha YZF R6												
20	78	H. OKUBO	55	241,5	22	241,5	21	241,5	4	241,0	8	241,0		1'44.610
		JPN Honda CBR600RR												

21/10/2017

These data/results cannot be reproduced, stored and/or transmitted in whole or in part by any manner of electronic, mechanical, photocopying, recording, broadcasting or otherwise now known or herein after developed without the previous express consent by the copyright owner, except for reproduction in daily press and regular printed publications on sale to the public within 60 days of the event related to those data/results and always provided that copyright symbol appears together as follows below.

© DORNA WSBK ORGANIZATION Srl 2017



Spanish Round, 20-21-22 October 2017

World Supersport - Best Laps & Speeds

No.	Rider	Nat	Bike	Best Lap		FP1		FP2		FP3		SP1		SP2	
				laps	speed	laps	speed	laps	speed	laps	speed	laps	speed	laps	speed
21	71 C. BERGMAN			1'44.703		1'44.746		1'44.992		1'45.165		1'44.703			
	SWE	Honda CBR600RR	59	243,6	22	241,0	23	238,9	6	243,6	8	240,5			
22	63 Z. KHAIRUDDIN			1'44.801		1'45.835		1'45.267		1'45.557		1'44.801			
	MAS	Kawasaki ZX-6R	56	242,6	20	238,4	22	238,9	6	242,6	8	238,4			
23	26 K. WATANABE			1'45.412		1'45.811		1'45.849		1'46.293		1'45.412			
	JPN	Kawasaki ZX-6R	61	244,2	25	238,9	23	240,0	6	244,2	7	242,1			
24	74 J. VAN SIKKELERUS			1'45.648		1'46.632		1'46.044		1'46.382		1'45.648			
	NED	Yamaha YZF R6	64	244,7	25	238,4	25	241,5	6	244,7	8	242,6			
25	69 X. CARDELUS			1'45.712		1'48.325		1'47.149		1'46.387		1'45.712			
	AND	Yamaha YZF R6	52	243,1	19	242,6	19	241,5	5	241,5	9	243,1			
26	56 P. SEBESTYÉN			1'46.026		1'46.833		1'46.289		1'46.254		1'46.026			
	HUN	Kawasaki ZX-6R	56	241,5	22	233,4	20	235,9	6	241,5	8	241,0			
27	17 M. PONS			1'46.041		1'47.396		1'46.259		1'46.044		1'46.041			
	ESP	Kawasaki ZX-6R	58	234,9	24	232,4	21	232,9	6	234,9	7	231,0			
28	10 N. CALERO			1'46.089		1'48.021		1'46.155		1'46.089		1'46.138			
	ESP	Kawasaki ZX-6R	55	241,0	21	236,4	20	236,9	6	241,0	8	237,4			
29	83 L. EPIS			1'46.185		1'47.635		1'47.761		1'47.339		1'46.185			
	AUS	Kawasaki ZX-6R	51	238,9	18	235,4	19	234,9	6	237,9	8	238,9			
30	97 M. SCHEIB			1'46.563		1'47.858		1'47.131		1'46.563		1'46.698			
	CHI	Kawasaki ZX-6R	66	240,5	25	234,9	26	233,9	6	239,4	9	240,5			
31	48 G. SCARCELLA			1'47.656		1'50.008		1'47.656		1'47.973		1'47.699			
	AUS	Honda CBR600RR	56	236,9	22	231,0	21	233,4	6	236,4	7	236,9			
32	88 K. COGHLAN			1'47.850		1'47.850		1'48.541							
	GBR	Yamaha YZF R6	20	237,9	11	237,9	9	236,9							

21/10/2017

These data/results cannot be reproduced, stored and/or transmitted in whole or in part by any manner of electronic, mechanical, photocopying, recording, broadcasting or otherwise now known or herein after developed without the previous express consent by the copyright owner, except for reproduction in daily press and regular printed publications on sale to the public within 60 days of the event related to those data/results and always provided that copyright symbol appears together as follows below.

© DORNA WSBK ORGANIZATION Srl 2017

FICR PERUGIA TIMING



Official Tyre Supplier



Official Timekeeper