

Jerez 4.423 m

Spanish Round, 20-21-22 October 2017

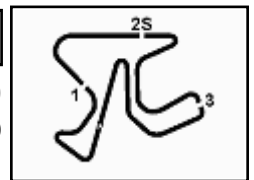
World Supersport 300 - Biographical Entry List

No.	Rider (Abbreviation)	Age	Date of Birth	Place of Birth	Nat	Bike Team	Wins	Podiums	Pole	Races	Tyres
							2017	2017	2017	2017	
1	2 CARRASCO Ana (Car)	20	10/03/1997	Murcia	ESP	Kawasaki Ninja 300 ETG Racing	1	1		8	Pirelli
2	6 SCHOTMAN Robert (Sch)	18	03/12/1998	Dordrecht	NED	Yamaha YZF-R3 GRT Yamaha WorldSSP300 Team		1		8	Pirelli
3	7 SETTIMO Nicola (Set)	16	01/11/2000	Camposampietro	ITA	Yamaha YZF-R3 2R Road Racing				7	Pirelli
4	9 DOORAKKERS Ruben (Doo)	16	04/08/2001	Breda	NED	Yamaha YZF-R3 MVR Racing		1		8	Pirelli
5	12 RUSMIPUTRO Ali Adriansyah (Rus)	24	29/09/1993	Jakarta	INA	Yamaha YZF-R3 Pertamina Almeria Racing Team				8	Pirelli
6	13 FACCÒ Jacopo (Fac)	17	10/02/2000	Monselice (PD)	ITA	Yamaha YZF-R3 SK Racing				7	Pirelli
7	14 DE LA VEGA Enzo (DeL)	18	27/08/1999	Cagnes Sur-Mer	FRA	Yamaha YZF-R3 GRT Yamaha WorldSSP300 Team				8	Pirelli
8	15 COPPOLA Alfonso (Cop)	20	15/09/1997	Scafati (SA)	ITA	Yamaha YZF-R3 SK Racing	1	6	3	8	Pirelli
9	17 NODERER Gabriel (Nod)	20	31/12/1996	Roth	GER	Honda CBR500R Scuderia Maranga Racing				8	Pirelli
10	18 MURLEY Alex (Mur)	18	20/06/1999	Solihull	GBR	Yamaha YZF-R3 Team Toth				8	Pirelli
11	19 ROVELLI Edoardo (RoE)	21	26/01/1996	Gallarate (VA)	ITA	Yamaha YZF-R3 ParkinGO DS Junior Team				8	Pirelli
12	20 LOUREIRO Dorren (Lou)	18	21/06/1999	Johannesburg	RSA	Yamaha YZF-R3 DS Junior Team				8	Pirelli
13	22 KALININ Mykyta (KaM)	18	22/02/1999	Odessa	UKR	Yamaha YZF-R3 Team MOTOXRACING		1		8	Pirelli
14	23 BASTIANELLI Manuel (Bas)	17	15/05/2000	Rome	ITA	Kawasaki Ninja 300 3570 Made in CIV				8	Pirelli
15	25 SÁNCHEZ Borja (Sán)	17	21/01/2000	La Coruña	ESP	Yamaha YZF-R3 Halcourier Racing			1	8	Pirelli
16	27 ROVELLI Filippo (RoF)	16	02/02/2001	Gallarate (VA)	ITA	Yamaha YZF-R3 ParkinGO DS Junior Team			1	8	Pirelli
17	28 GIACOMINI Paolo (Gia)	24	10/02/1993	Macerata	ITA	Yamaha YZF-R3 Terra e Moto				8	Pirelli
18	33 VALLE Daniel (Val)	18	29/09/1999	Madrid	ESP	Yamaha YZF-R3 Halcourier Racing		1		8	Pirelli
19	35 TRIGLIA Alex (Tri)	17	22/02/2000	Massa	ITA	Honda CBR500R Scuderia Maranga Racing		1		8	Pirelli
20*	41 GARCIA Marc (Gar)	17	01/11/1999	Barcelona	ESP	Yamaha YZF-R3 Halcourier Racing	2	5		8	Pirelli
21*	42 JAHNIG Jan Ole (Jah)	16	09/03/2001	Altenburg	GER	KTM RC 390 R Team Runner Bike	2	5		8	Pirelli
22	49 CARUSI Marco (Cau)	16	07/01/2001	Imola	ITA	Kawasaki Ninja 300 3570 Made in CIV				4	Pirelli
23	53 GRIMOUX Valentin (Gri)	21	09/08/1996	Laval	FRA	Yamaha YZF-R3 Team Toth				5	Pirelli
24	54 CABUK Harun (Cab)	20	01/01/1997	Sakarya	TUR	Kawasaki Ninja 300 Kawasaki Puccetti Racing				5	Pirelli
25*	55 HENDRA Galang (Hen)	18	10/03/1999	Yogyakarta	INA	Yamaha YZF-R3 Team MOTOXRACING				1	Pirelli
26	58 FINOCCHIARO Trystan (Fin)	18	27/10/1998	Leicester	GBR	Yamaha YZF-R3 2R Road Racing				3	Pirelli
27	71 EDWARDS Tom (Edw)	16	09/07/2001	Wellington	AUS	Kawasaki Ninja 300 Hel Performance - Benjan Racing				3	Pirelli
28*	72 BONOLI Omar (Bon)	15	28/03/2002	Lugo di Romagna	ITA	KTM RC 390 R Team Runner Bike					Pirelli
29	75 DEROUE Scott (Der)	21	23/12/1995	Nijkerkerveen	NED	Kawasaki Ninja 300 MTM HS Kawasaki	2	3	1	8	Pirelli
30*	77 SIBAJA MORENO Andrea (Sib)	25	05/09/1992	Cordoba	ESP	Honda CBR500R DEZA-Cordoba Patrimonio de la Humanidad	2	3	1	8	Pirelli
31	79 TAYLOR Chris (TaC)	18	28/07/1999	Herley in Arden	GBR	Kawasaki Ninja 300 MTM HS Kawasaki				1	Pirelli
32	80 PONTONE Armando (Pon)	25	03/07/1992	Pontecorvo (FR)	ITA	Yamaha YZF-R3 IODARacing		1		8	Pirelli
33*	81 GONZALEZ Manuel (Gon)	15	04/08/2002	Madrid	ESP	Yamaha YZF-R3 Halcourier Racing Viajes 2000					Pirelli
34	84 CARBONERA Michael (Cao)	22	19/07/1995	Cento Di Ferrara	ITA	Yamaha YZF-R3 SK Racing				8	Pirelli
35	87 LICCIARDI Angelo (Lic)	21	06/10/1996	Genk	BEL	Yamaha YZF-R3 Team Trasimeno				8	Pirelli
36	88 PEREZ Mika (Per)	18	05/10/1999	Altea	ESP	Honda CBR500R WILSport Racedays	2	4	2	8	Pirelli
37	121 PATOVA Kimi (Pat)	15	20/11/2001	Hyvinkää	FIN	Yamaha YZF-R3 Kallio Racing	2	4	2	8	Pirelli
38	130 FERREIRA Renzo (Fer)	16	30/07/2001	Campinas	BRA	Yamaha YZF-R3 Kallio Racing				8	Pirelli
39	133 BATTYE Reid (Bat)	16	27/05/2001	Gosford	AUS	Kawasaki Ninja 300 BWG Racing-Grimaldi				8	Pirelli

20/10/2017 * = Wild Card

These data/results cannot be reproduced, stored and/or transmitted in whole or in part by any manner of electronic, mechanical, photocopying, recording, broadcasting or otherwise now known or herein after developed without the previous express consent by the copyright owner, except for reproduction in daily press and regular printed publications on sale to the public within 60 days of the event related to those data/results and always provided that copyright symbol appears together as follows below.

© DORNA WSBK ORGANIZATION Srl 2017



Spanish Round, 20-21-22 October 2017

World Supersport 300 - Results Free Practice 1st Session

 Jerez 4.423 m
 1 / 2

No.	Rider	Nat	Team	Bike	Time	Gap	Rel.	Laps	Speed	
									Avg	Max
1	15 A. COPPOLA	ITA	SK Racing	Yamaha YZF-R3	1'56.072			13	137,180	190,2
2	72 O. BONOLI	ITA	Team Runner Bike	KTM RC 390 R	1'56.206	0.134	0.134	12	137,022	189,2
3	75 S. DEROUÉ	NED	MTM HS Kawasaki	Kawasaki Ninja 300	1'56.658	0.586	0.452	13	136,491	184,5
4	12 A. RUSMIPUTRO	INA	Pertamina Almeria Racing Team	Yamaha YZF-R3	1'56.687	0.615	0.029	14	136,457	181,8
5	81 M. GONZALEZ	ESP	Halcourier Racing Viajes 2000	Yamaha YZF-R3	1'56.720	0.648	0.033	13	136,419	179,7
6	41 M. GARCIA	ESP	Halcourier Racing	Yamaha YZF-R3	1'56.742	0.670	0.022	14	136,393	176,6
7	6 R. SCHOTMAN	NED	GRT Yamaha WorldSSP300 Team	Yamaha YZF-R3	1'56.835	0.763	0.093	15	136,285	187,9
8	14 E. DE LA VEGA	FRA	GRT Yamaha WorldSSP300 Team	Yamaha YZF-R3	1'56.839	0.767	0.004	15	136,280	184,8
9	33 D. VALLE	ESP	Halcourier Racing	Yamaha YZF-R3	1'56.892	0.820	0.053	14	136,218	184,2
10	84 M. CARBONERA	ITA	SK Racing	Yamaha YZF-R3	1'57.122	1.050	0.230	14	135,951	182,7
11	55 G. HENDRA	INA	Team MOTOXRACING	Yamaha YZF-R3	1'57.142	1.070	0.020	12	135,927	182,7
12	88 M. PEREZ	ESP	WILSport Racedays	Honda CBR500R	1'57.166	1.094	0.024	12	135,899	179,1
13	79 C. TAYLOR	GBR	MTM HS Kawasaki	Kawasaki Ninja 300	1'57.548	1.476	0.382	14	135,458	183,0
14	22 M. KALININ	UKR	Team MOTOXRACING	Yamaha YZF-R3	1'57.654	1.582	0.106	15	135,336	185,1
15	20 D. LOUREIRO	RSA	DS Junior Team	Yamaha YZF-R3	1'57.754	1.682	0.100	14	135,221	185,7
16	87 A. LICCIARDI	BEL	Team Trasimeno	Yamaha YZF-R3	1'57.826	1.754	0.072	13	135,138	183,9
17	80 A. PONTONE	ITA	IODARacing	Yamaha YZF-R3	1'58.091	2.019	0.265	14	134,835	183,9
18	2 A. CARRASCO	ESP	ETG Racing	Kawasaki Ninja 300	1'58.108	2.036	0.017	11	134,816	182,7
19	42 J. JAHNIG	GER	Team Runner Bike	KTM RC 390 R	1'58.154	2.082	0.046	14	134,763	181,5
20	13 J. FACCO	ITA	SK Racing	Yamaha YZF-R3	1'58.187	2.115	0.033	13	134,725	184,8
21	28 P. GIACOMINI	ITA	Terra e Moto	Yamaha YZF-R3	1'58.358	2.286	0.171	13	134,531	178,0
22	133 R. BATTYE	AUS	BWG Racing-Grimaldi	Kawasaki Ninja 300	1'58.434	2.362	0.076	13	134,445	178,0
23	54 H. CABUK	TUR	Kawasaki Puccetti Racing	Kawasaki Ninja 300	1'58.541	2.469	0.107	5	134,323	176,0
24	23 M. BASTIANELLI	ITA	3570 Made in CIV	Kawasaki Ninja 300	1'58.644	2.572	0.103	14	134,207	182,1
25	27 F. ROVELLI	ITA	ParkinGO DS Junior Team	Yamaha YZF-R3	1'58.816	2.744	0.172	13	134,012	179,4
26	17 G. NODERER	GER	Scuderia Maranga Racing	Honda CBR500R	1'59.056	2.984	0.240	15	133,742	180,3
27	25 B. SÁNCHEZ	ESP	Halcourier Racing	Yamaha YZF-R3	1'59.085	3.013	0.029	13	133,710	185,4
28	18 A. MURLEY	GBR	Team Toth	Yamaha YZF-R3	1'59.094	3.022	0.009	10	133,699	180,9
29	35 A. TRIGLIA	ITA	Scuderia Maranga Racing	Honda CBR500R	1'59.098	3.026	0.004	14	133,695	181,8
30	121 K. PATOVA	FIN	Kallio Racing	Yamaha YZF-R3	1'59.380	3.308	0.282	14	133,379	181,5
31	7 N. SETTIMO	ITA	2R Road Racing	Yamaha YZF-R3	1'59.738	3.666	0.358	15	132,980	179,1
32	9 R. DOORAKKERS	NED	MVR Racing	Yamaha YZF-R3	1'59.856	3.784	0.118	15	132,849	183,3
33	71 T. EDWARDS	AUS	Hel Performance - Benjan Racing	Kawasaki Ninja 300	1'59.925	3.853	0.069	13	132,773	176,8
34	130 R. FERREIRA	BRA	Kallio Racing	Yamaha YZF-R3	1'59.973	3.901	0.048	15	132,720	180,3
35	49 M. CARUSI	ITA	3570 Made in CIV	Kawasaki Ninja 300	2'00.090	4.018	0.117	14	132,591	176,3
36	58 T. FINOCCHIARO	GBR	2R Road Racing	Yamaha YZF-R3	2'01.080	5.008	0.990	14	131,506	175,7
37	53 V. GRIMOUX	FRA	Team Toth	Yamaha YZF-R3	2'01.641	5.569	0.561	14	130,900	181,5
38	19 E. ROVELLI	ITA	ParkinGO DS Junior Team	Yamaha YZF-R3	2'02.208	6.136	0.567	12	130,293	173,5
39	77 A. SIBAJA MORENO	ESP	DEZA-Cordoba Patrimonio de la Humanidad	Honda CBR500R	2'02.759	6.687	0.551	13	129,708	179,1

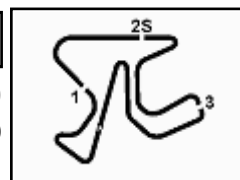
Qualifying Lap Time (107% of 1'56.072): 2'04.198

AIR	Humidity:	66%	Temp:	23°C
TRACK	Condition:	Dry	Temp:	30°C

Start 20/10/2017 12:15 End 12:47 The results are provisional until the end of the time limit for protests and appeals and the completion of the technical checks.

These data/results cannot be reproduced, stored and/or transmitted in whole or in part by any manner of electronic, mechanical, photocopying, recording, broadcasting or otherwise now known or herein after developed without the previous express consent by the copyright owner, except for reproduction in daily press and regular printed publications on sale to the public within 60 days of the event related to those data/results and always provided that copyright symbol appears together as follows below.

© DORNA WSBK ORGANIZATION Srl 2017



Spanish Round, 20-21-22 October 2017

World Supersport 300 - Results Free Practice 1st Session

Session Highlights

Local Time	No. Rider	Description
12.15.00		Start
12.16.38	9 R. DOORAKKERS	Check Transponder Battery
12.24.26	81 M. GONZALEZ	Crashed - Turn 13
12.25.03	81 M. GONZALEZ	Re-joined
12.26.34	54 H. CABUK	Crashed - Turn 5
12.28.21	72 O. BONOLI	Lap Cancelled (1'56.084) - Exceeded Track Limits - Turn 13
12.30.36	20 D. LOUREIRO	Lap Cancelled (1'58.613) - Exceeded Track Limits - Turn 12
12.42.07	35 A. TRIGLIA	Lap Cancelled (2'00.731) - Exceeded Track Limits - Turn 4
12.44.20	27 F. ROVELLI	Lap Cancelled - Exceeded Track Limits - Turn 4
12.45.28	84 M. CARBONERA	Crashed - Turn 6
12.45.34	25 B. SÁNCHEZ	Lap Cancelled - Exceeded Track Limits - Turn 4
12.47.04		End Of Session

Fastest Laps Sequence

No.	Rider	Nat	Team	Bike	Local Time	Time	Gap	Avg
88	M. PEREZ	ESP	WILSport Racedays	Honda CBR500R	12:19'23.251	2'01.464		131,091
84	M. CARBONERA	ITA	SK Racing	Yamaha YZF-R3	12:19'29.146	2'00.262	-1.202	132,401
72	O. BONOLI	ITA	Team Runner Bike	KTM RC 390 R	12:19'51.309	1'59.236	-1.026	133,540
41	M. GARCIA	ESP	Halcourier Racing	Yamaha YZF-R3	12:20'26.119	1'58.380	-0.856	134,506
81	M. GONZALEZ	ESP	Halcourier Racing Viajes 2000	Yamaha YZF-R3	12:20'26.187	1'58.164	-0.216	134,752
72	O. BONOLI	ITA	Team Runner Bike	KTM RC 390 R	12:21'48.953	1'57.644	-0.520	135,347
41	M. GARCIA	ESP	Halcourier Racing	Yamaha YZF-R3	12:22'23.596	1'57.477	-0.167	135,540
72	O. BONOLI	ITA	Team Runner Bike	KTM RC 390 R	12:23'45.973	1'57.020	-0.457	136,069
72	O. BONOLI	ITA	Team Runner Bike	KTM RC 390 R	12:27'38.525	1'56.468	-0.552	136,714
15	A. COPPOLA	ITA	SK Racing	Yamaha YZF-R3	12:27'41.077	1'56.072	-0.396	137,180

Start 12:15 End 12:47 The results are provisional until the end of the time limit for protests and appeals and the completion of the technical checks.

These data/results cannot be reproduced, stored and/or transmitted in whole or in part by any manner of electronic, mechanical, photocopying, recording, broadcasting or otherwise now known or herein after developed without the previous express consent by the copyright owner, except for reproduction in daily press and regular printed publications on sale to the public within 60 days of the event related to those data/results and always provided that copyright symbol appears together as follows below.

© DORNA WSBK ORGANIZATION Srl 2017



Spanish Round, 20-21-22 October 2017

World Supersport 300 - Best Sector & Speed Free Practice 1st Session

Jerez 4.423 m

BEST LAP		
1	15 A. COPPOLA	Yamaha YZF-R3 1'56.072
2	72 O. BONOLI	KTM RC 390 R 1'56.206
3	75 S. DEROUE	Kawasaki Ninja 300 1'56.658
4	12 A. RUSMIPUTRO	Yamaha YZF-R3 1'56.687
5	81 M. GONZALEZ	Yamaha YZF-R3 1'56.720
6	41 M. GARCIA	Yamaha YZF-R3 1'56.742
7	6 R. SCHOTMAN	Yamaha YZF-R3 1'56.835
8	14 E. DE LA VEGA	Yamaha YZF-R3 1'56.839
9	33 D. VALLE	Yamaha YZF-R3 1'56.892
10	84 M. CARBONERA	Yamaha YZF-R3 1'57.122
11	55 G. HENDRA	Yamaha YZF-R3 1'57.142
12	88 M. PEREZ	Honda CBR500R 1'57.166
13	79 C. TAYLOR	Kawasaki Ninja 300 1'57.548
14	22 M. KALININ	Yamaha YZF-R3 1'57.654
15	20 D. LOUREIRO	Yamaha YZF-R3 1'57.754
16	87 A. LICCIARDI	Yamaha YZF-R3 1'57.826
17	80 A. PONTONE	Yamaha YZF-R3 1'58.091
18	2 A. CARRASCO	Kawasaki Ninja 300 1'58.108
19	42 J. JAHNIG	KTM RC 390 R 1'58.154
20	13 J. FACCO	Yamaha YZF-R3 1'58.187
21	28 P. GIACOMINI	Yamaha YZF-R3 1'58.358
22	133 R. BATTYE	Kawasaki Ninja 300 1'58.434
23	54 H. CABUK	Kawasaki Ninja 300 1'58.541
24	23 M. BASTIANELLI	Kawasaki Ninja 300 1'58.644
25	27 F. ROVELLI	Yamaha YZF-R3 1'58.816
26	17 G. NODERER	Honda CBR500R 1'59.056
27	25 B. SANCHEZ	Yamaha YZF-R3 1'59.085
28	18 A. MURLEY	Yamaha YZF-R3 1'59.094
29	35 A. TRIGLIA	Honda CBR500R 1'59.098
30	121 K. PATOVA	Yamaha YZF-R3 1'59.380
31	7 N. SETTIMO	Yamaha YZF-R3 1'59.738
32	9 R. DOORAKKERS	Yamaha YZF-R3 1'59.856
33	71 T. EDWARDS	Kawasaki Ninja 300 1'59.925
34	130 R. FERREIRA	Yamaha YZF-R3 1'59.973
35	49 M. CARUSI	Kawasaki Ninja 300 2'00.090
36	58 T. FINOCCHIARO	Yamaha YZF-R3 2'01.080
37	53 V. GRIMOUX	Yamaha YZF-R3 2'01.641
38	19 E. ROVELLI	Yamaha YZF-R3 2'02.208
39	77 A. SIBAJA MORENO	Honda CBR500R 2'02.759

SPEED		
1	15 A. COPPOLA	Yamaha YZF-R3 190,2
2	72 O. BONOLI	KTM RC 390 R 189,2
3	6 R. SCHOTMAN	Yamaha YZF-R3 187,9
4	20 D. LOUREIRO	Yamaha YZF-R3 185,7
5	25 B. SANCHEZ	Yamaha YZF-R3 185,4
6	22 M. KALININ	Yamaha YZF-R3 185,1
7	14 E. DE LA VEGA	Yamaha YZF-R3 184,8
8	13 J. FACCO	Yamaha YZF-R3 184,8
9	75 S. DEROUE	Kawasaki Ninja 300 184,5
10	33 D. VALLE	Yamaha YZF-R3 184,2
11	87 A. LICCIARDI	Yamaha YZF-R3 183,9
12	80 A. PONTONE	Yamaha YZF-R3 183,9
13	9 R. DOORAKKERS	Yamaha YZF-R3 183,3
14	79 C. TAYLOR	Kawasaki Ninja 300 183,0
15	55 G. HENDRA	Yamaha YZF-R3 182,7
16	84 M. CARBONERA	Yamaha YZF-R3 182,7
17	2 A. CARRASCO	Kawasaki Ninja 300 182,7
18	23 M. BASTIANELLI	Kawasaki Ninja 300 182,1
19	12 A. RUSMIPUTRO	Yamaha YZF-R3 181,8
20	35 A. TRIGLIA	Honda CBR500R 181,8
21	53 V. GRIMOUX	Yamaha YZF-R3 181,5
22	121 K. PATOVA	Yamaha YZF-R3 181,5
23	42 J. JAHNIG	KTM RC 390 R 181,5
24	18 A. MURLEY	Yamaha YZF-R3 180,9
25	17 G. NODERER	Honda CBR500R 180,3
26	130 R. FERREIRA	Yamaha YZF-R3 180,3
27	81 M. GONZALEZ	Yamaha YZF-R3 179,7
28	27 F. ROVELLI	Yamaha YZF-R3 179,4
29	7 N. SETTIMO	Yamaha YZF-R3 179,1
30	88 M. PEREZ	Honda CBR500R 179,1
31	77 A. SIBAJA MORENO	Honda CBR500R 179,1
32	133 R. BATTYE	Kawasaki Ninja 300 178,0
33	28 P. GIACOMINI	Yamaha YZF-R3 178,0
34	71 T. EDWARDS	Kawasaki Ninja 300 176,8
35	41 M. GARCIA	Yamaha YZF-R3 176,6
36	49 M. CARUSI	Kawasaki Ninja 300 176,3
37	54 H. CABUK	Kawasaki Ninja 300 176,0
38	58 T. FINOCCHIARO	Yamaha YZF-R3 175,7
39	19 E. ROVELLI	Yamaha YZF-R3 173,5

SEG. 1	
1	41 M. GARCIA 29.028
2	15 A. COPPOLA 29.058
3	75 S. DEROUE 29.063
4	72 O. BONOLI 29.107
5	6 R. SCHOTMAN 29.108
6	33 D. VALLE 29.192
7	88 M. PEREZ 29.273
8	81 M. GONZALEZ 29.275
9	12 A. RUSMIPUTRO 29.329
10	42 J. JAHNIG 29.352
11	14 E. DE LA VEGA 29.379
12	22 M. KALININ 29.384
13	79 C. TAYLOR 29.409
14	20 D. LOUREIRO 29.417
15	25 B. SANCHEZ 29.440
16	84 M. CARBONERA 29.458
17	55 G. HENDRA 29.471
18	13 J. FACCO 29.472
19	2 A. CARRASCO 29.485
20	133 R. BATTYE 29.499
21	87 A. LICCIARDI 29.504
22	28 P. GIACOMINI 29.612
23	17 G. NODERER 29.679
24	23 M. BASTIANELLI 29.680
25	80 A. PONTONE 29.680
26	121 K. PATOVA 29.700
27	54 H. CABUK 29.710
28	35 A. TRIGLIA 29.718
29	18 A. MURLEY 29.725
30	27 F. ROVELLI 29.773
31	130 R. FERREIRA 29.881
32	71 T. EDWARDS 29.945
33	9 R. DOORAKKERS 29.977
34	7 N. SETTIMO 29.996
35	49 M. CARUSI 30.123
36	53 V. GRIMOUX 30.292
37	58 T. FINOCCHIARO 30.357
38	19 E. ROVELLI 30.459
39	77 A. SIBAJA MORENO 30.678

SEG. 2	
1	15 A. COPPOLA 16.791
2	6 R. SCHOTMAN 16.917
3	14 E. DE LA VEGA 16.957
4	80 A. PONTONE 16.983
5	79 C. TAYLOR 16.992
6	22 M. KALININ 17.006
7	42 J. JAHNIG 17.039
8	75 S. DEROUE 17.048
9	12 A. RUSMIPUTRO 17.062
10	33 D. VALLE 17.070
11	41 M. GARCIA 17.109
12	72 O. BONOLI 17.118
13	88 M. PEREZ 17.139
14	81 M. GONZALEZ 17.149
15	20 D. LOUREIRO 17.174
16	13 J. FACCO 17.203
17	23 M. BASTIANELLI 17.208
18	84 M. CARBONERA 17.231
19	35 A. TRIGLIA 17.260
20	25 B. SANCHEZ 17.278
21	87 A. LICCIARDI 17.285
22	55 G. HENDRA 17.301
23	2 A. CARRASCO 17.359
24	28 P. GIACOMINI 17.378
25	54 H. CABUK 17.394
26	121 K. PATOVA 17.399
27	17 G. NODERER 17.405
28	130 R. FERREIRA 17.412
29	133 R. BATTYE 17.421
30	9 R. DOORAKKERS 17.452
31	18 A. MURLEY 17.463
32	27 F. ROVELLI 17.477
33	71 T. EDWARDS 17.548
34	49 M. CARUSI 17.636
35	58 T. FINOCCHIARO 17.756
36	53 V. GRIMOUX 17.763
37	19 E. ROVELLI 17.795
38	7 N. SETTIMO 17.824
39	77 A. SIBAJA MORENO 17.970

SEG. 3	
1	15 A. COPPOLA 32.444
2	81 M. GONZALEZ 32.517
3	72 O. BONOLI 32.543
4	41 M. GARCIA 32.590
5	55 G. HENDRA 32.679
6	6 R. SCHOTMAN 32.703
7	33 D. VALLE 32.725
8	14 E. DE LA VEGA 32.726
9	12 A. RUSMIPUTRO 32.738
10	88 M. PEREZ 32.842
11	13 J. FACCO 32.889
12	75 S. DEROUE 32.890
13	22 M. KALININ 32.894
14	84 M. CARBONERA 32.935
15	87 A. LICCIARDI 32.958
16	80 A. PONTONE 33.059
17	133 R. BATTYE 33.071
18	25 B. SANCHEZ 33.095
19	20 D. LOUREIRO 33.112
20	79 C. TAYLOR 33.118
21	54 H. CABUK 33.136
22	18 A. MURLEY 33.140
23	130 R. FERREIRA 33.164
24	2 A. CARRASCO 33.171
25	35 A. TRIGLIA 33.209
26	27 F. ROVELLI 33.262
27	42 J. JAHNIG 33.270
28	7 N. SETTIMO 33.308
29	17 G. NODERER 33.319
30	28 P. GIACOMINI 33.337
31	121 K. PATOVA 33.358
32	71 T. EDWARDS 33.359
33	23 M. BASTIANELLI 33.397
34	49 M. CARUSI 33.678
35	9 R. DOORAKKERS 33.736
36	53 V. GRIMOUX 33.955
37	58 T. FINOCCHIARO 33.994
38	19 E. ROVELLI 34.287
39	77 A. SIBAJA MORENO 34.539

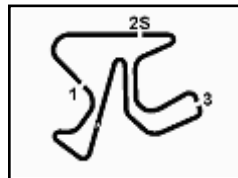
SEG. 4	
1	72 O. BONOLI 37.283
2	81 M. GONZALEZ 37.333
3	55 G. HENDRA 37.354
4	84 M. CARBONERA 37.394
5	14 E. DE LA VEGA 37.416
6	15 A. COPPOLA 37.435
7	41 M. GARCIA 37.455
8	33 D. VALLE 37.498
9	6 R. SCHOTMAN 37.553
10	12 A. RUSMIPUTRO 37.558
11	75 S. DEROUE 37.589
12	42 J. JAHNIG 37.717
13	20 D. LOUREIRO 37.741
14	22 M. KALININ 37.756
15	13 J. FACCO 37.779
16	23 M. BASTIANELLI 37.808
17	2 A. CARRASCO 37.845
18	25 B. SANCHEZ 37.896
19	88 M. PEREZ 37.912
20	27 F. ROVELLI 38.013
21	121 K. PATOVA 38.019
22	28 P. GIACOMINI 38.020
23	79 C. TAYLOR 38.029
24	87 A. LICCIARDI 38.031
25	54 H. CABUK 38.041
26	80 A. PONTONE 38.065
27	9 R. DOORAKKERS 38.220
28	133 R. BATTYE 38.290
29	17 G. NODERER 38.417
30	49 M. CARUSI 38.418
31	35 A. TRIGLIA 38.507
32	18 A. MURLEY 38.523
33	7 N. SETTIMO 38.594
34	130 R. FERREIRA 38.598
35	53 V. GRIMOUX 38.718
36	71 T. EDWARDS 38.812
37	58 T. FINOCCHIARO 38.844
38	19 E. ROVELLI 39.263
39	77 A. SIBAJA MORENO 39.384

20/10/2017

These data/results cannot be reproduced, stored and/or transmitted in whole or in part by any manner of electronic, mechanical, photocopying, recording, broadcasting or otherwise now known or herein after developed without the previous express consent by the copyright owner, except for reproduction in daily press and regular printed publications on sale to the public within 60 days of the event related to those data/results and always provided that copyright symbol appears together as follows below.

© DORNA WSBK ORGANIZATION Srl 2017





Spanish Round, 20-21-22 October 2017

World Supersport 300 - Ideal Times Free Practice 1st Session

Jerez 4.423 m

1 / 2

Rider No.	Nat	Bike	Seg. 1 Diff. 1	Seg. 2 Diff. 2	Seg. 3 Diff. 3	Seg. 4 Diff. 4	Ideal Time			
							Best Lap	Pos.	Diff.	
1	15 A. COPPOLA	ITA	Yamaha YZF-R3	29.058 0.176	16.791 0.161	32.444	37.435 0.007	1'55.728 1'56.072	1	0.344
2	72 O. BONOLI	ITA	KTM RC 390 R	29.107 0.024	17.118 0.131	32.543	37.283	1'56.051 1'56.206	2	0.155
3	41 M. GARCIA	ESP	Yamaha YZF-R3	29.028	17.109 0.238	32.590 0.159	37.455 0.163	1'56.182 1'56.742	6	0.560
4	81 M. GONZALEZ	ESP	Yamaha YZF-R3	29.275 0.017	17.149	32.517 0.429	37.333	1'56.274 1'56.720	5	0.446
5	6 R. SCHOTMAN	NED	Yamaha YZF-R3	29.108 0.154	16.917 0.170	32.703 0.230	37.553	1'56.281 1'56.835	7	0.554
6	14 E. DE LA VEGA	FRA	Yamaha YZF-R3	29.379	16.957	32.726	37.416 0.361	1'56.478 1'56.839	8	0.361
7	33 D. VALLE	ESP	Yamaha YZF-R3	29.192 0.156	17.070 0.092	32.725 0.073	37.498 0.086	1'56.485 1'56.892	9	0.407
8	75 S. DEROUE	NED	Kawasaki Ninja 300	29.063	17.048 0.068	32.890	37.589	1'56.590 1'56.658	3	0.068
9	12 A. RUSMIPUTRO	INA	Yamaha YZF-R3	29.329	17.062	32.738	37.558	1'56.687 1'56.687	4	
10	55 G. HENDRA	INA	Yamaha YZF-R3	29.471 0.172	17.301 0.005	32.679	37.354 0.160	1'56.805 1'57.142	11	0.337
11	84 M. CARBONERA	ITA	Yamaha YZF-R3	29.458	17.231 0.003	32.935 0.101	37.394	1'57.018 1'57.122	10	0.104
12	22 M. KALININ	UKR	Yamaha YZF-R3	29.384 0.154	17.006 0.288	32.894	37.756 0.172	1'57.040 1'57.654	14	0.614
13	88 M. PEREZ	ESP	Honda CBR500R	29.273	17.139	32.842	37.912	1'57.166 1'57.166	12	
14	13 J. FACCO	ITA	Yamaha YZF-R3	29.472	17.203	32.889	37.779 0.844	1'57.343 1'58.187	20	0.844
15	42 J. JAHNIG	GER	KTM RC 390 R	29.352 0.353	17.039 0.270	33.270 0.039	37.717 0.114	1'57.378 1'58.154	19	0.776
16	20 D. LOUREIRO	RSA	Yamaha YZF-R3	29.417	17.174	33.112 0.266	37.741 0.044	1'57.444 1'57.754	15	0.310
17	79 C. TAYLOR	GBR	Kawasaki Ninja 300	29.409	16.992	33.118	38.029	1'57.548 1'57.548	13	
18	25 B. SÁNCHEZ	ESP	Yamaha YZF-R3	29.440 0.167	17.278 0.161	33.095 0.332	37.896 0.716	1'57.709 1'59.085	27	1.376
19	87 A. LICCIARDI	BEL	Yamaha YZF-R3	29.504	17.285	32.958 0.048	38.031	1'57.778 1'57.826	16	0.048
20	80 A. PONTONE	ITA	Yamaha YZF-R3	29.680 0.112	16.983 0.091	33.059	38.065 0.101	1'57.787 1'58.091	17	0.304
21	2 A. CARRASCO	ESP	Kawasaki Ninja 300	29.485 0.059	17.359	33.171 0.113	37.845 0.076	1'57.860 1'58.108	18	0.248
22	23 M. BASTIANELLI	ITA	Kawasaki Ninja 300	29.680 0.299	17.208 0.012	33.397 0.064	37.808 0.176	1'58.093 1'58.644	24	0.551
23	54 H. CABUK	TUR	Kawasaki Ninja 300	29.710 0.260	17.394	33.136	38.041	1'58.281 1'58.541	23	0.260
24	133 R. BATTYE	AUS	Kawasaki Ninja 300	29.499	17.421	33.071 0.078	38.290 0.075	1'58.281 1'58.434	22	0.153
25	28 P. GIACOMINI	ITA	Yamaha YZF-R3	29.612	17.378 0.011	33.337	38.020	1'58.347 1'58.358	21	0.011
26	121 K. PATOVA	FIN	Yamaha YZF-R3	29.700 0.623	17.399 0.062	33.358 0.219	38.019	1'58.476 1'59.380	30	0.904
27	27 F. ROVELLI	ITA	Yamaha YZF-R3	29.773	17.477 0.071	33.262 0.220	38.013	1'58.525 1'58.816	25	0.291
28	35 A. TRIGLIA	ITA	Honda CBR500R	29.718 0.404	17.260	33.209	38.507	1'58.694 1'59.098	29	0.404
29	17 G. NODERER	GER	Honda CBR500R	29.679	17.405	33.319 0.231	38.417 0.005	1'58.820 1'59.056	26	0.236
30	18 A. MURLEY	GBR	Yamaha YZF-R3	29.725	17.463 0.037	33.140 0.206	38.523	1'58.851 1'59.094	28	0.243
31	130 R. FERREIRA	BRA	Yamaha YZF-R3	29.881 0.560	17.412 0.349	33.164	38.598 0.009	1'59.055 1'59.973	34	0.918

20/10/2017

These data/results cannot be reproduced, stored and/or transmitted in whole or in part by any manner of electronic, mechanical, photocopying, recording, broadcasting or otherwise now known or herein after developed without the previous express consent by the copyright owner, except for reproduction in daily press and regular printed publications on sale to the public within 60 days of the event related to those data/results and always provided that copyright symbol appears together as follows below.

© DORNA WSBK ORGANIZATION Srl 2017

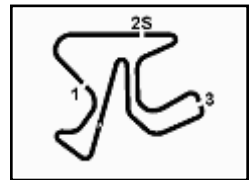
FICR PERUGIA TIMING



Official Tyre Supplier



Official Timekeeper



Spanish Round, 20-21-22 October 2017

World Supersport 300 - Ideal Times Free Practice 1st Session

Jerez 4.423 m
2 / 2

Rider No.	Nat	Bike	Seg. 1 Diff. 1	Seg. 2 Diff. 2	Seg. 3 Diff. 3	Seg. 4 Diff. 4	Ideal Time			
							Best Lap	Pos.	Diff.	
32	9 R. DOORAKKERS	NED	Yamaha YZF-R3	29.977 0.237	17.452 0.234	33.736	38.220	1'59.385 1'59.856	32	0.471
33	71 T. EDWARDS	AUS	Kawasaki Ninja 300	29.945	17.548	33.359	38.812 0.261	1'59.664 1'59.925	33	0.261
34	7 N. SETTIMO	ITA	Yamaha YZF-R3	29.996	17.824 0.016	33.308	38.594	1'59.722 1'59.738	31	0.016
35	49 M. CARUSI	ITA	Kawasaki Ninja 300	30.123 0.175	17.636 0.060	33.678	38.418	1'59.855 2'00.090	35	0.235
36	53 V. GRIMOUX	FRA	Yamaha YZF-R3	30.292 0.187	17.763	33.955 0.478	38.718 0.248	2'00.728 2'01.641	37	0.913
37	58 T. FINOCCHIARO	GBR	Yamaha YZF-R3	30.357 0.041	17.756 0.088	33.994	38.844	2'00.951 2'01.080	36	0.129
38	19 E. ROVELLI	ITA	Yamaha YZF-R3	30.459 0.078	17.795 0.081	34.287 0.054	39.263 0.191	2'01.804 2'02.208	38	0.404
39	77 A. SIBAJA MORENO	ESP	Honda CBR500R	30.678	17.970 0.032	34.539	39.384 0.156	2'02.571 2'02.759	39	0.188
Overall Ideal Time				29.028	16.791	32.444	37.283	1'55.546		

20/10/2017

These data/results cannot be reproduced, stored and/or transmitted in whole or in part by any manner of electronic, mechanical, photocopying, recording, broadcasting or otherwise now known or herein after developed without the previous express consent by the copyright owner, except for reproduction in daily press and regular printed publications on sale to the public within 60 days of the event related to those data/results and always provided that copyright symbol appears together as follows below.

© DORNA WSBK ORGANIZATION Srl 2017

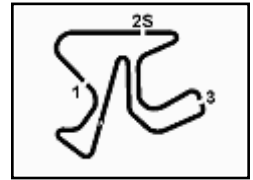
FKR PERUGIA TIMING



Official Tyre Supplier



Official Timekeeper



Spanish Round, 20-21-22 October 2017

World Supersport 300 - Chronological Analysis Free Practice 1st Session

Jerez 4.423 m

1 / 6

1° 15 A. COPPOLA (1'56.072)

Lap	Seg.1	Seg.2	Seg.3	Seg.4	Lap Time	km/h	Local Time
12:15'23.717							
1	40.352	19.233	40.134	47.358	2'27.077P	170,6	12:17'50.794
2	30.439	17.460	34.046	38.356	2'00.301	178,6	12:19'51.095
3	29.705	17.311	33.165	37.743	1'57.924	176,8	12:21'49.019
4	29.721	17.086	33.608	37.785	1'58.200	184,8	12:23'47.219
5	29.257	16.828	33.401	38.300	1'57.786	190,2	12:25'45.005
6	29.234	16.952	32.444	37.442	1'56.072	182,7	12:27'41.077
7	29.345	17.400	34.981	5'17.472	6'39.198P	165,5	12:34'20.275
8	36.163	17.556	33.824	38.093	2'05.636P	174,9	12:36'25.911
9	30.139	17.407	34.433	37.435	1'59.414	175,4	12:38'25.325
10	29.281	16.791	33.060	37.912	1'57.044	185,7	12:40'22.369
11	29.058	17.453	32.731	37.755	1'56.997	180,6	12:42'19.366
12	29.736	17.478	37.177	37.679	2'02.070	173,0	12:44'21.436
13	29.465	17.270	33.284	38.704	1'58.723	184,8	12:46'20.159

12	29.705	17.408	33.062	37.899	1'58.074	177,1	12:41'18.160
13	29.483	17.281	32.925	39.943	1'59.632	178,8	12:43'17.792
14	29.329	17.062	32.738	37.558	1'56.687	181,8	12:45'14.479

5° 81 M. GONZALEZ (1'56.720)

Lap	Seg.1	Seg.2	Seg.3	Seg.4	Lap Time	km/h	Local Time
12:16'21.099							
1	35.811	18.207	34.181	38.725	2'06.924P	173,3	12:18'28.023
2	29.770	17.375	33.074	37.945	1'58.164	179,7	12:20'26.187
3	30.050	17.368	33.457	38.412	1'59.287	176,0	12:22'25.474
4	29.392	17.229	32.517	5'15.974	6'35.112P	179,4	12:29'00.586
5	35.852	17.917	33.388	38.195	2'05.352P	173,8	12:31'05.938
6	29.852	17.420	33.199	37.974	1'58.445	175,7	12:33'04.383
7	29.688	17.417	33.551	38.151	1'58.807	173,8	12:35'03.190
8	29.292	17.149	32.946	37.333	1'56.720	179,7	12:36'59.910
9	29.593	17.250	32.708	38.967	1'58.518	179,4	12:38'58.428
10	29.679	17.999	34.571	39.014	2'01.263	152,9	12:40'59.691
11	29.567	17.418	36.976	38.111	2'02.072	176,0	12:43'01.763
12	29.275	17.220	33.462	37.678	1'57.635	177,7	12:44'59.398
13	29.455	17.328	32.937	37.701	1'57.421	175,7	12:46'56.819

2° 72 O. BONOLI (1'56.206)

Lap	Seg.1	Seg.2	Seg.3	Seg.4	Lap Time	km/h	Local Time
12:15'11.677							
1	40.195	22.614	48.446	49.141	2'40.396P	107,5	12:17'52.073
2	30.735	17.410	33.256	37.835	1'59.236	189,2	12:19'51.309
3	29.632	17.118	33.360	37.534	1'57.644	186,0	12:21'48.953
4	29.358	17.302	32.820	37.540	1'57.020	180,3	12:23'45.973
5	29.331	17.189	32.573	36.991	1'56.084C	183,6	12:25'42.057
6	29.234	17.231	32.684	37.319	1'56.468	181,2	12:27'38.525
7	30.190	19.505	34.312	6'22.154	7'46.161P	179,4	12:35'24.686
8	54.007	21.615	40.402	41.844	2'37.868P	124,7	12:38'02.554
9	29.650	17.303	32.932	37.390	1'57.275	183,3	12:39'59.829
10	29.208	17.221	32.711	37.560	1'56.700	182,7	12:41'56.529
11	29.131	17.249	32.543	37.283	1'56.206	180,9	12:43'52.735
12	29.107	17.163	32.668	37.440	1'56.378	183,0	12:45'49.113

6° 41 M. GARCIA (1'56.742)

Lap	Seg.1	Seg.2	Seg.3	Seg.4	Lap Time	km/h	Local Time
12:16'18.908							
1	35.244	18.439	36.061	39.087	2'08.831P	156,6	12:18'27.739
2	29.815	17.333	33.223	38.009	1'58.380	173,3	12:20'26.119
3	29.421	17.318	32.915	37.823	1'57.477	173,5	12:22'23.596
4	29.346	17.248	32.828	37.956	1'57.378	175,2	12:24'20.974
5	31.030	17.859	33.607	39.071	2'01.567	170,1	12:26'22.541
6	29.356	17.374	32.785	37.468	1'56.983	175,2	12:28'19.524
7	29.028	17.347	32.749	37.618	1'56.742	173,8	12:30'16.266
8	30.419	17.540	32.954	1'55.684	3'16.597P	174,1	12:33'32.863
9	40.819	26.092	48.276	46.292	2'41.479P	109,1	12:36'14.342
10	29.267	20.292	34.939	38.423	2'02.921	147,1	12:38'17.263
11	29.321	17.213	32.783	37.455	1'56.772	175,7	12:40'14.035
12	29.110	17.220	37.631	44.618	2'08.579	175,7	12:42'22.614
13	29.370	17.109	32.590	37.744	1'56.813	176,6	12:44'19.427
14	29.329	17.218	38.345	39.984	2'04.876	174,1	12:46'24.303

3° 75 S. DEROUE (1'56.658)

Lap	Seg.1	Seg.2	Seg.3	Seg.4	Lap Time	km/h	Local Time
12:16'26.002							
1	37.306	18.987	36.398	40.369	2'13.060P	174,6	12:18'39.062
2	31.590	18.097	34.918	39.491	2'04.096	177,4	12:20'43.158
3	30.544	17.875	33.880	38.441	2'00.740	176,6	12:22'43.898
4	29.936	17.848	33.713	38.297	1'59.794	177,4	12:24'43.692
5	29.853	17.543	33.831	38.482	1'59.709	177,4	12:26'43.401
6	29.671	17.611	33.577	3'01.894	4'22.753P	176,8	12:31'06.154
7	34.043	17.592	33.596	39.116	2'04.347P	178,6	12:33'10.501
8	29.848	17.433	33.362	38.146	1'58.789	175,7	12:35'09.290
9	29.686	17.532	33.520	47.915	2'08.653	176,3	12:37'17.943
10	29.408	17.048	33.077	37.874	1'57.407	184,5	12:39'15.350
11	29.502	17.520	34.565	38.799	2'00.386	178,6	12:41'15.736
12	29.219	17.261	33.169	41.858	2'01.507	177,7	12:43'17.243
13	29.063	17.116	32.890	37.589	1'56.658	180,0	12:45'13.901

7° 6 R. SCHOTMAN (1'56.835)

Lap	Seg.1	Seg.2	Seg.3	Seg.4	Lap Time	km/h	Local Time
12:15'36.274							
1	39.376	17.992	35.608	39.359	2'12.335P	176,6	12:17'48.609
2	30.300	17.655	34.185	38.498	2'00.638	174,9	12:19'49.247
3	29.977	17.329	33.643	38.599	1'59.548	177,1	12:21'48.795
4	29.699	17.195	33.348	37.635	1'57.877	182,1	12:23'46.672
5	29.701	16.917	33.046	37.816	1'57.480	184,8	12:25'44.152
6	29.529	17.156	33.020	37.902	1'57.607	179,1	12:27'41.759
7	29.108	17.034	33.146	37.860	1'57.148	181,8	12:29'38.907
8	29.694	17.886	36.944	44.445	2'08.969	147,3	12:31'47.876
9	29.342	17.237	33.564	1'14.291	2'34.434P	180,0	12:34'22.310
10	34.672	17.508	33.929	38.194	2'04.303P	173,8	12:36'26.613
11	29.622	17.266	32.915	37.772	1'57.575	177,7	12:38'24.188
12	29.406	17.454	32.703	37.643	1'57.206	178,0	12:40'21.394
13	29.262	17.087	32.933	37.553	1'56.835	178,6	12:42'18.229
14	34.913	17.398	33.395	37.700	2'03.406	182,7	12:44'21.635
15	29.457	17.194	32.950	37.692	1'57.293	187,9	12:46'18.928

4° 12 A. RUSMIPUTRO (1'56.687)

Lap	Seg.1	Seg.2	Seg.3	Seg.4	Lap Time	km/h	Local Time
12:15'44.839							
1	43.016	23.523	49.484	48.877	2'44.900P	117,2	12:18'29.739
2	30.391	17.670	33.805	39.080	2'00.946	172,7	12:20'30.685
3	30.197	17.693	33.337	38.631	1'59.858	172,7	12:22'30.543
4	30.024	17.642	33.255	38.194	1'59.115	171,6	12:24'29.658
5	30.286	17.886	34.850	39.429	2'02.451	175,2	12:26'32.109
6	30.110	18.545	35.357	40.492	2'04.504	159,5	12:28'36.613
7	36.319	28.295	55.637	49.388	2'49.639	86,2	12:31'26.252
8	29.861	17.529	33.294	38.260	1'58.944	176,6	12:33'25.196
9	29.799	17.518	33.083	37.924	1'58.324	174,6	12:35'23.520
10	29.764	17.547	33.123	38.123	1'58.557	174,6	12:37'22.077
11	29.615	17.531	33.086	37.777	1'58.009	174,9	12:39'20.086

8° 14 E. DE LA VEGA (1'56.839)

Lap	Seg.1	Seg.2	Seg.3	Seg.4	Lap Time	km/h	Local Time
12:15'30.381							
1	37.171	18.693	37.734	47.216	2'20.814P	171,1	12:17'51.195
2	30.452	17.446	34.560	38.490	2'00.948	180,0	12:19'52.143
3	30.606	17.507	33.745	38.570	2'00.428	184,8	12:21'52.571

20/10/2017

P = Pits In/Out - C = Lap-Time Cancelled

These data/results cannot be reproduced, stored and/or transmitted in whole or in part by any manner of electronic, mechanical, photocopying, recording, broadcasting or otherwise now known or herein after developed without the previous express consent by the copyright owner, except for reproduction in daily press and regular printed publications on sale to the public within 60 days of the event related to those data/results and always provided that copyright symbol appears together as follows below.

© DORNA WSBK ORGANIZATION Srl 2017

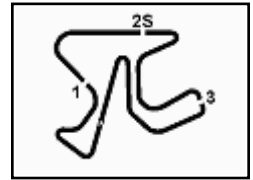
FKR PERUGIA TIMING



Official Tyre Supplier



Official Timekeeper



Spanish Round, 20-21-22 October 2017

World Supersport 300 - Chronological Analysis Free Practice 1st Session

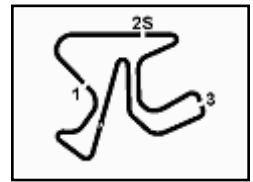
								12° 88 M. PEREZ (1'57.166)							
Lap	Seg.1	Seg.2	Seg.3	Seg.4	Lap Time	km/h	Local Time	Lap	Seg.1	Seg.2	Seg.3	Seg.4	Lap Time	km/h	Local Time
4	29.736	17.337	33.185	38.522	1'58.780	178,6	12:23'51.351	1	41.380	19.515	36.567	40.255	2'17.717P	169,3	12:17'21.787
5	29.814	17.236	33.417	37.929	1'58.396	181,5	12:25'49.747	2	30.724	17.885	33.920	38.935	2'01.464	174,9	12:19'23.251
6	29.924	17.464	33.264	37.503	1'58.155	178,0	12:27'47.902	3	30.186	17.647	33.736	38.639	2'00.208	176,3	12:21'23.459
7	29.680	17.360	33.222	38.000	1'58.262	177,4	12:29'46.164	4	29.801	17.486	33.197	38.117	1'58.601	177,4	12:23'22.060
8	29.770	17.432	33.219	37.937	1'58.358	175,2	12:31'44.522	5	29.562	17.309	32.896	38.221	1'57.988	179,1	12:25'20.048
9	34.229	17.132	33.383	1'12.230	2'36.974P	178,0	12:34'21.496	6	30.430	19.080	34.440	5'30.556	6'54.506P	176,3	12:32'14.554
10	35.143	17.491	33.910	38.041	2'04.585P	177,1	12:36'26.081	7	39.299	22.769	50.602	53.629	2'46.299P	95,9	12:35'00.853
11	30.079	17.458	33.122	37.532	1'58.191	178,3	12:38'24.272	8	29.567	17.344	33.195	38.132	1'58.238	177,7	12:36'59.091
12	29.583	17.295	32.894	37.416	1'57.188	180,9	12:40'21.460	9	29.649	17.466	33.049	39.918	2'00.082	176,8	12:38'59.173
13	29.379	16.957	32.726	37.777	1'56.839	180,6	12:42'18.299	10	33.532	17.936	33.437	39.526	2'04.431	172,4	12:41'03.604
14	34.175	17.410	33.103	38.138	2'02.826	179,4	12:44'21.125	11	29.273	17.139	32.842	37.912	1'57.166	179,1	12:43'00.770
15	29.587	17.879	34.724	38.307	2'00.497	179,1	12:46'21.622	12	29.539	17.526	37.416	38.968	2'03.449	174,9	12:45'04.219
								13° 79 C. TAYLOR (1'57.548)							
Lap	Seg.1	Seg.2	Seg.3	Seg.4	Lap Time	km/h	Local Time	Lap	Seg.1	Seg.2	Seg.3	Seg.4	Lap Time	km/h	Local Time
1	36.049	18.425	35.098	39.098	2'08.670P	171,9	12:18'28.215	1	41.342	19.417	36.922	41.610	2'19.291P	169,5	12:17'56.259
2	29.894	17.261	33.430	38.295	1'58.880	180,9	12:20'27.095	2	33.103	17.991	34.599	40.173	2'05.866	176,6	12:20'02.125
3	29.317	17.218	33.074	37.976	1'57.585	178,8	12:22'24.680	3	30.903	17.757	34.259	39.062	2'01.981	176,6	12:22'04.106
4	29.423	17.422	32.791	37.904	1'57.540	176,8	12:24'22.220	4	30.416	17.692	33.573	38.276	1'59.957	175,2	12:24'04.063
5	29.873	17.441	33.146	38.233	1'58.693	176,0	12:26'20.913	5	29.886	17.513	33.688	1'35.636	2'56.723P	176,3	12:27'00.786
6	29.682	17.558	33.157	38.244	1'58.641	176,0	12:28'19.554	6	40.762	19.240	36.125	39.017	2'15.144P	164,5	12:29'15.930
7	29.348	17.162	32.798	37.584	1'56.892	179,7	12:30'16.446	7	30.037	17.447	33.462	38.470	1'59.416	176,3	12:31'15.346
8	30.448	17.443	33.083	1'55.812	3'16.786P	178,8	12:33'33.232	8	29.954	17.452	33.258	38.413	1'59.077	177,1	12:33'14.423
9	40.191	26.587	47.310	47.424	2'41.512P	111,5	12:36'14.744	9	29.550	17.330	33.250	38.064	1'58.194	178,6	12:35'12.617
10	29.323	17.688	37.458	38.124	2'02.593	174,1	12:38'17.337	10	29.409	16.992	33.118	38.029	1'57.548	182,4	12:37'10.165
11	29.582	17.203	32.725	37.498	1'57.008	183,3	12:40'14.345	11	30.001	22.258	33.654	39.353	2'05.266	168,8	12:39'15.431
12	29.192	17.070	33.112	38.151	1'57.525	183,0	12:42'11.870	12	29.725	17.278	33.232	38.092	1'58.327	183,0	12:41'13.758
13	40.277	17.758	32.913	38.211	2'09.159	184,2	12:44'21.029	13	30.266	18.804	33.171	38.877	2'01.118	179,7	12:43'14.876
14	29.584	17.371	33.416	37.640	1'58.011	175,7	12:46'19.040	14	29.508	17.191	33.140	38.183	1'58.022	178,6	12:45'12.898
								14° 22 M. KALININ (1'57.654)							
Lap	Seg.1	Seg.2	Seg.3	Seg.4	Lap Time	km/h	Local Time	Lap	Seg.1	Seg.2	Seg.3	Seg.4	Lap Time	km/h	Local Time
1	39.643	19.690	36.059	40.232	2'15.624P	167,7	12:17'28.884	1	41.770	18.197	36.558	40.686	2'17.211P	174,6	12:17'51.759
2	30.498	17.701	33.919	38.144	2'00.262	176,3	12:19'29.146	2	30.519	17.505	34.170	38.532	2'00.726	178,6	12:19'52.485
3	30.033	17.493	33.214	37.912	1'58.652	175,4	12:21'27.798	3	30.379	17.621	33.711	38.504	2'00.215	183,6	12:21'52.700
4	30.556	17.380	33.489	38.787	2'00.212	180,0	12:23'28.010	4	29.907	17.249	33.217	38.154	1'58.527	182,4	12:23'51.227
5	29.897	17.566	33.434	38.115	1'59.012	180,3	12:25'27.022	5	29.857	17.292	33.232	37.902	1'58.283	179,7	12:25'49.510
6	29.989	17.723	33.432	38.417	1'59.561	174,1	12:27'26.583	6	30.139	17.613	33.618	38.060	1'59.430	183,3	12:27'48.940
7	33.704	20.384	37.982	40.627	2'12.697	149,2	12:29'39.280	7	29.405	17.364	33.123	38.288	1'58.180	178,0	12:29'47.120
8	30.204	17.458	33.235	37.908	1'58.805	177,4	12:31'38.085	8	29.565	17.426	33.043	37.756	1'57.790	176,8	12:31'44.910
9	30.142	18.378	35.471	1'18.018	2'42.009P	169,8	12:34'20.094	9	30.697	17.722	38.147	1'11.261	2'37.827P	170,3	12:34'22.737
10	36.048	17.961	34.105	38.116	2'06.230P	172,2	12:36'26.324	10	34.325	17.572	34.023	38.259	2'04.179P	171,4	12:36'26.916
11	30.075	17.335	33.236	37.542	1'58.188	182,7	12:38'24.512	11	29.639	17.297	33.474	38.153	1'58.563	182,7	12:38'25.479
12	29.458	17.234	33.036	37.394	1'57.122	181,8	12:40'21.634	12	29.416	17.006	33.466	37.882	1'57.770	183,9	12:40'23.249
13	29.662	17.733	32.935	37.795	1'58.125	182,4	12:42'19.759	13	29.538	17.294	32.894	37.928	1'57.654	179,1	12:42'20.903
14	29.696	17.233	33.236	38.179	1'58.344	180,0	12:44'18.103	14	32.443	17.308	33.689	37.873	2'01.313	182,4	12:44'22.216
								15° 20 D. LOUREIRO (1'57.754)							
Lap	Seg.1	Seg.2	Seg.3	Seg.4	Lap Time	km/h	Local Time	Lap	Seg.1	Seg.2	Seg.3	Seg.4	Lap Time	km/h	Local Time
1	36.274	18.291	38.416	47.455	2'20.436P	178,6	12:17'52.143	1	38.905	18.517	36.543	40.485	2'14.450P	175,7	12:17'43.675
2	30.522	17.465	34.002	38.411	2'00.400	181,8	12:19'52.543	2	30.659	17.792	34.303	39.422	2'02.176	176,6	12:19'45.851
3	30.172	17.426	33.645	37.978	1'59.221	182,7	12:21'51.764	3	30.035	17.537	33.519	38.165	1'59.256	177,7	12:21'45.107
4	29.624	17.428	33.130	38.241	1'58.423	178,8	12:23'50.187	4	29.579	17.326	34.028	38.059	1'58.992	179,1	12:23'44.099
5	29.643	17.306	32.679	37.514	1'57.142	180,9	12:25'47.329	5	29.792	17.610	33.236	37.952	1'58.590	177,4	12:25'42.689
6	29.471	17.843	32.834	37.628	1'57.776	178,6	12:27'45.105	6	29.746	17.505	33.112	37.741	1'58.104	179,1	12:27'40.793
7	37.682	18.193	35.678	6'28.056	7'59.609P	171,6	12:35'44.714	7	29.522	17.402	33.818	37.871	1'58.613C	178,0	12:29'39.406
8	40.047	17.776	35.233	37.973	2'11.029P	176,8	12:37'55.743	8	29.683	17.179	33.245	37.879	1'57.986	179,1	12:31'37.392
9	29.603	17.301	33.080	37.633	1'57.617	181,8	12:39'53.360								
10	30.892	17.649	33.823	38.047	2'00.411	175,7	12:41'53.771								
11	29.711	17.380	32.956	37.878	1'57.925	177,1	12:43'51.696								
12	29.557	17.496	33.108	37.354	1'57.515	175,4	12:45'49.211								

20/10/2017 P = Pits In/Out - C = Lap-Time Cancelled

These data/results cannot be reproduced, stored and/or transmitted in whole or in part by any manner of electronic, mechanical, photocopying, recording, broadcasting or otherwise now known or herein after developed without the previous express consent by the copyright owner, except for reproduction in daily press and regular printed publications on sale to the public within 60 days of the event related to those data/results and always provided that copyright symbol appears together as follows below.

© DORNA WSBK ORGANIZATION Srl 2017





Spanish Round, 20-21-22 October 2017

World Supersport 300 - Chronological Analysis Free Practice 1st Session

Jerez 4.423 m

3 / 6

Lap	Seg.1	Seg.2	Seg.3	Seg.4	Lap Time	km/h	Local Time
9	29.653	17.594	33.231	38.005	1'58.483	174,6	12:33'35.875
10	35.203	23.149	45.582	2'54.354	4'38.288P	115,6	12:38'14.163
11	33.403	17.228	33.137	38.008	2'01.776P	183,0	12:40'15.939
12	29.450	17.299	33.501	37.747	1'57.997	181,8	12:42'13.936
13	39.148	17.750	33.311	37.878	2'08.087	185,7	12:44'22.023
14	29.417	17.174	33.378	37.785	1'57.754	184,8	12:46'19.777
16° 87 A. LICCIARDI (1'57.826)							
Lap	Seg.1	Seg.2	Seg.3	Seg.4	Lap Time	km/h	Local Time
1	41.951	18.640	35.286	40.300	2'16.177P	169,0	12:19'15.292
2	31.010	17.992	34.325	39.085	2'02.412	171,4	12:21'17.704
3	30.226	17.902	34.235	39.235	2'01.598	173,3	12:23'19.302
4	30.341	17.926	34.462	38.647	2'01.376	172,2	12:25'20.678
5	30.144	18.029	34.087	2'27.833	3'50.093P	171,9	12:29'10.771
6	35.944	18.098	33.699	39.178	2'06.919P	172,7	12:31'17.690
7	29.910	17.924	33.396	38.601	1'59.831	172,7	12:33'17.521
8	29.779	17.663	33.508	39.131	2'00.081	175,4	12:35'17.602
9	30.023	17.824	34.329	39.132	2'01.308	170,8	12:37'18.910
10	29.746	17.766	33.091	38.123	1'58.726	174,6	12:39'17.636
11	29.704	17.652	33.356	38.170	1'58.882	176,3	12:41'16.518
12	29.584	17.552	32.958	40.803	2'00.897	183,9	12:43'17.415
13	29.504	17.285	33.006	38.031	1'57.826	177,7	12:45'15.241
20° 13 J. FACCO (1'58.187)							
Lap	Seg.1	Seg.2	Seg.3	Seg.4	Lap Time	km/h	Local Time
1	44.671	25.161	40.501	44.524	2'34.857P	130,8	12:15'13.408
2	31.279	17.832	35.600	38.808	2'03.519	175,7	12:19'51.784
3	30.530	17.514	33.783	39.050	2'00.877	176,0	12:21'52.661
4	30.269	17.399	33.389	37.875	1'58.932	180,6	12:23'51.593
5	29.727	17.235	33.408	37.890	1'58.260	184,8	12:25'49.853
6	30.101	17.577	33.446	38.120	1'59.244	184,8	12:27'49.097
7	29.544	17.532	33.414	38.110	1'58.600	180,9	12:29'47.697
8	29.665	17.322	33.408	37.936	1'58.331	181,2	12:31'46.028
9	29.960	18.205	34.707	3'36.912	4'59.784P	153,4	12:36'45.812
10	45.664	17.563	36.956	41.397	2'21.580P	178,0	12:39'07.392
11	32.418	23.435	37.787	37.779	2'11.419	89,5	12:41'18.811
12	29.472	17.203	32.889	38.623	1'58.187	180,9	12:43'16.998
13	31.389	17.399	33.121	37.789	1'59.698	178,8	12:45'16.696
21° 28 P. GIACOMINI (1'58.358)							
Lap	Seg.1	Seg.2	Seg.3	Seg.4	Lap Time	km/h	Local Time
1	41.151	19.361	37.224	40.632	2'18.368P	170,1	12:17'23.772
2	30.936	17.901	34.618	39.009	2'02.464	177,4	12:19'26.236
3	30.361	17.843	34.192	38.678	2'01.074	173,5	12:21'27.310
4	29.868	17.776	33.944	38.709	2'00.297	174,9	12:23'27.607
5	30.129	18.028	33.665	3'25.914	4'47.736P	176,6	12:28'15.343
6	38.011	18.919	42.751	46.673	2'26.354P	148,4	12:30'41.697
7	31.097	17.916	34.421	38.923	2'02.357	173,0	12:32'44.054
8	29.849	17.844	34.411	38.872	2'00.976	172,2	12:34'45.030
9	39.373	22.272	35.219	38.303	2'15.167	128,6	12:37'00.197
10	29.822	17.378	33.349	38.134	1'58.683	178,0	12:38'58.880
11	29.838	17.560	34.015	38.748	2'00.161	173,8	12:40'59.041
12	30.808	17.617	36.213	38.747	2'03.385	174,3	12:43'02.426
13	29.612	17.389	33.337	38.020	1'58.358	175,4	12:45'00.784
22° 133 R. BATTYE (1'58.434)							
Lap	Seg.1	Seg.2	Seg.3	Seg.4	Lap Time	km/h	Local Time
1	44.172	22.153	42.062	44.736	2'33.123P	154,0	12:15'23.218
2	33.143	18.400	36.075	41.110	2'08.728	174,3	12:20'05.069
3	31.575	18.243	35.129	40.332	2'05.279	171,4	12:22'10.348
4	30.634	17.955	34.482	39.263	2'02.334	171,9	12:24'12.682
5	30.610	17.849	34.196	39.318	2'01.973	174,3	12:26'14.655
6	30.175	17.843	33.863	3'26.248	4'48.129P	171,4	12:31'02.784
7	37.818	17.578	33.740	39.460	2'08.596P	175,4	12:33'11.380
8	29.918	17.461	33.218	38.671	1'59.268	175,7	12:35'10.648
9	30.302	17.672	33.708	38.477	2'00.159	178,0	12:37'10.807
10	29.924	17.753	33.461	38.290	1'59.428	171,4	12:39'10.235
11	29.812	17.620	33.480	38.484	1'59.396	172,7	12:41'09.631
12	34.597	19.006	33.071	39.138	2'05.812	176,8	12:43'15.443
13	29.499	17.421	33.149	38.365	1'58.434	176,6	12:45'13.877
23° 54 H. CABUK (1'58.541)							
Lap	Seg.1	Seg.2	Seg.3	Seg.4	Lap Time	km/h	Local Time
1	39.505	20.815	37.918	41.321	2'19.559P	159,8	12:17'31.988
2	31.835	18.704	34.856	39.305	2'04.700	178,0	12:19'36.688
3	30.849	17.732	33.861	37.888	2'00.330	180,3	12:21'37.018
4	30.129	17.477	34.349	38.168	2'00.123	179,4	12:23'37.141
17° 80 A. PONTONE (1'58.091)							
Lap	Seg.1	Seg.2	Seg.3	Seg.4	Lap Time	km/h	Local Time
1	43.658	19.090	36.183	40.554	2'19.485P	166,5	12:19'16.485
2	30.470	17.386	33.801	38.791	2'00.448	177,4	12:21'16.933
3	30.288	17.668	33.653	1'01.266	2'22.875P	170,8	12:23'39.808
4	36.077	16.983	33.164	38.813	2'05.037P	183,9	12:25'44.845
5	29.792	17.074	33.059	38.166	1'58.091	179,7	12:27'42.936
6	29.913	17.351	33.257	38.737	1'59.258	176,0	12:29'42.194
7	29.692	17.278	33.318	38.397	1'58.685	177,4	12:31'40.879
8	34.888	18.184	35.579	38.860	2'07.511	154,2	12:33'48.390
9	38.552	18.950	39.577	50.121	2'27.200	168,0	12:36'15.590
10	29.942	17.307	33.283	38.302	1'58.834	176,8	12:38'14.424
11	33.872	17.303	33.136	38.065	2'02.376	178,3	12:40'16.800
12	29.801	17.316	33.210	38.137	1'58.464	178,0	12:42'15.264
13	32.983	17.848	33.522	41.432	2'05.785	169,8	12:44'21.049
14	29.680	17.474	33.587	38.465	1'59.206	179,1	12:46'20.255
18° 2 A. CARRASCO (1'58.108)							
Lap	Seg.1	Seg.2	Seg.3	Seg.4	Lap Time	km/h	Local Time
1	32.704	18.844	36.472	40.325	2'08.345P	175,2	12:18'39.152
2	31.684	18.037	34.986	39.329	2'04.036	179,7	12:20'43.188
3	30.459	17.991	33.972	38.661	2'01.083	180,3	12:22'44.271
4	29.857	17.840	33.561	38.349	1'59.607	179,4	12:24'43.878
5	29.835	17.662	34.897	6'06.751	7'29.145P	175,4	12:32'13.023
6	38.910	22.410	53.114	54.078	2'48.512P	95,1	12:35'01.535
7	29.956	17.530	33.323	38.353	1'59.162	177,4	12:37'00.697
8	30.063	17.445	33.171	37.845	1'58.524	182,7	12:38'59.221
9	30.623	21.181	33.329	39.636	2'04.769	176,8	12:41'03.990
10	29.485	17.405	33.401	38.592	1'58.883	179,7	12:43'02.873
11	29.544	17.359	33.284	37.921	1'58.108	179,1	12:45'00.981
19° 42 J. JAHNIG (1'58.154)							
Lap	Seg.1	Seg.2	Seg.3	Seg.4	Lap Time	km/h	Local Time
1	39.505	20.815	37.918	41.321	2'19.559P	159,8	12:17'31.988
2	31.835	18.704	34.856	39.305	2'04.700	178,0	12:19'36.688
3	30.849	17.732	33.861	37.888	2'00.330	180,3	12:21'37.018
4	30.129	17.477	34.349	38.168	2'00.123	179,4	12:23'37.141

20/10/2017

P = Pits In/Out - C = Lap-Time Cancelled

These data/results cannot be reproduced, stored and/or transmitted in whole or in part by any manner of electronic, mechanical, photocopying, recording, broadcasting or otherwise now known or herein after developed without the previous express consent by the copyright owner, except for reproduction in daily press and regular printed publications on sale to the public within 60 days of the event related to those data/results and always provided that copyright symbol appears together as follows below.

© DORNA WSBK ORGANIZATION Srl 2017

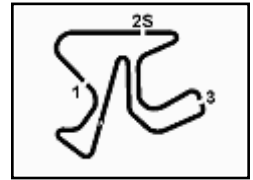
PIRELLI PERUGIA TIMING



Official Tyre Supplier



Official Timekeeper



Spanish Round, 20-21-22 October 2017

World Supersport 300 - Chronological Analysis Free Practice 1st Session

Jerez 4.423 m

4 / 6

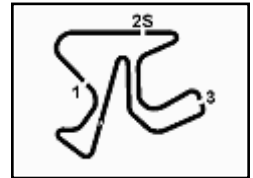
24° 23 M. BASTIANELLI (1'58.644)									
Lap	Seg.1	Seg.2	Seg.3	Seg.4	Lap Time	km/h	Local Time		
1	41.358	19.731	37.181	40.857	2'19.127P		12:15'04.632		
2	31.319	17.558	34.769	39.131	2'02.777	181,5	12:17'23.759		
3	30.398	17.563	33.947	38.906	2'00.814	180,6	12:21'27.350		
4	30.164	17.667	33.873	38.804	2'00.508	179,1	12:23'27.858		
5	29.935	17.634	33.691	38.152	1'59.412	174,3	12:25'27.270		
6	30.825	18.434	35.227	2'45.467	4'09.953P	171,4	12:29'37.223		
7	37.961	18.997	34.248	38.477	2'09.683P	172,7	12:31'46.906		
8	29.943	17.354	34.303	40.132	2'01.732	179,7	12:33'48.638		
9	32.440	20.252	44.718	49.699	2'27.109	119,5	12:36'15.747		
10	29.943	17.208	33.397	38.224	1'58.772	182,1	12:38'14.519		
11	32.227	17.456	33.566	38.210	2'01.459	182,1	12:40'15.978		
12	29.979	17.220	33.461	37.984	1'58.644	180,6	12:42'14.622		
13	35.639	17.834	34.541	38.153	2'06.167	174,6	12:44'20.789		
14	29.680	17.530	33.633	37.808	1'58.651	174,9	12:46'19.440		
25° 27 F. ROVELLI (1'58.816)									
Lap	Seg.1	Seg.2	Seg.3	Seg.4	Lap Time	km/h	Local Time		
1	39.267	20.247	38.810	42.117	2'20.441P	165,5	12:15'33.487		
2	31.711	18.491	34.472	39.735	2'04.409	172,7	12:17'53.928		
3	30.194	18.156	34.033	38.887	2'01.270	172,4	12:19'58.337		
4	29.905	17.861	33.914	38.517	2'00.197	174,1	12:21'59.607		
5	30.996	17.937	33.688	38.918	2'01.539	173,5	12:23'59.804		
6	30.539	18.267	34.954	3'41.996	5'05.756P	172,4	12:26'01.343		
7	38.186	18.089	33.910	39.328	2'09.513P	175,4	12:31'07.099		
8	30.194	17.681	33.691	39.797	2'01.363	174,3	12:33'16.612		
9	29.832	17.534	33.262	38.225	1'58.853	176,6	12:35'17.975		
10	29.773	17.548	33.482	38.013	1'58.816	176,6	12:37'16.828		
11	29.819	17.477	33.477	38.169	1'58.942	179,4	12:39'15.644		
12	29.962	17.725	33.501	38.681	1'59.869	174,3	12:41'14.586		
13	29.884	17.668	33.298	38.101	1'58.951C	175,2	12:43'14.455		
26° 17 G. NODERER (1'59.056)									
Lap	Seg.1	Seg.2	Seg.3	Seg.4	Lap Time	km/h	Local Time		
1	38.047	18.935	36.648	40.898	2'14.528P	171,4	12:15'16.742		
2	31.467	18.017	34.672	39.679	2'03.835	173,8	12:17'31.270		
3	30.565	17.702	34.148	39.013	2'01.428	176,0	12:19'35.105		
4	30.820	17.527	34.333	38.802	2'01.482	180,3	12:21'36.533		
5	30.177	17.745	34.090	38.643	2'00.655	176,3	12:23'38.015		
6	30.130	17.739	34.179	38.534	2'00.582	175,7	12:25'38.670		
7	29.997	17.897	34.924	38.719	2'01.537	173,8	12:27'39.252		
8	30.205	17.761	34.153	38.574	2'00.693	175,2	12:29'40.789		
9	32.231	18.969	38.639	39.454	2'09.293	148,6	12:31'41.482		
10	30.404	17.982	37.569	41.133	2'07.088	174,9	12:33'50.775		
11	31.188	18.557	34.217	39.114	2'03.076	161,6	12:35'57.863		
12	29.954	17.545	33.681	38.483	1'59.663	176,3	12:38'00.939		
13	29.978	17.559	33.458	38.417	1'59.412	176,3	12:40'00.602		
14	29.788	17.428	33.319	38.729	1'59.264	177,1	12:42'00.014		
15	29.679	17.405	33.550	38.422	1'59.056	177,7	12:43'59.278		
27° 25 B. SÁNCHEZ (1'59.085)									
Lap	Seg.1	Seg.2	Seg.3	Seg.4	Lap Time	km/h	Local Time		
1							12:16'21.652		
2									
3									
4									
5									
6									
7									
8									
9									
10									
11									
12									
13									
14									
28° 18 A. MURLEY (1'59.094)									
Lap	Seg.1	Seg.2	Seg.3	Seg.4	Lap Time	km/h	Local Time		
1	39.241	19.866	36.753	41.157	2'17.017P	166,7	12:15'19.785		
2	31.414	18.190	34.754	39.771	2'04.129	173,0	12:17'36.802		
3	30.943	17.864	33.848	38.593	2'01.248	176,8	12:19'40.931		
4	30.128	17.762	33.705	38.731	2'00.326	173,5	12:21'42.179		
5	30.165	17.654	33.584	2'39.275	4'00.678P	176,0	12:23'42.505		
6	42.174	19.140	34.978	39.748	2'16.040P	165,5	12:27'43.183		
7	30.589	17.755	33.817	39.115	2'01.276	174,9	12:29'59.223		
8	30.021	17.626	33.657	38.700	2'00.004	175,4	12:32'00.499		
9	29.920	17.736	33.708	38.569	1'59.933	176,6	12:34'00.503		
10	29.725	17.500	33.346	38.523	1'59.094	180,9	12:36'00.436		
29° 35 A. TRIGLIA (1'59.098)									
Lap	Seg.1	Seg.2	Seg.3	Seg.4	Lap Time	km/h	Local Time		
1	42.078	19.453	36.323	40.329	2'18.183P	170,8	12:15'04.131		
2	31.125	18.126	34.625	39.570	2'03.446	173,0	12:17'22.314		
3	30.777	17.905	34.440	38.829	2'01.951	176,6	12:19'25.760		
4	30.315	17.678	34.389	38.952	2'01.334	177,7	12:21'27.711		
5	30.257	17.767	33.960	38.934	2'00.918	176,8	12:23'29.045		
6	30.457	18.234	34.736	2'02.234	3'25.661P	174,6	12:25'29.963		
7	40.267	18.518	34.671	39.618	2'13.074P	170,1	12:28'55.624		
8	30.389	17.681	34.164	38.938	2'01.172	176,6	12:31'08.698		
9	30.846	17.651	33.812	38.575	2'00.884	175,7	12:33'09.870		
10	30.121	17.681	34.680	38.913	2'01.395	175,7	12:35'10.754		
11	30.403	18.058	33.936	41.000	2'03.397	175,2	12:37'12.149		
12	30.401	17.532	33.890	38.908	2'00.731C	178,8	12:39'15.546		
13	29.718	17.574	33.365	39.222	1'59.879	180,9	12:41'16.277		
14	30.122	17.260	33.209	38.507	1'59.098	181,8	12:43'16.156		
30° 121 K. PATOVA (1'59.380)									
Lap	Seg.1	Seg.2	Seg.3	Seg.4	Lap Time	km/h	Local Time		
1	40.320	20.360	37.724	42.594	2'20.998P	166,2	12:15'10.928		
2	31.822	18.617	35.984	40.105	2'06.528	173,8	12:17'31.926		
3	30.998	18.260	34.797	40.029	2'04.084	176,6	12:19'38.454		
4	30.916	18.038	34.702	38.786	2'02.442	174,9	12:21'42.538		
5	30.339	17.489	34.387	39.256	2'01.471	176,0	12:23'44.980		
6	30.227	18.021	33.685	39.150	2'01.083	179,7	12:25'46.451		
7	30.533	17.669	33.693	38.391	2'00.286	176,8	12:27'47.534		
8	30.323	17.461	33.577	38.019	1'59.380	179,4	12:29'47.820		
9	29.700	17.399	33.942	38.511	1'59.552	181,5	12:31'47.200		
10	30.217	17.890	34.637	2'12.167	3'34.911P	172,4	12:33'46.752		
11	35.804	17.789	34.122	39.212	2'06.927P	176,0	12:37'21.663		
12	30.101	18.041	33.860	38.679	2'00.681	174,3	12:39'28.590		
13	32.081	17.426	33.358	38.556	2'01.421	175,7	12:41'29.271		
14	30.089	17.538	33.562	38.505	1'59.694	179,4	12:43'30.692		
31° 7 N. SETTIMO (1'59.738)									

20/10/2017

P = Pits In/Out - C = Lap-Time Cancelled

These data/results cannot be reproduced, stored and/or transmitted in whole or in part by any manner of electronic, mechanical, photocopying, recording, broadcasting or otherwise now known or herein after developed without the previous express consent by the copyright owner, except for reproduction in daily press and regular printed publications on sale to the public within 60 days of the event related to those data/results and always provided that copyright symbol appears together as follows below.

© DORNA WSBK ORGANIZATION Srl 2017



Spanish Round, 20-21-22 October 2017

World Supersport 300 - Chronological Analysis Free Practice 1st Session

Jerez 4.423 m

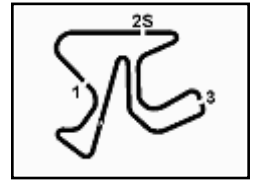
5 / 6

Lap	Seg.1	Seg.2	Seg.3	Seg.4	Lap Time	km/h	Local Time											
8							12:15'16.187	8	30.557	17.412	34.014	38.875	2'00.858	180,3	12:31'48.691			
9							12:17'34.924	9	30.590	17.653	33.906	39.380	2'01.529	175,2	12:33'50.220			
10							12:19'38.665	10	30.275	17.813	33.851	39.154	2'01.093	172,2	12:35'51.313			
11							12:21'42.151	11	30.507	17.945	34.140	1'01.755	2'24.347P	170,6	12:38'15.660			
12							12:23'43.984	12	33.547	17.639	33.677	39.194	2'04.057P	174,9	12:40'19.717			
13							12:25'46.133	13	30.441	17.761	33.164	38.607	1'59.973	174,3	12:42'19.690			
14							12:27'47.885	14	30.919	17.555	33.741	38.598	2'00.813	179,1	12:44'20.503			
15							12:29'49.040	15	29.881	17.677	34.307	38.842	2'00.707	172,7	12:46'21.210			
35° 49 M. CARUSI (2'00.090)																		
Lap	Seg.1	Seg.2	Seg.3	Seg.4	Lap Time	km/h	Local Time											
							12:35'52.704											12:15'06.092
1	40.861	19.122	37.653	41.318	2'18.954P	172,4	12:17'25.046											
2	33.384	18.465	35.216	39.756	2'06.821	170,8	12:19'31.867											
3	31.303	17.977	34.540	39.876	2'03.696	172,2	12:21'35.563											
4	30.725	18.043	34.333	39.269	2'02.370	170,8	12:23'37.933											
5	31.097	17.692	34.002	38.494	2'01.285	175,7	12:25'39.218											
6	30.225	17.636	33.889	38.626	2'00.376	176,3	12:27'39.594											
7	30.433	17.777	35.251	2'06.708	3'30.169P	173,3	12:31'09.763											
8	37.368	19.317	34.606	39.435	2'10.726P	171,4	12:33'20.489											
9	30.728	17.892	33.953	39.093	2'01.666	171,6	12:35'22.155											
10	31.792	17.797	33.790	38.640	2'02.019	173,3	12:37'24.174											
11	30.298	17.696	33.678	38.418	2'00.090	173,5	12:39'24.264											
12	33.478	19.907	33.875	38.474	2'05.734	171,4	12:41'29.998											
13	30.364	17.750	33.793	38.641	2'00.548	172,2	12:43'30.546											
14	30.123	17.653	33.832	38.622	2'00.230	172,4	12:45'30.776											
36° 58 T. FINOCCHIARO (2'01.080)																		
Lap	Seg.1	Seg.2	Seg.3	Seg.4	Lap Time	km/h	Local Time											
							12:15'20.575											12:15'20.575
1	39.214	20.545	40.242	43.823	2'23.824P	158,9	12:17'44.399											
2	33.085	19.592	37.680	41.264	2'11.621	165,0	12:19'56.020											
3	31.612	19.104	36.589	41.108	2'08.413	167,0	12:22'04.433											
4	31.798	18.817	36.350	40.269	2'07.234	167,5	12:24'11.667											
5	30.957	18.626	35.282	39.369	2'04.234	166,5	12:26'15.901											
6	30.751	18.253	35.038	39.674	2'03.716	171,1	12:28'19.617											
7	30.660	18.275	35.107	1'13.715	2'37.757P	169,0	12:30'57.374											
8	40.668	18.205	35.399	39.330	2'13.602P	168,0	12:33'10.976											
9	30.724	18.125	34.515	39.178	2'02.542	170,6	12:35'13.518											
10	30.473	18.047	34.715	39.196	2'02.431	169,8	12:37'15.949											
11	30.819	17.756	34.113	38.888	2'01.576	175,7	12:39'17.525											
12	30.357	17.785	34.184	38.877	2'01.203	174,6	12:41'18.728											
13	30.398	17.844	33.994	38.844	2'01.080	173,0	12:43'19.808											
14	32.397	18.218	34.889	39.130	2'04.634	169,0	12:45'24.442											
37° 53 V. GRIMOUX (2'01.641)																		
Lap	Seg.1	Seg.2	Seg.3	Seg.4	Lap Time	km/h	Local Time											
							12:15'31.010											12:15'31.010
1	38.175	19.629	36.768	41.796	2'16.368P	167,5	12:17'47.378											
2	31.472	18.131	35.227	39.373	2'04.203	172,4	12:19'51.581											
3	31.073	17.979	33.955	38.718	2'01.725	181,5	12:21'53.306											
4	30.753	17.780	34.382	39.173	2'02.088	175,7	12:23'55.394											
5	30.682	17.880	34.281	39.140	2'01.983	174,1	12:25'57.377											
6	30.969	18.213	34.425	1'58.104	3'21.711P	171,9	12:29'19.088											
7	34.536	18.237	34.460	39.271	2'06.504P	171,1	12:31'25.592											
8	30.292	17.825	34.031	39.516	2'01.664	171,9	12:33'27.256											
9	30.479	17.763	34.433	38.966	2'01.641	172,4	12:35'28.897											
10	30.646	17.861	34.296	38.868	2'01.671	173,3	12:37'30.568											
11	30.622	17.882	34.117	39.091	2'01.712	172,7	12:39'32.280											
12	30.715	17.799	36.270	41.985	2'06.769	173,0	12:41'39.049											
13	30.436	17.796	34.226	39.213	2'01.671	171,4	12:43'40.720											
14	30.486	18.156	34.392	39.221	2'02.255	169,8	12:45'42.975											
38° 19 E. ROVELLI (2'02.208)																		
Lap	Seg.1	Seg.2	Seg.3	Seg.4	Lap Time	km/h	Local Time											
							12:15'08.476											12:15'08.476
1	40.773	20.436	38.582	42.690	2'22.481P	164,5	12:17'30.957											
2	31.962	18.466	35.509	40.864	2'06.801	171,4	12:19'37.758											
3	31.069	18.477	34.807	39.891	2'04.244	170,3	12:21'42.002											
4	30.510	17.793	34.053	39.174	2'01.530	175,2	12:23'43.532											
5	30.208	17.879	33.950	39.470	2'01.507	174,3	12:25'45.039											
6	29.981	17.648	33.827	39.283	2'00.739	174,9	12:27'45.778											
7	30.590	18.075	34.153	39.237	2'02.055	171,1	12:29'47.833											

20/10/2017 P = Pits In/Out - C = Lap-Time Cancelled

These data/results cannot be reproduced, stored and/or transmitted in whole or in part by any manner of electronic, mechanical, photocopying, recording, broadcasting or otherwise now known or herein after developed without the previous express consent by the copyright owner, except for reproduction in daily press and regular printed publications on sale to the public within 60 days of the event related to those data/results and always provided that copyright symbol appears together as follows below.

© DORNA WSBK ORGANIZATION Srl 2017



Spanish Round, 20-21-22 October 2017

World Supersport 300 - Chronological Analysis Free Practice 1st Session

Lap	Seg.1	Seg.2	Seg.3	Seg.4	Lap Time	km/h	Local Time
1	40.431	18.994	36.793	41.565	2'17.783P	171,9	12:15'38.608
2	31.986	18.077	35.258	40.615	2'05.936	172,2	12:17'56.391
3	31.228	18.007	34.653	39.667	2'03.555	173,5	12:20'02.327
4	31.436	18.764	35.151	39.862	2'05.213	172,7	12:22'05.882
5	31.426	18.276	34.827	39.537	2'04.066	172,2	12:24'11.095
6	30.459	18.005	34.287	39.620	2'02.371	173,5	12:26'15.161
7	30.857	17.795	34.481	2'37.276	4'00.409P	173,0	12:28'17.532
8	35.866	18.414	38.224	45.422	2'17.926P	170,3	12:32'17.941
9	30.537	17.876	34.341	39.454	2'02.208	170,8	12:34'35.867
10	30.856	17.926	34.373	3'38.279	5'01.434P	171,6	12:36'38.075
11	38.761	18.975	35.278	40.518	2'13.532P	165,7	12:41'39.509
12	30.881	18.131	40.480	39.263	2'08.755	170,3	12:43'53.041
12	30.881	18.131	40.480	39.263	2'08.755	170,3	12:46'01.796

39° 77 A. SIBAJO MORENO (2'02.759)

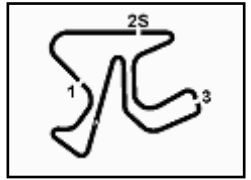
Lap	Seg.1	Seg.2	Seg.3	Seg.4	Lap Time	km/h	Local Time
1	40.104	19.811	38.697	43.589	2'22.201P	157,1	12:15'33.681
2	33.504	19.147	37.049	2'35.099	4'04.799P	159,5	12:17'55.882
3	43.861	18.834	36.280	41.263	2'20.238P	176,3	12:22'00.681
4	32.269	18.307	35.194	40.579	2'06.349	179,1	12:24'20.919
5	31.570	18.365	35.330	40.366	2'05.631	176,8	12:26'27.268
6	31.360	18.286	34.845	40.348	2'04.839	176,0	12:28'32.899
7	31.258	18.301	35.015	40.227	2'04.801	175,4	12:30'37.738
8	31.271	18.150	35.095	39.549	2'04.065	177,1	12:32'42.539
9	31.412	18.156	34.777	2'05.903	3'30.248P	175,7	12:34'46.604
10	36.130	18.211	35.027	40.202	2'09.570P	178,0	12:38'16.852
11	31.229	17.970	34.622	39.685	2'03.506	178,3	12:40'26.422
12	30.678	18.002	34.539	39.540	2'02.759	177,1	12:42'29.928
13	30.839	18.034	34.623	39.384	2'02.880	175,4	12:44'32.687
13	30.839	18.034	34.623	39.384	2'02.880	175,4	12:46'35.567

20/10/2017 P = Pits In/Out - C = Lap-Time Cancelled

These data/results cannot be reproduced, stored and/or transmitted in whole or in part by any manner of electronic, mechanical, photocopying, recording, broadcasting or otherwise now known or herein after developed without the previous express consent by the copyright owner, except for reproduction in daily press and regular printed publications on sale to the public within 60 days of the event related to those data/results and always provided that copyright symbol appears together as follows below.

© DORNA WSBK ORGANIZATION Srl 2017

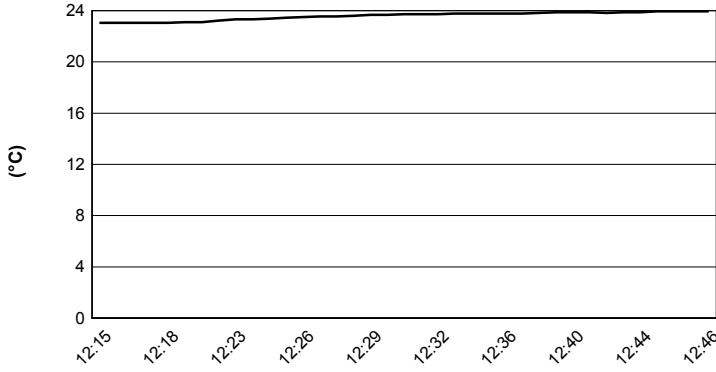




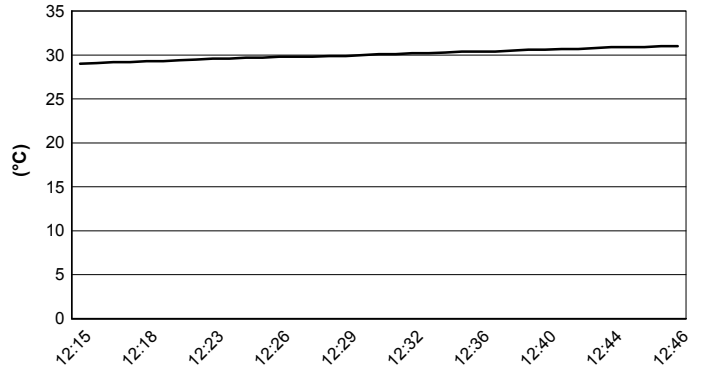
Jerez 4.423 m

Spanish Round, 20-21-22 October 2017
World Supersport 300 - Weather Report Free Practice 1st Session
 Session started 12:15 - Session ended 12:47

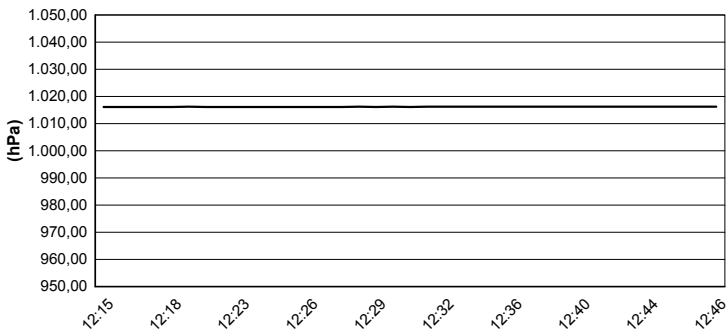
Air Temperature



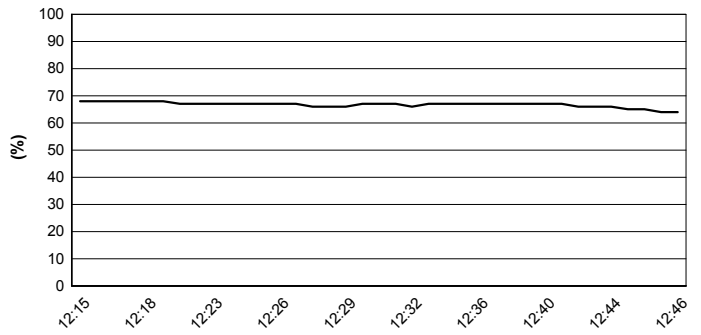
Track Temperature



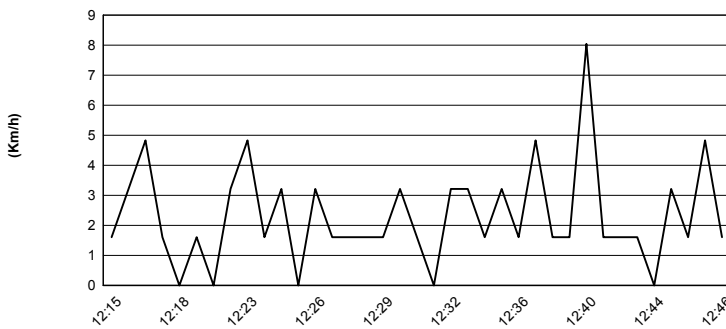
Air Pressure



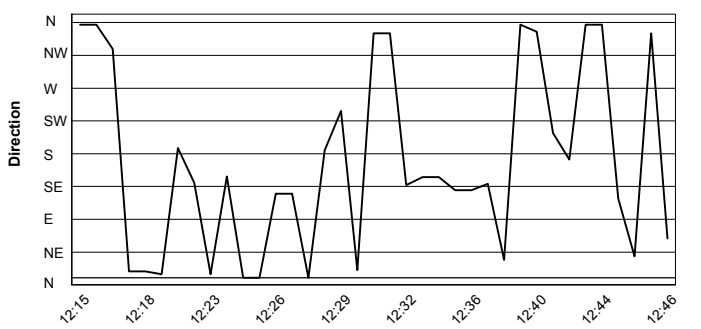
Humidity



Wind Speed



Wind Direction



20/10/2017

These data/results cannot be reproduced, stored and/or transmitted in whole or in part by any manner of electronic, mechanical, photocopying, recording, broadcasting or otherwise now known or herein after developed without the previous express consent by the copyright owner, except for reproduction in daily press and regular printed publications on sale to the public within 60 days of the event related to those data/results and always provided that copyright symbol appears together as follows below.

© DORNA WSBK ORGANIZATION Srl 2017

