

## Spanish Round, 20-21-22 October 2017

### World Supersport 300 - Free Practices Combined Results

Jerez 4.423 m

No.	Rider	Nat	Team	Bike	FP1	FP2	Time	Gap	Rel.	Avg	Laps
1	<b>72 O. BONOLI</b>	ITA	Team Runner Bike	KTM RC 390 R	1'56.206	<b>1'55.768</b>	<b>1'55.768</b>			137,541	23
2	<b>15 A. COPPOLA</b>	ITA	SK Racing	Yamaha YZF-R3	<b>1'56.072</b>	1'57.011	<b>1'56.072</b>	0.304	0.304	137,180	28
3	<b>41 M. GARCIA</b>	ESP	Halcourier Racing	Yamaha YZF-R3	1'56.742	<b>1'56.113</b>	<b>1'56.113</b>	0.345	0.041	137,132	29
4	<b>81 M. GONZALEZ</b>	ESP	Halcourier Racing Viajes 2000	Yamaha YZF-R3	1'56.720	<b>1'56.313</b>	<b>1'56.313</b>	0.545	0.200	136,896	28
5	<b>55 G. HENDRA</b>	INA	Team MOTOXRACING	Yamaha YZF-R3	1'57.142	<b>1'56.340</b>	<b>1'56.340</b>	0.572	0.027	136,864	27
6	<b>75 S. DEROUÉ</b>	NED	MTM HS Kawasaki	Kawasaki Ninja 300	1'56.658	<b>1'56.596</b>	<b>1'56.596</b>	0.828	0.256	136,564	26
7	<b>6 R. SCHOTMAN</b>	NED	GRT Yamaha WorldSSP300 Team	Yamaha YZF-R3	1'56.835	<b>1'56.625</b>	<b>1'56.625</b>	0.857	0.029	136,530	28
8	<b>12 A. RUSMIPUTRO</b>	INA	Pertamina Almeria Racing Team	Yamaha YZF-R3	<b>1'56.687</b>	1'58.018	<b>1'56.687</b>	0.919	0.062	136,457	27
9	<b>14 E. DE LA VEGA</b>	FRA	GRT Yamaha WorldSSP300 Team	Yamaha YZF-R3	<b>1'56.839</b>	1'57.243	<b>1'56.839</b>	1.071	0.152	136,280	28
10	<b>33 D. VALLE</b>	ESP	Halcourier Racing	Yamaha YZF-R3	<b>1'56.892</b>	1'56.919	<b>1'56.892</b>	1.124	0.053	136,218	29
11	<b>84 M. CARBONERA</b>	ITA	SK Racing	Yamaha YZF-R3	<b>1'57.122</b>	1'57.801	<b>1'57.122</b>	1.354	0.230	135,951	28
12	<b>88 M. PEREZ</b>	ESP	WILSport Racedays	Honda CBR500R	<b>1'57.166</b>	1'57.313	<b>1'57.166</b>	1.398	0.044	135,899	24
13	<b>2 A. CARRASCO</b>	ESP	ETG Racing	Kawasaki Ninja 300	1'58.108	<b>1'57.287</b>	<b>1'57.287</b>	1.519	0.121	135,759	26
14	<b>42 J. JAHNIG</b>	GER	Team Runner Bike	KTM RC 390 R	1'58.154	<b>1'57.288</b>	<b>1'57.288</b>	1.520	0.001	135,758	19
15	<b>28 P. GIACOMINI</b>	ITA	Terra e Moto	Yamaha YZF-R3	1'58.358	<b>1'57.325</b>	<b>1'57.325</b>	1.557	0.037	135,715	26
16	<b>79 C. TAYLOR</b>	GBR	MTM HS Kawasaki	Kawasaki Ninja 300	<b>1'57.548</b>	1'57.759	<b>1'57.548</b>	1.780	0.223	135,458	28
17	<b>20 D. LOUREIRO</b>	RSA	DS Junior Team	Yamaha YZF-R3	1'57.754	<b>1'57.551</b>	<b>1'57.551</b>	1.783	0.003	135,454	26
18	<b>87 A. LICCIARDI</b>	BEL	Team Trasimeno	Yamaha YZF-R3	1'57.826	<b>1'57.579</b>	<b>1'57.579</b>	1.811	0.028	135,422	28
19	<b>13 J. FACCO</b>	ITA	SK Racing	Yamaha YZF-R3	1'58.187	<b>1'57.623</b>	<b>1'57.623</b>	1.855	0.044	135,371	27
20	<b>22 M. KALININ</b>	UKR	Team MOTOXRACING	Yamaha YZF-R3	1'57.654	<b>1'57.628</b>	<b>1'57.628</b>	1.860	0.005	135,366	30
21	<b>71 T. EDWARDS</b>	AUS	Hel Performance - Benjan Racing	Kawasaki Ninja 300	1'59.925	<b>1'57.766</b>	<b>1'57.766</b>	1.998	0.138	135,207	28
22	<b>27 F. ROVELLI</b>	ITA	ParkinGO DS Junior Team	Yamaha YZF-R3	1'58.816	<b>1'57.979</b>	<b>1'57.979</b>	2.211	0.213	134,963	27
23	<b>23 M. BASTIANELLI</b>	ITA	3570 Made in CIV	Kawasaki Ninja 300	1'58.644	<b>1'58.077</b>	<b>1'58.077</b>	2.309	0.098	134,851	28
24	<b>80 A. PONTONE</b>	ITA	IODARacing	Yamaha YZF-R3	<b>1'58.091</b>	1'58.516	<b>1'58.091</b>	2.323	0.014	134,835	28
25	<b>18 A. MURLEY</b>	GBR	Team Toth	Yamaha YZF-R3	1'59.094	<b>1'58.200</b>	<b>1'58.200</b>	2.432	0.109	134,711	25
26	<b>25 B. SÁNCHEZ</b>	ESP	Halcourier Racing	Yamaha YZF-R3	1'59.085	<b>1'58.279</b>	<b>1'58.279</b>	2.511	0.079	134,621	28
27	<b>133 R. BATTYE</b>	AUS	BWG Racing-Grimaldi	Kawasaki Ninja 300	<b>1'58.434</b>	1'59.021	<b>1'58.434</b>	2.666	0.155	134,445	25
28	<b>54 H. CABUK</b>	TUR	Kawasaki Puccetti Racing	Kawasaki Ninja 300	1'58.541	<b>1'58.441</b>	<b>1'58.441</b>	2.673	0.007	134,437	18
29	<b>121 K. PATOVA</b>	FIN	Kallio Racing	Yamaha YZF-R3	1'59.380	<b>1'58.582</b>	<b>1'58.582</b>	2.814	0.141	134,277	29
30	<b>49 M. CARUSI</b>	ITA	3570 Made in CIV	Kawasaki Ninja 300	2'00.090	<b>1'58.593</b>	<b>1'58.593</b>	2.825	0.011	134,264	27
31	<b>17 G. NODERER</b>	GER	Scuderia Maranga Racing	Honda CBR500R	1'59.056	<b>1'58.995</b>	<b>1'58.995</b>	3.227	0.402	133,811	30
32	<b>35 A. TRIGLIA</b>	ITA	Scuderia Maranga Racing	Honda CBR500R	<b>1'59.098</b>	1'59.462	<b>1'59.098</b>	3.330	0.103	133,695	28
33	<b>7 N. SETTIMO</b>	ITA	2R Road Racing	Yamaha YZF-R3	1'59.738	<b>1'59.641</b>	<b>1'59.641</b>	3.873	0.543	133,088	29
34	<b>9 R. DOORAKKERS</b>	NED	MVR Racing	Yamaha YZF-R3	<b>1'59.856</b>	2'01.382	<b>1'59.856</b>	4.088	0.215	132,849	29
35	<b>130 R. FERREIRA</b>	BRA	Kallio Racing	Yamaha YZF-R3	<b>1'59.973</b>	2'00.131	<b>1'59.973</b>	4.205	0.117	132,720	30
36	<b>58 T. FINOCCHIARO</b>	GBR	2R Road Racing	Yamaha YZF-R3	2'01.080	<b>2'00.657</b>	<b>2'00.657</b>	4.889	0.684	131,967	29
37	<b>53 V. GRIMOUX</b>	FRA	Team Toth	Yamaha YZF-R3	2'01.641	<b>2'00.804</b>	<b>2'00.804</b>	5.036	0.147	131,807	28
38	<b>19 E. ROVELLI</b>	ITA	ParkinGO DS Junior Team	Yamaha YZF-R3	2'02.208	<b>2'01.019</b>	<b>2'01.019</b>	5.251	0.215	131,573	25
39	<b>77 A. SIBAJA MORENO</b>	ESP	DEZA-Cordoba Patrimonio de la Humanidad	Honda CBR500R	2'02.759	<b>2'02.068</b>	<b>2'02.068</b>	6.300	1.049	130,442	26

20/10/2017

These data/results cannot be reproduced, stored and/or transmitted in whole or in part by any manner of electronic, mechanical, photocopying, recording, broadcasting or otherwise now known or herein after developed without the previous express consent by the copyright owner, except for reproduction in daily press and regular printed publications on sale to the public within 60 days of the event related to those data/results and always provided that copyright symbol appears together as follows below.

© DORNA WSBK ORGANIZATION Srl 2017

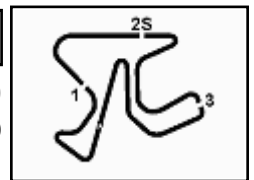
FIAT PERUGIA TIMING



Official Tyre Supplier



Official Timekeeper



## Spanish Round, 20-21-22 October 2017

### World Supersport 300 - Results Free Practice 2nd Session

Jerez 4.423 m

1 / 2

No.	Rider	Nat	Team	Bike	Time	Gap	Rel.	Laps	Speed	
									Avg	Max
1	72 O. BONOLI	ITA	Team Runner Bike	KTM RC 390 R	<b>1'55.768</b>			11	137,541	<b>182,7</b>
2	41 M. GARCIA	ESP	Halcourier Racing	Yamaha YZF-R3	<b>1'56.113</b>	0.345	0.345	15	137,132	<b>179,7</b>
3	81 M. GONZALEZ	ESP	Halcourier Racing Viajes 2000	Yamaha YZF-R3	<b>1'56.313</b>	0.545	0.200	15	136,896	<b>180,9</b>
4	55 G. HENDRA	INA	Team MOTOXRACING	Yamaha YZF-R3	<b>1'56.340</b>	0.572	0.027	15	136,864	<b>187,6</b>
5	75 S. DEROUE	NED	MTM HS Kawasaki	Kawasaki Ninja 300	<b>1'56.596</b>	0.828	0.256	13	136,564	<b>185,4</b>
6	6 R. SCHOTMAN	NED	GRT Yamaha WorldSSP300 Team	Yamaha YZF-R3	<b>1'56.625</b>	0.857	0.029	13	136,530	<b>182,4</b>
7	33 D. VALLE	ESP	Halcourier Racing	Yamaha YZF-R3	<b>1'56.919</b>	1.151	0.294	15	136,187	<b>183,9</b>
8	15 A. COPPOLA	ITA	SK Racing	Yamaha YZF-R3	<b>1'57.011</b>	1.243	0.092	15	136,080	<b>182,4</b>
9	14 E. DE LA VEGA	FRA	GRT Yamaha WorldSSP300 Team	Yamaha YZF-R3	<b>1'57.243</b>	1.475	0.232	13	135,810	<b>183,6</b>
10	2 A. CARRASCO	ESP	ETG Racing	Kawasaki Ninja 300	<b>1'57.287</b>	1.519	0.044	15	135,759	<b>182,4</b>
11	42 J. JAHNIG	GER	Team Runner Bike	KTM RC 390 R	<b>1'57.288</b>	1.520	0.001	5	135,758	<b>182,7</b>
12	88 M. PEREZ	ESP	WILSport Racedays	Honda CBR500R	<b>1'57.313</b>	1.545	0.025	12	135,729	<b>182,1</b>
13	28 P. GIACOMINI	ITA	Terra e Moto	Yamaha YZF-R3	<b>1'57.325</b>	1.557	0.012	13	135,715	<b>180,0</b>
14	20 D. LOUREIRO	RSA	DS Junior Team	Yamaha YZF-R3	<b>1'57.551</b>	1.783	0.226	12	135,454	<b>184,2</b>
15	87 A. LICCIARDI	BEL	Team Trasimeno	Yamaha YZF-R3	<b>1'57.579</b>	1.811	0.028	15	135,422	<b>180,9</b>
16	13 J. FACCO	ITA	SK Racing	Yamaha YZF-R3	<b>1'57.623</b>	1.855	0.044	14	135,371	<b>183,9</b>
17	22 M. KALININ	UKR	Team MOTOXRACING	Yamaha YZF-R3	<b>1'57.628</b>	1.860	0.005	15	135,366	<b>185,7</b>
18	79 C. TAYLOR	GBR	MTM HS Kawasaki	Kawasaki Ninja 300	<b>1'57.759</b>	1.991	0.131	14	135,215	<b>178,8</b>
19	71 T. EDWARDS	AUS	Hel Performance - Benjan Racing	Kawasaki Ninja 300	<b>1'57.766</b>	1.998	0.007	15	135,207	<b>180,6</b>
20	84 M. CARBONERA	ITA	SK Racing	Yamaha YZF-R3	<b>1'57.801</b>	2.033	0.035	14	135,167	<b>183,3</b>
21	27 F. ROVELLI	ITA	ParkinGO DS Junior Team	Yamaha YZF-R3	<b>1'57.979</b>	2.211	0.178	14	134,963	<b>181,5</b>
22	12 A. RUSMIPUTRO	INA	Pertamina Almeria Racing Team	Yamaha YZF-R3	<b>1'58.018</b>	2.250	0.039	13	134,918	<b>175,7</b>
23	23 M. BASTIANELLI	ITA	3570 Made in CIV	Kawasaki Ninja 300	<b>1'58.077</b>	2.309	0.059	14	134,851	<b>183,0</b>
24	18 A. MURLEY	GBR	Team Toth	Yamaha YZF-R3	<b>1'58.200</b>	2.432	0.123	15	134,711	<b>180,6</b>
25	25 B. SÁNCHEZ	ESP	Halcourier Racing	Yamaha YZF-R3	<b>1'58.279</b>	2.511	0.079	15	134,621	<b>179,1</b>
26	54 H. CABUK	TUR	Kawasaki Puccetti Racing	Kawasaki Ninja 300	<b>1'58.441</b>	2.673	0.162	13	134,437	<b>182,7</b>
27	80 A. PONTONE	ITA	IODARacing	Yamaha YZF-R3	<b>1'58.516</b>	2.748	0.075	14	134,351	<b>181,5</b>
28	121 K. PATOVA	FIN	Kallio Racing	Yamaha YZF-R3	<b>1'58.582</b>	2.814	0.066	15	134,277	<b>179,1</b>
29	49 M. CARUSI	ITA	3570 Made in CIV	Kawasaki Ninja 300	<b>1'58.593</b>	2.825	0.011	13	134,264	<b>182,1</b>
30	17 G. NODERER	GER	Scuderia Maranga Racing	Honda CBR500R	<b>1'58.995</b>	3.227	0.402	15	133,811	<b>180,0</b>
31	133 R. BATTYE	AUS	BWG Racing-Grimaldi	Kawasaki Ninja 300	<b>1'59.021</b>	3.253	0.026	12	133,781	<b>180,3</b>
32	35 A. TRIGLIA	ITA	Scuderia Maranga Racing	Honda CBR500R	<b>1'59.462</b>	3.694	0.441	14	133,288	<b>178,8</b>
33	7 N. SETTIMO	ITA	2R Road Racing	Yamaha YZF-R3	<b>1'59.641</b>	3.873	0.179	14	133,088	<b>179,1</b>
34	130 R. FERREIRA	BRA	Kallio Racing	Yamaha YZF-R3	<b>2'00.131</b>	4.363	0.490	15	132,545	<b>179,4</b>
35	58 T. FINOCCHIARO	GBR	2R Road Racing	Yamaha YZF-R3	<b>2'00.657</b>	4.889	0.526	15	131,967	<b>178,0</b>
36	53 V. GRIMOUX	FRA	Team Toth	Yamaha YZF-R3	<b>2'00.804</b>	5.036	0.147	14	131,807	<b>176,3</b>
37	19 E. ROVELLI	ITA	ParkinGO DS Junior Team	Yamaha YZF-R3	<b>2'01.019</b>	5.251	0.215	13	131,573	<b>173,0</b>
38	9 R. DOORAKKERS	NED	MVR Racing	Yamaha YZF-R3	<b>2'01.382</b>	5.614	0.363	14	131,179	<b>169,3</b>
39	77 A. SIBAJA MORENO	ESP	DEZA-Cordoba Patrimonio de la Humanidad	Honda CBR500R	<b>2'02.068</b>	6.300	0.686	13	130,442	<b>177,1</b>

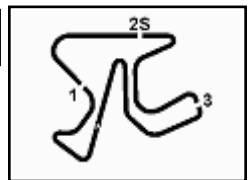
Qualifying Lap Time (107% of 1'55.768): 2'03.873

AIR	Humidity:	68%	Temp:	24°C
TRACK	Condition:	Dry	Temp:	33°C

20/10/2017 Start 17.00 End 17:31 The results are provisional until the end of the time limit for protests and appeals and the completion of the technical checks.

These data/results cannot be reproduced, stored and/or transmitted in whole or in part by any manner of electronic, mechanical, photocopying, recording, broadcasting or otherwise now known or herein after developed without the previous express consent by the copyright owner, except for reproduction in daily press and regular printed publications on sale to the public within 60 days of the event related to those data/results and always provided that copyright symbol appears together as follows below.

© DORNA WSBK ORGANIZATION Srl 2017



## Spanish Round, 20-21-22 October 2017

### World Supersport 300 - Results Free Practice 2nd Session

#### Session Highlights

Local Time	No. Rider	Description
17.00.00		Start
17.02.45	133 R. BATTYE	Check Transponder Battery
17.12.14	25 B. SÁNCHEZ	Lap Cancelled - Exceeded Track Limits - Turn 4
17.12.40	42 J. JAHNIG	Technical Problem - Turn 11
17.16.19	25 B. SÁNCHEZ	Lap Cancelled - Exceeded Track Limits - Turn 4
17.19.36	75 S. DEROUE	Lap Cancelled - Exceeded Track Limits - Turn 4
17.20.15	25 B. SÁNCHEZ	Lap Cancelled - Exceeded Track Limits - Turn 4
17.27.36	121 K. PATOVA	On the Gravel - Turn 5
17.28.09	121 K. PATOVA	Re-joined
17.31.57		End Of Session

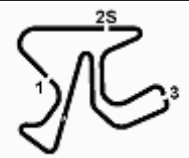
#### Fastest Laps Sequence

No.	Rider	Nat	Team	Bike	Local Time	Time	Gap	Avg
9	R. DOORAKKERS	NED	MVR Racing	Yamaha YZF-R3	17:04'16.835	<b>2'03.249</b>		129,192
71	T. EDWARDS	AUS	Hel Performance - Benjan Racing	Kawasaki Ninja 300	17:04'18.941	<b>2'00.106</b>	-3.143	132,573
72	O. BONOLI	ITA	Team Runner Bike	KTM RC 390 R	17:04'39.648	<b>1'58.050</b>	-2.056	134,882
55	G. HENDRA	INA	Team MOTOXRACING	Yamaha YZF-R3	17:04'46.433	<b>1'57.863</b>	-0.187	135,096
81	M. GONZALEZ	ESP	Halcourier Racing Viajes 2000	Yamaha YZF-R3	17:05'10.716	<b>1'57.588</b>	-0.275	135,412
41	M. GARCIA	ESP	Halcourier Racing	Yamaha YZF-R3	17:05'19.289	<b>1'57.321</b>	-0.267	135,720
41	M. GARCIA	ESP	Halcourier Racing	Yamaha YZF-R3	17:07'16.282	<b>1'56.993</b>	-0.328	136,100
72	O. BONOLI	ITA	Team Runner Bike	KTM RC 390 R	17:08'35.151	<b>1'56.528</b>	-0.465	136,644
41	M. GARCIA	ESP	Halcourier Racing	Yamaha YZF-R3	17:09'12.395	<b>1'56.113</b>	-0.415	137,132
72	O. BONOLI	ITA	Team Runner Bike	KTM RC 390 R	17:10'30.919	<b>1'55.768</b>	-0.345	137,541

Start 17:00 End 17:31 The results are provisional until the end of the time limit for protests and appeals and the completion of the technical checks.

These data/results cannot be reproduced, stored and/or transmitted in whole or in part by any manner of electronic, mechanical, photocopying, recording, broadcasting or otherwise now known or herein after developed without the previous express consent by the copyright owner, except for reproduction in daily press and regular printed publications on sale to the public within 60 days of the event related to those data/results and always provided that copyright symbol appears together as follows below.

© DORNA WSBK ORGANIZATION Srl 2017



## Spanish Round, 20-21-22 October 2017

### World Supersport 300 - Best Sector & Speed Free Practice 2nd Session

Jerez 4.423 m

BEST LAP		
1	72 O. BONOLI	KTM RC 390 R 1'55.768
2	41 M. GARCIA	Yamaha YZF-R3 1'56.113
3	81 M. GONZALEZ	Yamaha YZF-R3 1'56.313
4	55 G. HENDRA	Yamaha YZF-R3 1'56.340
5	75 S. DEROUE	Kawasaki Ninja 300 1'56.596
6	6 R. SCHOTMAN	Yamaha YZF-R3 1'56.625
7	33 D. VALLE	Yamaha YZF-R3 1'56.919
8	15 A. COPPOLA	Yamaha YZF-R3 1'57.011
9	14 E. DE LA VEGA	Yamaha YZF-R3 1'57.243
10	2 A. CARRASCO	Kawasaki Ninja 300 1'57.287
11	42 J. JAHNIG	KTM RC 390 R 1'57.288
12	88 M. PEREZ	Honda CBR500R 1'57.313
13	28 P. GIACOMINI	Yamaha YZF-R3 1'57.325
14	20 D. LOUREIRO	Yamaha YZF-R3 1'57.551
15	87 A. LICCIARDI	Yamaha YZF-R3 1'57.579
16	13 J. FACCO	Yamaha YZF-R3 1'57.623
17	22 M. KALININ	Yamaha YZF-R3 1'57.628
18	79 C. TAYLOR	Kawasaki Ninja 300 1'57.759
19	71 T. EDWARDS	Kawasaki Ninja 300 1'57.766
20	84 M. CARBONERA	Yamaha YZF-R3 1'57.801
21	27 F. ROVELLI	Yamaha YZF-R3 1'57.979
22	12 A. RUSMIPUTRO	Yamaha YZF-R3 1'58.018
23	23 M. BASTIANELLI	Kawasaki Ninja 300 1'58.077
24	18 A. MURLEY	Yamaha YZF-R3 1'58.200
25	25 B. SANCHEZ	Yamaha YZF-R3 1'58.279
26	54 H. CABUK	Kawasaki Ninja 300 1'58.441
27	80 A. PONTONE	Yamaha YZF-R3 1'58.516
28	121 K. PATOVA	Yamaha YZF-R3 1'58.582
29	49 M. CARUSI	Kawasaki Ninja 300 1'58.593
30	17 G. NODERER	Honda CBR500R 1'58.995
31	133 R. BATTYE	Kawasaki Ninja 300 1'59.021
32	35 A. TRIGLIA	Honda CBR500R 1'59.462
33	7 N. SETTIMO	Yamaha YZF-R3 1'59.641
34	130 R. FERREIRA	Yamaha YZF-R3 2'00.131
35	58 T. FINOCCHIARO	Yamaha YZF-R3 2'00.657
36	53 V. GRIMOUX	Yamaha YZF-R3 2'00.804
37	19 E. ROVELLI	Yamaha YZF-R3 2'01.019
38	9 R. DOORAKKERS	Yamaha YZF-R3 2'01.382
39	77 A. SIBAJA MORENO	Honda CBR500R 2'02.068

SPEED		
1	55 G. HENDRA	Yamaha YZF-R3 187.6
2	22 M. KALININ	Yamaha YZF-R3 185.7
3	75 S. DEROUE	Kawasaki Ninja 300 185.4
4	20 D. LOUREIRO	Yamaha YZF-R3 184.2
5	13 J. FACCO	Yamaha YZF-R3 183.9
6	33 D. VALLE	Yamaha YZF-R3 183.9
7	14 E. DE LA VEGA	Yamaha YZF-R3 183.6
8	84 M. CARBONERA	Yamaha YZF-R3 183.3
9	23 M. BASTIANELLI	Kawasaki Ninja 300 183.0
10	54 H. CABUK	Kawasaki Ninja 300 182.7
11	42 J. JAHNIG	KTM RC 390 R 182.7
12	72 O. BONOLI	KTM RC 390 R 182.7
13	15 A. COPPOLA	Yamaha YZF-R3 182.4
14	6 R. SCHOTMAN	Yamaha YZF-R3 182.4
15	2 A. CARRASCO	Kawasaki Ninja 300 182.4
16	49 M. CARUSI	Kawasaki Ninja 300 182.1
17	88 M. PEREZ	Honda CBR500R 182.1
18	27 F. ROVELLI	Yamaha YZF-R3 181.5
19	80 A. PONTONE	Yamaha YZF-R3 181.5
20	87 A. LICCIARDI	Yamaha YZF-R3 180.9
21	81 M. GONZALEZ	Yamaha YZF-R3 180.9
22	71 T. EDWARDS	Kawasaki Ninja 300 180.6
23	18 A. MURLEY	Yamaha YZF-R3 180.6
24	133 R. BATTYE	Kawasaki Ninja 300 180.3
25	17 G. NODERER	Honda CBR500R 180.0
26	28 P. GIACOMINI	Yamaha YZF-R3 180.0
27	41 M. GARCIA	Yamaha YZF-R3 179.7
28	130 R. FERREIRA	Yamaha YZF-R3 179.4
29	121 K. PATOVA	Yamaha YZF-R3 179.1
30	7 N. SETTIMO	Yamaha YZF-R3 179.1
31	25 B. SANCHEZ	Yamaha YZF-R3 179.1
32	35 A. TRIGLIA	Honda CBR500R 178.8
33	79 C. TAYLOR	Kawasaki Ninja 300 178.8
34	58 T. FINOCCHIARO	Yamaha YZF-R3 178.0
35	77 A. SIBAJA MORENO	Honda CBR500R 177.1
36	53 V. GRIMOUX	Yamaha YZF-R3 176.3
37	12 A. RUSMIPUTRO	Yamaha YZF-R3 175.7
38	19 E. ROVELLI	Yamaha YZF-R3 173.0
39	9 R. DOORAKKERS	Yamaha YZF-R3 169.3

SEG. 1	
1	72 O. BONOLI 28.863
2	55 G. HENDRA 28.887
3	75 S. DEROUE 28.918
4	15 A. COPPOLA 29.044
5	41 M. GARCIA 29.083
6	33 D. VALLE 29.141
7	87 A. LICCIARDI 29.201
8	81 M. GONZALEZ 29.228
9	13 J. FACCO 29.236
10	79 C. TAYLOR 29.247
11	22 M. KALININ 29.279
12	28 P. GIACOMINI 29.280
13	6 R. SCHOTMAN 29.285
14	14 E. DE LA VEGA 29.299
15	71 T. EDWARDS 29.305
16	88 M. PEREZ 29.362
17	2 A. CARRASCO 29.371
18	42 J. JAHNIG 29.424
19	20 D. LOUREIRO 29.447
20	25 B. SANCHEZ 29.504
21	84 M. CARBONERA 29.510
22	23 M. BASTIANELLI 29.535
23	12 A. RUSMIPUTRO 29.537
24	18 A. MURLEY 29.580
25	27 F. ROVELLI 29.584
26	17 G. NODERER 29.714
27	80 A. PONTONE 29.762
28	49 M. CARUSI 29.766
29	54 H. CABUK 29.776
30	133 R. BATTYE 29.778
31	35 A. TRIGLIA 29.792
32	121 K. PATOVA 29.799
33	130 R. FERREIRA 29.917
34	58 T. FINOCCHIARO 29.930
35	7 N. SETTIMO 29.995
36	53 V. GRIMOUX 30.205
37	9 R. DOORAKKERS 30.249
38	19 E. ROVELLI 30.293
39	77 A. SIBAJA MORENO 30.661

SEG. 2	
1	14 E. DE LA VEGA 16.876
2	55 G. HENDRA 16.975
3	75 S. DEROUE 16.979
4	33 D. VALLE 16.995
5	81 M. GONZALEZ 17.002
6	13 J. FACCO 17.012
7	84 M. CARBONERA 17.017
8	72 O. BONOLI 17.074
9	6 R. SCHOTMAN 17.074
10	20 D. LOUREIRO 17.089
11	42 J. JAHNIG 17.091
12	41 M. GARCIA 17.093
13	22 M. KALININ 17.108
14	2 A. CARRASCO 17.131
15	15 A. COPPOLA 17.135
16	79 C. TAYLOR 17.168
17	71 T. EDWARDS 17.195
18	28 P. GIACOMINI 17.214
19	23 M. BASTIANELLI 17.219
20	49 M. CARUSI 17.243
21	54 H. CABUK 17.254
22	87 A. LICCIARDI 17.283
23	80 A. PONTONE 17.285
24	27 F. ROVELLI 17.301
25	88 M. PEREZ 17.315
26	25 B. SANCHEZ 17.384
27	133 R. BATTYE 17.401
28	17 G. NODERER 17.421
29	121 K. PATOVA 17.435
30	12 A. RUSMIPUTRO 17.477
31	35 A. TRIGLIA 17.488
32	7 N. SETTIMO 17.496
33	18 A. MURLEY 17.499
34	130 R. FERREIRA 17.597
35	53 V. GRIMOUX 17.655
36	58 T. FINOCCHIARO 17.693
37	19 E. ROVELLI 17.784
38	9 R. DOORAKKERS 17.861
39	77 A. SIBAJA MORENO 17.877

SEG. 3	
1	81 M. GONZALEZ 32.578
2	15 A. COPPOLA 32.614
3	6 R. SCHOTMAN 32.672
4	14 E. DE LA VEGA 32.673
5	33 D. VALLE 32.705
6	55 G. HENDRA 32.708
7	75 S. DEROUE 32.713
8	88 M. PEREZ 32.739
9	72 O. BONOLI 32.744
10	41 M. GARCIA 32.763
11	13 J. FACCO 32.798
12	2 A. CARRASCO 32.841
13	22 M. KALININ 32.885
14	28 P. GIACOMINI 32.912
15	87 A. LICCIARDI 32.913
16	12 A. RUSMIPUTRO 32.931
17	20 D. LOUREIRO 32.943
18	71 T. EDWARDS 32.944
19	79 C. TAYLOR 32.987
20	25 B. SANCHEZ 32.993
21	18 A. MURLEY 33.039
22	80 A. PONTONE 33.044
23	84 M. CARBONERA 33.055
24	27 F. ROVELLI 33.077
25	133 R. BATTYE 33.165
26	54 H. CABUK 33.180
27	23 M. BASTIANELLI 33.235
28	49 M. CARUSI 33.242
29	42 J. JAHNIG 33.247
30	7 N. SETTIMO 33.256
31	121 K. PATOVA 33.260
32	35 A. TRIGLIA 33.371
33	17 G. NODERER 33.495
34	130 R. FERREIRA 33.547
35	53 V. GRIMOUX 33.698
36	58 T. FINOCCHIARO 33.730
37	9 R. DOORAKKERS 34.035
38	19 E. ROVELLI 34.106
39	77 A. SIBAJA MORENO 34.303

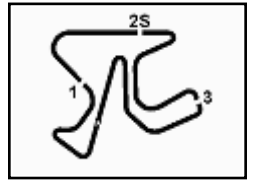
SEG. 4	
1	72 O. BONOLI 37.072
2	41 M. GARCIA 37.081
3	55 G. HENDRA 37.233
4	15 A. COPPOLA 37.327
5	14 E. DE LA VEGA 37.346
6	81 M. GONZALEZ 37.346
7	42 J. JAHNIG 37.382
8	75 S. DEROUE 37.434
9	22 M. KALININ 37.483
10	33 D. VALLE 37.486
11	88 M. PEREZ 37.540
12	13 J. FACCO 37.575
13	6 R. SCHOTMAN 37.594
14	20 D. LOUREIRO 37.620
15	2 A. CARRASCO 37.626
16	84 M. CARBONERA 37.638
17	28 P. GIACOMINI 37.679
18	18 A. MURLEY 37.725
19	27 F. ROVELLI 37.733
20	121 K. PATOVA 37.779
21	25 B. SANCHEZ 37.787
22	54 H. CABUK 37.819
23	12 A. RUSMIPUTRO 37.844
24	79 C. TAYLOR 37.851
25	23 M. BASTIANELLI 37.856
26	80 A. PONTONE 37.877
27	87 A. LICCIARDI 37.882
28	49 M. CARUSI 37.954
29	71 T. EDWARDS 38.010
30	17 G. NODERER 38.091
31	35 A. TRIGLIA 38.269
32	7 N. SETTIMO 38.398
33	133 R. BATTYE 38.470
34	130 R. FERREIRA 38.479
35	58 T. FINOCCHIARO 38.592
36	9 R. DOORAKKERS 38.693
37	19 E. ROVELLI 38.751
38	53 V. GRIMOUX 38.824
39	77 A. SIBAJA MORENO 39.018

20/10/2017

These data/results cannot be reproduced, stored and/or transmitted in whole or in part by any manner of electronic, mechanical, photocopying, recording, broadcasting or otherwise now known or herein after developed without the previous express consent by the copyright owner, except for reproduction in daily press and regular printed publications on sale to the public within 60 days of the event related to those data/results and always provided that copyright symbol appears together as follows below.

© DORNA WSBK ORGANIZATION Srl 2017





## Spanish Round, 20-21-22 October 2017

### World Supersport 300 - Ideal Times Free Practice 2nd Session

Jerez 4.423 m

1 / 2

Rider No.	Nat	Bike	Seg. 1 Diff. 1	Seg. 2 Diff. 2	Seg. 3 Diff. 3	Seg. 4 Diff. 4	Ideal Time			
							Best Lap	Pos.	Diff.	
1	72 O. BONOLI	ITA	KTM RC 390 R	<b>28.863</b>	17.074	32.744 0.015	<b>37.072</b>	<b>1'55.753</b> 1'55.768	1	0.015
2	55 G. HENDRA	INA	Yamaha YZF-R3	28.887 0.412	16.975 0.125	32.708	37.233	<b>1'55.803</b> 1'56.340	4	0.537
3	41 M. GARCIA	ESP	Yamaha YZF-R3	29.083 0.064	17.093 0.029	32.763	37.081	<b>1'56.020</b> 1'56.113	2	0.093
4	75 S. DEROUÉ	NED	Kawasaki Ninja 300	28.918 0.312	16.979 0.066	32.713	37.434 0.174	<b>1'56.044</b> 1'56.596	5	0.552
5	15 A. COPPOLA	ITA	Yamaha YZF-R3	29.044 0.261	17.135 0.097	32.614 0.445	37.327 0.088	<b>1'56.120</b> 1'57.011	8	0.891
6	81 M. GONZALEZ	ESP	Yamaha YZF-R3	29.228 0.035	17.002 0.023	<b>32.578</b>	37.346 0.101	<b>1'56.154</b> 1'56.313	3	0.159
7	14 E. DE LA VEGA	FRA	Yamaha YZF-R3	29.299 0.214	<b>16.876</b> 0.317	32.673 0.364	37.346 0.154	<b>1'56.194</b> 1'57.243	9	1.049
8	33 D. VALLE	ESP	Yamaha YZF-R3	29.141 0.195	16.995 0.397	32.705	37.486	<b>1'56.327</b> 1'56.919	7	0.592
9	13 J. FACCO	ITA	Yamaha YZF-R3	29.236	17.012	32.798 0.375	37.575 0.627	<b>1'56.621</b> 1'57.623	16	1.002
10	6 R. SCHOTMAN	NED	Yamaha YZF-R3	29.285	17.074	32.672	37.594	<b>1'56.625</b> 1'56.625	6	
11	22 M. KALININ	UKR	Yamaha YZF-R3	29.279	17.108 0.265	32.885 0.177	37.483 0.431	<b>1'56.755</b> 1'57.628	17	0.873
12	88 M. PEREZ	ESP	Honda CBR500R	29.362 0.137	17.315 0.031	32.739 0.189	37.540	<b>1'56.956</b> 1'57.313	12	0.357
13	2 A. CARRASCO	ESP	Kawasaki Ninja 300	29.371 0.052	17.131 0.266	32.841	37.626	<b>1'56.969</b> 1'57.287	10	0.318
14	28 P. GIACOMINI	ITA	Yamaha YZF-R3	29.280 0.106	17.214 0.132	32.912 0.002	37.679	<b>1'57.085</b> 1'57.325	13	0.240
15	20 D. LOUREIRO	RSA	Yamaha YZF-R3	29.447	17.089 0.177	32.943	37.620 0.275	<b>1'57.099</b> 1'57.551	14	0.452
16	42 J. JAHNIG	GER	KTM RC 390 R	29.424	17.091 0.095	33.247	37.383 0.048	<b>1'57.145</b> 1'57.288	11	0.143
17	84 M. CARBONERA	ITA	Yamaha YZF-R3	29.510 0.153	17.017 0.136	33.055 0.292	37.638	<b>1'57.220</b> 1'57.801	20	0.581
18	79 C. TAYLOR	GBR	Kawasaki Ninja 300	29.247 0.274	17.168	32.987 0.232	37.851	<b>1'57.253</b> 1'57.759	18	0.506
19	87 A. LICCIARDI	BEL	Yamaha YZF-R3	29.201	17.283 0.047	32.913 0.207	37.882 0.046	<b>1'57.279</b> 1'57.579	15	0.300
20	71 T. EDWARDS	AUS	Kawasaki Ninja 300	29.305	17.195 0.068	32.944 0.175	38.010 0.069	<b>1'57.454</b> 1'57.766	19	0.312
21	25 B. SÁNCHEZ	ESP	Yamaha YZF-R3	29.504	17.384 0.069	32.993	37.787 0.542	<b>1'57.668</b> 1'58.279	25	0.611
22	27 F. ROVELLI	ITA	Yamaha YZF-R3	29.584 0.082	17.301 0.186	33.077 0.016	37.733	<b>1'57.695</b> 1'57.979	21	0.284
23	12 A. RUSMIPUTRO	INA	Yamaha YZF-R3	29.537 0.027	17.477 0.121	32.931 0.068	37.844 0.013	<b>1'57.789</b> 1'58.018	22	0.229
24	18 A. MURLEY	GBR	Yamaha YZF-R3	29.580	17.499 0.061	33.039	37.725 0.296	<b>1'57.843</b> 1'58.200	24	0.357
25	23 M. BASTIANELLI	ITA	Kawasaki Ninja 300	29.535 0.099	17.219 0.133	33.235	37.856	<b>1'57.845</b> 1'58.077	23	0.232
26	80 A. PONTONE	ITA	Yamaha YZF-R3	29.762 0.320	17.285 0.012	33.044	37.877 0.216	<b>1'57.968</b> 1'58.516	27	0.548
27	54 H. CABUK	TUR	Kawasaki Ninja 300	29.776	17.254 0.064	33.180 0.348	37.819	<b>1'58.029</b> 1'58.441	26	0.412
28	49 M. CARUSI	ITA	Kawasaki Ninja 300	29.766	17.243 0.096	33.242 0.292	37.954	<b>1'58.205</b> 1'58.593	29	0.388
29	121 K. PATOVA	FIN	Yamaha YZF-R3	29.799	17.435 0.012	33.260 0.297	37.779	<b>1'58.273</b> 1'58.582	28	0.309
30	17 G. NODERER	GER	Honda CBR500R	29.714 0.221	17.421 0.007	33.495 0.046	38.091	<b>1'58.721</b> 1'58.995	30	0.274
31	133 R. BATTYE	AUS	Kawasaki Ninja 300	29.778	17.401 0.045	33.165	38.470 0.162	<b>1'58.814</b> 1'59.021	31	0.207

20/10/2017

These data/results cannot be reproduced, stored and/or transmitted in whole or in part by any manner of electronic, mechanical, photocopying, recording, broadcasting or otherwise now known or herein after developed without the previous express consent by the copyright owner, except for reproduction in daily press and regular printed publications on sale to the public within 60 days of the event related to those data/results and always provided that copyright symbol appears together as follows below.

© DORNA WSBK ORGANIZATION Srl 2017

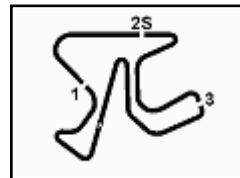
FICR PERUGIA TIMING



Official Tyre Supplier



Official Timekeeper



## Spanish Round, 20-21-22 October 2017

### World Supersport 300 - Ideal Times Free Practice 2nd Session

Jerez 4.423 m

**2 / 2**

Rider No.	Nat	Bike	Seg. 1 Diff. 1	Seg. 2 Diff. 2	Seg. 3 Diff. 3	Seg. 4 Diff. 4	Ideal Time			
							Best Lap	Pos.	Diff.	
32	<b>35 A. TRIGLIA</b>	ITA	Honda CBR500R	29.792 0.225	17.488 0.023	33.371	38.269 0.294	<b>1'58.920</b> 1'59.462	32	0.542
33	<b>7 N. SETTIMO</b>	ITA	Yamaha YZF-R3	29.995 0.110	17.496	33.256	38.398 0.386	<b>1'59.145</b> 1'59.641	33	0.496
34	<b>130 R. FERREIRA</b>	BRA	Yamaha YZF-R3	29.917	17.597 0.058	33.547	38.479 0.533	<b>1'59.540</b> 2'00.131	34	0.591
35	<b>58 T. FINOCCHIARO</b>	GBR	Yamaha YZF-R3	29.930 0.100	17.693 0.272	33.730 0.309	38.592 0.031	<b>1'59.945</b> 2'00.657	35	0.712
36	<b>53 V. GRIMOUX</b>	FRA	Yamaha YZF-R3	30.205	17.655	33.698	38.824 0.422	<b>2'00.382</b> 2'00.804	36	0.422
37	<b>9 R. DOORAKKERS</b>	NED	Yamaha YZF-R3	30.249	17.861 0.052	34.035	38.693 0.492	<b>2'00.838</b> 2'01.382	38	0.544
38	<b>19 E. ROVELLI</b>	ITA	Yamaha YZF-R3	30.293 0.038	17.784	34.106 0.047	38.751	<b>2'00.934</b> 2'01.019	37	0.085
39	<b>77 A. SIBAJA MORENO</b>	ESP	Honda CBR500R	30.661 0.006	17.877 0.004	34.303	39.018 0.199	<b>2'01.859</b> 2'02.068	39	0.209
<b>Overall Ideal Time</b>				28.863	16.876	32.578	37.072	<b>1'55.389</b>		

20/10/2017

These data/results cannot be reproduced, stored and/or transmitted in whole or in part by any manner of electronic, mechanical, photocopying, recording, broadcasting or otherwise now known or herein after developed without the previous express consent by the copyright owner, except for reproduction in daily press and regular printed publications on sale to the public within 60 days of the event related to those data/results and always provided that copyright symbol appears together as follows below.

© DORNA WSBK ORGANIZATION Srl 2017

**FKR PERUGIA TIMING**


Official Tyre Supplier



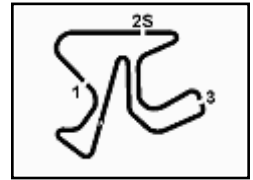
Official Timekeeper











## Spanish Round, 20-21-22 October 2017

### World Supersport 300 - Chronological Analysis Free Practice 2nd Session

Jerez 4.423 m

4 / 6

Lap	Seg.1	Seg.2	Seg.3	Seg.4	Lap Time	km/h	Local Time
1	50.965	23.349	41.104	41.542	2'36.960P	129,1	17:00'05.615
2	30.392	17.617	34.025	38.253	2'00.287	175,4	17:02'42.575
3	30.077	17.345	33.520	37.993	1'58.935	178,6	17:04'42.862
4	30.088	17.789	34.791	38.013	2'00.681	174,6	17:06'41.797
5	29.884	17.340	33.688	38.247	1'59.159	175,7	17:08'42.478
6	29.839	17.568	33.544	2'01.748	3'22.699P	174,3	17:10'41.637
7	53.051	20.370	38.481	42.113	2'34.015P	162,8	17:14'04.336
8	29.736	17.244	33.397	37.922	1'58.299	<b>183,0</b>	17:16'38.351
9	32.104	18.997	37.504	40.035	2'08.640	136,4	17:18'36.650
10	29.665	17.377	33.595	38.451	1'59.088	179,1	17:20'45.290
11	36.037	19.349	39.495	56.491	2'31.372	149,8	17:22'44.378
12	30.248	17.638	33.966	38.371	2'00.223	170,8	17:25'15.750
13	29.634	17.352	<b>33.235</b>	<b>37.856</b>	<b>1'58.077</b>	176,0	17:27'15.973
14	<b>29.535</b>	<b>17.219</b>	33.518	38.007	1'58.279	176,8	17:29'14.050
15							17:31'12.329
<b>27° 80 A. PONTONE (1'58.516)</b>							
Lap	Seg.1	Seg.2	Seg.3	Seg.4	Lap Time	km/h	Local Time
1	47.303	19.994	40.148	42.926	2'30.371P	161,9	17:00'11.368
2	30.232	17.352	33.630	38.145	1'59.359	177,1	17:02'41.739
3	30.390	<b>17.285</b>	33.354	38.374	1'59.403	178,3	17:04'41.098
4	30.051	17.652	33.299	<b>37.877</b>	1'58.879	172,4	17:06'40.501
5	30.082	17.297	<b>33.044</b>	<b>38.093</b>	<b>1'58.516</b>	<b>181,5</b>	17:08'39.380
6	<b>29.762</b>	17.525	34.076	38.170	1'59.533	176,6	17:10'37.896
7	30.018	17.429	33.630	40.179	2'01.256	178,0	17:12'37.429
8	29.888	17.622	33.432	39.030	1'59.972	173,8	17:14'38.685
9	29.797	17.433	33.370	38.322	1'58.922	177,4	17:16'38.657
10	30.596	17.723	33.580	38.332	2'00.231	175,2	17:18'37.579
11	29.845	17.508	34.086	46.538	2'07.977	178,3	17:20'23.810
12	30.109	17.912	34.624	2'09.021	3'31.666P	173,0	17:22'45.787
13	42.970	18.606	34.073	38.261	2'13.910P	167,2	17:24'17.453
14	30.138	17.509	33.643	38.478	1'59.768	180,0	17:26'17.363
15							17:30'31.131
<b>28° 121 K. PATOVA (1'58.582)</b>							
Lap	Seg.1	Seg.2	Seg.3	Seg.4	Lap Time	km/h	Local Time
1	41.442	21.309	37.101	40.238	2'20.090P	148,2	17:00'08.158
2	30.786	17.937	34.421	40.258	2'03.402	173,0	17:02'28.248
3	30.916	17.775	34.670	39.163	2'02.524	168,5	17:04'31.650
4	30.051	17.619	33.646	38.427	1'59.743	174,1	17:06'34.174
5	29.973	17.501	34.307	39.189	2'00.970	<b>179,1</b>	17:08'33.917
6	29.901	<b>17.435</b>	33.779	38.343	1'59.458	177,4	17:10'34.887
7	30.722	17.749	33.770	38.384	2'00.625	172,2	17:12'34.345
8	30.031	17.850	33.980	38.537	2'00.398	172,2	17:14'34.970
9	29.860	17.657	34.394	38.264	2'00.175	171,9	17:16'35.368
10	29.971	17.514	<b>33.260</b>	38.020	1'58.765	178,0	17:18'35.543
11	29.940	17.596	33.300	38.050	1'58.886	174,6	17:20'34.308
12	30.054	17.786	34.092	38.341	2'00.273	170,6	17:22'33.194
13	<b>29.799</b>	17.447	33.557	<b>37.779</b>	<b>1'58.582</b>	172,4	17:24'33.467
14	30.289	38.531	36.310	38.527	2'23.657	144,8	17:26'32.049
15	29.890	17.680	34.247	38.652	2'00.469	152,9	17:28'55.706
16							17:30'56.175
<b>29° 49 M. CARUSI (1'58.593)</b>							
Lap	Seg.1	Seg.2	Seg.3	Seg.4	Lap Time	km/h	Local Time
1	43.622	24.215	44.721	45.271	2'37.829P	112,0	17:00'05.995
2	30.319	17.503	33.654	38.129	1'59.605	176,6	17:02'43.824
3	<b>29.766</b>	17.339	33.534	<b>37.954</b>	<b>1'58.593</b>	<b>182,1</b>	17:04'43.429
4	30.290	17.399	33.979	38.296	1'59.964	179,4	17:06'42.022
5	30.348	17.406	33.783	38.340	1'59.877	178,0	17:08'41.986
6	30.035	<b>17.243</b>	33.627	39.705	2'00.610	180,3	17:10'41.863
7	30.186	17.686	33.622	4'13.383	5'34.877P	171,9	17:12'42.473
8	38.166	21.932	37.107	40.102	2'17.307P	131,8	17:18'17.350
9	30.496	17.408	33.382	38.194	1'59.480	175,7	17:20'34.657
10	32.053	17.281	34.825	38.078	2'02.237	180,0	17:22'34.137
11	30.151	17.523	33.514	38.197	1'59.385	173,8	17:24'36.374
12	30.079	17.663	<b>33.242</b>	38.146	1'59.130	173,3	17:26'35.759
13	30.111	17.662	33.500	38.322	1'59.595	171,1	17:28'34.889
14							17:30'34.484
<b>30° 17 G. NODERER (1'58.995)</b>							
Lap	Seg.1	Seg.2	Seg.3	Seg.4	Lap Time	km/h	Local Time
1	41.225	21.270	39.824	4'03.733	5'46.052P	154,0	17:00'28.583
2	38.495	23.466	41.306	41.003	2'24.270P	127,4	17:06'14.635
3	30.367	17.466	33.564	38.132	1'59.529	176,0	17:08'38.905
4	<b>29.776</b>	17.318	33.528	<b>37.819</b>	<b>1'58.441</b>	179,4	17:10'38.434
5	29.862	17.349	33.992	41.233	2'02.436	<b>182,7</b>	17:12'36.875
6	29.915	17.294	33.707	38.958	1'59.874	178,0	17:14'39.311
7	29.940	<b>17.254</b>	<b>33.180</b>	38.162	1'58.536	178,8	17:16'39.185
8							17:18'37.721

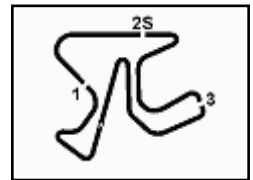
20/10/2017 P = Pits In/Out - C = Lap-Time Cancelled

These data/results cannot be reproduced, stored and/or transmitted in whole or in part by any manner of electronic, mechanical, photocopying, recording, broadcasting or otherwise now known or herein after developed without the previous express consent by the copyright owner, except for reproduction in daily press and regular printed publications on sale to the public within 60 days of the event related to those data/results and always provided that copyright symbol appears together as follows below.

© DORNA WSBK ORGANIZATION Srl 2017







## Spanish Round, 20-21-22 October 2017

### World Supersport 300 - Chronological Analysis Free Practice 2nd Session

2	31.060	18.359	35.030	1'53.432	3'17.881P	168,5	17:06'13.249
3	36.869	18.351	34.967	39.300	2'09.487P	168,3	17:08'22.736
4	30.906	18.573	34.588	39.157	2'03.224	164,0	17:10'25.960
5	30.928	18.361	34.342	39.819	2'03.450	167,0	17:12'29.410
6	30.829	17.863	34.448	38.881	2'02.021	172,7	17:14'31.431
7	<b>30.293</b>	17.849	<b>34.106</b>	41.161	2'03.409	<b>173,0</b>	17:16'34.840
8	30.331	<b>17.784</b>	34.153	<b>38.751</b>	<b>2'01.019</b>	170,8	17:18'35.859
9	30.989	18.248	34.753	38.871	2'02.861	164,5	17:20'38.720
10	33.711	20.474	37.657	1'31.142	3'02.984P	134,9	17:23'41.704
11	34.282	18.599	34.701	43.021	2'10.603P	160,0	17:25'52.307
12	31.964	20.000	37.703	1'05.264	2'34.931P	144,9	17:28'27.238
13	40.742	18.147	34.337	39.201	2'12.427P	170,6	17:30'39.665

38° 9 R. DOORAKKERS (2'01.382)							
Lap	Seg.1	Seg.2	Seg.3	Seg.4	Lap Time	km/h	Local Time
							17:00'03.909
1	35.602	18.629	35.637	39.809	2'09.677P	164,5	17:02'13.586
2	30.972	18.066	34.673	39.538	2'03.249	167,2	17:04'16.835
3	30.560	17.932	34.276	<b>38.693</b>	2'01.461	168,0	17:06'18.296
4	32.561	18.080	35.057	2'06.511	3'32.209P	167,0	17:09'50.505
5	34.830	18.238	34.767	40.180	2'08.015P	166,2	17:11'58.520
6	30.679	18.124	34.713	39.592	2'03.108	168,0	17:14'01.628
7	30.439	17.991	34.465	39.592	2'02.487	168,3	17:16'04.115
8	31.188	18.255	34.898	1'46.884	3'11.225P	166,0	17:19'15.340
9	44.166	18.390	39.118	39.934	2'21.608P	165,0	17:21'36.948
10	30.700	18.092	34.743	39.585	2'03.120	166,7	17:23'40.068
11	<b>30.249</b>	17.913	<b>34.035</b>	39.185	<b>2'01.382</b>	168,8	17:25'41.450
12	30.365	<b>17.861</b>	34.275	39.123	2'01.624	<b>169,3</b>	17:27'43.074
13	30.290	18.097	34.336	40.065	2'02.788	165,5	17:29'45.862
14	31.973	18.340	35.216	40.295	2'05.824	166,7	17:31'51.686

39° 77 A. SIBAJA MORENO (2'02.068)							
Lap	Seg.1	Seg.2	Seg.3	Seg.4	Lap Time	km/h	Local Time
							17:00'06.964
1	39.817	18.982	36.452	1'51.102	3'26.353P	157,7	17:03'33.317
2	36.733	18.541	35.018	40.056	2'10.348P	173,0	17:05'43.665
3	31.410	18.147	34.972	39.834	2'04.363	172,7	17:07'48.028
4	30.998	18.309	34.785	39.593	2'03.685	173,0	17:09'51.713
5	30.885	18.131	34.439	39.644	2'03.099	172,7	17:11'54.812
6	30.799	18.112	34.613	39.311	2'02.835	173,3	17:13'57.647
7	31.123	18.436	35.699	1'59.236	3'24.494P	170,6	17:17'22.141
8	43.858	22.982	40.237	1'15.027	3'02.104P	141,4	17:20'24.245
9	35.457	18.352	35.112	40.246	2'09.167P	172,2	17:22'33.412
10	30.968	18.287	36.266	39.532	2'05.053	168,3	17:24'38.465
11	<b>30.661</b>	<b>17.877</b>	34.305	39.420	2'02.263	<b>177,1</b>	17:26'40.728
12	30.841	17.985	34.355	<b>39.018</b>	2'02.199	174,1	17:28'42.927
13	30.667	17.881	<b>34.303</b>	39.217	<b>2'02.068</b>	174,6	17:30'44.995

20/10/2017

P = Pits In/Out - C = Lap-Time Cancelled

These data/results cannot be reproduced, stored and/or transmitted in whole or in part by any manner of electronic, mechanical, photocopying, recording, broadcasting or otherwise now known or herein after developed without the previous express consent by the copyright owner, except for reproduction in daily press and regular printed publications on sale to the public within 60 days of the event related to those data/results and always provided that copyright symbol appears together as follows below.

© DORNA WSBK ORGANIZATION Srl 2017

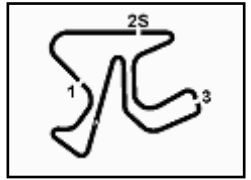
FKR PERUGIA TIMING



Official Tyre Supplier



Official Timekeeper



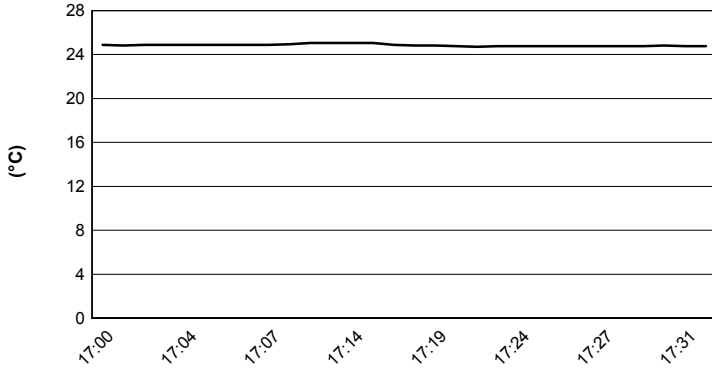
Jerez 4.423 m

## Spanish Round, 20-21-22 October 2017

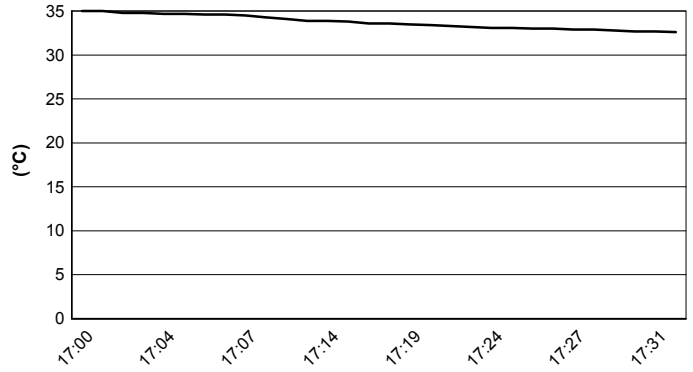
### World Supersport 300 - Weather Report Free Practice 2nd Session

Session started 17:00 - Session ended 17:31


#### Air Temperature



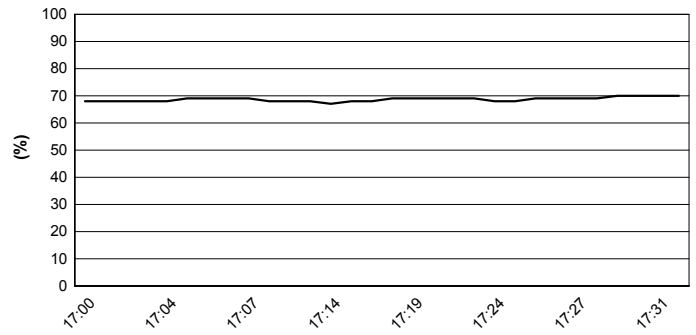
#### Track Temperature



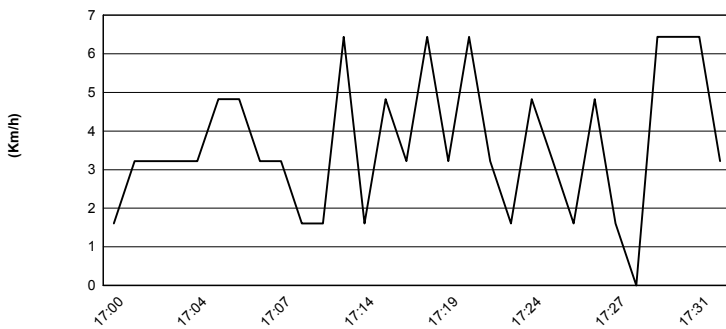
#### Air Pressure



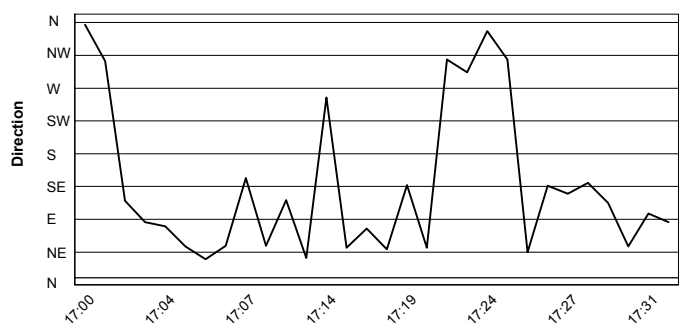
#### Humidity



#### Wind Speed



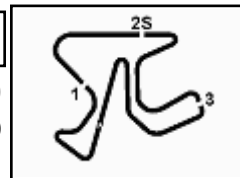
#### Wind Direction



20/10/2017

These data/results cannot be reproduced, stored and/or transmitted in whole or in part by any manner of electronic, mechanical, photocopying, recording, broadcasting or otherwise now known or herein after developed without the previous express consent by the copyright owner, except for reproduction in daily press and regular printed publications on sale to the public within 60 days of the event related to those data/results and always provided that copyright symbol appears together as follows below.

© DORNA WSBK ORGANIZATION Srl 2017



## Spanish Round, 20-21-22 October 2017

### World Supersport 300 - Superpoles Entry List

#### Superpole 1

FPs Pos	No. Rider	Nat	Team	Bike	Time
11	<b>84 M. CARBONERA</b>	ITA	SK Racing	Yamaha YZF-R3	<b>1'57.122</b>
12	<b>88 M. PEREZ</b>	ESP	WILSport Racedays	Honda CBR500R	<b>1'57.166</b>
13	<b>2 A. CARRASCO</b>	ESP	ETG Racing	Kawasaki Ninja 300	<b>1'57.287</b>
14	<b>42 J. JAHNIG</b>	GER	Team Runner Bike	KTM RC 390 R	<b>1'57.288</b>
15	<b>28 P. GIACOMINI</b>	ITA	Terra e Moto	Yamaha YZF-R3	<b>1'57.325</b>
16	<b>79 C. TAYLOR</b>	GBR	MTM HS Kawasaki	Kawasaki Ninja 300	<b>1'57.548</b>
17	<b>20 D. LOUREIRO</b>	RSA	DS Junior Team	Yamaha YZF-R3	<b>1'57.551</b>
18	<b>87 A. LICCIARDI</b>	BEL	Team Trasimeno	Yamaha YZF-R3	<b>1'57.579</b>
19	<b>13 J. FACCO</b>	ITA	SK Racing	Yamaha YZF-R3	<b>1'57.623</b>
20	<b>22 M. KALININ</b>	UKR	Team MOTOXRACING	Yamaha YZF-R3	<b>1'57.628</b>
21	<b>71 T. EDWARDS</b>	AUS	Hel Performance - Benjan Racing	Kawasaki Ninja 300	<b>1'57.766</b>
22	<b>27 F. ROVELLI</b>	ITA	ParkinGO DS Junior Team	Yamaha YZF-R3	<b>1'57.979</b>
23	<b>23 M. BASTIANELLI</b>	ITA	3570 Made in CIV	Kawasaki Ninja 300	<b>1'58.077</b>
24	<b>80 A. PONTONE</b>	ITA	IODARacing	Yamaha YZF-R3	<b>1'58.091</b>
25	<b>18 A. MURLEY</b>	GBR	Team Toth	Yamaha YZF-R3	<b>1'58.200</b>
26	<b>25 B. SÁNCHEZ</b>	ESP	Halcourier Racing	Yamaha YZF-R3	<b>1'58.279</b>
27	<b>133 R. BATTYE</b>	AUS	BWG Racing-Grimaldi	Kawasaki Ninja 300	<b>1'58.434</b>
28	<b>54 H. CABUK</b>	TUR	Kawasaki Puccetti Racing	Kawasaki Ninja 300	<b>1'58.441</b>
29	<b>121 K. PATOVA</b>	FIN	Kallio Racing	Yamaha YZF-R3	<b>1'58.582</b>
30	<b>49 M. CARUSI</b>	ITA	3570 Made in CIV	Kawasaki Ninja 300	<b>1'58.593</b>
31	<b>17 G. NODERER</b>	GER	Scuderia Maranga Racing	Honda CBR500R	<b>1'58.995</b>
32	<b>35 A. TRIGLIA</b>	ITA	Scuderia Maranga Racing	Honda CBR500R	<b>1'59.098</b>
33	<b>7 N. SETTIMO</b>	ITA	2R Road Racing	Yamaha YZF-R3	<b>1'59.641</b>
34	<b>9 R. DOORAKKERS</b>	NED	MVR Racing	Yamaha YZF-R3	<b>1'59.856</b>
35	<b>130 R. FERREIRA</b>	BRA	Kallio Racing	Yamaha YZF-R3	<b>1'59.973</b>
36	<b>58 T. FINOCCHIARO</b>	GBR	2R Road Racing	Yamaha YZF-R3	<b>2'00.657</b>
37	<b>53 V. GRIMOUX</b>	FRA	Team Toth	Yamaha YZF-R3	<b>2'00.804</b>
38	<b>19 E. ROVELLI</b>	ITA	ParkinGO DS Junior Team	Yamaha YZF-R3	<b>2'01.019</b>
39	<b>77 A. SIBAJA MORENO</b>	ESP	DEZA-Cordoba Patrimonio de la Humanidad	Honda CBR500R	<b>2'02.068</b>

#### Superpole 2

FPs Pos	No. Rider	Nat	Team	Bike	Time
1	<b>72 O. BONOLI</b>	ITA	Team Runner Bike	KTM RC 390 R	<b>1'55.768</b>
2	<b>15 A. COPPOLA</b>	ITA	SK Racing	Yamaha YZF-R3	<b>1'56.072</b>
3	<b>41 M. GARCIA</b>	ESP	Halcourier Racing	Yamaha YZF-R3	<b>1'56.113</b>
4	<b>81 M. GONZALEZ</b>	ESP	Halcourier Racing Viajes 2000	Yamaha YZF-R3	<b>1'56.313</b>
5	<b>55 G. HENDRA</b>	INA	Team MOTOXRACING	Yamaha YZF-R3	<b>1'56.340</b>
6	<b>75 S. DEROUÉ</b>	NED	MTM HS Kawasaki	Kawasaki Ninja 300	<b>1'56.596</b>
7	<b>6 R. SCHOTMAN</b>	NED	GRT Yamaha WorldSSP300 Team	Yamaha YZF-R3	<b>1'56.625</b>
8	<b>12 A. RUSMIPUTRO</b>	INA	Pertamina Almeria Racing Team	Yamaha YZF-R3	<b>1'56.687</b>
9	<b>14 E. DE LA VEGA</b>	FRA	GRT Yamaha WorldSSP300 Team	Yamaha YZF-R3	<b>1'56.839</b>
10	<b>33 D. VALLE</b>	ESP	Halcourier Racing	Yamaha YZF-R3	<b>1'56.892</b>

\*  
\*

\* These positions are assigned to the 1st and 2nd rider classified in Superpole 1

20/10/2017 1:

These data/results cannot be reproduced, stored and/or transmitted in whole or in part by any manner of electronic, mechanical, photocopying, recording, broadcasting or otherwise now known or herein after developed without the previous express consent by the copyright owner, except for reproduction in daily press and regular printed publications on sale to the public within 60 days of the event related to those data/results and always provided that copyright symbol appears together as follows below.

© DORNA WSBK ORGANIZATION Srl 2017

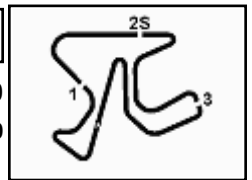
FIAT PERUGIA TIMING



Official Tyre Supplier



Official Timekeeper



Jerez 4.423 m

## Spanish Round, 20-21-22 October 2017

### World Supersport 300 - Best Laps & Speeds

1 / 2

No.	Rider		Best Lap	FP1		FP2					
	Nat	Bike		laps	speed	laps	speed				
1	72	O. BONOLI	1'55.768	1'56.206	1'55.768	23	189,2	12	189,2	11	182,6
		ITA KTM RC 390 R									
2	15	A. COPPOLA	1'56.072	1'56.072	1'57.011	28	190,1	13	190,1	15	182,3
		ITA Yamaha YZF-R3									
3	41	M. GARCIA	1'56.113	1'56.742	1'56.113	29	179,7	14	176,5	15	179,7
		ESP Yamaha YZF-R3									
4	81	M. GONZALEZ	1'56.313	1'56.720	1'56.313	28	180,8	13	179,7	15	180,8
		ESP Yamaha YZF-R3									
5	55	G. HENDRA	1'56.340	1'57.142	1'56.340	27	187,6	12	182,6	15	187,6
		INA Yamaha YZF-R3									
6	75	S. DEROUÉ	1'56.596	1'56.658	1'56.596	26	185,4	13	184,4	13	185,4
		NED Kawasaki Ninja 300									
7	6	R. SCHOTMAN	1'56.625	1'56.835	1'56.625	28	187,9	15	187,9	13	182,3
		NED Yamaha YZF-R3									
8	12	A. RUSMIPUTRO	1'56.687	1'56.687	1'58.018	27	181,7	14	181,7	13	175,7
		INA Yamaha YZF-R3									
9	14	E. DE LA VEGA	1'56.839	1'56.839	1'57.243	28	184,8	15	184,8	13	183,5
		FRA Yamaha YZF-R3									
10	33	D. VALLE	1'56.892	1'56.892	1'56.919	29	184,1	14	184,1	15	183,8
		ESP Yamaha YZF-R3									
11	84	M. CARBONERA	1'57.122	1'57.122	1'57.801	28	183,2	14	182,6	14	183,2
		ITA Yamaha YZF-R3									
12	88	M. PEREZ	1'57.166	1'57.166	1'57.313	24	182,0	12	179,1	12	182,0
		ESP Honda CBR500R									
13	2	A. CARRASCO	1'57.287	1'58.108	1'57.287	26	182,6	11	182,6	15	182,3
		ESP Kawasaki Ninja 300									
14	42	J. JAHNIG	1'57.288	1'58.154	1'57.288	19	182,6	14	181,4	5	182,6
		GER KTM RC 390 R									
15	28	P. GIACOMINI	1'57.325	1'58.358	1'57.325	26	180,0	13	177,9	13	180,0
		ITA Yamaha YZF-R3									
16	79	C. TAYLOR	1'57.548	1'57.548	1'57.759	28	182,9	14	182,9	14	178,8
		GBR Kawasaki Ninja 300									
17	20	D. LOUREIRO	1'57.551	1'57.754	1'57.551	26	185,7	14	185,7	12	184,1
		RSA Yamaha YZF-R3									
18	87	A. LICCIARDI	1'57.579	1'57.826	1'57.579	28	183,8	13	183,8	15	180,8
		BEL Yamaha YZF-R3									
19	13	J. FACCO	1'57.623	1'58.187	1'57.623	27	184,8	13	184,8	14	183,8
		ITA Yamaha YZF-R3									
20	22	M. KALININ	1'57.628	1'57.654	1'57.628	30	185,7	15	185,1	15	185,7
		UKR Yamaha YZF-R3									

20/10/2017

These data/results cannot be reproduced, stored and/or transmitted in whole or in part by any manner of electronic, mechanical, photocopying, recording, broadcasting or otherwise now known or herein after developed without the previous express consent by the copyright owner, except for reproduction in daily press and regular printed publications on sale to the public within 60 days of the event related to those data/results and always provided that copyright symbol appears together as follows below.

© DORNA WSBK ORGANIZATION Srl 2017

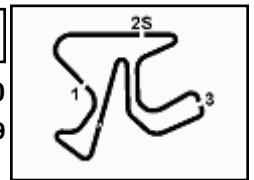
FICR PERUGIA TIMING



Official Tyre Supplier



Official Timekeeper



## Spanish Round, 20-21-22 October 2017

### World Supersport 300 - Best Laps & Speeds

No.	Rider		Best Lap	FP1		FP2	
	Nat	Bike		laps	speed	laps	speed
21	<b>71 T. EDWARDS</b>		<b>1'57.766</b>	1'59.925	1'57.766		
	AUS	Kawasaki Ninja 300	28 180,5	13 176,8	15 180,5		
22	<b>27 F. ROVELLI</b>		<b>1'57.979</b>	1'58.816	1'57.979		
	ITA	Yamaha YZF-R3	27 181,4	13 179,4	14 181,4		
23	<b>23 M. BASTIANELLI</b>		<b>1'58.077</b>	1'58.644	1'58.077		
	ITA	Kawasaki Ninja 300	28 182,9	14 182,0	14 182,9		
24	<b>80 A. PONTONE</b>		<b>1'58.091</b>	1'58.091	1'58.516		
	ITA	Yamaha YZF-R3	28 183,8	14 183,8	14 181,4		
25	<b>18 A. MURLEY</b>		<b>1'58.200</b>	1'59.094	1'58.200		
	GBR	Yamaha YZF-R3	25 180,8	10 180,8	15 180,5		
26	<b>25 B. SÁNCHEZ</b>		<b>1'58.279</b>	1'59.085	1'58.279		
	ESP	Yamaha YZF-R3	28 185,4	13 185,4	15 179,1		
27	<b>133 R. BATTYE</b>		<b>1'58.434</b>	1'58.434	1'59.021		
	AUS	Kawasaki Ninja 300	25 180,2	13 177,9	12 180,2		
28	<b>54 H. CABUK</b>		<b>1'58.441</b>	1'58.541	1'58.441		
	TUR	Kawasaki Ninja 300	18 182,6	5 176,0	13 182,6		
29	<b>121 K. PATOVA</b>		<b>1'58.582</b>	1'59.380	1'58.582		
	FIN	Yamaha YZF-R3	29 181,4	14 181,4	15 179,1		
30	<b>49 M. CARUSI</b>		<b>1'58.593</b>	2'00.090	1'58.593		
	ITA	Kawasaki Ninja 300	27 182,0	14 176,2	13 182,0		
31	<b>17 G. NODERER</b>		<b>1'58.995</b>	1'59.056	1'58.995		
	GER	Honda CBR500R	30 180,2	15 180,2	15 180,0		
32	<b>35 A. TRIGLIA</b>		<b>1'59.098</b>	1'59.098	1'59.462		
	ITA	Honda CBR500R	28 181,7	14 181,7	14 178,8		
33	<b>7 N. SETTIMO</b>		<b>1'59.641</b>	1'59.738	1'59.641		
	ITA	Yamaha YZF-R3	29 179,1	15 179,1	14 179,1		
34	<b>9 R. DOORAKKERS</b>		<b>1'59.856</b>	1'59.856	2'01.382		
	NED	Yamaha YZF-R3	29 183,2	15 183,2	14 169,2		
35	<b>130 R. FERREIRA</b>		<b>1'59.973</b>	1'59.973	2'00.131		
	BRA	Yamaha YZF-R3	30 180,2	15 180,2	15 179,4		
36	<b>58 T. FINOCCHIARO</b>		<b>2'00.657</b>	2'01.080	2'00.657		
	GBR	Yamaha YZF-R3	29 177,9	14 175,7	15 177,9		
37	<b>53 V. GRIMOUX</b>		<b>2'00.804</b>	2'01.641	2'00.804		
	FRA	Yamaha YZF-R3	28 181,4	14 181,4	14 176,2		
38	<b>19 E. ROVELLI</b>		<b>2'01.019</b>	2'02.208	2'01.019		
	ITA	Yamaha YZF-R3	25 173,5	12 173,5	13 172,9		
39	<b>77 A. SIBAJA MORENO</b>		<b>2'02.068</b>	2'02.759	2'02.068		
	ESP	Honda CBR500R	26 179,1	13 179,1	13 177,1		

20/10/2017

These data/results cannot be reproduced, stored and/or transmitted in whole or in part by any manner of electronic, mechanical, photocopying, recording, broadcasting or otherwise now known or herein after developed without the previous express consent by the copyright owner, except for reproduction in daily press and regular printed publications on sale to the public within 60 days of the event related to those data/results and always provided that copyright symbol appears together as follows below.

© DORNA WSBK ORGANIZATION Srl 2017

**FICR PERUGIA TIMING**


Official Tyre Supplier



Official Timekeeper