

Spanish Round, 20-21-22 October 2017

World Supersport 300 - Chronological Analysis Free Practice 2nd Session

1° 72 O. BONOLI (1'55.768)

Lap	Seg.1	Seg.2	Seg.3	Seg.4	Lap Time	km/h	Local Time
							17:00'11.485
1	48.263	19.850	41.346	40.654	2'30.113P	126,3	17:02'41.598
2	29.818	17.535	33.231	37.466	1'58.050	176,0	17:04'39.648
3	30.166	17.582	32.922	38.305	1'58.975	172,4	17:06'38.623
4	29.405	17.227	32.773	37.123	1'56.528	178,6	17:08'35.151
5	28.863	17.074	32.759	37.072	1'55.768	182,7	17:10'30.919
6	29.280	17.419	32.744	37.394	1'56.837	175,4	17:12'27.756
7	29.257	17.427	32.757	37.444	1'56.885	176,8	17:14'24.641
8	37.695	23.061	34.060	37.606	2'12.422	154,6	17:16'37.063
9	29.277	17.111	32.853	37.637	1'56.878	181,5	17:18'33.941
10	34.157	19.589	37.178	8'35.209	10'06.133P	151,3	17:28'40.074
11	36.795	17.984	33.691	38.501	2'06.971P	174,3	17:30'47.045

9	29.391	17.193	32.823	37.897	1'57.304	181,2	17:18'35.797
10	29.268	17.521	32.759	37.578	1'57.126	180,9	17:20'32.923
11	29.360	17.428	38.251	38.162	2'03.201	172,7	17:22'36.124
12	29.033	17.322	32.763	37.470	1'56.588	177,4	17:24'32.712
13	30.103	17.867	35.820	37.965	2'01.755	168,0	17:26'34.467
14	28.990	18.875	33.520	37.374	1'58.759	165,2	17:28'33.226
15	28.887	16.975	33.120	37.618	1'56.600	187,6	17:30'29.826

2° 41 M. GARCIA (1'56.113)

Lap	Seg.1	Seg.2	Seg.3	Seg.4	Lap Time	km/h	Local Time
							17:01'15.363
1	37.066	17.757	33.811	37.971	2'06.605P	169,5	17:03'21.968
2	29.459	17.226	32.992	37.644	1'57.321	174,1	17:05'19.289
3	29.318	17.313	32.955	37.407	1'56.993	172,7	17:07'16.282
4	29.147	17.122	32.763	37.081	1'56.113	177,1	17:09'12.395
5	29.750	18.894	37.573	38.207	2'04.424	167,5	17:11'16.819
6	29.169	17.097	32.884	37.235	1'56.385	177,7	17:13'13.204
7	29.170	17.338	32.848	37.202	1'56.558	171,1	17:15'09.762
8	38.357	17.535	33.084	37.417	2'06.393	171,6	17:17'16.155
9	29.321	17.212	32.845	38.572	1'57.950	175,2	17:19'14.105
10	29.217	17.093	32.778	43.483	2'02.571	177,4	17:21'16.676
11	29.307	17.108	32.783	57.769	2'16.967P	179,7	17:23'33.643
12	32.510	17.443	33.123	37.893	2'00.969P	170,6	17:25'34.612
13	29.528	17.424	33.451	39.311	1'59.714	167,7	17:27'34.326
14	29.336	17.311	33.005	39.144	1'58.796	172,7	17:29'33.122
15	29.083	17.389	33.284	38.483	1'58.239	172,7	17:31'31.361

5° 75 S. DEROUÉ (1'56.596)

Lap	Seg.1	Seg.2	Seg.3	Seg.4	Lap Time	km/h	Local Time
							17:02'01.674
1	34.999	18.196	34.029	38.729	2'05.953P	173,8	17:04'07.627
2	29.972	17.676	33.409	38.117	1'59.174	176,6	17:06'06.801
3	29.610	18.049	33.344	39.659	2'00.662	174,6	17:08'07.463
4	29.507	17.442	33.075	37.956	1'57.980	176,3	17:10'05.443
5	29.416	17.599	34.562	3'07.750	4'29.327P	175,4	17:14'34.770
6	33.376	17.285	32.887	38.637	2'02.185P	179,7	17:16'36.955
7	29.500	16.979	33.433	37.434	1'57.346	184,2	17:18'34.301
8	32.579	17.955	32.847	37.937	2'01.318C	180,0	17:20'35.619
9	29.230	17.045	32.713	37.608	1'56.596	183,6	17:22'32.215
10	34.483	16.993	33.087	37.824	2'02.387	185,4	17:24'34.602
11	28.918	17.144	33.038	39.740	1'58.840	177,7	17:26'33.442
12	29.145	17.140	32.867	37.520	1'56.672	179,4	17:28'30.114
13	29.138	17.324	32.925	37.540	1'56.927	176,6	17:30'27.041

6° 6 R. SCHOTMAN (1'56.625)

Lap	Seg.1	Seg.2	Seg.3	Seg.4	Lap Time	km/h	Local Time
							17:00'38.156
1	36.136	18.021	35.926	39.503	2'09.586P	169,5	17:02'47.742
2	29.704	17.449	33.399	37.752	1'58.304	175,2	17:04'46.046
3	29.654	17.440	33.098	37.855	1'58.047	178,0	17:06'44.093
4	29.473	17.297	33.040	37.746	1'57.556	178,6	17:08'41.649
5	29.801	17.960	33.141	37.823	1'58.725	176,6	17:10'40.374
6	29.285	17.074	32.672	37.594	1'56.625	182,4	17:12'36.999
7	29.811	17.264	34.090	4'24.823	5'45.988P	179,4	17:18'22.987
8	38.837	18.343	33.934	41.677	2'12.791P	164,0	17:20'35.778
9	29.755	17.085	33.150	38.977	1'58.967	181,2	17:22'34.745
10	32.510	17.253	33.541	37.650	2'00.954	176,8	17:24'35.699
11	29.437	17.185	33.121	37.822	1'57.565	179,4	17:26'33.264
12	29.570	17.104	33.327	38.088	1'58.089	180,0	17:28'31.353
13	29.610	17.713	33.824	38.229	1'59.376	171,9	17:30'30.729

7° 33 D. VALLE (1'56.919)

Lap	Seg.1	Seg.2	Seg.3	Seg.4	Lap Time	km/h	Local Time
							17:01'09.250
1	35.889	18.038	34.021	38.562	2'06.510P	170,1	17:03'15.760
2	29.750	17.722	33.587	39.059	2'00.118	171,9	17:05'15.878
3	29.554	17.428	33.073	37.933	1'57.988	178,8	17:07'13.866
4	29.369	17.555	33.276	38.112	1'58.312	172,2	17:09'12.178
5	30.371	18.477	32.856	37.791	1'59.495	174,1	17:11'11.673
6	29.336	17.392	32.705	37.486	1'56.919	175,2	17:13'08.592
7	32.950	18.714	35.133	37.944	2'04.741	150,9	17:15'13.333
8	29.288	17.414	32.722	37.792	1'57.216	176,0	17:17'10.549
9	30.051	17.665	37.837	38.231	2'03.784	170,3	17:19'14.333
10	29.141	16.995	32.971	43.342	2'02.449	183,3	17:21'16.782
11	29.262	17.137	32.873	37.756	2'17.028P	183,9	17:23'33.810
12	32.448	17.356	33.281	37.753	2'00.838P	170,1	17:25'34.648
13	29.551	17.358	33.290	38.266	1'58.465	178,0	17:27'33.113
14	29.561	17.643	33.546	38.011	1'58.761	170,8	17:29'31.874
15	29.827	17.935	33.563	38.607	1'59.932	170,1	17:31'31.806

8° 15 A. COPPOLA (1'57.011)

Lap	Seg.1	Seg.2	Seg.3	Seg.4	Lap Time	km/h	Local Time
							17:00'11.060

3° 81 M. GONZALEZ (1'56.313)

Lap	Seg.1	Seg.2	Seg.3	Seg.4	Lap Time	km/h	Local Time
							17:01'07.548
1	35.699	18.042	33.740	38.099	2'05.580P	170,6	17:03'13.128
2	29.437	17.393	33.024	37.734	1'57.588	175,7	17:05'10.716
3	30.016	19.345	33.980	37.509	2'00.850	132,0	17:07'11.566
4	29.653	17.519	37.341	37.346	2'01.859	172,7	17:09'13.425
5	29.411	17.711	32.893	37.563	1'57.578	173,3	17:11'11.003
6	29.438	17.473	32.899	37.645	1'57.455	173,0	17:13'08.458
7	32.715	18.963	34.948	37.915	2'04.541	153,1	17:15'12.999
8	29.294	17.418	32.847	37.458	1'57.017	174,1	17:17'10.016
9	30.136	18.009	37.166	37.650	2'02.961	154,2	17:19'12.977
10	29.344	17.002	33.576	40.155	2'00.077	180,6	17:21'13.054
11	29.547	17.328	33.778	41.792	2'02.445	176,8	17:23'15.499
12	29.373	17.536	35.925	41.180	2'04.014	172,4	17:25'19.513
13	29.263	17.025	32.578	37.447	1'56.313	180,9	17:27'15.826
14	29.683	17.659	33.342	37.508	1'58.192	174,1	17:29'14.018
15	29.228	17.426	33.211	37.917	1'57.782	172,2	17:31'11.800

4° 55 G. HENDRA (1'56.340)

Lap	Seg.1	Seg.2	Seg.3	Seg.4	Lap Time	km/h	Local Time
							17:00'38.731
1	36.454	18.175	35.536	39.674	2'09.839P	176,0	17:02'48.570
2	29.494	17.141	33.355	37.873	1'57.863	182,1	17:04'46.433
3	29.418	17.192	32.986	37.726	1'57.322	182,0	17:06'43.755
4	29.242	17.149	32.811	37.429	1'56.631	182,4	17:08'40.386
5	29.299	17.100	32.708	37.233	1'56.340	182,7	17:10'36.726
6	29.246	17.015	33.164	42.639	2'02.064	184,5	17:12'38.790
7	29.167	17.005	32.743	41.913	2'00.828	183,9	17:14'39.618
8	30.199	17.116	32.868	38.692	1'58.875	181,2	17:16'38.493

20/10/2017 P = Pits In/Out - C = Lap-Time Cancelled

These data/results cannot be reproduced, stored and/or transmitted in whole or in part by any manner of electronic, mechanical, photocopying, recording, broadcasting or otherwise now known or herein after developed without the previous express consent by the copyright owner, except for reproduction in daily press and regular printed publications on sale to the public within 60 days of the event related to those data/results and always provided that copyright symbol appears together as follows below.

© DORNA WSBK ORGANIZATION Srl 2017

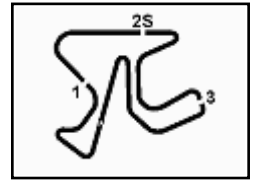
FICR PERUGIA TIMING



Official Tyre Supplier



Official Timekeeper



Spanish Round, 20-21-22 October 2017

World Supersport 300 - Chronological Analysis Free Practice 2nd Session

Jerez 4.423 m

2 / 6

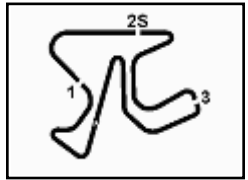
Lap	Seg.1	Seg.2	Seg.3	Seg.4	Lap Time	km/h	Local Time
9° 14 E. DE LA VEGA (1'57.243)							
1	43.984	19.297	40.800	41.634	2'25.715P	134,1	17:02'42.126
2	29.994	17.506	33.794	37.859	1'59.153	181,5	17:04'41.279
3	29.548	17.498	33.021	37.346	1'57.413	175,7	17:06'38.692
4	29.513	17.193	33.037	37.500	1'57.243	182,1	17:08'35.935
5	29.299	17.122	33.230	38.641	1'58.292	183,3	17:10'34.227
6	29.558	17.281	32.852	37.613	1'57.304	175,2	17:12'31.531
7	29.574	17.220	35.824	4'29.181	5'51.799P	179,1	17:18'23.330
8	39.052	18.265	34.017	39.680	2'11.014P	164,5	17:20'34.344
9	32.065	17.145	32.673	38.539	2'00.422	177,7	17:22'35.766
10	31.481	16.876	32.858	37.669	1'58.884	183,6	17:24'33.650
11	29.473	17.383	33.359	37.850	1'58.065	173,8	17:26'31.715
12	31.355	16.969	33.356	38.032	1'59.712	183,0	17:28'31.427
13	29.538	17.795	33.601	37.801	1'58.735	174,6	17:30'30.162
10° 2 A. CARRASCO (1'57.287)							
1	38.771	18.513	35.403	51.239	2'23.926P	174,3	17:03'11.211
2	30.110	17.677	33.485	38.315	1'59.587	174,1	17:05'10.798
3	30.174	18.621	33.618	37.839	2'00.252	153,4	17:07'11.050
4	30.579	18.445	35.673	37.821	2'01.518	176,6	17:09'12.568
5	29.853	17.754	33.207	37.765	1'59.579	173,8	17:11'12.147
6	29.423	17.397	32.841	37.626	1'57.287	176,8	17:13'09.434
7	30.978	19.769	33.187	40.382	2'04.316	172,2	17:15'13.750
8	30.225	17.590	33.266	38.187	1'59.268	173,8	17:17'13.018
9	30.153	18.120	35.038	38.524	2'01.835	169,5	17:19'14.853
10	29.453	17.260	33.005	42.483	2'02.201	178,8	17:21'17.054
11	29.387	17.131	32.918	58.710	2'18.146P	182,4	17:23'35.200
12	32.731	17.509	33.409	38.204	2'01.853P	175,7	17:25'37.053
13	29.820	17.454	32.946	37.862	1'58.082	176,6	17:27'35.135
14	29.375	17.372	32.916	37.826	1'57.489	175,7	17:29'32.624
15	29.371	17.660	33.737	38.421	1'59.189	173,0	17:31'31.813
11° 42 J. JAHNIG (1'57.288)							
1	47.035	19.801	41.445	41.178	2'29.459P	127,7	17:02'42.316
2	29.792	17.256	33.850	38.016	1'58.914	182,7	17:04'41.230
3	29.928	17.091	33.287	37.383	1'57.689	180,0	17:06'38.919
4	29.424	17.186	33.247	37.431	1'57.288	181,8	17:08'36.207
5	29.581	17.469	33.754	37.958	1'58.762	178,0	17:10'34.969
12° 88 M. PEREZ (1'57.313)							
1	37.457	18.179	34.388	38.475	2'08.499P	169,0	17:03'16.517
2	29.950	17.814	33.395	38.557	1'59.716	172,7	17:05'16.233
3	29.626	17.479	33.207	38.330	1'58.642	175,7	17:07'14.875
4	29.644	17.697	33.284	37.882	1'58.507	172,7	17:09'13.382
5	29.929	18.548	33.706	38.809	2'00.992	167,7	17:11'14.374
6	30.518	18.035	33.843	38.162	2'00.558	167,2	17:13'14.932
7	29.423	17.283	33.310	38.382	1'58.398	180,9	17:15'13.330
8	29.949	17.599	33.130	38.584	1'59.262	171,6	17:17'12.592
9	29.812	17.757	34.758	39.721	2'02.048	174,1	17:19'14.640
10	29.511	17.488	33.202	39.959	2'00.160	174,3	17:21'14.800
11	29.599	17.477	33.191	41.000	2'01.267	175,4	17:23'16.067
12	30.744	18.597	34.869	38.449	2'02.659	167,2	17:25'18.726
13	29.476	17.454	33.189	38.313	1'58.432	173,8	17:27'17.158
14	29.670	17.406	32.913	37.883	1'57.872	177,1	17:29'15.030
15	29.201	17.330	33.120	37.928	1'57.579	176,0	17:31'12.609
13° 28 P. GIACOMINI (1'57.325)							
1	42.230	21.940	41.513	48.955	2'34.638P	116,1	17:02'42.374
2	30.735	17.486	33.652	38.312	2'00.185	179,4	17:04'42.559
3	29.953	17.348	33.485	38.255	1'59.041	179,4	17:06'41.600
4	30.135	17.335	32.912	37.687	1'58.069	179,1	17:08'39.669
5	29.950	17.223	33.863	37.725	1'58.761	177,4	17:10'38.430
6	29.413	17.262	33.368	37.932	1'57.975	178,0	17:12'36.405
7	29.306	17.473	33.784	4'54.843	6'15.406P	178,3	17:18'51.811
8	44.955	20.179	35.348	39.617	2'20.099P	165,0	17:21'11.910
9	31.078	17.390	33.655	40.105	2'02.228	175,4	17:23'14.138
10	30.482	17.892	34.615	41.417	2'04.406	169,8	17:25'18.544
11	29.770	17.455	33.265	38.194	1'58.684	178,6	17:27'17.228
12	29.386	17.346	32.914	37.679	1'57.325	177,1	17:29'14.553
13	29.280	17.214	33.477	37.764	1'57.735	180,0	17:31'12.288
14° 20 D. LOUREIRO (1'57.551)							
1	38.270	17.826	35.394	39.299	2'10.789P	173,8	17:02'47.260
2	30.026	17.584	33.552	37.961	1'59.123	174,3	17:04'46.383
3	29.779	17.306	33.103	37.784	1'57.972	180,6	17:06'44.355
4	29.710	17.089	33.139	37.746	1'57.684	183,3	17:08'42.039
5	29.512	17.653	32.997	37.731	1'57.893	176,0	17:10'39.932
6	29.447	17.266	32.943	37.895	1'57.551	178,8	17:12'37.483
7	29.594	17.157	33.643	7'17.618	8'38.012P	184,2	17:21'15.495
8	32.785	17.569	33.294	59.310	2'22.958P	174,9	17:23'38.453
9	32.076	17.619	33.331	38.417	2'01.443P	175,7	17:25'39.896
10	29.601	17.631	33.079	37.620	1'57.931	174,3	17:27'37.827
11	29.517	17.399	33.069	37.658	1'57.643	174,9	17:29'35.470
12	29.581	17.601	33.189	37.838	1'58.209	175,4	17:31'33.679
15° 87 A. LICCIARDI (1'57.579)							
1	37.457	18.179	34.388	38.475	2'08.499P	169,0	17:03'16.517
2	29.950	17.814	33.395	38.557	1'59.716	172,7	17:05'16.233
3	29.626	17.479	33.207	38.330	1'58.642	175,7	17:07'14.875
4	29.644	17.697	33.284	37.882	1'58.507	172,7	17:09'13.382
5	29.929	18.548	33.706	38.809	2'00.992	167,7	17:11'14.374
6	30.518	18.035	33.843	38.162	2'00.558	167,2	17:13'14.932
7	29.423	17.283	33.310	38.382	1'58.398	180,9	17:15'13.330
8	29.949	17.599	33.130	38.584	1'59.262	171,6	17:17'12.592
9	29.812	17.757	34.758	39.721	2'02.048	174,1	17:19'14.640
10	29.511	17.488	33.202	39.959	2'00.160	174,3	17:21'14.800
11	29.599	17.477	33.191	41.000	2'01.267	175,4	17:23'16.067
12	30.744	18.597	34.869	38.449	2'02.659	167,2	17:25'18.726
13	29.476	17.454	33.189	38.313	1'58.432	173,8	17:27'17.158
14	29.670	17.406	32.913	37.883	1'57.872	177,1	17:29'15.030
15	29.201	17.330	33.120	37.928	1'57.579	176,0	17:31'12.609

20/10/2017

P = Pits In/Out - C = Lap-Time Cancelled

These data/results cannot be reproduced, stored and/or transmitted in whole or in part by any manner of electronic, mechanical, photocopying, recording, broadcasting or otherwise now known or herein after developed without the previous express consent by the copyright owner, except for reproduction in daily press and regular printed publications on sale to the public within 60 days of the event related to those data/results and always provided that copyright symbol appears together as follows below.

© DORNA WSBK ORGANIZATION Srl 2017

**Spanish Round, 20-21-22 October 2017****World Supersport 300 - Chronological Analysis Free Practice 2nd Session**

Jerez 4.423 m

3 / 6

16° 13 J. FACCO (1'57.623)							
Lap	Seg.1	Seg.2	Seg.3	Seg.4	Lap Time	km/h	Local Time
							17:00'12.529
1	48.180	19.309	41.368	41.202	2'30.059P	127,6	17:02'42.588
2	30.628	17.670	33.561	38.227	2'00.086	179,1	17:04'42.674
3	29.583	17.387	33.431	38.256	1'58.657	176,6	17:06'41.331
4	29.560	17.243	33.210	37.703	1'57.716	177,4	17:08'39.047
5	29.680	17.594	33.049	37.575	1'57.898	174,1	17:10'36.945
6	29.236	17.012	33.173	38.202	1'57.623	183,9	17:12'34.568
7	30.740	17.709	33.302	2'32.292	3'54.043P	180,6	17:16'28.611
8	41.388	17.502	33.173	37.930	2'09.993P	175,7	17:18'38.604
9	29.958	17.378	33.200	37.734	1'58.270	180,9	17:20'36.874
10	29.640	17.206	32.798	39.148	1'58.792	181,8	17:22'35.666
11	29.399	17.594	32.964	37.956	1'57.913	173,8	17:24'33.579
12	29.435	17.641	33.392	37.606	1'58.074	171,6	17:26'31.653
13	30.898	19.735	33.162	37.603	2'01.398	166,7	17:28'33.051
14	29.273	17.209	33.620	38.143	1'58.245	181,8	17:30'31.296

17° 22 M. KALININ (1'57.628)							
Lap	Seg.1	Seg.2	Seg.3	Seg.4	Lap Time	km/h	Local Time
							17:00'39.237
1	35.887	17.948	35.450	39.501	2'08.786P	173,5	17:02'48.023
2	29.942	17.454	33.407	37.612	1'58.415	181,2	17:04'46.438
3	29.966	17.146	33.274	37.563	1'57.949	183,0	17:06'44.387
4	29.493	17.257	33.487	37.837	1'58.074	181,2	17:08'42.461
5	29.631	17.548	33.218	37.755	1'58.152	180,6	17:10'40.613
6	29.559	17.227	32.885	38.087	1'57.758	178,0	17:12'38.371
7	29.559	17.302	33.103	41.921	2'01.885	184,5	17:14'40.256
8	30.057	17.681	33.376	37.918	1'59.032	178,0	17:16'39.288
9	29.279	17.373	33.062	37.914	1'57.628	181,8	17:18'36.916
10	30.026	18.120	33.069	38.737	1'59.952	175,7	17:20'36.868
11	29.853	17.444	32.934	38.925	1'59.156	178,6	17:22'36.024
12	29.683	17.207	32.905	38.222	1'58.017	180,3	17:24'34.041
13	29.823	17.223	34.683	37.894	1'59.623	180,0	17:26'33.664
14	29.643	18.910	33.468	37.483	1'59.504	164,0	17:28'33.168
15	29.337	17.108	33.207	38.479	1'58.131	185,7	17:30'31.299

18° 79 C. TAYLOR (1'57.759)							
Lap	Seg.1	Seg.2	Seg.3	Seg.4	Lap Time	km/h	Local Time
							17:02'02.225
1	34.807	17.977	34.336	38.680	2'05.800P	166,7	17:04'08.025
2	29.907	17.596	33.598	38.450	1'59.551	178,3	17:06'07.576
3	29.735	17.952	33.338	38.295	1'59.320	174,1	17:08'06.896
4	30.025	17.631	33.137	38.322	1'59.115	172,2	17:10'06.011
5	29.669	17.609	33.355	1'38.600	2'59.233P	175,2	17:13'05.244
6	35.878	20.063	34.685	37.960	2'08.586P	160,7	17:15'13.830
7	30.241	17.493	32.987	38.241	1'58.962	178,8	17:17'12.792
8	29.686	17.324	33.185	38.252	1'58.447	177,4	17:19'11.239
9	29.685	17.509	33.712	40.833	2'01.739	174,1	17:21'12.978
10	32.002	17.955	33.454	58.578	2'21.989P	171,9	17:23'34.967
11	32.288	17.301	33.238	38.014	2'00.841P	176,3	17:25'35.808
12	29.521	17.168	33.219	37.851	1'57.759	178,3	17:27'33.567
13	29.247	17.469	33.434	38.108	1'58.258	173,3	17:29'31.825
14	29.978	17.777	33.188	38.233	1'59.176	173,8	17:31'31.001

19° 71 T. EDWARDS (1'57.766)							
Lap	Seg.1	Seg.2	Seg.3	Seg.4	Lap Time	km/h	Local Time
							17:00'05.995
1	40.088	18.384	34.147	40.221	2'12.840P	171,9	17:02'18.835
2	29.878	17.766	33.571	38.891	2'00.106	173,5	17:04'18.941
3	29.672	17.493	33.254	38.414	1'58.833	175,2	17:06'17.774
4	29.687	17.727	33.675	38.480	1'59.569	171,6	17:08'17.343
5	35.628	21.151	36.856	38.726	2'12.361	124,2	17:10'29.704
6	31.735	17.636	34.291	38.261	2'01.923	179,1	17:12'31.627

7	29.579	17.325	33.787	38.563	1'59.254	179,4	17:14'30.881
8	29.565	18.970	38.063	38.973	2'05.571	162,3	17:16'36.452
9	29.550	17.342	34.017	38.864	1'59.773	177,7	17:18'36.225
10	29.418	17.421	32.944	38.010	1'57.793	180,6	17:20'34.018
11	29.324	17.388	33.192	38.291	1'58.195	173,5	17:22'32.213
12	32.135	17.980	34.595	38.296	2'03.006	166,0	17:24'35.219
13	29.344	17.195	33.064	38.401	1'58.004	179,7	17:26'33.223
14	29.305	17.263	33.119	38.079	1'57.766	178,6	17:28'30.989
15	29.871	18.116	34.058	38.721	2'00.766	170,6	17:30'31.755

20° 84 M. CARBONERA (1'57.801)							
Lap	Seg.1	Seg.2	Seg.3	Seg.4	Lap Time	km/h	Local Time
							17:00'12.100
1	48.444	19.411	41.292	42.223	2'31.370P	124,7	17:02'43.470
2	29.919	17.559	33.993	37.965	1'59.436	179,1	17:04'42.906
3	30.138	17.247	33.242	38.040	1'58.667	180,3	17:06'41.573
4	29.663	17.153	33.347	37.638	1'57.801	180,9	17:08'39.374
5	34.407	17.790	33.055	38.102	2'03.354	174,3	17:10'42.728
6	29.510	17.017	33.782	2'04.103	3'24.412P	183,0	17:14'07.140
7	50.093	19.613	37.464	42.727	2'29.897P	165,2	17:16'37.037
8	30.270	17.579	33.443	37.956	1'59.248	174,1	17:18'36.285
9	32.089	17.931	35.287	41.644	2'06.951	176,8	17:20'43.236
10	29.897	17.615	33.418	1'11.540	2'32.470P	173,0	17:23'15.706
11	35.637	17.698	33.476	37.898	2'04.709P	173,8	17:25'20.415
12	29.566	17.054	33.488	41.708	2'01.816	183,3	17:27'22.231
13	29.907	17.626	33.670	38.484	1'59.687	171,6	17:29'21.918
14	31.138	18.970	34.458	39.167	2'03.733	169,0	17:31'25.651

21° 27 F. ROVELLI (1'57.979)							
Lap	Seg.1	Seg.2	Seg.3	Seg.4	Lap Time	km/h	Local Time
							17:00'38.655
1	36.482	18.368	36.295	38.826	2'09.971P	178,6	17:02'48.626
2	30.163	17.517	33.507	38.161	1'59.348	177,7	17:04'47.974
3	29.729	17.505	33.445	38.160	1'58.839	175,4	17:06'46.813
4	29.868	17.652	33.304	38.019	1'58.843	175,2	17:08'45.656
5	29.584	17.361	33.175	38.181	1'58.301	176,6	17:10'43.957
6	29.754	17.438	33.456	1'59.468	3'20.116P	176,6	17:14'04.073
7	47.861	27.953	34.036	40.296	2'30.146P	157,1	17:16'34.219
8	30.119	17.750	33.801	38.619	2'00.289	169,3	17:18'34.508
9	35.319	17.361	33.077	38.035	2'03.792	179,4	17:20'38.300
10	29.695	17.301	34.117	38.878	1'59.991	181,5	17:22'38.291
11	29.722	17.737	33.437	39.335	2'00.231	173,5	17:24'38.522
12	29.708	17.533	33.541	38.361	1'59.143	174,6	17:26'37.665
13	29.857	17.499	33.284	38.112	1'58.752	174,3	17:28'36.417
14	29.666	17.487	33.093	37.733	1'57.979	175,2	17:30'34.396

22° 12 A. RUSMIPUTRO (1'58.018)							
Lap	Seg.1	Seg.2	Seg.3	Seg.4	Lap Time	km/h	Local Time
							17:01'12.651
1	36.144	18.182	34.144	38.838	2'07.308P	167,7	17:03'19.959
2	30.205	17.813	33.411	37.975	1'59.404	170,6	17:05'19.363
3	29.564	17.598	32.999	37.857	1'58.018	172,4	17:07'17.381
4	29.816	17.599	33.189	38.138	1'58.742	173,5	17:09'16.123
5	29.763	17.541	33.027	37.844	1'58.175	174,9	17:11'14.298
6	30.216	17.559	33.211	37.913	1'58.899	175,2	17:13'13.197
7	29.537	17.477	32.931	5'10.403	6'30.348P	174,3	17:19'43.545
8	33.749	17.862	33.781	38.413	2'03.805P	168,8	17:21'47.350
9	30.126	17.782	33.806	38.327	2'00.041	169,5	17:23'47.391
10	29.856	17.498	33.464	37.995	1'58.813	175,7	17:25'46.204
11	29.731	17.667	33.412	38.405	1'59.215	171,9	17:27'45.419
12	29.735	17.768	33.391	39.140	2'00.034	168,5	17:29'45.453
13	29.843	17.760	33.672	38.271	1'59.546	170,8	17:31'44.999

23° 23 M. BASTIANELLI (1'58.077)							
Lap	Seg.1	Seg.2	Seg.3	Seg.4	Lap Time	km/h	Local Time

20/10/2017

P = Pits In/Out - C = Lap-Time Cancelled

These data/results cannot be reproduced, stored and/or transmitted in whole or in part by any manner of electronic, mechanical, photocopying, recording, broadcasting or otherwise now known or herein after developed without the previous express consent by the copyright owner, except for reproduction in daily press and regular printed publications on sale to the public within 60 days of the event related to those data/results and always provided that copyright symbol appears together as follows below.

© DORNA WSBK ORGANIZATION Srl 2017

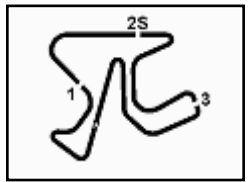
FICR PERUGIA TIMING



Official Tyre Supplier



Official Timekeeper

**Spanish Round, 20-21-22 October 2017****World Supersport 300 - Chronological Analysis Free Practice 2nd Session**

Jerez 4.423 m

4 / 6

Lap	Seg.1	Seg.2	Seg.3	Seg.4	Lap Time	km/h	Local Time
1	50.965	23.349	41.104	41.542	2'36.960P	129,1	17:00'05.615
2	30.392	17.617	34.025	38.253	2'00.287	175,4	17:02'42.575
3	30.077	17.345	33.520	37.993	1'58.935	178,6	17:04'42.862
4	30.088	17.789	34.791	38.013	2'00.681	174,6	17:06'41.797
5	29.884	17.340	33.688	38.247	1'59.159	175,7	17:08'42.478
6	29.839	17.568	33.544	2'01.748	3'22.699P	174,3	17:10'41.637
7	53.051	20.370	38.481	42.113	2'34.015P	162,8	17:14'04.336
8	29.736	17.244	33.397	37.922	1'58.299	183,0	17:16'38.351
9	32.104	18.997	37.504	40.035	2'08.640	136,4	17:18'36.650
10	29.665	17.377	33.595	38.451	1'59.088	179,1	17:20'45.290
11	36.037	19.349	39.495	56.491	2'31.372	149,8	17:22'44.378
12	30.248	17.638	33.966	38.371	2'00.223	170,8	17:25'15.750
13	29.634	17.352	33.235	37.856	1'58.077	176,0	17:27'15.973
14	29.535	17.219	33.518	38.007	1'58.279	176,8	17:29'14.050
15	29.535	17.219	33.518	38.007	1'58.279	176,8	17:31'12.329
16	29.535	17.219	33.518	38.007	1'58.279	176,8	17:33'10.608
17	29.535	17.219	33.518	38.007	1'58.279	176,8	17:35'08.887
18	29.535	17.219	33.518	38.007	1'58.279	176,8	17:37'07.166
19	29.535	17.219	33.518	38.007	1'58.279	176,8	17:39'05.445
20	29.535	17.219	33.518	38.007	1'58.279	176,8	17:41'03.724
21	29.535	17.219	33.518	38.007	1'58.279	176,8	17:43'02.003
22	29.535	17.219	33.518	38.007	1'58.279	176,8	17:45'00.282
23	29.535	17.219	33.518	38.007	1'58.279	176,8	17:46'58.561
24	29.535	17.219	33.518	38.007	1'58.279	176,8	17:48'56.840
25	29.535	17.219	33.518	38.007	1'58.279	176,8	17:50'55.119
26	29.535	17.219	33.518	38.007	1'58.279	176,8	17:52'53.398
27	29.535	17.219	33.518	38.007	1'58.279	176,8	17:54'51.677
28	29.535	17.219	33.518	38.007	1'58.279	176,8	17:56'49.956
29	29.535	17.219	33.518	38.007	1'58.279	176,8	17:58'48.235
30	29.535	17.219	33.518	38.007	1'58.279	176,8	18:00'46.514

27° 80 A. PONTONE (1'58.516)							
Lap	Seg.1	Seg.2	Seg.3	Seg.4	Lap Time	km/h	Local Time
1	47.303	19.994	40.148	42.926	2'30.371P	161,9	17:00'11.368
2	30.232	17.352	33.630	38.145	1'59.359	177,1	17:02'41.739
3	30.390	17.285	33.354	38.374	1'59.403	178,3	17:04'41.098
4	30.051	17.652	33.299	37.877	1'58.879	172,4	17:06'40.501
5	30.082	17.297	33.044	38.093	1'58.516	181,5	17:08'39.380
6	29.762	17.525	34.076	38.170	1'59.533	176,6	17:10'37.896
7	30.018	17.429	33.630	40.179	2'01.256	178,0	17:12'37.429
8	29.888	17.622	33.432	39.030	1'59.972	173,8	17:14'38.685
9	29.797	17.433	33.370	38.322	1'58.922	177,4	17:16'38.657
10	30.596	17.723	33.580	38.332	2'00.231	175,2	17:18'37.579
11	29.845	17.508	34.086	46.538	2'07.977	178,3	17:20'37.810
12	30.109	17.912	34.624	2'09.021	3'31.666P	173,0	17:22'45.787
13	42.970	18.606	34.073	38.261	2'13.910P	167,2	17:24'57.445
14	30.138	17.509	33.643	38.478	1'59.768	180,0	17:26'17.453
15	30.138	17.509	33.643	38.478	1'59.768	180,0	17:28'13.363
16	30.138	17.509	33.643	38.478	1'59.768	180,0	17:30'11.131

28° 121 K. PATOVA (1'58.582)							
Lap	Seg.1	Seg.2	Seg.3	Seg.4	Lap Time	km/h	Local Time
1	41.442	21.309	37.101	40.238	2'20.090P	148,2	17:00'08.158
2	30.786	17.937	34.421	40.258	2'03.402	173,0	17:02'28.248
3	30.916	17.775	34.670	39.163	2'02.524	168,5	17:04'31.650
4	30.051	17.619	33.646	38.427	1'59.743	174,1	17:06'34.174
5	29.973	17.501	34.307	39.189	2'00.970	179,1	17:08'33.917
6	29.901	17.435	33.779	38.343	1'59.458	177,4	17:10'34.887
7	30.722	17.749	33.770	38.384	2'00.625	172,2	17:12'34.345
8	30.031	17.850	33.980	38.537	2'00.398	172,2	17:14'34.970
9	29.860	17.657	34.394	38.264	2'00.175	171,9	17:16'35.368
10	29.971	17.514	33.260	38.020	1'58.765	178,0	17:18'35.543
11	29.940	17.596	33.300	38.050	1'58.886	174,6	17:20'34.308
12	30.054	17.786	34.092	38.341	2'00.273	170,6	17:22'33.194
13	29.799	17.447	33.557	37.779	1'58.582	172,4	17:24'33.467
14	30.289	17.851	36.310	38.527	2'23.657	144,8	17:26'32.049
15	29.890	17.680	34.247	38.652	2'00.469	152,9	17:28'55.706
16	29.890	17.680	34.247	38.652	2'00.469	152,9	17:30'56.175

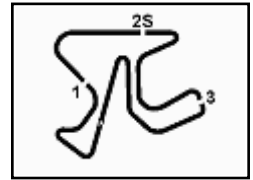
29° 49 M. CARUSI (1'58.593)							
Lap	Seg.1	Seg.2	Seg.3	Seg.4	Lap Time	km/h	Local Time
1	43.622	24.215	44.721	45.271	2'37.829P	112,0	17:00'05.995
2	30.319	17.503	33.654	38.129	1'59.605	176,6	17:02'43.824
3	29.766	17.339	33.534	37.954	1'58.593	182,1	17:04'43.429
4	30.290	17.399	33.979	38.296	1'59.964	179,4	17:06'42.022
5	30.348	17.406	33.783	38.340	1'59.877	178,0	17:08'41.986
6	30.035	17.243	33.627	39.705	2'00.610	180,3	17:10'41.863
7	30.186	17.686	33.622	4'13.383	5'34.877P	171,9	17:12'42.473
8	38.166	21.932	37.107	40.102	2'17.307P	131,8	17:14'38.724
9	30.496	17.408	33.382	38.194	1'59.480	175,7	17:16'38.657
10	32.053	17.281	34.825	38.078	2'02.237	180,0	17:18'37.429
11	30.151	17.523	33.514	38.197	1'59.385	173,8	17:20'34.657
12	30.079	17.663	33.242	38.146	1'59.130	173,3	17:22'34.137
13	30.111	17.662	33.500	38.322	1'59.595	171,1	17:24'36.374

30° 17 G. NODERER (1'58.995)							
Lap	Seg.1	Seg.2	Seg.3	Seg.4	Lap Time	km/h	Local Time
1	41.225	21.270	39.824	4'03.733	5'46.052P	154,0	17:00'28.583
2	38.495	23.466	41.306	41.003	2'24.270P	127,4	17:06'14.635
3	30.367	17.466	33.564	38.132	1'59.529	176,0	17:08'38.905
4	29.776	17.318	33.528	37.819	1'58.441	179,4	17:10'38.434
5	29.862	17.349	33.992	41.233	2'02.436	182,7	17:12'36.875
6	29.915	17.294	33.707	38.958	1'59.874	178,0	17:14'39.311
7	29.940	17.254	33.180	38.162	1'58.536	178,8	17:16'39.185

20/10/2017 P = Pits In/Out - C = Lap-Time Cancelled

These data/results cannot be reproduced, stored and/or transmitted in whole or in part by any manner of electronic, mechanical, photocopying, recording, broadcasting or otherwise now known or herein after developed without the previous express consent by the copyright owner, except for reproduction in daily press and regular printed publications on sale to the public within 60 days of the event related to those data/results and always provided that copyright symbol appears together as follows below.

© DORNA WSBK ORGANIZATION Srl 2017



Spanish Round, 20-21-22 October 2017

World Supersport 300 - Chronological Analysis Free Practice 2nd Session

Jerez 4.423 m

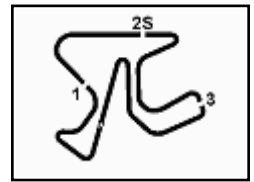
5 / 6

1	38.269	18.432	34.766	39.476	2'10.943P	169,0	17:02'50.920	12	30.105	17.496	33.256	38.784	1'59.641	178,0	17:27'18.305
2	30.211	17.846	33.774	38.453	2'00.284	170,3	17:04'51.204	13	30.068	17.744	33.850	38.533	2'00.195	173,3	17:29'18.500
3	30.072	17.611	33.748	38.341	1'59.772	173,3	17:06'50.976	14	30.324	18.025	34.009	39.258	2'01.616	174,9	17:31'20.116
4	32.843	18.074	40.148	39.539	2'10.604	170,3	17:09'01.580	34° 130 R. FERREIRA (2'00.131)							
5	30.546	18.237	35.427	47.532	2'11.742	167,2	17:11'13.322	Lap	Seg.1	Seg.2	Seg.3	Seg.4	Lap Time	km/h	Local Time
6	30.275	17.758	33.736	38.511	2'00.280	171,6	17:13'13.602								17:00'08.533
7	29.790	17.568	33.668	38.408	1'59.434	175,2	17:15'13.036	1	41.268	20.619	37.154	40.345	2'19.386P	148,2	17:02'27.919
8	30.530	17.428	33.673	38.220	1'59.851	177,7	17:17'12.887	2	30.763	18.009	33.991	39.558	2'02.321	170,8	17:04'30.240
9	29.935	17.428	33.541	38.091	1'58.995	179,4	17:19'11.882	3	30.322	17.815	34.084	39.122	2'01.343	169,8	17:06'31.583
10	29.714	17.421	34.296	40.743	2'02.174	177,4	17:21'14.056	4	30.346	17.965	33.873	39.000	2'01.184	173,5	17:08'32.767
11	29.761	17.523	33.495	39.676	2'00.455	176,8	17:23'14.511	5	30.158	17.915	34.386	39.134	2'01.593	173,5	17:10'34.360
12	34.163	17.851	34.002	39.030	2'05.046	166,5	17:25'19.557	6	29.917	17.655	33.547	39.012	2'00.131	173,0	17:12'34.491
13	29.915	17.470	33.774	42.178	2'03.337	180,0	17:27'22.894	7	30.758	17.665	33.880	38.634	2'00.937	175,2	17:14'35.428
14	30.136	17.817	33.949	38.385	2'00.287	171,9	17:29'23.181	8	29.959	17.620	34.081	39.352	2'01.012	175,2	17:16'36.440
15	29.975	17.850	33.743	38.606	2'00.174	171,4	17:31'23.355	9	31.123	17.662	33.713	38.479	2'00.977	179,4	17:18'37.417
31° 133 R. BATTYE (1'59.021)								10	30.650	17.852	34.132	38.855	2'01.489	177,7	17:20'38.906
Lap	Seg.1	Seg.2	Seg.3	Seg.4	Lap Time	km/h	Local Time	11	30.263	17.745	33.663	39.452	2'01.123	172,2	17:22'40.029
							17:00'13.184	12	29.942	17.791	33.791	38.794	2'00.318	171,1	17:24'40.347
1	47.828	19.111	41.422	42.829	2'31.190P	139,3	17:02'44.374	13	29.962	17.597	33.557	39.205	2'00.321	173,0	17:26'40.668
2	30.688	17.962	34.268	38.703	2'01.621	171,6	17:04'45.995	14	30.299	17.908	34.115	38.968	2'01.290	169,5	17:28'41.958
3	30.106	17.408	33.485	2'04.775	3'25.774P	180,3	17:08'11.769	15	33.306	19.934	35.424	41.015	2'09.679	164,0	17:30'51.637
4	41.738	20.752	36.465	38.990	2'17.945P	135,1	17:10'29.714	35° 58 T. FINOCCHIARO (2'00.657)							
5	31.433	17.804	33.769	41.907	2'04.913	169,8	17:12'34.627	Lap	Seg.1	Seg.2	Seg.3	Seg.4	Lap Time	km/h	Local Time
6	30.780	17.716	34.255	38.470	2'01.221	179,1	17:14'35.848								17:00'07.651
7	29.810	17.401	34.179	39.035	2'00.425	173,3	17:16'36.273	1	42.288	20.718	37.144	40.213	2'20.363P	164,5	17:02'28.014
8	29.831	17.431	33.990	38.619	1'59.871	178,3	17:18'36.144	2	30.747	18.217	34.901	39.620	2'03.485	171,9	17:04'31.499
9	29.778	17.446	33.165	38.632	1'59.021	177,4	17:20'35.165	3	30.290	17.888	34.345	38.592	2'01.115	172,7	17:06'32.614
10	31.223	18.597	34.045	4'03.222	5'27.087P	172,4	17:26'02.252	4	30.290	17.927	34.480	38.601	2'01.298	171,1	17:08'33.912
11	37.153	18.142	34.232	38.948	2'08.475P	166,5	17:28'10.727	5	30.297	17.793	34.497	38.928	2'01.515	174,3	17:10'35.427
12	30.209	17.847	33.856	38.764	2'00.676	168,0	17:30'11.403	6	29.930	17.810	33.944	39.538	2'01.222	177,7	17:12'36.649
32° 35 A. TRIGLIA (1'59.462)								7	30.795	17.693	34.301	40.017	2'02.806	178,0	17:14'39.455
Lap	Seg.1	Seg.2	Seg.3	Seg.4	Lap Time	km/h	Local Time	8	30.718	17.890	34.066	38.724	2'01.398	174,3	17:16'40.853
							17:00'04.389	9	30.195	17.842	33.730	39.028	2'00.795	173,3	17:18'41.648
1	38.041	18.988	35.673	50.312	2'23.014P	166,0	17:02'27.403	10	31.093	17.787	34.580	39.317	2'02.777	173,0	17:20'44.425
2	31.213	18.033	34.199	49.104	2'12.549	170,1	17:04'39.952	11	30.030	17.965	34.039	38.623	2'00.657	171,9	17:22'45.082
3	30.614	17.821	34.515	38.537	2'01.487	175,7	17:06'41.439	12	30.411	18.093	34.163	38.944	2'01.611	167,2	17:24'46.693
4	30.276	17.684	33.411	38.590	1'59.961	178,0	17:08'41.400	13	30.464	18.180	34.406	38.817	2'01.867	168,8	17:26'48.560
5	29.972	18.193	33.671	38.269	2'00.105	178,8	17:10'41.505	14	30.504	18.556	34.412	38.731	2'02.203	165,7	17:28'50.763
6	30.057	17.488	33.383	38.771	1'59.699	176,6	17:12'41.204	15	30.415	18.117	34.225	38.594	2'01.351	168,3	17:30'52.114
7	36.120	19.969	34.935	2'06.188	3'37.212P	164,3	17:16'18.416	36° 53 V. GRIMOUX (2'00.804)							
8	1'16.748	20.572	35.093	39.208	2'51.621P	166,2	17:19'10.037	Lap	Seg.1	Seg.2	Seg.3	Seg.4	Lap Time	km/h	Local Time
9	30.373	18.000	34.160	38.830	2'01.363	170,6	17:21'11.400								17:00'06.763
10	30.306	18.148	33.804	40.695	2'02.953	167,0	17:23'14.353	1	37.293	18.881	35.544	41.067	2'12.785P	166,5	17:02'19.548
11	30.458	17.852	34.402	42.230	2'04.942	176,6	17:25'19.295	2	30.958	18.064	34.372	39.643	2'03.037	169,8	17:04'22.585
12	30.017	17.511	33.371	38.563	1'59.462	175,7	17:27'18.757	3	31.130	18.084	34.005	39.096	2'02.315	173,5	17:06'24.900
13	29.792	17.566	33.574	38.633	1'59.565	177,4	17:29'18.322	4	30.658	18.210	34.146	39.168	2'02.182	170,3	17:08'27.082
14	30.404	17.993	33.911	39.608	2'01.916	170,3	17:31'20.238	5	30.593	18.081	34.707	39.157	2'02.538	170,8	17:10'29.620
33° 7 N. SETTIMO (1'59.641)								6	31.821	17.939	34.252	40.512	2'04.524	175,7	17:12'34.144
Lap	Seg.1	Seg.2	Seg.3	Seg.4	Lap Time	km/h	Local Time	7	30.784	17.958	36.193	40.302	2'05.237	170,8	17:14'39.381
							17:00'05.907	8	30.694	17.674	34.037	38.956	2'01.361	176,3	17:16'40.742
1	43.891	21.323	37.088	40.182	2'22.484P	144,6	17:02'28.391	9	30.205	17.655	33.698	39.246	2'00.804	174,1	17:18'41.546
2	30.840	17.892	34.007	40.265	2'03.004	177,4	17:04'31.395	10	30.516	17.734	34.832	39.138	2'02.220	173,8	17:20'43.766
3	30.153	17.748	33.737	38.567	2'00.205	171,9	17:06'31.600	11	30.364	18.126	33.942	38.824	2'01.256	172,7	17:22'45.022
4	30.183	18.002	34.289	38.742	2'01.216	169,5	17:08'32.816	12	30.691	17.885	34.287	2'43.807	4'06.670P	169,5	17:26'51.692
5	29.995	17.950	34.543	39.553	2'02.041	171,6	17:10'34.857	13	35.202	18.027	34.320	40.011	2'07.560P	172,2	17:28'59.252
6	30.326	17.662	33.739	38.398	2'00.125	178,0	17:12'34.982	14	30.608	18.008	34.231	39.131	2'01.978	169,5	17:31'01.230
7	30.671	17.761	34.171	2'21.568	3'44.171P	179,1	17:16'19.153	37° 19 E. ROVELLI (2'01.019)							
8	1'06.896	28.842	35.683	39.121	2'50.542P	147,8	17:19'09.695	Lap	Seg.1	Seg.2	Seg.3	Seg.4	Lap Time	km/h	Local Time
9	30.685	18.079	34.627	39.076	2'02.467	173,0	17:21'12.162								17:00'43.478
10	30.765	17.772	34.036	39.930	2'02.503	176,0	17:23'14.665	1	36.689	18.503	36.164	40.534	2'11.890P	169,0	17:02'55.368
11	30.525	17.556	34.573	41.345	2'03.999	174,6	17:25'18.664								

20/10/2017 P = Pits In/Out - C = Lap-Time Cancelled

These data/results cannot be reproduced, stored and/or transmitted in whole or in part by any manner of electronic, mechanical, photocopying, recording, broadcasting or otherwise now known or herein after developed without the previous express consent by the copyright owner, except for reproduction in daily press and regular printed publications on sale to the public within 60 days of the event related to those data/results and always provided that copyright symbol appears together as follows below.

© DORNA WSBK ORGANIZATION Srl 2017



Spanish Round, 20-21-22 October 2017

World Supersport 300 - Chronological Analysis Free Practice 2nd Session

2	31.060	18.359	35.030	1'53.432	3'17.881P	168,5	17:06'13.249
3	36.869	18.351	34.967	39.300	2'09.487P	168,3	17:08'22.736
4	30.906	18.573	34.588	39.157	2'03.224	164,0	17:10'25.960
5	30.928	18.361	34.342	39.819	2'03.450	167,0	17:12'29.410
6	30.829	17.863	34.448	38.881	2'02.021	172,7	17:14'31.431
7	30.293	17.849	34.106	41.161	2'03.409	173,0	17:16'34.840
8	30.331	17.784	34.153	38.751	2'01.019	170,8	17:18'35.859
9	30.989	18.248	34.753	38.871	2'02.861	164,5	17:20'38.720
10	33.711	20.474	37.657	1'31.142	3'02.984P	134,9	17:23'41.704
11	34.282	18.599	34.701	43.021	2'10.603P	160,0	17:25'52.307
12	31.964	20.000	37.703	1'05.264	2'34.931P	144,9	17:28'27.238
13	40.742	18.147	34.337	39.201	2'12.427P	170,6	17:30'39.665

38° 9 R. DOORAKKERS (2'01.382)							
Lap	Seg.1	Seg.2	Seg.3	Seg.4	Lap Time	km/h	Local Time
							17:00'03.909
1	35.602	18.629	35.637	39.809	2'09.677P	164,5	17:02'13.586
2	30.972	18.066	34.673	39.538	2'03.249	167,2	17:04'16.835
3	30.560	17.932	34.276	38.693	2'01.461	168,0	17:06'18.296
4	32.561	18.080	35.057	2'06.511	3'32.209P	167,0	17:09'50.505
5	34.830	18.238	34.767	40.180	2'08.015P	166,2	17:11'58.520
6	30.679	18.124	34.713	39.592	2'03.108	168,0	17:14'01.628
7	30.439	17.991	34.465	39.592	2'02.487	168,3	17:16'04.115
8	31.188	18.255	34.898	1'46.884	3'11.225P	166,0	17:19'15.340
9	44.166	18.390	39.118	39.934	2'21.608P	165,0	17:21'36.948
10	30.700	18.092	34.743	39.585	2'03.120	166,7	17:23'40.068
11	30.249	17.913	34.035	39.185	2'01.382	168,8	17:25'41.450
12	30.365	17.861	34.275	39.123	2'01.624	169,3	17:27'43.074
13	30.290	18.097	34.336	40.065	2'02.788	165,5	17:29'45.862
14	31.973	18.340	35.216	40.295	2'05.824	166,7	17:31'51.686

39° 77 A. SIBAJA MORENO (2'02.068)							
Lap	Seg.1	Seg.2	Seg.3	Seg.4	Lap Time	km/h	Local Time
							17:00'06.964
1	39.817	18.982	36.452	1'51.102	3'26.353P	157,7	17:03'33.317
2	36.733	18.541	35.018	40.056	2'10.348P	173,0	17:05'43.665
3	31.410	18.147	34.972	39.834	2'04.363	172,7	17:07'48.028
4	30.998	18.309	34.785	39.593	2'03.685	173,0	17:09'51.713
5	30.885	18.131	34.439	39.644	2'03.099	172,7	17:11'54.812
6	30.799	18.112	34.613	39.311	2'02.835	173,3	17:13'57.647
7	31.123	18.436	35.699	1'59.236	3'24.494P	170,6	17:17'22.141
8	43.858	22.982	40.237	1'15.027	3'02.104P	141,4	17:20'24.245
9	35.457	18.352	35.112	40.246	2'09.167P	172,2	17:22'33.412
10	30.968	18.287	36.266	39.532	2'05.053	168,3	17:24'38.465
11	30.661	17.877	34.305	39.420	2'02.263	177,1	17:26'40.728
12	30.841	17.985	34.355	39.018	2'02.199	174,1	17:28'42.927
13	30.667	17.881	34.303	39.217	2'02.068	174,6	17:30'44.995

20/10/2017 P = Pits In/Out - C = Lap-Time Cancelled

These data/results cannot be reproduced, stored and/or transmitted in whole or in part by any manner of electronic, mechanical, photocopying, recording, broadcasting or otherwise now known or herein after developed without the previous express consent by the copyright owner, except for reproduction in daily press and regular printed publications on sale to the public within 60 days of the event related to those data/results and always provided that copyright symbol appears together as follows below.

© DORNA WSBK ORGANIZATION Srl 2017