

## Spanish Round, 20-21-22 October 2017

### World Supersport 300 - Results Superpole 1

Jerez 4.423 m

1 / 2

No.	Rider	Nat	Team	Bike	Time	Gap	Rel.	Laps	Speed	
									Avg	Max
1*	2 A. CARRASCO	ESP	ETG Racing	Kawasaki Ninja 300	<b>1'55.564</b>			8	137,783	<b>183,6</b>
2*	88 M. PEREZ	ESP	WILSport Racedays	Honda CBR500R	<b>1'55.829</b>	0.265	0.265	7	137,468	<b>182,7</b>
3	42 J. JAHNIG	GER	Team Runner Bike	KTM RC 390 R	<b>1'56.143</b>	0.579	0.314	8	137,097	<b>179,4</b>
4	22 M. KALININ	UKR	Team MOTOXRACING	Yamaha YZF-R3	<b>1'56.658</b>	1.094	0.515	8	136,491	<b>187,3</b>
5	80 A. PONTONE	ITA	IODARacing	Yamaha YZF-R3	<b>1'56.678</b>	1.114	0.020	8	136,468	<b>183,6</b>
6	71 T. EDWARDS	AUS	Hel Performance - Benjan Racing	Kawasaki Ninja 300	<b>1'56.794</b>	1.230	0.116	8	136,332	<b>181,5</b>
7	28 P. GIACOMINI	ITA	Terra e Moto	Yamaha YZF-R3	<b>1'56.993</b>	1.429	0.199	8	136,100	<b>182,7</b>
8	27 F. ROVELLI	ITA	ParkinGO DS Junior Team	Yamaha YZF-R3	<b>1'57.199</b>	1.635	0.206	8	135,861	<b>180,3</b>
9	23 M. BASTIANELLI	ITA	3570 Made in CIV	Kawasaki Ninja 300	<b>1'57.253</b>	1.689	0.054	8	135,799	<b>180,0</b>
10	87 A. LICCIARDI	BEL	Team Trasimeno	Yamaha YZF-R3	<b>1'57.299</b>	1.735	0.046	8	135,745	<b>183,0</b>
11	20 D. LOUREIRO	RSA	DS Junior Team	Yamaha YZF-R3	<b>1'57.318</b>	1.754	0.019	7	135,723	<b>179,1</b>
12	13 J. FACCO	ITA	SK Racing	Yamaha YZF-R3	<b>1'57.331</b>	1.767	0.013	7	135,708	<b>179,7</b>
13	84 M. CARBONERA	ITA	SK Racing	Yamaha YZF-R3	<b>1'57.352</b>	1.788	0.021	7	135,684	<b>180,9</b>
14	79 C. TAYLOR	GBR	MTM HS Kawasaki	Kawasaki Ninja 300	<b>1'57.394</b>	1.830	0.042	7	135,636	<b>181,5</b>
15	18 A. MURLEY	GBR	Team Toth	Yamaha YZF-R3	<b>1'57.633</b>	2.069	0.239	6	135,360	<b>183,3</b>
16	17 G. NODERER	GER	Scuderia Maranga Racing	Honda CBR500R	<b>1'57.851</b>	2.287	0.218	8	135,110	<b>177,4</b>
17	133 R. BATTYE	AUS	BWG Racing-Grimaldi	Kawasaki Ninja 300	<b>1'57.872</b>	2.308	0.021	3	135,086	<b>182,1</b>
18	7 N. SETTIMO	ITA	2R Road Racing	Yamaha YZF-R3	<b>1'57.878</b>	2.314	0.006	8	135,079	<b>182,4</b>
19	121 K. PATOVA	FIN	Kallio Racing	Yamaha YZF-R3	<b>1'57.911</b>	2.347	0.033	8	135,041	<b>181,8</b>
20	25 B. SÁNCHEZ	ESP	Halcourier Racing	Yamaha YZF-R3	<b>1'58.021</b>	2.457	0.110	7	134,915	<b>181,2</b>
21	58 T. FINOCCHIARO	GBR	2R Road Racing	Yamaha YZF-R3	<b>1'58.273</b>	2.709	0.252	8	134,628	<b>177,4</b>
22	54 H. CABUK	TUR	Kawasaki Puccetti Racing	Kawasaki Ninja 300	<b>1'58.476</b>	2.912	0.203	7	134,397	<b>178,3</b>
23	53 V. GRIMOUX	FRA	Team Toth	Yamaha YZF-R3	<b>1'58.500</b>	2.936	0.024	8	134,370	<b>185,7</b>
24	49 M. CARUSI	ITA	3570 Made in CIV	Kawasaki Ninja 300	<b>1'58.645</b>	3.081	0.145	7	134,205	<b>186,0</b>
25	35 A. TRIGLIA	ITA	Scuderia Maranga Racing	Honda CBR500R	<b>1'58.667</b>	3.103	0.022	8	134,181	<b>180,6</b>
26	130 R. FERREIRA	BRA	Kallio Racing	Yamaha YZF-R3	<b>1'58.723</b>	3.159	0.056	8	134,117	<b>182,4</b>
27	77 A. SIBAJA MORENO	ESP	DEZA-Cordoba Patrimonio de la Humanidad	Honda CBR500R	<b>1'59.721</b>	4.157	0.998	8	132,999	<b>179,7</b>
28	9 R. DOORAKKERS	NED	MVR Racing	Yamaha YZF-R3	<b>1'59.734</b>	4.170	0.013	8	132,985	<b>172,7</b>
29	19 E. ROVELLI	ITA	ParkinGO DS Junior Team	Yamaha YZF-R3	<b>2'00.893</b>	5.329	1.159	7	131,710	<b>182,4</b>

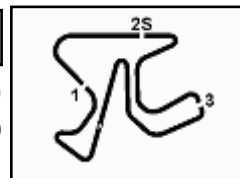
\* Qualified to Superpole 2

AIR	Humidity:	77%	Temp:	22°C
TRACK	Condition:	Dry	Temp:	28°C

21/10/2017 Start 11.30 End 11:46 The results are provisional until the end of the time limit for protests and appeals and the completion of the technical checks.

These data/results cannot be reproduced, stored and/or transmitted in whole or in part by any manner of electronic, mechanical, photocopying, recording, broadcasting or otherwise now known or herein after developed without the previous express consent by the copyright owner, except for reproduction in daily press and regular printed publications on sale to the public within 60 days of the event related to those data/results and always provided that copyright symbol appears together as follows below.

© DORNA WSBK ORGANIZATION Srl 2017



## Spanish Round, 20-21-22 October 2017

### World Supersport 300 - Results Superpole 1

#### Session Highlights

Local Time	No. Rider	Description
11.30.00		Start
11.34.25	121 K. PATOVA	On the Gravel - Re-Joined - Turn 12
11.36.19	28 P. GIACOMINI	Lap Cancelled - Exceeded Track Limits - Turn 10
11.36.56	130 R. FERREIRA	Lap Cancelled (1'59.337) - Exceeded Track Limits - Turn 13
11.37.22	80 A. PONTONE	Lap Cancelled - Exceeded Track Limits - Turn 1
11.37.24	28 P. GIACOMINI	Lap Cancelled - Exceeded Track Limits - Turn 1
11.37.45	18 A. MURLEY	Crashed - Turn 6
11.37.46	133 R. BATTYE	Crashed - Turn 6
11.38.01	18 A. MURLEY	Re-joined
11.38.02	133 R. BATTYE	Re-joined
11.41.07	53 V. GRIMOUX	Lap Cancelled (2'00.443) - Exceeded Track Limits - Turn 13
11.42.38	71 T. EDWARDS	Lap Cancelled (1'59.683) - Exceeded Track Limits - Turn 13
11.44.31	27 F. ROVELLI	Lap Cancelled (1'57.661) - Exceeded Track Limits - Turn 13
11.45.35	80 A. PONTONE	Lap Cancelled - Exceeded Track Limits - Turn 4
11.46.59		End Of Session

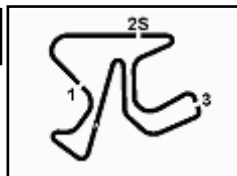
#### Fastest Laps Sequence

No. Rider	Nat	Team	Bike	Local Time	Time	Gap	Avg
17 G. NODERER	GER	Scuderia Maranga Racing	Honda CBR500R	11:34'10.591	<b>1'59.385</b>		133,374
42 J. JAHNIG	GER	Team Runner Bike	KTM RC 390 R	11:34'13.662	<b>1'58.027</b>	-1.358	134,908
18 A. MURLEY	GBR	Team Toth	Yamaha YZF-R3	11:34'18.557	<b>1'57.633</b>	-0.394	135,360
2 A. CARRASCO	ESP	ETG Racing	Kawasaki Ninja 300	11:34'24.275	<b>1'56.793</b>	-0.840	136,334
42 J. JAHNIG	GER	Team Runner Bike	KTM RC 390 R	11:36'10.215	<b>1'56.553</b>	-0.240	136,614
88 M. PEREZ	ESP	WILSport Racedays	Honda CBR500R	11:39'05.091	<b>1'56.094</b>	-0.459	137,154
2 A. CARRASCO	ESP	ETG Racing	Kawasaki Ninja 300	11:40'13.350	<b>1'55.783</b>	-0.311	137,523
2 A. CARRASCO	ESP	ETG Racing	Kawasaki Ninja 300	11:42'08.914	<b>1'55.564</b>	-0.219	137,783

Start 11:30 End 11:46 The results are provisional until the end of the time limit for protests and appeals and the completion of the technical checks.

These data/results cannot be reproduced, stored and/or transmitted in whole or in part by any manner of electronic, mechanical, photocopying, recording, broadcasting or otherwise now known or herein after developed without the previous express consent by the copyright owner, except for reproduction in daily press and regular printed publications on sale to the public within 60 days of the event related to those data/results and always provided that copyright symbol appears together as follows below.

© DORNA WSBK ORGANIZATION Srl 2017



## Spanish Round, 20-21-22 October 2017

### World Supersport 300 - Best Sector & Speed Superpole 1

Jerez 4.423 m

BEST LAP			
1	2 A. CARRASCO	Kawasaki Ninja 300	1'55.564
2	88 M. PEREZ	Honda CBR500R	1'55.829
3	42 J. JAHNIG	KTM RC 390 R	1'56.143
4	22 M. KALININ	Yamaha YZF-R3	1'56.658
5	80 A. PONTONE	Yamaha YZF-R3	1'56.678
6	71 T. EDWARDS	Kawasaki Ninja 300	1'56.794
7	28 P. GIACOMINI	Yamaha YZF-R3	1'56.993
8	27 F. ROVELLI	Yamaha YZF-R3	1'57.199
9	23 M. BASTIANELLI	Kawasaki Ninja 300	1'57.253
10	87 A. LICCIARDI	Yamaha YZF-R3	1'57.299
11	20 D. LOUREIRO	Yamaha YZF-R3	1'57.318
12	13 J. FACCO	Yamaha YZF-R3	1'57.331
13	84 M. CARBONERA	Yamaha YZF-R3	1'57.352
14	79 C. TAYLOR	Kawasaki Ninja 300	1'57.394
15	18 A. MURLEY	Yamaha YZF-R3	1'57.633
16	17 G. NODERER	Honda CBR500R	1'57.851
17	133 R. BATTYE	Kawasaki Ninja 300	1'57.872
18	7 N. SETTIMO	Yamaha YZF-R3	1'57.878
19	121 K. PATOVA	Yamaha YZF-R3	1'57.911
20	25 B. SANCHEZ	Yamaha YZF-R3	1'58.021
21	58 T. FINOCCHIARO	Yamaha YZF-R3	1'58.273
22	54 H. CABUK	Kawasaki Ninja 300	1'58.476
23	53 V. GRIMOUX	Yamaha YZF-R3	1'58.500
24	49 M. CARUSI	Kawasaki Ninja 300	1'58.645
25	35 A. TRIGLIA	Honda CBR500R	1'58.667
26	130 R. FERREIRA	Yamaha YZF-R3	1'58.723
27	77 A. SIBAJA MORENO	Honda CBR500R	1'59.721
28	9 R. DOORAKKERS	Yamaha YZF-R3	1'59.734
29	19 E. ROVELLI	Yamaha YZF-R3	2'00.893

SPEED			
1	22 M. KALININ	Yamaha YZF-R3	187,3
2	49 M. CARUSI	Kawasaki Ninja 300	186,0
3	53 V. GRIMOUX	Yamaha YZF-R3	185,7
4	2 A. CARRASCO	Kawasaki Ninja 300	183,6
5	80 A. PONTONE	Yamaha YZF-R3	183,6
6	18 A. MURLEY	Yamaha YZF-R3	183,3
7	87 A. LICCIARDI	Yamaha YZF-R3	183,0
8	28 P. GIACOMINI	Yamaha YZF-R3	182,7
9	88 M. PEREZ	Honda CBR500R	182,7
10	19 E. ROVELLI	Yamaha YZF-R3	182,4
11	130 R. FERREIRA	Yamaha YZF-R3	182,4
12	7 N. SETTIMO	Yamaha YZF-R3	182,4
13	133 R. BATTYE	Kawasaki Ninja 300	182,1
14	121 K. PATOVA	Yamaha YZF-R3	181,8
15	79 C. TAYLOR	Kawasaki Ninja 300	181,5
16	71 T. EDWARDS	Kawasaki Ninja 300	181,5
17	25 B. SANCHEZ	Yamaha YZF-R3	181,2
18	84 M. CARBONERA	Yamaha YZF-R3	180,9
19	35 A. TRIGLIA	Honda CBR500R	180,6
20	27 F. ROVELLI	Yamaha YZF-R3	180,3
21	23 M. BASTIANELLI	Kawasaki Ninja 300	180,0
22	13 J. FACCO	Yamaha YZF-R3	179,7
23	77 A. SIBAJA MORENO	Honda CBR500R	179,7
24	42 J. JAHNIG	KTM RC 390 R	179,4
25	20 D. LOUREIRO	Yamaha YZF-R3	179,1
26	54 H. CABUK	Kawasaki Ninja 300	178,3
27	17 G. NODERER	Honda CBR500R	177,4
28	58 T. FINOCCHIARO	Yamaha YZF-R3	177,4
29	9 R. DOORAKKERS	Yamaha YZF-R3	172,7

SEG. 1				SEG. 2				SEG. 3				SEG. 4			
1	2 A. CARRASCO	28.904	1	2 A. CARRASCO	16.943	1	88 M. PEREZ	32.369	1	22 M. KALININ	37.139				
2	22 M. KALININ	28.986	2	88 M. PEREZ	16.977	2	2 A. CARRASCO	32.427	2	2 A. CARRASCO	37.139				
3	88 M. PEREZ	29.100	3	80 A. PONTONE	16.980	3	22 M. KALININ	32.541	3	42 J. JAHNIG	37.200				
4	80 A. PONTONE	29.129	4	22 M. KALININ	16.989	4	71 T. EDWARDS	32.547	4	88 M. PEREZ	37.328				
5	71 T. EDWARDS	29.161	5	42 J. JAHNIG	17.050	5	42 J. JAHNIG	32.547	5	13 J. FACCO	37.464				
6	28 P. GIACOMINI	29.185	6	49 M. CARUSI	17.052	6	80 A. PONTONE	32.659	6	28 P. GIACOMINI	37.500				
7	79 C. TAYLOR	29.209	7	79 C. TAYLOR	17.078	7	18 A. MURLEY	32.751	7	20 D. LOUREIRO	37.510				
8	27 F. ROVELLI	29.221	8	25 B. SANCHEZ	17.085	8	27 F. ROVELLI	32.752	8	23 M. BASTIANELLI	37.525				
9	87 A. LICCIARDI	29.230	9	53 V. GRIMOUX	17.092	9	20 D. LOUREIRO	32.819	9	27 F. ROVELLI	37.532				
10	42 J. JAHNIG	29.246	10	71 T. EDWARDS	17.118	10	87 A. LICCIARDI	32.867	10	80 A. PONTONE	37.704				
11	25 B. SANCHEZ	29.332	11	13 J. FACCO	17.163	11	84 M. CARBONERA	32.892	11	71 T. EDWARDS	37.715				
12	133 R. BATTYE	29.372	12	18 A. MURLEY	17.165	12	133 R. BATTYE	32.930	12	84 M. CARBONERA	37.797				
13	23 M. BASTIANELLI	29.414	13	84 M. CARBONERA	17.194	13	28 P. GIACOMINI	32.934	13	121 K. PATOVA	37.803				
14	20 D. LOUREIRO	29.420	14	28 P. GIACOMINI	17.207	14	79 C. TAYLOR	32.945	14	53 V. GRIMOUX	37.822				
15	84 M. CARBONERA	29.426	15	133 R. BATTYE	17.213	15	58 T. FINOCCHIARO	32.956	15	49 M. CARUSI	37.823				
16	18 A. MURLEY	29.430	16	23 M. BASTIANELLI	17.215	16	23 M. BASTIANELLI	32.963	16	87 A. LICCIARDI	37.834				
17	13 J. FACCO	29.506	17	7 N. SETTIMO	17.224	17	13 J. FACCO	32.969	17	54 H. CABUK	37.845				
18	121 K. PATOVA	29.506	18	27 F. ROVELLI	17.249	18	25 B. SANCHEZ	32.999	18	17 G. NODERER	37.859				
19	49 M. CARUSI	29.549	19	20 D. LOUREIRO	17.265	19	7 N. SETTIMO	33.006	19	79 C. TAYLOR	37.882				
20	7 N. SETTIMO	29.609	20	87 A. LICCIARDI	17.272	20	121 K. PATOVA	33.043	20	7 N. SETTIMO	37.898				
21	17 G. NODERER	29.611	21	17 G. NODERER	17.284	21	17 G. NODERER	33.097	21	133 R. BATTYE	37.907				
22	53 V. GRIMOUX	29.612	22	130 R. FERREIRA	17.294	22	53 V. GRIMOUX	33.112	22	18 A. MURLEY	37.950				
23	54 H. CABUK	29.727	23	58 T. FINOCCHIARO	17.314	23	35 A. TRIGLIA	33.121	23	35 A. TRIGLIA	38.073				
24	58 T. FINOCCHIARO	29.742	24	54 H. CABUK	17.316	24	49 M. CARUSI	33.214	24	130 R. FERREIRA	38.115				
25	130 R. FERREIRA	29.770	25	121 K. PATOVA	17.419	25	54 H. CABUK	33.277	25	58 T. FINOCCHIARO	38.147				
26	77 A. SIBAJA MORENO	29.794	26	35 A. TRIGLIA	17.459	26	130 R. FERREIRA	33.285	26	9 R. DOORAKKERS	38.404				
27	35 A. TRIGLIA	29.826	27	77 A. SIBAJA MORENO	17.538	27	9 R. DOORAKKERS	33.355	27	25 B. SANCHEZ	38.468				
28	9 R. DOORAKKERS	29.983	28	9 R. DOORAKKERS	17.666	28	77 A. SIBAJA MORENO	33.499	28	77 A. SIBAJA MORENO	38.723				
29	19 E. ROVELLI	29.993	29	19 E. ROVELLI	17.705	29	19 E. ROVELLI	33.539	29	19 E. ROVELLI	38.946				

21/10/2017

These data/results cannot be reproduced, stored and/or transmitted in whole or in part by any manner of electronic, mechanical, photocopying, recording, broadcasting or otherwise now known or herein after developed without the previous express consent by the copyright owner, except for reproduction in daily press and regular printed publications on sale to the public within 60 days of the event related to those data/results and always provided that copyright symbol appears together as follows below.

© DORNA WSBK ORGANIZATION Srl 2017

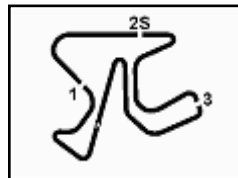
FICR PERUGIA TIMING



Official Tyre Supplier



Official Timekeeper



## Spanish Round, 20-21-22 October 2017

### World Supersport 300 - Ideal Times Superpole 1

Jerez 4.423 m

Rider No.	Nat	Bike	Seg. 1 Diff. 1	Seg. 2 Diff. 2	Seg. 3 Diff. 3	Seg. 4 Diff. 4	Ideal Time			
							Best Lap	Pos.	Diff.	
1	2 A. CARRASCO	ESP	Kawasaki Ninja 300	<b>28.904</b> 0.036	<b>16.943</b> 0.073	32.427	<b>37.139</b> 0.042	<b>1'55.413</b> 1'55.564	1	0.151
2	22 M. KALININ	UKR	Yamaha YZF-R3	28.986 0.311	16.989 0.215	32.541 0.199	<b>37.139</b> 0.278	<b>1'55.655</b> 1'56.658	4	1.003
3	88 M. PEREZ	ESP	Honda CBR500R	29.100 0.025	16.977	<b>32.369</b> 0.030	37.328	<b>1'55.774</b> 1'55.829	2	0.055
4	42 J. JAHNIG	GER	KTM RC 390 R	29.246 0.100	17.050	32.547	37.200	<b>1'56.043</b> 1'56.143	3	0.100
5	80 A. PONTONE	ITA	Yamaha YZF-R3	29.129	16.980 0.052	32.659	37.704 0.154	<b>1'56.472</b> 1'56.678	5	0.206
6	71 T. EDWARDS	AUS	Kawasaki Ninja 300	29.161 0.253	17.118	32.547	37.715	<b>1'56.541</b> 1'56.794	6	0.253
7	27 F. ROVELLI	ITA	Yamaha YZF-R3	29.221 0.289	17.249	32.752 0.156	37.532	<b>1'56.754</b> 1'57.199	8	0.445
8	28 P. GIACOMINI	ITA	Yamaha YZF-R3	29.185	17.207	32.934	37.500 0.167	<b>1'56.826</b> 1'56.993	7	0.167
9	20 D. LOUREIRO	RSA	Yamaha YZF-R3	29.420 0.084	17.265 0.035	32.819 0.067	37.510 0.118	<b>1'57.014</b> 1'57.318	11	0.304
10	13 J. FACCO	ITA	Yamaha YZF-R3	29.506	17.163 0.229	32.969	37.464	<b>1'57.102</b> 1'57.331	12	0.229
11	79 C. TAYLOR	GBR	Kawasaki Ninja 300	29.209	17.078	32.945 0.160	37.882 0.120	<b>1'57.114</b> 1'57.394	14	0.280
12	23 M. BASTIANELLI	ITA	Kawasaki Ninja 300	29.414	17.215	32.963 0.136	37.525	<b>1'57.117</b> 1'57.253	9	0.136
13	87 A. LICCIARDI	BEL	Yamaha YZF-R3	29.230	17.272 0.017	32.867	37.834 0.079	<b>1'57.203</b> 1'57.299	10	0.096
14	18 A. MURLEY	GBR	Yamaha YZF-R3	29.430 0.109	17.165 0.228	32.751	37.950	<b>1'57.296</b> 1'57.633	15	0.337
15	84 M. CARBONERA	ITA	Yamaha YZF-R3	29.426	17.194	32.892	37.797 0.043	<b>1'57.309</b> 1'57.352	13	0.043
16	133 R. BATTYE	AUS	Kawasaki Ninja 300	29.372 0.298	17.213	32.930	37.907 0.152	<b>1'57.422</b> 1'57.872	17	0.450
17	49 M. CARUSI	ITA	Kawasaki Ninja 300	29.549 0.272	17.052 0.399	33.214	37.823 0.336	<b>1'57.638</b> 1'58.645	24	1.007
18	53 V. GRIMOUX	FRA	Yamaha YZF-R3	29.612 0.033	17.092 0.829	33.112	37.822	<b>1'57.638</b> 1'58.500	23	0.862
19	7 N. SETTIMO	ITA	Yamaha YZF-R3	29.609	17.224	33.006	37.898 0.141	<b>1'57.737</b> 1'57.878	18	0.141
20	121 K. PATOVA	FIN	Yamaha YZF-R3	29.506	17.419 0.103	33.043	37.803 0.037	<b>1'57.771</b> 1'57.911	19	0.140
21	17 G. NODERER	GER	Honda CBR500R	29.611	17.284	33.097	37.859	<b>1'57.851</b> 1'57.851	16	
22	25 B. SÁNCHEZ	ESP	Yamaha YZF-R3	29.332	17.085	32.999 0.113	38.468 0.024	<b>1'57.884</b> 1'58.021	20	0.137
23	58 T. FINOCCHIARO	GBR	Yamaha YZF-R3	29.742	17.314 0.094	32.956	38.147 0.020	<b>1'58.159</b> 1'58.273	21	0.114
24	54 H. CABUK	TUR	Kawasaki Ninja 300	29.727 0.244	17.316	33.277	37.845 0.067	<b>1'58.165</b> 1'58.476	22	0.311
25	130 R. FERREIRA	BRA	Yamaha YZF-R3	29.770	17.294 0.151	33.285 0.108	38.115	<b>1'58.464</b> 1'58.723	26	0.259
26	35 A. TRIGLIA	ITA	Honda CBR500R	29.826 0.015	17.459 0.173	33.121	38.073	<b>1'58.479</b> 1'58.667	25	0.188
27	9 R. DOORAKKERS	NED	Yamaha YZF-R3	29.983	17.666	33.355 0.326	38.404	<b>1'59.408</b> 1'59.734	28	0.326
28	77 A. SIBAJA MORENO	ESP	Honda CBR500R	29.794	17.538 0.026	33.499	38.723 0.141	<b>1'59.554</b> 1'59.721	27	0.167
29	19 E. ROVELLI	ITA	Yamaha YZF-R3	29.993 0.009	17.705 0.301	33.539 0.400	38.946	<b>2'00.183</b> 2'00.893	29	0.710
<b>Overall Ideal Time</b>				28.904	16.943	32.369	37.139	<b>1'55.355</b>		

21/10/2017

These data/results cannot be reproduced, stored and/or transmitted in whole or in part by any manner of electronic, mechanical, photocopying, recording, broadcasting or otherwise now known or herein after developed without the previous express consent by the copyright owner, except for reproduction in daily press and regular printed publications on sale to the public within 60 days of the event related to those data/results and always provided that copyright symbol appears together as follows below.

© DORNA WSBK ORGANIZATION Srl 2017

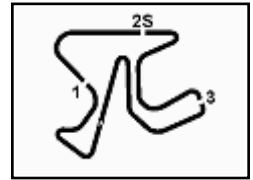
FICR PERUGIA TIMING



Official Tyre Supplier



Official Timekeeper



## Spanish Round, 20-21-22 October 2017

### World Supersport 300 - Chronological Analysis Superpole 1

Jerez 4.423 m

1 / 3

1° 2 A. CARRASCO (1'55.564)							
Lap	Seg.1	Seg.2	Seg.3	Seg.4	Lap Time	km/h	Local Time
							11:30'03.074
1	45.101	19.305	37.308	42.694	2'24.408P	159,1	11:32'27.482
2	29.438	17.295	32.664	37.396	1'56.793	180,6	11:34'24.275
3	29.301	17.259	32.665	37.350	1'56.575	181,5	11:36'20.850
4	29.047	17.038	32.780	37.852	1'56.717	<b>183,6</b>	11:38'17.567
5	29.027	17.087	32.530	<b>37.139</b>	1'55.783	180,9	11:40'13.350
6	28.940	17.016	<b>32.427</b>	37.181	<b>1'55.564</b>	182,7	11:42'08.914
7	30.392	17.686	33.132	38.934	2'00.144	173,3	11:44'09.058
8	<b>28.904</b>	<b>16.943</b>	33.104	37.639	1'56.590	183,3	11:46'05.648

2° 88 M. PEREZ (1'55.829)							
Lap	Seg.1	Seg.2	Seg.3	Seg.4	Lap Time	km/h	Local Time
							11:30'39.121
1	38.882	18.553	51.660	42.407	2'31.502P	146,5	11:33'10.623
2	29.611	17.320	32.656	37.678	1'57.265	179,4	11:35'07.888
3	32.251	17.580	33.640	37.638	2'01.109	178,3	11:37'08.997
4	<b>29.100</b>	17.065	<b>32.369</b>	37.560	1'56.094	180,9	11:39'05.091
5	30.534	17.878	34.691	1'56.230	3'19.333P	175,7	11:42'24.424
6	39.265	17.456	33.195	39.147	2'09.063P	179,4	11:44'33.487
7	29.125	<b>16.977</b>	32.399	<b>37.328</b>	<b>1'55.829</b>	<b>182,7</b>	11:46'29.316

3° 42 J. JAHNIG (1'56.143)							
Lap	Seg.1	Seg.2	Seg.3	Seg.4	Lap Time	km/h	Local Time
							11:30'03.074
1	40.820	18.389	34.851	38.501	2'12.561P	177,4	11:32'15.635
2	29.767	17.321	33.458	37.481	1'58.027	<b>179,4</b>	11:34'13.662
3	29.297	17.192	32.859	37.205	1'56.553	178,6	11:36'10.215
4	<b>29.246</b>	17.193	32.874	37.451	1'56.764	<b>179,4</b>	11:38'06.979
5	29.268	17.323	33.255	37.614	1'57.460	175,2	11:40'04.439
6	29.399	17.287	32.922	37.322	1'56.930	176,3	11:42'01.369
7	34.893	21.027	35.259	38.550	2'09.729	114,9	11:44'11.098
8	29.346	<b>17.050</b>	<b>32.547</b>	<b>37.200</b>	<b>1'56.143</b>	178,3	11:46'07.241

4° 22 M. KALININ (1'56.658)							
Lap	Seg.1	Seg.2	Seg.3	Seg.4	Lap Time	km/h	Local Time
							11:30'15.497
1	35.394	18.307	38.205	42.066	2'13.972P	178,3	11:32'29.469
2	29.906	17.409	33.424	42.315	2'03.054	<b>187,3</b>	11:34'32.523
3	29.762	17.245	32.940	<b>37.139</b>	1'57.086	178,3	11:36'29.609
4	29.460	<b>16.989</b>	33.175	41.360	2'00.984	184,5	11:38'30.593
5	29.586	17.539	36.676	39.500	2'03.301	184,2	11:40'33.894
6	29.297	17.204	32.740	37.417	<b>1'56.658</b>	177,4	11:42'30.552
7	29.306	17.246	33.617	39.297	1'59.466	177,1	11:44'30.018
8	<b>28.986</b>	17.330	<b>32.541</b>	37.819	1'56.676	177,7	11:46'26.694

5° 80 A. PONTONE (1'56.678)							
Lap	Seg.1	Seg.2	Seg.3	Seg.4	Lap Time	km/h	Local Time
							11:30'06.179
1	40.065	19.093	38.810	44.050	2'22.018P	176,6	11:32'28.197
2	29.502	17.582	32.856	<b>37.704</b>	1'57.644	180,9	11:34'25.841
3	<b>29.129</b>	17.032	<b>32.659</b>	37.858	<b>1'56.678</b>	177,1	11:36'22.519
4	29.396	17.192	32.903	38.019	1'57.510C	176,3	11:38'20.029
5	29.341	<b>16.980</b>	32.985	40.832	2'00.138	180,6	11:40'20.167
6	30.634	17.300	36.898	42.788	2'07.620	173,5	11:42'27.787
7	29.638	17.450	34.087	40.621	2'01.796	178,0	11:44'29.583
8	29.397	17.550	32.645	37.548	1'57.140C	<b>183,6</b>	11:46'26.723

6° 71 T. EDWARDS (1'56.794)							
Lap	Seg.1	Seg.2	Seg.3	Seg.4	Lap Time	km/h	Local Time
							11:30'03.074
1	42.042	19.858	36.148	39.381	2'17.429P	168,5	11:32'20.503
2	29.828	17.488	33.148	38.043	1'58.507	<b>181,5</b>	11:34'19.010

3	29.192	17.538	33.090	38.092	1'57.912	178,3	11:36'16.922
4	29.395	17.385	32.911	37.860	1'57.551	177,4	11:38'14.473
5	29.280	17.321	32.915	37.719	1'57.235	177,1	11:40'11.708
6	31.597	17.203	32.849	38.034	1'59.683C	178,8	11:42'11.391
7	29.414	<b>17.118</b>	<b>32.547</b>	<b>37.715</b>	<b>1'56.794</b>	180,3	11:44'08.185
8	<b>29.161</b>	17.286	33.035	37.984	1'57.466	178,0	11:46'05.651

7° 28 P. GIACOMINI (1'56.993)							
Lap	Seg.1	Seg.2	Seg.3	Seg.4	Lap Time	km/h	Local Time
							11:30'05.696
1	42.256	20.003	37.245	42.734	2'22.238P	154,9	11:32'27.934
2	29.730	17.535	33.432	38.080	1'58.777	178,6	11:34'26.711
3	29.269	17.215	33.100	37.792	1'57.376C	<b>182,7</b>	11:36'24.087
4	29.036	17.296	33.395	37.546	1'57.273C	178,8	11:38'21.360
5	<b>29.185</b>	<b>17.207</b>	<b>32.934</b>	<b>37.667</b>	<b>1'56.993</b>	178,8	11:40'18.353
6	32.620	17.578	37.941	40.226	2'08.365	173,8	11:42'26.718
7	29.652	17.804	35.103	39.421	2'01.980	173,5	11:44'28.698
8	29.548	17.410	33.020	<b>37.500</b>	1'57.478	176,0	11:46'26.176

8° 27 F. ROVELLI (1'57.199)							
Lap	Seg.1	Seg.2	Seg.3	Seg.4	Lap Time	km/h	Local Time
							11:30'07.169
1	38.619	19.114	35.608	39.531	2'12.872P	175,7	11:32'20.041
2	29.690	17.730	33.176	37.942	1'58.538	174,9	11:34'18.579
3	29.579	17.547	33.247	37.976	1'58.349	174,6	11:36'16.928
4	<b>29.221</b>	17.509	33.229	37.610	1'57.569	176,3	11:38'14.497
5	29.510	<b>17.249</b>	32.908	<b>37.532</b>	<b>1'57.199</b>	<b>180,3</b>	11:40'11.696
6	29.402	17.365	32.891	37.687	1'57.345	176,3	11:42'09.041
7	29.420	17.395	<b>32.752</b>	38.094	1'57.661C	175,2	11:44'06.702
8	32.532	17.261	33.127	50.830	2'13.750	178,3	11:46'20.452

9° 23 M. BASTIANELLI (1'57.253)							
Lap	Seg.1	Seg.2	Seg.3	Seg.4	Lap Time	km/h	Local Time
							11:30'05.988
1	42.268	19.734	38.027	42.571	2'22.600P	157,9	11:32'28.588
2	30.316	17.450	33.515	38.313	1'59.594	178,6	11:34'28.182
3	29.874	17.442	33.234	38.010	1'58.560	177,7	11:36'26.742
4	31.361	17.566	34.018	40.578	2'03.523	178,3	11:38'30.265
5	29.818	17.327	35.456	42.210	2'04.811	<b>180,0</b>	11:40'35.076
6	29.508	17.220	<b>32.963</b>	<b>37.677</b>	1'57.368	177,4	11:42'32.444
7	29.498	17.272	37.211	38.245	2'02.226	177,4	11:44'34.670
8	<b>29.414</b>	<b>17.215</b>	33.099	<b>37.525</b>	<b>1'57.253</b>	177,7	11:46'31.923

10° 87 A. LICCIARDI (1'57.299)							
Lap	Seg.1	Seg.2	Seg.3	Seg.4	Lap Time	km/h	Local Time
							11:30'13.472
1	36.712	18.402	35.889	42.111	2'13.114P	174,6	11:32'26.586
2	30.289	17.696	33.076	38.143	1'59.204	177,1	11:34'25.790
3	29.538	17.403	33.169	38.136	1'58.246	<b>183,0</b>	11:36'24.036
4	29.765	<b>17.272</b>	33.084	<b>37.834</b>	1'57.955	179,1	11:38'21.991
5	<b>29.230</b>	17.289	<b>32.867</b>	37.913	<b>1'57.299</b>	177,7	11:40'19.290
6	29.951	17.971	36.068	40.089	2'04.079	169,0	11:42'23.369
7	29.643	17.511	33.136	38.363	1'58.653	173,0	11:44'22.022
8	29.500	17.586	33.036	38.160	1'58.282	171,9	11:46'20.304

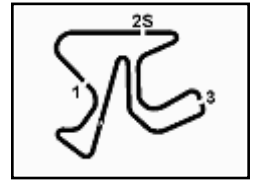
11° 20 D. LOUREIRO (1'57.318)							
Lap	Seg.1	Seg.2	Seg.3	Seg.4	Lap Time	km/h	Local Time
							11:30'40.144
1	38.147	18.089	52.199	42.762	2'31.197P	165,2	11:33'11.341
2	29.819	17.440	32.918	37.659	1'57.836	176,8	11:35'09.177
3	<b>29.420</b>	<b>17.265</b>	<b>32.819</b>	37.922	1'57.426	176,3	11:37'06.603
4	29.544	17.399	32.907	<b>37.510</b>	1'57.360	175,7	11:39'03.963
5	32.360	17.700	34.862	40.291	2'05.213	171,4	11:41'09.176
6	31.765	18.551	34.626	38.415	2'03.357	<b>179,1</b>	11:43'12.533

21/10/2017 P = Pits In/Out - C = Lap-Time Cancelled

These data/results cannot be reproduced, stored and/or transmitted in whole or in part by any manner of electronic, mechanical, photocopying, recording, broadcasting or otherwise now known or herein after developed without the previous express consent by the copyright owner, except for reproduction in daily press and regular printed publications on sale to the public within 60 days of the event related to those data/results and always provided that copyright symbol appears together as follows below.

© DORNA WSBK ORGANIZATION Srl 2017





## Spanish Round, 20-21-22 October 2017

### World Supersport 300 - Chronological Analysis Superpole 1

Jerez 4.423 m

2 / 3

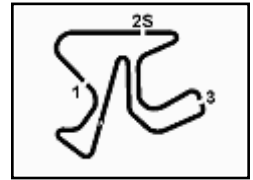
Lap	Seg.1	Seg.2	Seg.3	Seg.4	Lap Time	km/h	Local Time
7	29.504	17.300	32.886	37.628	<b>1'57.318</b>	175,2	11:45'09.851
<b>12° 13 J. FACCO (1'57.331)</b>							
1	40.925	19.895	36.727	39.859	2'17.406P	173,3	11:30'04.727
2	30.282	17.907	34.152	38.915	2'01.256	178,8	11:34'23.389
3	30.067	17.680	33.795	38.350	1'59.892	178,8	11:36'23.281
4	29.740	17.473	33.525	<b>37.898</b>	1'58.636	<b>182,4</b>	11:38'21.917
5	<b>29.609</b>	<b>17.224</b>	<b>33.006</b>	<b>38.039</b>	<b>1'57.878</b>	181,2	11:40'19.795
6	29.764	17.672	36.393	40.530	2'04.359	175,4	11:42'24.154
7	30.165	17.625	33.518	38.486	1'59.794	175,4	11:44'23.948
8	30.160	17.784	33.490	38.309	1'59.743	172,2	11:46'23.691
<b>19° 121 K. PATOVA (1'57.911)</b>							
<b>13° 84 M. CARBONERA (1'57.352)</b>							
1	42.872	18.357	51.928	38.770	2'31.927P	148,4	11:30'36.299
2	30.273	17.691	33.603	38.302	1'59.869	172,7	11:33'08.226
3	29.905	17.932	33.579	<b>37.797</b>	1'59.213	170,6	11:35'08.095
4	<b>29.426</b>	<b>17.194</b>	<b>32.892</b>	37.840	<b>1'57.352</b>	<b>180,9</b>	11:37'07.308
5	31.201	17.825	35.745	41.341	2'06.112	174,6	11:39'04.660
6	30.215	17.760	34.208	1'14.514	2'36.697P	171,1	11:41'10.772
7	35.932	17.732	33.421	38.208	2'05.293P	173,3	11:43'47.469
8	29.506	17.522	33.043	37.840	1'57.911	174,3	11:45'52.762
<b>20° 25 B. SÁNCHEZ (1'58.021)</b>							
<b>14° 79 C. TAYLOR (1'57.394)</b>							
1	39.211	17.814	34.241	39.060	2'10.326P	179,1	11:30'40.072
2	29.764	17.490	33.396	38.205	1'58.855	176,8	11:32'50.398
3	29.553	17.389	<b>32.945</b>	<b>37.882</b>	1'57.769	178,6	11:34'49.253
4	<b>29.209</b>	<b>17.078</b>	33.105	38.002	<b>1'57.394</b>	<b>181,5</b>	11:36'47.022
5	30.145	17.686	33.406	1'30.332	2'51.569P	179,4	11:38'44.416
6	36.488	18.903	34.676	40.856	2'10.923P	168,5	11:41'35.985
7	29.215	17.230	33.534	38.516	1'58.495	178,0	11:43'46.908
8	29.215	17.230	33.534	38.516	1'58.495	178,0	11:45'45.403
<b>15° 18 A. MURLEY (1'57.633)</b>							
<b>21° 58 T. FINOCCHIARO (1'58.273)</b>							
1	36.570	18.763	34.720	39.124	2'09.177P	173,5	11:30'11.747
2	29.539	17.393	<b>32.751</b>	<b>37.950</b>	<b>1'57.633</b>	183,0	11:32'20.924
3	29.583	17.959	33.427	38.331	1'59.300	176,0	11:34'18.557
4	<b>29.430</b>	<b>17.165</b>	1'19.078	3'13.042	5'18.715P	180,6	11:36'17.857
5	35.343	18.745	34.969	40.588	2'09.645P	171,4	11:41'36.572
6	29.875	17.334	33.295	38.700	1'59.204	<b>183,3</b>	11:43'46.217
7	29.875	17.334	33.295	38.700	1'59.204	<b>183,3</b>	11:45'45.421
8	29.746	17.340	33.229	38.147	1'58.462	176,0	11:45'45.057
<b>16° 17 G. NODERER (1'57.851)</b>							
<b>22° 54 H. CABUK (1'58.476)</b>							
1	36.853	18.247	34.236	38.796	2'08.132P	169,3	11:30'03.074
2	29.988	17.491	33.653	38.253	1'59.385	173,3	11:32'11.206
3	30.084	18.474	34.522	38.046	2'01.126	166,2	11:34'10.591
4	29.722	17.422	33.351	38.152	1'58.647	173,8	11:36'11.717
5	29.887	17.495	33.460	38.174	1'59.016	173,8	11:38'10.364
6	29.804	17.443	33.145	38.195	1'58.587	173,5	11:40'09.380
7	31.722	17.598	33.290	38.505	2'01.115	<b>177,4</b>	11:42'07.967
8	<b>29.611</b>	<b>17.284</b>	<b>33.097</b>	<b>37.859</b>	<b>1'57.851</b>	175,4	11:44'09.082
9	29.611	17.284	33.097	37.859	1'57.851	175,4	11:46'06.933
<b>17° 133 R. BATTYE (1'57.872)</b>							
<b>23° 53 V. GRIMOUX (1'58.500)</b>							
1	39.608	20.132	35.671	40.167	2'15.578P	176,3	11:30'06.128
2	29.952	17.351	33.073	<b>37.907</b>	1'58.283	178,0	11:32'21.706
3	29.670	<b>17.213</b>	<b>32.930</b>	38.059	<b>1'57.872</b>	178,0	11:34'19.989
4	30.046	17.231	33.771	40.729	2'01.777	184,8	11:36'17.861
5	35.968	18.688	35.252	41.890	2'11.798P	167,2	11:38'10.515
6	30.340	17.377	33.789	38.850	2'00.356	182,1	11:38'18.474
7	30.333	<b>17.092</b>	33.595	38.149	1'59.169	<b>185,7</b>	11:40'21.573
8	30.046	17.231	33.771	40.729	2'01.777	184,8	11:42'23.496
9	30.046	17.231	33.771	40.729	2'01.777	184,8	11:44'22.225
10	29.727	17.467	33.499	38.128	1'58.821	173,3	11:46'20.687
11	40.689	19.254	36.768	2'13.316	3'50.027P	169,5	11:30'04.812
12	34.419	18.065	37.050	44.958	2'14.492P	168,8	11:32'20.331
13	29.971	<b>17.316</b>	<b>33.277</b>	37.912	<b>1'58.273</b>	177,1	11:34'20.030
14	29.882	17.319	33.342	38.257	1'58.800	176,3	11:36'18.303
15	29.973	17.536	33.346	<b>37.845</b>	1'58.700	<b>178,3</b>	11:38'18.474
16	29.949	17.419	33.452	38.337	1'59.157	173,0	11:40'09.315
17	29.727	17.467	33.499	38.128	1'58.821	173,3	11:42'08.015
18	29.727	17.467	33.499	38.128	1'58.821	173,3	11:44'07.172
19	29.727	17.467	33.499	38.128	1'58.821	173,3	11:46'05.993

21/10/2017 P = Pits In/Out - C = Lap-Time Cancelled

These data/results cannot be reproduced, stored and/or transmitted in whole or in part by any manner of electronic, mechanical, photocopying, recording, broadcasting or otherwise now known or herein after developed without the previous express consent by the copyright owner, except for reproduction in daily press and regular printed publications on sale to the public within 60 days of the event related to those data/results and always provided that copyright symbol appears together as follows below.

© DORNA WSBK ORGANIZATION Srl 2017





## Spanish Round, 20-21-22 October 2017

### World Supersport 300 - Chronological Analysis Superpole 1

Jerez 4.423 m

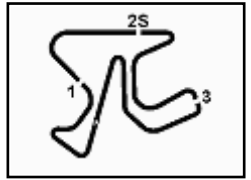
3 / 3

								Lap	Seg.1	Seg.2	Seg.3	Seg.4	Lap Time	km/h	Local Time	
5	<b>29.612</b>	17.439	34.614	38.778	2'00.443C	184,5	11:40'31.230									
6	29.925	17.489	33.563	38.377	1'59.354	174,9	11:42'30.584									
7	29.978	17.407	33.113	38.203	1'58.701	177,7	11:44'29.285									
8	29.645	17.921	<b>33.112</b>	<b>37.822</b>	<b>1'58.500</b>	180,6	11:46'27.785									
<b>24° 49 M. CARUSI (1'58.645)</b>																
Lap	Seg.1	Seg.2	Seg.3	Seg.4	Lap Time	km/h	Local Time									
							11:30'03.074									
1	42.149	22.639	38.817	43.968	2'27.573P	154,4	11:32'30.647	1	38.567	19.525	36.276	40.128	2'14.496P	178,8	11:32'22.079	
2	29.944	17.247	33.498	38.877	1'59.566	181,8	11:34'30.213	2	30.576	17.722	33.855	39.857	2'02.010	<b>182,4</b>	11:34'24.089	
3	30.136	<b>17.052</b>	33.671	<b>37.823</b>	1'58.682	<b>186,0</b>	11:36'28.895	3	30.059	17.885	33.650	39.403	2'00.997	174,9	11:36'25.086	
4	<b>29.549</b>	17.191	33.737	38.844	1'59.321	180,6	11:38'28.216	4	30.002	18.006	33.939	<b>38.946</b>	<b>2'00.893</b>	174,1	11:38'25.979	
5	30.978	17.671	35.210	1'22.523	2'46.382P	176,0	11:41'14.598	5	30.177	<b>17.705</b>	34.857	40.289	2'03.028	171,6	11:40'29.007	
6	50.905	26.279	35.007	40.702	2'32.893P	140,9	11:43'47.491	6	30.674	18.243	39.124	39.154	2'07.195	160,5	11:42'36.202	
7	29.821	17.451	<b>33.214</b>	38.159	<b>1'58.645</b>	174,9	11:45'46.136	7	32.002	20.658	35.926	39.116	2'07.702	152,7	11:44'43.904	
<b>25° 35 A. TRIGLIA (1'58.667)</b>																
Lap	Seg.1	Seg.2	Seg.3	Seg.4	Lap Time	km/h	Local Time									
							11:30'03.074									
1	39.478	19.410	35.507	39.305	2'13.700P	165,5	11:32'16.774									
2	30.509	17.844	33.876	38.930	2'01.159	174,1	11:34'17.933									
3	30.248	17.896	33.554	38.490	2'00.188	176,3	11:36'18.121									
4	30.150	<b>17.459</b>	33.521	39.135	2'00.265	177,4	11:38'18.386									
5	<b>29.826</b>	17.555	33.709	39.996	2'01.086	175,7	11:40'19.472									
6	29.893	17.896	35.560	44.549	2'07.898	172,4	11:42'27.370									
7	29.948	17.516	33.473	40.684	2'01.621	176,6	11:44'28.991									
8	29.841	17.632	<b>33.121</b>	<b>38.073</b>	<b>1'58.667</b>	<b>180,6</b>	11:46'27.658									
<b>26° 130 R. FERREIRA (1'58.723)</b>																
Lap	Seg.1	Seg.2	Seg.3	Seg.4	Lap Time	km/h	Local Time									
							11:30'03.074									
1	38.370	18.306	37.206	42.763	2'16.645P	174,9	11:32'28.979									
2	30.270	17.478	34.016	38.758	2'00.522	<b>182,4</b>	11:34'29.501									
3	30.350	17.320	<b>33.285</b>	38.382	1'59.337C	180,3	11:36'28.838									
4	29.985	<b>17.294</b>	33.702	39.475	2'00.456	180,0	11:38'29.294									
5	30.039	17.567	34.635	44.027	2'06.268	174,9	11:40'35.562									
6	29.785	17.385	33.590	38.633	1'59.393	176,3	11:42'34.955									
7	30.221	17.563	33.445	38.438	1'59.667	175,4	11:44'34.622									
8	<b>29.770</b>	17.445	33.393	<b>38.115</b>	<b>1'58.723</b>	176,0	11:46'33.345									
<b>27° 77 A. SIBAJA MORENO (1'59.721)</b>																
Lap	Seg.1	Seg.2	Seg.3	Seg.4	Lap Time	km/h	Local Time									
							11:30'03.074									
1	42.737	19.231	36.232	40.530	2'18.730P	174,9	11:32'21.804									
2	30.579	17.843	35.085	39.506	2'03.013	176,3	11:34'24.817									
3	30.098	17.716	34.605	39.398	2'01.817	179,1	11:36'26.634									
4	30.580	17.694	34.264	40.804	2'03.342	176,6	11:38'29.976									
5	30.081	17.602	35.014	39.243	2'01.940	<b>179,7</b>	11:40'31.916									
6	29.928	<b>17.538</b>	33.988	<b>38.723</b>	2'00.177	179,1	11:42'32.093									
7	<b>29.794</b>	17.564	<b>33.499</b>	38.864	<b>1'59.721</b>	178,8	11:44'31.814									
8	29.942	17.612	33.645	38.819	2'00.018	176,0	11:46'31.832									
<b>28° 9 R. DOORAKKERS (1'59.734)</b>																
Lap	Seg.1	Seg.2	Seg.3	Seg.4	Lap Time	km/h	Local Time									
							11:30'40.379									
1	35.747	18.383	34.435	39.532	2'08.097P	167,2	11:32'48.476									
2	30.378	17.916	33.816	38.983	2'01.093	170,6	11:34'49.569									
3	30.030	17.712	<b>33.355</b>	38.917	2'00.014	<b>172,7</b>	11:36'49.583									
4	30.199	17.786	33.524	38.853	2'00.362	171,9	11:38'49.945									
5	30.098	17.749	33.570	38.759	2'00.176	172,4	11:40'50.121									
6	30.084	17.696	33.579	38.651	2'00.010	171,9	11:42'50.131									
7	<b>29.983</b>	<b>17.666</b>	33.681	<b>38.404</b>	<b>1'59.734</b>	171,4	11:44'49.865									
8	30.004	17.721	33.628	38.553	1'59.906	170,8	11:46'49.771									
<b>29° 19 E. ROVELLI (2'00.893)</b>																

21/10/2017 P = Pits In/Out - C = Lap-Time Cancelled

These data/results cannot be reproduced, stored and/or transmitted in whole or in part by any manner of electronic, mechanical, photocopying, recording, broadcasting or otherwise now known or herein after developed without the previous express consent by the copyright owner, except for reproduction in daily press and regular printed publications on sale to the public within 60 days of the event related to those data/results and always provided that copyright symbol appears together as follows below.

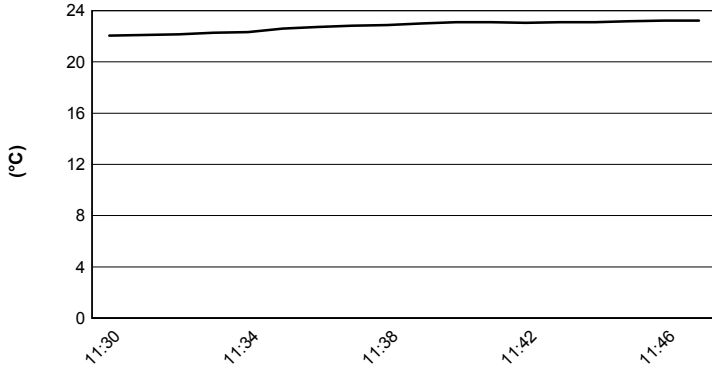
© DORNA WSBK ORGANIZATION Srl 2017



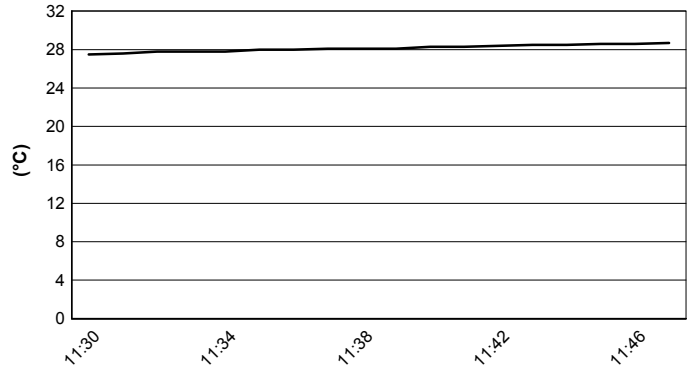
Jerez 4.423 m

**Spanish Round, 20-21-22 October 2017**  
**World Supersport 300 - Weather Report Superpole 1**  
 Session started 11:30 - Session ended 11:46

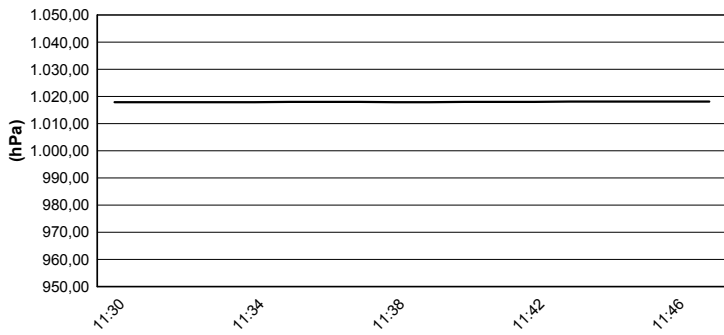
**Air Temperature**



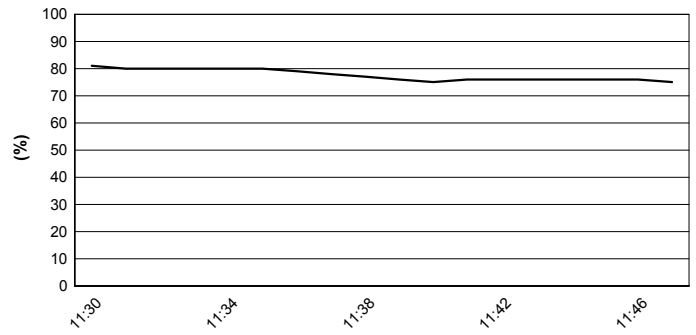
**Track Temperature**



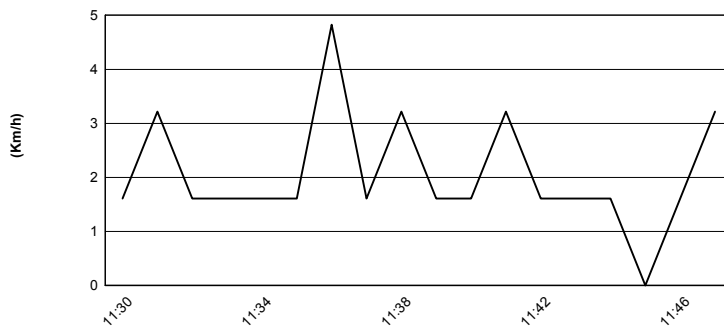
**Air Pressure**



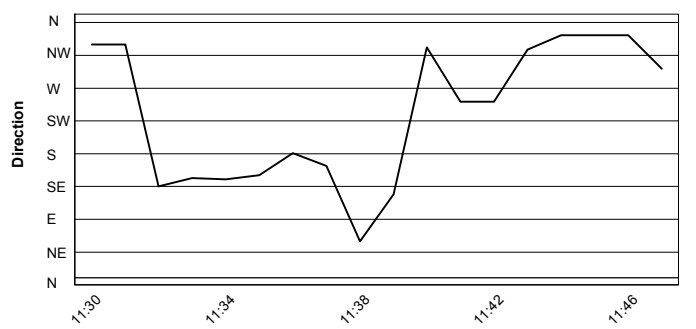
**Humidity**



**Wind Speed**



**Wind Direction**



21/10/2017

These data/results cannot be reproduced, stored and/or transmitted in whole or in part by any manner of electronic, mechanical, photocopying, recording, broadcasting or otherwise now known or herein after developed without the previous express consent by the copyright owner, except for reproduction in daily press and regular printed publications on sale to the public within 60 days of the event related to those data/results and always provided that copyright symbol appears together as follows below.

© DORNA WSBK ORGANIZATION Srl 2017