


7.1
STK1000
120/09
REVISED


Jerez 4.423 m

1 / 2

Spanish Round, 20-21-22 October 2017

Superstock 1000 - Results Race

Laps 15 = 66,345 Km - Time of Race 25'56.348 - Avg. 153,463 km/h

Pos	Race Grid	No. Rider	Nat	Team	Bike	LL	Gap	Fastest Lap	Speed	Qualifying		Ranking	
										Time	Speed	R	Tot Pos
1	1	28 M. REITERBERGER	GER	Van Zon Remeha BMW	BMW S 1000 RR	15		1'42.741	265,3	1'42.113	266,5	25	25 13
2	6	55 I. MYKHALCHYK	UKR	TripleM Racing	Kawasaki ZX-10RR	15	5.078	1'42.968	267,8	1'42.641	261,5	20	66 9
3	12	54 T. RAZGATLIOGLU	TUR	Kawasaki Puccetti Racing	Kawasaki ZX-10RR	15	6.251	1'42.680	270,4	1'42.870	265,9	16	130 2
4	2	57 M. JONES	AUS	Aruba.it Racing - Junior Team	Ducati Panigale R	15	6.699	1'42.545	271,1	1'42.136	264,6	13	86 6
5	3	2 R. TAMBURINI	ITA	PATA Yamaha Official STK 1000 Team	Yamaha YZF R1	15	7.710	1'42.941	274,5	1'42.181	267,8	11	106 4
6	14	12 M. RINALDI	ITA	Aruba.it Racing - Junior Team	Ducati Panigale R	15	9.204	1'43.321	271,1	1'42.926	265,9	10	138 1
7	4	23 F. SANDI	ITA	Berclaz Racing Team	BMW S 1000 RR	15	11.713	1'42.674	267,8	1'42.461	263,4	9	52 12
8	P 8	11 J. GUARNONI	FRA	Pedercini Racing Kawasaki	Kawasaki ZX-10RR	15	12.084	1'43.336	271,1	1'42.731	263,4	8	92 5
9	13	5 M. FACCANI	ITA	Althea BMW Racing Team	BMW S 1000 RR	15	15.149	1'43.374	271,1	1'42.872	264,0	7	70 7
10	16	9 A. MANTOVANI	ITA	Nuova M2 Racing	Aprilia RSV4 RF	15	16.767	1'43.432	269,1	1'43.157	266,5	6	6 26
11	11	71 M. SCHEIB	CHI	Nuova M2 Racing	Aprilia RSV4 RF	15	17.053	1'43.267	271,1	1'42.818	265,3	5	69 8
12	20	70 L. VITALI	ITA	Nuova M2 Racing	Aprilia RSV4 RF	15	17.057	1'43.452	268,5	1'43.745	262,7	4	64 10
13	10	41 F. D'ANNUNZIO	ITA	FDA Racing Team	BMW S 1000 RR	15	17.225	1'43.483	266,5	1'42.797	264,6	3	11 19
14	15	7 M. FRITZ	GER	Bayer-Bikerbox Yamaichi	Yamaha YZF R1	15	17.494	1'43.476	267,2	1'43.084	265,3	2	23 15
15	27	3 S. SUCHET	SUI	Berclaz Racing Team	BMW S 1000 RR	15	21.080	1'43.829	266,5	1'44.437	261,5	1	57 11
16	18	19 J. PUFFE	GER	Althea MF84	BMW S 1000 RR	15	22.147	1'43.948	269,1	1'43.622	269,1		24 14
17	19	16 G. RUIU	ITA	Team Trasimeno	Yamaha YZF R1	15	29.048	1'43.938	259,7	1'43.687	262,7		
18	21	77 W. TESSELS	NED	Agro On-Benjan-Kawasaki	Kawasaki ZX-10RR	15	30.007	1'44.126	260,9	1'43.950	260,3		6 28
19	26	34 X. PINSACH	ESP	ETG Racing	Kawasaki ZX-10RR	15	32.269	1'44.486	262,7	1'44.371	261,5		2 31
20	5	21 F. MARINO	FRA	PATA Yamaha Official STK 1000 Team	Yamaha YZF R1	15	39.410	1'43.465	271,8	1'42.535	266,5		120 3
21	35	59 A. SCHACHT	DEN	EAB Schacht Racing Team	Ducati Panigale R	15	40.540	1'44.675	264,0	1'44.142	264,0		21 16
22	29	91 E. KUPARINEN	FIN	Motomarket Racing	Kawasaki ZX-10RR	15	41.892	1'45.299	271,8	1'45.401	265,9		
23	17	6 E. PUSCEDDU	ITA	D.K.Racing	BMW S 1000 RR	15	42.796	1'44.504	265,3	1'43.497	257,9		9 21
24	9	15 A. MEDINA MAYO	ESP	Cardoso School Racing	Yamaha YZF R1	15	45.300	1'43.808	264,6	1'42.750	263,4		
25	25	32 M. MOSER	GER	TripleM Racing	Kawasaki ZX-10RR	15	45.555	1'45.031	264,6	1'44.337	257,9		1 34
26	30	88 V. KRUGER	CHI	2R Road Racing	BMW S 1000 RR	15	51.136	1'45.704	267,2	1'45.596	259,7		
27	31	81 A. BERNARDI	ITA	TheBlackSheepTeam	Yamaha YZF R1	15	51.307	1'45.915	261,5	1'45.982	258,5		
28	24	51 E. VIONNET	SUI	Motors Vionnet	BMW S 1000 RR	15	54.460	1'45.491	266,5	1'44.326	259,7		6 27
29	32	46 M. CUDEVILLE	FRA	Leader Team Flembbo	Kawasaki ZX-10RR	15	1'02.874	1'46.324	259,7	1'46.475	257,9		
30	34	61 A. TERZIANI	ITA	Tucci Racing Team	Yamaha YZF R1	15	1'08.088	1'45.960	266,5	1'46.823	259,7		
31	33	17 L. DE ULACIA	ESP	Kawasaki Palmeto PL Racing	Kawasaki ZX-10RR	15	1'08.224	1'46.870	260,3	1'46.727	254,9		
-----Not Classified-----													
RET	23	90 T. FINSTERBUSCH	GER	Agro On-Benjan-Kawasaki	Kawasaki ZX-10RR	10	5 Laps	1'45.684	269,1	1'44.063	264,6		9 20
RET	7	36 F. ALT	GER	Team Yamaha MGM	Yamaha YZF R1	4	11 Laps	1'49.564	259,7	1'42.671	268,5		

AIR	Humidity:	54%	Temp:	27°C
TRACK	Condition:	Dry	Temp:	38°C

Records	Pole (QP)	2017	M.Reiterberger	1'42.113 155,93 Km/h
	Race	2015	K.Calia	1'44.311 152,65 Km/h
	Circuit (QP)	2017	M.Reiterberger	1'42.113 155,93 Km/h
Race Fastest Lap	(New Record)	Lap 2	M.Jones	1'42.545 155,28 Km/h

LAP LEADERS				
No. Rider	From	To	Laps	Total
28 M. REITERBERGER	1	3	3	
23 F. SANDI	4	7	4	4
28 M. REITERBERGER	8	15	8	11

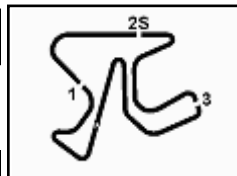
TOTAL LEADER LAPS				
No. Rider	Laps			
54 T. RAZGATLIOGLU	31	57 M. JONES		1
12 M. RINALDI	27			
23 F. SANDI	19			
21 F. MARINO	13			
28 M. REITERBERGER	11			
5 M. FACCANI	1			
11 J. GUARNONI	1			

Start 22/10/2017 15:36 End 16:04 The results are provisional until the end of the time limit for protests and appeals and the completion of the technical checks.

These data/results cannot be reproduced, stored and/or transmitted in whole or in part by any manner of electronic, mechanical, photocopying, recording, broadcasting or otherwise now known or herein after developed without the previous express consent by the copyright owner, except for reproduction in daily press and regular printed publications on sale to the public within 60 days of the event related to those data/results and always provided that copyright symbol appears together as follows below.

© DORNA WSBK ORGANIZATION Srl 2017





Spanish Round, 20-21-22 October 2017

Superstock 1000 - Results Race

N.11 (J.Guarnoni) penalized by 2 positions

Race Highlights

Time	No. Rider	Description
15.33.12		Warm-up Lap Start
15.33.15	59 Schacht	Will start from the pit lane
15.36.19		Start
15.36.34	21 Marino	Crashed - Turn 2
15.36.35	36 Alt	Crashed - Turn 2
15.36.59	21 Marino	Re-joined
15.37.00	36 Alt	Re-joined
15.37.31		No Jump Start
15.39.07		Incident Involving 15-21-36 Under Investigation
15.40.03		New Best Lap
15.44.16	15 Medina Mayo	Ride Through (art.1.21.2)
15.45.31	36 Alt	Entered Pits
15.46.24	36 Alt	Retired
15.48.14	15 Medina Mayo	Entered Pits
15.48.41	15 Medina Mayo	Exited Pits
15.54.41		KTM RC Cup Pit Lane Opens at 16:20 - Race Starts at 16:35
15.55.38	90 Finsterbusch	Entered Pits
15.56.47	90 Finsterbusch	Retired
15.58.02	11 Guarnoni	Under Investigation (Turn 13)
15.58.35	11 Guarnoni	MUST Drop 2 Positions (art.1.21.2)
16.02.35		European Superstock 1000 Champion: M.Rinaldi
16.03.17	11 Guarnoni	Penalized by 28secs
16.03.39		STK1000 Winning Manufacturer: Kawasaki
16.04.04		2017 STK1000 Pirelli Best Lap Award Winner: M.Rinaldi
16.04.17		End Of Session

Start 15:36 End 16:04 The results are provisional until the end of the time limit for protests and appeals and the completion of the technical checks.

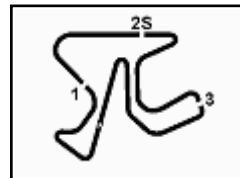
These data/results cannot be reproduced, stored and/or transmitted in whole or in part by any manner of electronic, mechanical, photocopying, recording, broadcasting or otherwise now known or herein after developed without the previous express consent by the copyright owner, except for reproduction in daily press and regular printed publications on sale to the public within 60 days of the event related to those data/results and always provided that copyright symbol appears together as follows below.

© DORNA WSBK ORGANIZATION Srl 2017



7.2

STK1000
120/09



Jerez 4.423 m

1 / 3

Spanish Round, 20-21-22 October 2017

Superstock 1000 - Lap Chart Race

	Lap														
	1	2	3	4	5	6	7	8	9	10	11	12	13	14	15
1	28	28	28	23	23	23	23	28	28	28	28	28	28	28	28
2	55	23	23	28	28	28	28	23	23	23	55	55	55	55	55
3	23	57	57	57	57	57	57	57	55	55	57	57	57	57	54
4	57	55	55	55	55	55	55	55	57	57	23	54	54	54	57
5	15	54	54	54	54	54	54	54	54	54	54	23	11	11	2
6	54	15	12	12	12	12	12	12	12	12	11	11	2	2	11
7	11	11	11	11	11	11	11	11	11	11	2	2	23	12	12
8	12	12	15	2	2	2	2	2	2	2	12	12	12	23	23
9	5	5	5	15	5	9	9	9	9	9	5	5	5	5	5
10	9	9	2	5	9	15	5	5	5	5	9	9	9	9	9
11	2	2	9	9	15	5	70	71	71	71	71	71	71	71	71
12	7	7	7	7	7	71	71	70	70	70	70	70	70	70	70
13	70	70	70	70	70	70	7	7	7	41	41	41	41	41	41
14	19	19	71	71	71	7	41	41	41	7	7	7	7	7	7
15	71	71	19	41	41	41	19	19	19	19	19	19	3	3	3
16	16	41	41	19	19	19	16	16	3	3	3	3	19	19	19
17	41	16	16	16	16	16	16	77	3	16	16	16	16	16	16
18	77	77	77	77	77	77	3	77	77	77	77	77	77	77	77
19	34	34	34	34	34	3	34	34	34	34	34	34	34	34	34
20	88	6	6	6	3	34	6	6	6	59	59	59	59	59	21
21	3	88	3	3	6	6	91	91	59	59	6	91	91	21	59
22	90	3	88	51	51	51	51	51	91	91	91	6	21	91	91
23	51	51	51	88	90	91	59	59	51	90	21	21	6	6	6
24	6	91	91	90	91	88	88	88	90	51	15	15	15	15	15
25	32	90	90	91	88	59	32	90	88	32	32	32	32	32	32
26	91	32	32	32	32	32	90	32	32	88	88	88	88	88	88
27	81	81	81	81	59	90	81	81	81	21	51	51	81	81	81
28	61	61	61	59	81	81	61	61	21	81	81	81	51	51	51
29	46	46	59	61	61	61	15	21	15	15	61	61	46	46	46
30	17	17	46	46	46	46	21	15	61	61	46	46	17	17	61
31	59	59	17	17	17	17	46	46	46	46	17	17	61	61	17
32	36	21	21	21	21	21	17	17	17	17	17	17	61	61	17
33	21	36	36	36	36	36	36	36	36	36	36	36	36	36	36

Final Result		
1	28	M. REITERBERGER Laps 15
2	55	I. MYKHALCHYK 5.078
3	54	T. RAZGATLIOGLU 6.251
4	57	M. JONES 6.699
5	2	R. TAMBURINI 7.710
6	12	M. RINALDI 9.204
7	23	F. SANDI 11.713
8	11	J. GUARNONI (P) 12.084
9	5	M. FACCANI 15.149
10	9	A. MANTOVANI 16.767
11	71	M. SCHEIB 17.053
12	70	L. VITALI 17.057
13	41	F. D'ANNUNZIO 17.225
14	7	M. FRITZ 17.494
15	3	S. SUCHET 21.080
16	19	J. PUFFE 22.147
17	16	G. RUIU 29.048
18	77	W. TESSELS 30.007
19	34	X. PINSACH 32.269
20	21	F. MARINO 39.410
21	59	A. SCHACHT 40.540
22	91	E. KUPARINEN 41.892
23	6	E. PUSCEDDU 42.796
24	15	A. MEDINA MAYO 45.300
25	32	M. MOSER 45.555
26	88	V. KRUGER 51.136
27	81	A. BERNARDI 51.307
28	51	E. VIONNET 54.460
29	46	M. CUDEVILLE 1'02.874
30	61	A. TERZIANI 1'08.088
31	17	L. DE ULACIA 1'08.224
RET90	T. FINSTERBUSCH	5 Laps
RET36	F. ALT	11 Laps

22/10/2017

These data/results cannot be reproduced, stored and/or transmitted in whole or in part by any manner of electronic, mechanical, photocopying, recording, broadcasting or otherwise now known or herein after developed without the previous express consent by the copyright owner, except for reproduction in daily press and regular printed publications on sale to the public within 60 days of the event related to those data/results and always provided that copyright symbol appears together as follows below.

© DORNA WSBK ORGANIZATION Srl 2017

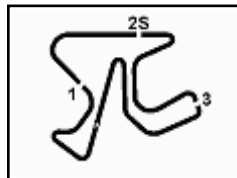
FCR PERUGIA TIMING



Official Tyre Supplier



Official Timekeeper



Spanish Round, 20-21-22 October 2017

Superstock 1000 - Lap Chart Race

Lap 1

1	28 M.Reiterberger (GER)	
2	55 I.Mykhalchyk (UKR)	0.342
3	23 F.Sandi (ITA)	0.355
4	57 M.Jones (AUS)	0.718
5	15 A.Medina Mayo (ESP)	1.298
6	54 T.Razgatioglu (TUR)	1.393
7	11 J.Guarnoni (FRA)	2.139
8	12 M.Rinaldi (ITA)	2.228
9	5 M.Faccani (ITA)	2.613
10	9 A.Mantovani (ITA)	2.802
11	2 R.Tamburini (ITA)	3.338
12	7 M.Fritz (GER)	4.249
13	70 L.Vitali (ITA)	4.458
14	19 J.Puffe (GER)	4.636
15	71 M.Scheib (CHI)	4.769
16	16 G.Ruiu (ITA)	5.245
17	41 F.D'Annunzio (ITA)	5.405
18	77 W.Tessels (NED)	5.862
19	34 X.Pinsach (ESP)	6.827
20	88 V.Kruger (CHI)	7.155
21	3 S.Suchet (SUI)	7.199
22	90 T.Finsterbusch (GER)	7.599
23	51 E.Vionnet (SUI)	7.646
24	6 E.Pusceddu (ITA)	7.928
25	32 M.Moser (GER)	8.159
26	91 E.Kuparinen (FIN)	8.159
27	81 A.Bernardi (ITA)	8.553
28	61 A.Terziani (ITA)	8.942
29	46 M.Cudeville (FRA)	9.237
30	17 L.De Ulacia (ESP)	9.598
31	59 A.Schacht (DEN)	12.877
32	36 F.Alt (GER)	27.257
33	21 F.Marino (FRA)	28.205

Lap 2

1	28 M.Reiterberger (GER)	
2	23 F.Sandi (ITA)	0.152
3	57 M.Jones (AUS)	0.386
4	55 I.Mykhalchyk (UKR)	0.974
5	54 T.Razgatioglu (TUR)	1.196
6	15 A.Medina Mayo (ESP)	2.229
7	11 J.Guarnoni (FRA)	2.598
8	12 M.Rinaldi (ITA)	2.715
9	5 M.Faccani (ITA)	3.110
10	9 A.Mantovani (ITA)	3.357
11	2 R.Tamburini (ITA)	3.402
12	7 M.Fritz (GER)	5.131
13	70 L.Vitali (ITA)	5.525
14	19 J.Puffe (GER)	5.707
15	71 M.Scheib (CHI)	5.857
16	41 F.D'Annunzio (ITA)	6.509
17	16 G.Ruiu (ITA)	7.314
18	77 W.Tessels (NED)	7.636
19	34 X.Pinsach (ESP)	8.436
20	6 E.Pusceddu (ITA)	10.293
21	88 V.Kruger (CHI)	10.592
22	3 S.Suchet (SUI)	10.651
23	51 E.Vionnet (SUI)	10.949
24	91 E.Kuparinen (FIN)	11.376
25	90 T.Finsterbusch (GER)	11.429
26	32 M.Moser (GER)	11.811
27	81 A.Bernardi (ITA)	12.103
28	61 A.Terziani (ITA)	12.686
29	46 M.Cudeville (FRA)	13.196
30	17 L.De Ulacia (ESP)	13.591
31	59 A.Schacht (DEN)	14.900
32	21 F.Marino (FRA)	28.887
33	36 F.Alt (GER)	34.151

Lap 3

1	28 M.Reiterberger (GER)	
2	23 F.Sandi (ITA)	0.041
3	57 M.Jones (AUS)	0.554

4	55 I.Mykhalchyk (UKR)	1.139
5	54 T.Razgatioglu (TUR)	1.633
6	12 M.Rinaldi (ITA)	3.372
7	11 J.Guarnoni (FRA)	3.679
8	15 A.Medina Mayo (ESP)	3.840
9	5 M.Faccani (ITA)	4.000
10	2 R.Tamburini (ITA)	4.194
11	9 A.Mantovani (ITA)	4.441
12	7 M.Fritz (GER)	5.804
13	70 L.Vitali (ITA)	6.174
14	71 M.Scheib (CHI)	6.321
15	19 J.Puffe (GER)	6.855
16	41 F.D'Annunzio (ITA)	7.189
17	16 G.Ruiu (ITA)	8.449
18	77 W.Tessels (NED)	8.959
19	34 X.Pinsach (ESP)	10.414
20	6 E.Pusceddu (ITA)	11.994
21	3 S.Suchet (SUI)	12.743
22	88 V.Kruger (CHI)	13.493
23	51 E.Vionnet (SUI)	13.637
24	91 E.Kuparinen (FIN)	13.881
25	90 T.Finsterbusch (GER)	14.310
26	32 M.Moser (GER)	14.704
27	81 A.Bernardi (ITA)	15.421
28	61 A.Terziani (ITA)	16.188
29	59 A.Schacht (DEN)	17.008
30	46 M.Cudeville (FRA)	17.316
31	17 L.De Ulacia (ESP)	17.916
32	21 F.Marino (FRA)	29.549
33	36 F.Alt (GER)	41.070

Lap 4

1	23 F.Sandi (ITA)	
2	28 M.Reiterberger (GER)	0.204
3	57 M.Jones (AUS)	0.396
4	55 I.Mykhalchyk (UKR)	0.870
5	54 T.Razgatioglu (TUR)	1.640
6	12 M.Rinaldi (ITA)	3.410
7	11 J.Guarnoni (FRA)	3.856
8	2 R.Tamburini (ITA)	4.637
9	15 A.Medina Mayo (ESP)	5.170
10	5 M.Faccani (ITA)	5.323
11	9 A.Mantovani (ITA)	5.485
12	7 M.Fritz (GER)	6.404
13	70 L.Vitali (ITA)	6.712
14	71 M.Scheib (CHI)	6.962
15	41 F.D'Annunzio (ITA)	7.767
16	19 J.Puffe (GER)	8.342
17	16 G.Ruiu (ITA)	9.905
18	77 W.Tessels (NED)	10.817
19	34 X.Pinsach (ESP)	12.286
20	6 E.Pusceddu (ITA)	13.644
21	3 S.Suchet (SUI)	13.669
22	51 E.Vionnet (SUI)	16.119
23	88 V.Kruger (CHI)	16.788
24	90 T.Finsterbusch (GER)	16.972
25	91 E.Kuparinen (FIN)	16.991
26	32 M.Moser (GER)	17.252
27	81 A.Bernardi (ITA)	18.069
28	59 A.Schacht (DEN)	18.400
29	61 A.Terziani (ITA)	19.304
30	46 M.Cudeville (FRA)	20.357
31	17 L.De Ulacia (ESP)	21.541
32	21 F.Marino (FRA)	29.741
33	36 F.Alt (GER)	47.351

Lap 5

1	23 F.Sandi (ITA)	
2	28 M.Reiterberger (GER)	0.246
3	57 M.Jones (AUS)	0.380
4	55 I.Mykhalchyk (UKR)	0.750
5	54 T.Razgatioglu (TUR)	1.288
6	12 M.Rinaldi (ITA)	2.930
7	11 J.Guarnoni (FRA)	3.646
8	2 R.Tamburini (ITA)	4.089

9	5 M.Faccani (ITA)	5.500
10	9 A.Mantovani (ITA)	5.646
11	15 A.Medina Mayo (ESP)	6.039
12	7 M.Fritz (GER)	6.870
13	70 L.Vitali (ITA)	7.120
14	71 M.Scheib (CHI)	7.313
15	41 F.D'Annunzio (ITA)	7.625
16	19 J.Puffe (GER)	8.721
17	16 G.Ruiu (ITA)	10.950
18	77 W.Tessels (NED)	11.946
19	34 X.Pinsach (ESP)	13.605
20	3 S.Suchet (SUI)	13.696
21	6 E.Pusceddu (ITA)	15.065
22	51 E.Vionnet (SUI)	18.633
23	90 T.Finsterbusch (GER)	18.870
24	91 E.Kuparinen (FIN)	19.030
25	88 V.Kruger (CHI)	19.590
26	32 M.Moser (GER)	19.906
27	59 A.Schacht (DEN)	20.086
28	81 A.Bernardi (ITA)	20.697
29	61 A.Terziani (ITA)	21.773
30	46 M.Cudeville (FRA)	24.466
31	17 L.De Ulacia (ESP)	25.303
32	21 F.Marino (FRA)	29.960

Lap 6

1	23 F.Sandi (ITA)	
2	28 M.Reiterberger (GER)	0.185
3	57 M.Jones (AUS)	0.372
4	55 I.Mykhalchyk (UKR)	0.631
5	54 T.Razgatioglu (TUR)	0.866
6	12 M.Rinaldi (ITA)	2.422
7	11 J.Guarnoni (FRA)	3.166
8	2 R.Tamburini (ITA)	3.444
9	9 A.Mantovani (ITA)	5.914
10	15 A.Medina Mayo (ESP)	7.205
11	5 M.Faccani (ITA)	7.291
12	71 M.Scheib (CHI)	7.418
13	70 L.Vitali (ITA)	7.597
14	7 M.Fritz (GER)	7.682
15	41 F.D'Annunzio (ITA)	8.005
16	19 J.Puffe (GER)	8.941
17	16 G.Ruiu (ITA)	12.154
18	77 W.Tessels (NED)	12.934
19	3 S.Suchet (SUI)	14.194
20	34 X.Pinsach (ESP)	14.719
21	6 E.Pusceddu (ITA)	17.276
22	51 E.Vionnet (SUI)	20.639
23	91 E.Kuparinen (FIN)	21.162
24	88 V.Kruger (CHI)	21.481
25	59 A.Schacht (DEN)	21.740
26	32 M.Moser (GER)	22.069
27	90 T.Finsterbusch (GER)	22.605
28	81 A.Bernardi (ITA)	22.882
29	61 A.Terziani (ITA)	24.740
30	46 M.Cudeville (FRA)	27.383
31	17 L.De Ulacia (ESP)	28.476
32	21 F.Marino (FRA)	29.793

Lap 7

1	23 F.Sandi (ITA)	
2	28 M.Reiterberger (GER)	0.123
3	57 M.Jones (AUS)	0.342
4	55 I.Mykhalchyk (UKR)	0.523
5	54 T.Razgatioglu (TUR)	0.767
6	12 M.Rinaldi (ITA)	1.704
7	11 J.Guarnoni (FRA)	2.633
8	2 R.Tamburini (ITA)	2.993
9	9 A.Mantovani (ITA)	6.355
10	5 M.Faccani (ITA)	7.691
11	70 L.Vitali (ITA)	8.002
12	71 M.Scheib (CHI)	8.197
13	7 M.Fritz (GER)	8.968
14	41 F.D'Annunzio (ITA)	9.070
15	19 J.Puffe (GER)	9.606

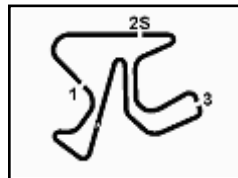
16	16 G.Ruiu (ITA)	13.067
17	77 W.Tessels (NED)	13.866
18	3 S.Suchet (SUI)	14.031
19	34 X.Pinsach (ESP)	15.497
20	6 E.Pusceddu (ITA)	19.455
21	91 E.Kuparinen (FIN)	22.439
22	51 E.Vionnet (SUI)	22.704
23	59 A.Schacht (DEN)	22.840
24	88 V.Kruger (CHI)	23.986
25	32 M.Moser (GER)	24.201
26	90 T.Finsterbusch (GER)	24.331
27	81 A.Bernardi (ITA)	24.689
28	61 A.Terziani (ITA)	26.915
29	15 A.Medina Mayo (ESP)	26.982
30	21 F.Marino (FRA)	29.830
31	46 M.Cudeville (FRA)	30.634
32	17 L.De Ulacia (ESP)	31.536

Lap 8

1	28 M.Reiterberger (GER)	
2	23 F.Sandi (ITA)	0.455
3	57 M.Jones (AUS)	0.772
4	55 I.Mykhalchyk (UKR)	1.004
5	54 T.Razgatioglu (TUR)	1.446
6	12 M.Rinaldi (ITA)	1.973
7	11 J.Guarnoni (FRA)	2.673
8	2 R.Tamburini (ITA)	2.986
9	9 A.Mantovani (ITA)	7.035
10	5 M.Faccani (ITA)	8.311
11	71 M.Scheib (CHI)	8.534
12	70 L.Vitali (ITA)	9.043
13	7 M.Fritz (GER)	10.032
14	41 F.D'Annunzio (ITA)	10.246
15	19 J.Puffe (GER)	10.900
16	16 G.Ruiu (ITA)	14.658
17	3 S.Suchet (SUI)	14.795
18	77 W.Tessels (NED)	15.539
19	34 X.Pinsach (ESP)	17.137
20	6 E.Pusceddu (ITA)	22.295
21	91 E.Kuparinen (FIN)	24.357
22	51 E.Vionnet (SUI)	25.394
23	59 A.Schacht (DEN)	25.680
24	88 V.Kruger (CHI)	26.796
25	90 T.Finsterbusch (GER)	26.869
26	32 M.Moser (GER)	27.221
27	81 A.Bernardi (ITA)	27.546
28	61 A.Terziani (ITA)	29.854
29	21 F.Marino (FRA)	30.195
30	15 A.Medina Mayo (ESP)	31.189
31	46 M.Cudeville (FRA)	34.367
32	17 L.De Ulacia (ESP)	35.491

Lap 9

1	28 M.Reiterberger (GER)	
2	23 F.Sandi (ITA)	1.734
3	55 I.Mykhalchyk (UKR)	1.953
4	57 M.Jones (AUS)	2.143
5	54 T.Razgatioglu (TUR)	2.638
6	12 M.Rinaldi (ITA)	2.998
7	11 J.Guarnoni (FRA)	3.520
8	2 R.Tamburini (ITA)	4.090
9	9 A.Mantovani (ITA)	8.949
10	5 M.Faccani (ITA)	9.564
11	71 M.Scheib (CHI)	10.259
12	70 L.Vitali (ITA)	10.628
13	7 M.Fritz (GER)	11.330
14	41 F.D'Annunzio (ITA)	11.723
15	19 J.Puffe (GER)	12.763
16	3 S.Suchet (SUI)	16.033
17		



Spanish Round, 20-21-22 October 2017

Superstock 1000 - Lap Chart Race

23	51 E.Vionnet (SUI)	29.069
24	90 T.Finsterbusch (GER)	30.117
25	88 V.Kruger (CHI)	30.302
26	32 M.Moser (GER)	30.680
27	81 A.Bernardi (ITA)	30.893
28	21 F.Marino (FRA)	31.589
29	15 A.Medina Mayo (ESP)	33.431
30	61 A.Terziani (ITA)	34.015
31	46 M.Cudeville (FRA)	39.157
32	17 L.De Ulacia (ESP)	40.123

30	46 M.Cudeville (FRA)	48.387
31	17 L.De Ulacia (ESP)	50.113

6	2 R.Tamburini (ITA)	7.482
7	12 M.Rinaldi (ITA)	8.690
8	23 F.Sandi (ITA)	9.583
9	5 M.Faccani (ITA)	14.629
10	9 A.Mantovani (ITA)	15.402
11	71 M.Scheib (CHI)	16.135
12	70 L.Vitali (ITA)	16.332
13	41 F.D'Annunzio (ITA)	16.644
14	7 M.Fritz (GER)	17.227
15	3 S.Suchet (SUI)	19.933
16	19 J.Puffe (GER)	20.979
17	16 G.Ruiu (ITA)	27.197
18	77 W.Tessels (NED)	27.966
19	34 X.Pinsach (ESP)	30.544
20	59 A.Schacht (DEN)	38.929
21	21 F.Marino (FRA)	39.026
22	91 E.Kuparinen (FIN)	40.254
23	6 E.Pusceddu (ITA)	40.986
24	15 A.Medina Mayo (ESP)	44.030
25	32 M.Moser (GER)	44.458
26	88 V.Kruger (CHI)	47.805
27	81 A.Bernardi (ITA)	49.075
28	51 E.Vionnet (SUI)	50.152
29	46 M.Cudeville (FRA)	59.314
30	17 L.De Ulacia (ESP)	1'03.450
31	61 A.Terziani (ITA)	1'04.793

Lap 10

1	28 M.Reiterberger (GER)	
2	23 F.Sandi (ITA)	3.373
3	55 I.Mykhalchyk (UKR)	3.402
4	57 M.Jones (AUS)	3.540
5	54 T.Razgatlioglu (TUR)	4.000
6	12 M.Rinaldi (ITA)	4.268
7	11 J.Guarnoni (FRA)	4.592
8	2 R.Tamburini (ITA)	5.276
9	9 A.Mantovani (ITA)	11.056
10	5 M.Faccani (ITA)	11.119
11	71 M.Scheib (CHI)	11.678
12	70 L.Vitali (ITA)	12.559
13	41 F.D'Annunzio (ITA)	13.243
14	7 M.Fritz (GER)	13.822
15	19 J.Puffe (GER)	14.899
16	3 S.Suchet (SUI)	17.228
17	16 G.Ruiu (ITA)	19.454
18	77 W.Tessels (NED)	20.302
19	34 X.Pinsach (ESP)	22.587
20	6 E.Pusceddu (ITA)	29.272
21	59 A.Schacht (DEN)	30.793
22	91 E.Kuparinen (FIN)	31.560
23	90 T.Finsterbusch (GER)	33.854
24	51 E.Vionnet (SUI)	33.931
25	32 M.Moser (GER)	34.202
26	88 V.Kruger (CHI)	34.431
27	21 F.Marino (FRA)	34.515
28	81 A.Bernardi (ITA)	34.942
29	15 A.Medina Mayo (ESP)	35.730
30	61 A.Terziani (ITA)	38.235
31	46 M.Cudeville (FRA)	44.035
32	17 L.De Ulacia (ESP)	45.577

Lap 12

1	28 M.Reiterberger (GER)	
2	55 I.Mykhalchyk (UKR)	4.649
3	57 M.Jones (AUS)	5.193
4	54 T.Razgatlioglu (TUR)	5.737
5	23 F.Sandi (ITA)	6.271
6	11 J.Guarnoni (FRA)	6.512
7	2 R.Tamburini (ITA)	6.679
8	12 M.Rinaldi (ITA)	7.441
9	5 M.Faccani (ITA)	13.304
10	9 A.Mantovani (ITA)	13.534
11	71 M.Scheib (CHI)	14.458
12	70 L.Vitali (ITA)	15.195
13	41 F.D'Annunzio (ITA)	15.504
14	7 M.Fritz (GER)	15.980
15	19 J.Puffe (GER)	18.189
16	3 S.Suchet (SUI)	18.647
17	16 G.Ruiu (ITA)	23.920
18	77 W.Tessels (NED)	24.436
19	34 X.Pinsach (ESP)	26.842
20	59 A.Schacht (DEN)	35.456
21	91 E.Kuparinen (FIN)	36.018
22	6 E.Pusceddu (ITA)	36.491
23	21 F.Marino (FRA)	37.846
24	15 A.Medina Mayo (ESP)	40.580
25	32 M.Moser (GER)	40.869
26	88 V.Kruger (CHI)	42.205
27	51 E.Vionnet (SUI)	42.499
28	81 A.Bernardi (ITA)	42.837
29	61 A.Terziani (ITA)	44.146
30	46 M.Cudeville (FRA)	52.332
31	17 L.De Ulacia (ESP)	54.870

Lap 15

1	28 M.Reiterberger (GER)	
2	55 I.Mykhalchyk (UKR)	5.078
3	54 T.Razgatlioglu (TUR)	6.251
4	57 M.Jones (AUS)	6.699
5	2 R.Tamburini (ITA)	7.710
6	11 J.Guarnoni (FRA)	8.084
7	12 M.Rinaldi (ITA)	9.204
8	23 F.Sandi (ITA)	11.713
9	5 M.Faccani (ITA)	15.149
10	9 A.Mantovani (ITA)	16.767
11	71 M.Scheib (CHI)	17.053
12	70 L.Vitali (ITA)	17.057
13	41 F.D'Annunzio (ITA)	17.225
14	7 M.Fritz (GER)	17.494
15	3 S.Suchet (SUI)	21.080
16	19 J.Puffe (GER)	22.147
17	16 G.Ruiu (ITA)	29.048
18	77 W.Tessels (NED)	30.007
19	34 X.Pinsach (ESP)	32.269
20	21 F.Marino (FRA)	39.410
21	59 A.Schacht (DEN)	40.540
22	91 E.Kuparinen (FIN)	41.892
23	6 E.Pusceddu (ITA)	42.796
24	15 A.Medina Mayo (ESP)	45.300
25	32 M.Moser (GER)	45.555
26	88 V.Kruger (CHI)	51.136
27	81 A.Bernardi (ITA)	51.307
28	51 E.Vionnet (SUI)	54.460
29	46 M.Cudeville (FRA)	1'02.874
30	61 A.Terziani (ITA)	1'08.088
31	17 L.De Ulacia (ESP)	1'08.224

Lap 11

1	28 M.Reiterberger (GER)	
2	55 I.Mykhalchyk (UKR)	4.250
3	57 M.Jones (AUS)	4.643
4	23 F.Sandi (ITA)	4.753
5	54 T.Razgatlioglu (TUR)	4.898
6	11 J.Guarnoni (FRA)	5.806
7	2 R.Tamburini (ITA)	6.193
8	12 M.Rinaldi (ITA)	6.257
9	5 M.Faccani (ITA)	12.198
10	9 A.Mantovani (ITA)	12.437
11	71 M.Scheib (CHI)	13.050
12	70 L.Vitali (ITA)	13.908
13	41 F.D'Annunzio (ITA)	14.428
14	7 M.Fritz (GER)	14.966
15	19 J.Puffe (GER)	16.499
16	3 S.Suchet (SUI)	17.963
17	16 G.Ruiu (ITA)	21.810
18	77 W.Tessels (NED)	22.413
19	34 X.Pinsach (ESP)	24.632
20	59 A.Schacht (DEN)	33.115
21	6 E.Pusceddu (ITA)	33.212
22	91 E.Kuparinen (FIN)	33.663
23	21 F.Marino (FRA)	36.975
24	15 A.Medina Mayo (ESP)	38.721
25	32 M.Moser (GER)	38.995
26	88 V.Kruger (CHI)	39.065
27	51 E.Vionnet (SUI)	39.208
28	81 A.Bernardi (ITA)	39.406
29	61 A.Terziani (ITA)	41.467

Lap 13

1	28 M.Reiterberger (GER)	
2	55 I.Mykhalchyk (UKR)	4.858
3	57 M.Jones (AUS)	5.451
4	54 T.Razgatlioglu (TUR)	6.004
5	11 J.Guarnoni (FRA)	7.260
6	2 R.Tamburini (ITA)	7.586
7	23 F.Sandi (ITA)	7.729
8	12 M.Rinaldi (ITA)	7.967
9	5 M.Faccani (ITA)	14.070
10	9 A.Mantovani (ITA)	14.468
11	71 M.Scheib (CHI)	15.248
12	70 L.Vitali (ITA)	15.803
13	41 F.D'Annunzio (ITA)	16.096
14	7 M.Fritz (GER)	16.613
15	3 S.Suchet (SUI)	19.320
16	19 J.Puffe (GER)	19.797
17	16 G.Ruiu (ITA)	25.575
18	77 W.Tessels (NED)	26.325
19	34 X.Pinsach (ESP)	28.831
20	59 A.Schacht (DEN)	37.106
21	91 E.Kuparinen (FIN)	37.879
22	21 F.Marino (FRA)	38.728
23	6 E.Pusceddu (ITA)	38.872
24	15 A.Medina Mayo (ESP)	42.340
25	32 M.Moser (GER)	42.711
26	88 V.Kruger (CHI)	44.949
27	81 A.Bernardi (ITA)	46.365
28	51 E.Vionnet (SUI)	46.424
29	46 M.Cudeville (FRA)	56.006
30	17 L.De Ulacia (ESP)	59.383
31	61 A.Terziani (ITA)	1'02.415

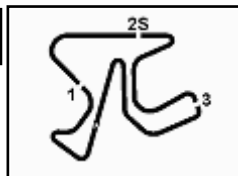
Lap 14

1	28 M.Reiterberger (GER)	
2	55 I.Mykhalchyk (UKR)	4.876
3	57 M.Jones (AUS)	5.969
4	54 T.Razgatlioglu (TUR)	6.177
5	11 J.Guarnoni (FRA)	7.352

22/10/2017

These data/results cannot be reproduced, stored and/or transmitted in whole or in part by any manner of electronic, mechanical, photocopying, recording, broadcasting or otherwise now known or herein after developed without the previous express consent by the copyright owner, except for reproduction in daily press and regular printed publications on sale to the public within 60 days of the event related to those data/results and always provided that copyright symbol appears together as follows below.

© DORNA WSBK ORGANIZATION Srl 2017



Spanish Round, 20-21-22 October 2017

Superstock 1000 - Best Sector & Speed Race

RESULTS

			Laps
1	28 M. REITERBERGER	BMW S 1000 RR	15
2	55 I. MYKHALCHYK	Kawasaki ZX-10RR	5.078
3	54 T. RAZGATLIOGLU	Kawasaki ZX-10RR	6.251
4	57 M. JONES	Ducati Panigale R	6.699
5	2 R. TAMBURINI	Yamaha YZF R1	7.710
6	12 M. RINALDI	Ducati Panigale R	9.204
7	23 F. SANDI	BMW S 1000 RR	11.713
8	11 J. GUARNONI	Kawasaki ZX-10RR	12.084
9	5 M. FACCANI	BMW S 1000 RR	15.149
10	9 A. MANTOVANI	Aprilia RSV4 RF	16.767
11	71 M. SCHEIB	Aprilia RSV4 RF	17.053
12	70 L. VITALI	Aprilia RSV4 RF	17.057
13	41 F. D'ANNUNZIO	BMW S 1000 RR	17.225
14	7 M. FRITZ	Yamaha YZF R1	17.494
15	3 S. SUCHET	BMW S 1000 RR	21.080
16	19 J. PUFFE	BMW S 1000 RR	22.147
17	16 G. RUIU	Yamaha YZF R1	29.048
18	77 W. TESSELS	Kawasaki ZX-10RR	30.007
19	34 X. PINSACH	Kawasaki ZX-10RR	32.269
20	21 F. MARINO	Yamaha YZF R1	39.410
21	59 A. SCHACHT	Ducati Panigale R	40.540
22	91 E. KUPARINEN	Kawasaki ZX-10RR	41.892
23	6 E. PUSCEDDU	BMW S 1000 RR	42.796
24	15 A. MEDINA MAYO	Yamaha YZF R1	45.300
25	32 M. MOSER	Kawasaki ZX-10RR	45.555
26	88 V. KRUGER	BMW S 1000 RR	51.136
27	81 A. BERNARDI	Yamaha YZF R1	51.307
28	51 E. VIONNET	BMW S 1000 RR	54.460
29	46 M. CUDEVILLE	Kawasaki ZX-10RR	1'02.874
30	61 A. TERZIANI	Yamaha YZF R1	1'08.088
31	17 L. DE ULACIA	Kawasaki ZX-10RR	1'08.224
RET	90 T. FINSTERBUSCH	Kawasaki ZX-10RR	5 Laps
RET	36 F. ALT	Yamaha YZF R1	11 Laps

SPEED

1	2 R. TAMBURINI	Yamaha YZF R1	274,5
2	91 E. KUPARINEN	Kawasaki ZX-10RR	271,8
3	21 F. MARINO	Yamaha YZF R1	271,8
4	57 M. JONES	Ducati Panigale R	271,1
5	12 M. RINALDI	Ducati Panigale R	271,1
6	11 J. GUARNONI	Kawasaki ZX-10RR	271,1
7	5 M. FACCANI	BMW S 1000 RR	271,1
8	71 M. SCHEIB	Aprilia RSV4 RF	271,1
9	54 T. RAZGATLIOGLU	Kawasaki ZX-10RR	270,4
10	19 J. PUFFE	BMW S 1000 RR	269,1
11	9 A. MANTOVANI	Aprilia RSV4 RF	269,1
12	90 T. FINSTERBUSCH	Kawasaki ZX-10RR	269,1
13	70 L. VITALI	Aprilia RSV4 RF	268,5
14	23 F. SANDI	BMW S 1000 RR	267,8
15	55 I. MYKHALCHYK	Kawasaki ZX-10RR	267,8
16	88 V. KRUGER	BMW S 1000 RR	267,2
17	7 M. FRITZ	Yamaha YZF R1	267,2
18	51 E. VIONNET	BMW S 1000 RR	266,5
19	41 F. D'ANNUNZIO	BMW S 1000 RR	266,5
20	61 A. TERZIANI	Yamaha YZF R1	266,5
21	3 S. SUCHET	BMW S 1000 RR	266,5
22	28 M. REITERBERGER	BMW S 1000 RR	265,3
23	6 E. PUSCEDDU	BMW S 1000 RR	265,3
24	32 M. MOSER	Kawasaki ZX-10RR	264,6
25	15 A. MEDINA MAYO	Yamaha YZF R1	264,6
26	59 A. SCHACHT	Ducati Panigale R	264,0
27	34 X. PINSACH	Kawasaki ZX-10RR	262,7
28	81 A. BERNARDI	Yamaha YZF R1	261,5
29	77 W. TESSELS	Kawasaki ZX-10RR	260,9
30	17 L. DE ULACIA	Kawasaki ZX-10RR	260,3
31	16 G. RUIU	Yamaha YZF R1	259,7
32	46 M. CUDEVILLE	Kawasaki ZX-10RR	259,7
33	36 F. ALT	Yamaha YZF R1	259,7

SEG. 1

1	54 T. RAZGATLIOGLI	26.017
2	2 R. TAMBURINI	26.066
3	55 I. MYKHALCHYK	26.090
4	23 F. SANDI	26.093
5	28 M. REITERBERGE	26.157
6	21 F. MARINO	26.159
7	57 M. JONES	26.171
8	12 M. RINALDI	26.187
9	5 M. FACCANI	26.234
10	9 A. MANTOVANI	26.245
11	11 J. GUARNONI	26.253
12	7 M. FRITZ	26.307
13	15 A. MEDINA MAYO	26.325
14	70 L. VITALI	26.414
15	71 M. SCHEIB	26.430
16	3 S. SUCHET	26.446
17	19 J. PUFFE	26.464
18	16 G. RUIU	26.481
19	59 A. SCHACHT	26.492
20	41 F. D'ANNUNZIO	26.512
21	6 E. PUSCEDDU	26.516
22	77 W. TESSELS	26.552
23	34 X. PINSACH	26.572
24	32 M. MOSER	26.675
25	51 E. VIONNET	26.720
26	91 E. KUPARINEN	26.788
27	88 V. KRUGER	26.866
28	90 T. FINSTERBUSCI	26.889
29	81 A. BERNARDI	26.988
30	61 A. TERZIANI	26.997
31	46 M. CUDEVILLE	27.189
32	17 L. DE ULACIA	27.210
33	36 F. ALT	28.182

SEG. 2

1	2 R. TAMBURINI	14.301
2	54 T. RAZGATLIOGLI	14.333
3	57 M. JONES	14.343
4	55 I. MYKHALCHYK	14.385
5	11 J. GUARNONI	14.386
6	12 M. RINALDI	14.392
7	9 A. MANTOVANI	14.398
8	19 J. PUFFE	14.417
9	5 M. FACCANI	14.425
10	41 F. D'ANNUNZIO	14.426
11	23 F. SANDI	14.430
12	71 M. SCHEIB	14.434
13	15 A. MEDINA MAYO	14.452
14	21 F. MARINO	14.459
15	70 L. VITALI	14.459
16	28 M. REITERBERGE	14.460
17	3 S. SUCHET	14.489
18	90 T. FINSTERBUSCI	14.541
19	34 X. PINSACH	14.569
20	7 M. FRITZ	14.572
21	6 E. PUSCEDDU	14.582
22	16 G. RUIU	14.592
23	91 E. KUPARINEN	14.623
24	59 A. SCHACHT	14.641
25	77 W. TESSELS	14.651
26	81 A. BERNARDI	14.667
27	61 A. TERZIANI	14.698
28	32 M. MOSER	14.710
29	51 E. VIONNET	14.712
30	17 L. DE ULACIA	14.742
31	88 V. KRUGER	14.771
32	46 M. CUDEVILLE	14.816
33	36 F. ALT	15.195

SEG. 3

1	11 J. GUARNONI	29.420
2	28 M. REITERBERGE	29.423
3	23 F. SANDI	29.499
4	55 I. MYKHALCHYK	29.499
5	57 M. JONES	29.516
6	12 M. RINALDI	29.556
7	21 F. MARINO	29.575
8	54 T. RAZGATLIOGLI	29.587
9	7 M. FRITZ	29.660
10	2 R. TAMBURINI	29.712
11	5 M. FACCANI	29.713
12	3 S. SUCHET	29.718
13	9 A. MANTOVANI	29.723
14	41 F. D'ANNUNZIO	29.747
15	71 M. SCHEIB	29.748
16	15 A. MEDINA MAYO	29.807
17	70 L. VITALI	29.818
18	16 G. RUIU	29.895
19	77 W. TESSELS	29.943
20	6 E. PUSCEDDU	29.959
21	59 A. SCHACHT	29.996
22	19 J. PUFFE	30.039
23	34 X. PINSACH	30.104
24	32 M. MOSER	30.215
25	91 E. KUPARINEN	30.266
26	61 A. TERZIANI	30.271
27	51 E. VIONNET	30.278
28	81 A. BERNARDI	30.369
29	88 V. KRUGER	30.429
30	90 T. FINSTERBUSCI	30.461
31	46 M. CUDEVILLE	30.577
32	17 L. DE ULACIA	30.654
33	36 F. ALT	31.269

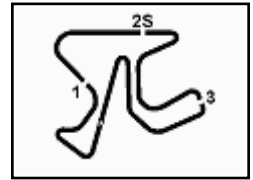
SEG. 4

1	54 T. RAZGATLIOGLI	32.491
2	23 F. SANDI	32.513
3	57 M. JONES	32.515
4	28 M. REITERBERGE	32.602
5	55 I. MYKHALCHYK	32.616
6	2 R. TAMBURINI	32.629
7	71 M. SCHEIB	32.655
8	41 F. D'ANNUNZIO	32.670
9	11 J. GUARNONI	32.733
10	21 F. MARINO	32.737
11	70 L. VITALI	32.761
12	5 M. FACCANI	32.775
13	9 A. MANTOVANI	32.783
14	15 A. MEDINA MAYO	32.785
15	12 M. RINALDI	32.870
16	19 J. PUFFE	32.870
17	7 M. FRITZ	32.937
18	3 S. SUCHET	32.943
19	77 W. TESSELS	32.967
20	16 G. RUIU	32.970
21	90 T. FINSTERBUSCI	33.131
22	6 E. PUSCEDDU	33.191
23	34 X. PINSACH	33.204
24	91 E. KUPARINEN	33.222
25	59 A. SCHACHT	33.234
26	32 M. MOSER	33.264
27	51 E. VIONNET	33.384
28	88 V. KRUGER	33.387
29	81 A. BERNARDI	33.558
30	46 M. CUDEVILLE	33.594
31	61 A. TERZIANI	33.620
32	17 L. DE ULACIA	33.974
33	36 F. ALT	34.366

22/10/2017

These data/results cannot be reproduced, stored and/or transmitted in whole or in part by any manner of electronic, mechanical, photocopying, recording, broadcasting or otherwise now known or herein after developed without the previous express consent by the copyright owner, except for reproduction in daily press and regular printed publications on sale to the public within 60 days of the event related to those data/results and always provided that copyright symbol appears together as follows below.

© DORNA WSBK ORGANIZATION Srl 2017



Spanish Round, 20-21-22 October 2017

Superstock 1000 - Chronological Analysis Race

Jerez 4.423 m

Start at 15:36'05.294

1 / 5

28 M. REITERBERGER (1'42.741)

Lap	Seg.1	Seg.2	Seg.3	Seg.4	Lap Time	km/h	Local Time
1		14.497	29.423	32.637	1'48.492	260,9	15:37'53.786
2	26.226	14.460	29.543	32.648	1'42.877	261,5	15:39'36.663
3	26.215	14.494	29.429	32.665	1'42.803	260,9	15:41'19.466
4	26.248	14.901	29.640	32.698	1'43.487	261,5	15:43'02.953
5	26.444	14.635	29.934	32.831	1'43.844	260,9	15:44'46.797
6	26.537	14.570	29.947	32.914	1'43.968	260,9	15:46'30.765
7	26.479	14.575	29.980	33.012	1'44.046	262,7	15:48'14.811
8	26.516	14.553	29.496	32.837	1'43.402	264,6	15:49'58.213
9	26.188	14.508	29.488	32.602	1'42.786	261,5	15:51'40.999
10	26.157	14.489	29.459	32.636	1'42.741	265,3	15:53'23.740
11	26.261	14.536	29.626	32.773	1'43.196	261,5	15:55'06.936
12	26.280	14.531	29.568	32.902	1'43.281	260,9	15:56'50.217
13	26.438	14.643	29.827	32.781	1'43.689	260,9	15:58'33.906
14	26.570	14.553	29.720	32.959	1'43.802	260,9	16:00'17.708
15	26.520	14.517	29.835	33.062	1'43.934	260,3	16:02'01.642

9	26.486	14.595	29.731	33.345	1'44.157	265,3	15:51'43.142
10	26.808	14.489	29.947	32.894	1'44.138	267,8	15:53'27.280
11	26.829	14.513	30.096	32.861	1'44.299	269,8	15:55'11.579
12	26.535	14.599	29.893	32.804	1'43.831	264,0	15:56'55.410
13	26.545	14.525	30.026	32.851	1'43.947	265,9	15:58'39.357
14	26.640	14.616	30.234	32.830	1'44.320	264,6	16:00'23.677
15	26.951	14.569	29.970	33.174	1'44.664	266,5	16:02'08.341

2 R. TAMBURINI (1'42.941)

Lap	Seg.1	Seg.2	Seg.3	Seg.4	Lap Time	km/h	Local Time
1		14.699	29.991	32.629	1'51.830	274,5	15:37'57.124
2	26.066	14.301	29.777	32.797	1'42.941	273,8	15:39'40.065
3	26.233	14.322	30.078	32.962	1'43.595	273,8	15:41'23.660
4	26.556	14.533	29.882	32.755	1'43.726	274,5	15:43'07.386
5	26.371	14.451	29.712	32.720	1'43.254	267,8	15:44'50.640
6	26.364	14.434	29.828	32.758	1'43.384	273,1	15:46'34.024
7	26.478	14.581	29.726	32.872	1'43.657	270,4	15:48'17.681
8	26.391	14.532	29.824	32.771	1'43.518	267,2	15:50'01.199
9	26.518	14.573	29.891	32.908	1'43.890	265,9	15:51'45.089
10	26.562	14.563	29.973	32.829	1'43.927	267,8	15:53'29.016
11	26.467	14.492	29.830	33.324	1'44.113	269,1	15:55'13.129
12	26.584	14.572	29.799	32.812	1'43.767	269,8	15:56'56.896
13	26.689	14.666	30.291	32.950	1'44.596	272,4	15:58'41.492
14	26.539	14.398	29.967	32.794	1'43.698	274,5	16:00'25.190
15	26.602	14.542	29.884	33.134	1'44.162	272,4	16:02'09.352

12 M. RINALDI (1'43.321)

Lap	Seg.1	Seg.2	Seg.3	Seg.4	Lap Time	km/h	Local Time
1		14.392	29.716	32.964	1'50.720	271,1	15:37'56.014
2	26.255	14.504	29.556	33.049	1'43.364	267,8	15:39'39.378
3	26.264	14.417	29.730	33.049	1'43.460	271,1	15:41'22.838
4	26.246	14.631	29.574	32.870	1'43.321	264,0	15:43'06.159
5	26.188	14.538	29.694	32.902	1'43.322	264,0	15:44'49.481
6	26.237	14.578	29.572	33.134	1'43.521	265,9	15:46'33.002
7	26.187	14.552	29.613	33.038	1'43.390	266,5	15:48'16.392
8	26.483	14.619	29.688	33.004	1'43.794	265,9	15:50'00.186
9	26.435	14.539	29.770	33.067	1'43.811	267,8	15:51'43.997
10	26.467	14.541	29.927	33.076	1'44.011	269,8	15:53'28.008
11	26.626	14.611	29.999	33.949	1'45.185	268,5	15:55'13.193
12	26.755	14.521	29.971	33.218	1'44.465	269,1	15:56'57.658
13	26.410	14.590	30.104	33.111	1'44.215	268,5	15:58'41.873
14	26.807	14.673	29.869	33.176	1'44.525	268,5	16:00'26.398
15	26.471	14.612	29.833	33.532	1'44.448	266,5	16:02'10.846

23 F. SANDI (1'42.674)

Lap	Seg.1	Seg.2	Seg.3	Seg.4	Lap Time	km/h	Local Time
1		14.493	29.635	32.513	1'48.847	267,8	15:37'54.141
2	26.093	14.430	29.534	32.617	1'42.674	264,6	15:39'36.815
3	26.119	14.519	29.534	32.520	1'42.692	262,7	15:41'19.507
4	26.248	14.715	29.499	32.780	1'43.242	258,5	15:43'02.749
5	26.482	14.708	29.840	32.772	1'43.802	259,7	15:44'46.551
6	26.530	14.651	29.937	32.911	1'44.029	259,1	15:46'30.580
7	26.518	14.686	29.904	33.000	1'44.108	259,7	15:48'14.688
8	26.465	14.648	30.017	32.850	1'43.980	259,1	15:49'58.668
9	26.443	14.660	29.776	33.186	1'44.065	259,1	15:51'42.733
10	26.577	14.613	29.990	33.200	1'44.380	262,7	15:53'27.113
11	26.755	14.682	29.941	33.198	1'44.576	260,3	15:55'11.689
12	26.985	14.684	30.021	33.109	1'44.799	261,5	15:56'56.488
13	26.798	14.643	30.430	33.276	1'45.147	263,4	15:58'41.635
14	26.925	14.795	30.484	33.452	1'45.656	262,1	16:00'27.291
15	27.003	14.717	30.566	33.778	1'46.064	262,1	16:02'13.355

11 J. GUARNONI (1'43.336)

Lap	Seg.1	Seg.2	Seg.3	Seg.4	Lap Time	km/h	Local Time
-----	-------	-------	-------	-------	----------	------	------------

55 I. MYKHALCHYK (1'42.968)

Lap	Seg.1	Seg.2	Seg.3	Seg.4	Lap Time	km/h	Local Time
1		14.463	29.499	32.724	1'48.834	264,0	15:37'54.128
2	26.090	14.718	29.963	32.738	1'43.509	265,3	15:39'37.637
3	26.307	14.385	29.628	32.648	1'42.968	264,6	15:41'20.605
4	26.318	14.478	29.602	32.616	1'43.014	262,7	15:43'03.619
5	26.371	14.519	29.891	32.901	1'43.682	264,6	15:44'47.301
6	26.536	14.543	29.910	32.921	1'43.910	267,2	15:46'31.211
7	26.648	14.467	29.989	32.896	1'44.000	264,0	15:48'15.211
8	26.629	14.541	29.890	32.946	1'44.006	267,8	15:49'59.217
9	26.491	14.523	29.756	32.965	1'43.735	265,3	15:51'42.952
10	26.588	14.684	29.880	33.038	1'44.190	262,7	15:53'27.142
11	26.606	14.739	29.606	33.093	1'44.044	260,3	15:55'11.186
12	26.441	14.595	29.687	32.957	1'43.680	261,5	15:56'54.866
13	26.591	14.636	29.821	32.850	1'43.898	260,3	15:58'38.764
14	26.493	14.584	29.766	32.977	1'43.820	260,9	16:00'22.584
15	26.595	14.668	29.841	33.032	1'44.136	257,3	16:02'06.720

54 T. RAZGATLIOGLU (1'42.680)

Lap	Seg.1	Seg.2	Seg.3	Seg.4	Lap Time	km/h	Local Time
1		14.487	29.587	32.585	1'49.885	268,5	15:37'55.179
2	26.017	14.333	29.839	32.491	1'42.680	269,8	15:39'37.859
3	26.270	14.505	29.742	32.723	1'43.240	269,8	15:41'21.099
4	26.301	14.505	29.907	32.577	1'43.290	268,5	15:43'04.389
5	26.390	14.478	29.888	32.694	1'43.450	267,8	15:44'47.839
6	26.453	14.506	29.913	32.735	1'43.607	267,8	15:46'31.446
7	26.678	14.562	29.936	32.833	1'44.009	267,8	15:48'15.455
8	26.632	14.669	30.060	32.843	1'44.204	264,6	15:49'59.659
9	26.623	14.630	29.864	32.861	1'43.978	267,8	15:51'43.637
10	26.581	14.557	29.966	32.999	1'44.103	270,4	15:53'27.740
11	26.661	14.513	30.036	32.884	1'44.094	270,4	15:55'11.834
12	26.555	14.660	30.060	32.845	1'44.120	268,5	15:56'55.954
13	26.601	14.554	29.909	32.892	1'43.956	267,8	15:58'39.910
14	26.618	14.563	29.922	32.872	1'43.975	269,1	16:00'23.885
15	26.479	14.563	30.056	32.910	1'44.008	264,6	16:02'07.893

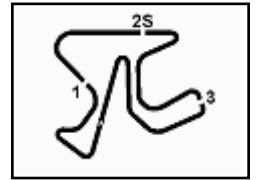
57 M. JONES (1'42.545)

Lap	Seg.1	Seg.2	Seg.3	Seg.4	Lap Time	km/h	Local Time
1		14.360	29.778	32.594	1'49.210	271,1	15:37'54.504
2	26.171	14.343	29.516	32.515	1'42.545	270,4	15:39'37.049
3	26.326	14.405	29.725	32.515	1'42.971	266,5	15:41'20.020
4	26.393	14.506	29.636	32.590	1'43.125	263,4	15:43'03.145
5	26.459	14.539	30.071	32.717	1'43.786	269,1	15:44'46.931
6	26.592	14.561	30.013	32.855	1'44.021	269,1	15:46'30.952
7	26.538	14.510	30.014	33.016	1'44.078	268,5	15:48'15.030
8	26.528	14.593	29.952	32.882	1'43.955	267,8	15:49'58.985

22/10/2017 P = Pits In/Out - C = Lap-Time Cancelled

These data/results cannot be reproduced, stored and/or transmitted in whole or in part by any manner of electronic, mechanical, photocopying, recording, broadcasting or otherwise now known or herein after developed without the previous express consent by the copyright owner, except for reproduction in daily press and regular printed publications on sale to the public within 60 days of the event related to those data/results and always provided that copyright symbol appears together as follows below.

© DORNA WSBK ORGANIZATION Srl 2017



Spanish Round, 20-21-22 October 2017

Superstock 1000 - Chronological Analysis Race

Start at 15:36'05.294

2 / 5

1		14.539	30.009	32.733	1'50.631	265,9	15:37'55.925	11	26.692	14.584	30.197	33.095	1'44.568	263,4	15:55'19.986
2	26.498	14.386	29.642	32.810	1'43.336	271,1	15:39'39.261	12	26.675	14.634	30.173	33.207	1'44.689	264,0	15:57'04.675
3	26.253	14.493	30.025	33.113	1'43.884	265,9	15:41'23.145	13	26.581	14.652	30.198	33.048	1'44.479	264,0	15:58'49.154
4	26.443	14.581	29.593	32.843	1'43.460	264,6	15:43'06.605	14	26.724	14.621	30.135	33.209	1'44.689	261,5	16:00'33.843
5	26.437	14.669	29.681	32.805	1'43.592	263,4	15:44'50.197	15	26.864	14.608	30.168	33.212	1'44.852	264,0	16:02'18.695
6	26.483	14.674	29.646	32.746	1'43.549	262,7	15:46'33.746								
7	26.644	14.559	29.420	32.952	1'43.575	264,0	15:48'17.321								
8	26.396	14.615	29.734	32.820	1'43.565	265,3	15:50'00.886								
9	26.425	14.681	29.626	32.901	1'43.633	260,9	15:51'44.519								
10	26.478	14.684	29.671	32.980	1'43.813	266,5	15:53'28.332								
11	26.587	14.579	29.902	33.342	1'44.410	265,3	15:55'12.742								
12	26.692	14.651	29.657	32.987	1'43.987	259,1	15:56'56.729								
13	26.771	14.649	29.902	33.115	1'44.437	264,6	15:58'41.166								
14	26.613	14.594	29.700	32.987	1'43.894	263,4	16:00'25.060								
15	26.607	14.622	30.186	33.251	1'44.666	261,5	16:02'09.726								

70 L. VITALI (1'43.452)

Lap	Seg.1	Seg.2	Seg.3	Seg.4	Lap Time	km/h	Local Time	
1			14.692	30.289	33.053	1'52.950	268,5	15:37'58.244
2	26.417		14.558	29.975	32.994	1'43.944	267,2	15:39'42.188
3	26.414	14.459	29.818	32.761	1'43.452	267,8	15:41'25.640	
4	26.573	14.555	29.912	32.781	1'43.821	265,9	15:43'09.461	
5	26.699	14.585	29.962	32.964	1'44.210	266,5	15:44'53.671	
6	26.632	14.608	30.242	33.024	1'44.506	267,8	15:46'38.177	
7	26.870	14.548	30.058	33.037	1'44.513	265,3	15:48'22.690	
8	26.678	14.614	30.241	33.033	1'44.566	264,0	15:50'07.256	
9	26.680	14.649	29.988	33.054	1'44.371	264,6	15:51'51.627	
10	26.892	14.584	30.103	33.093	1'44.672	265,3	15:53'36.299	
11	26.727	14.585	30.183	33.050	1'44.545	265,3	15:55'20.844	
12	26.695	14.673	30.038	33.162	1'44.568	263,4	15:57'05.412	
13	26.739	14.599	30.056	32.903	1'44.297	265,3	15:58'49.709	
14	26.692	14.596	30.029	33.014	1'44.331	265,3	16:00'34.040	
15	26.901	14.603	30.089	33.066	1'44.659	264,6	16:02'18.699	

41 F. D'ANNUNZIO (1'43.483)

Lap	Seg.1	Seg.2	Seg.3	Seg.4	Lap Time	km/h	Local Time	
1			14.994	30.723	33.340	1'53.897	264,6	15:37'59.191
2	26.916	14.489	29.906	32.670	1'43.981	266,5	15:39'43.172	
3	26.554	14.488	29.747	32.694	1'43.483	259,7	15:41'26.655	
4	26.694	14.466	29.884	32.817	1'43.861	265,9	15:43'10.516	
5	26.547	14.426	30.004	32.683	1'43.660	264,0	15:44'54.176	
6	26.748	14.578	30.098	32.985	1'44.409	262,1	15:46'38.585	
7	27.073	14.583	30.227	33.290	1'45.173	262,7	15:48'23.758	
8	27.030	14.718	30.040	32.913	1'44.701	264,6	15:50'08.459	
9	26.512	14.477	30.139	33.135	1'44.263	264,0	15:51'52.722	
10	26.696	14.590	30.020	32.955	1'44.261	260,3	15:53'36.983	
11	26.782	14.576	30.186	32.837	1'44.381	261,5	15:55'21.364	
12	26.701	14.599	30.015	33.042	1'44.357	262,7	15:57'05.721	
13	26.735	14.495	30.096	32.955	1'44.281	264,0	15:58'50.002	
14	26.728	14.530	30.239	32.853	1'44.350	262,7	16:00'34.352	
15	26.755	14.515	30.264	32.981	1'44.515	264,6	16:02'18.867	

7 M. FRITZ (1'43.476)

Lap	Seg.1	Seg.2	Seg.3	Seg.4	Lap Time	km/h	Local Time	
1			14.817	30.282	33.291	1'52.741	267,2	15:37'58.035
2	26.381	14.574	29.694	33.110	1'43.759	266,5	15:39'41.794	
3	26.307	14.572	29.660	32.937	1'43.476	265,9	15:41'25.270	
4	26.490	14.576	29.801	33.016	1'43.883	264,0	15:43'09.153	
5	26.566	14.670	29.878	33.154	1'44.268	265,3	15:44'53.421	
6	26.542	14.769	29.947	33.583	1'44.841	266,5	15:46'38.262	
7	27.167	14.638	30.207	33.382	1'45.394	266,5	15:48'23.656	
8	26.706	14.704	29.930	33.249	1'44.589	264,6	15:50'08.245	
9	26.442	14.663	29.877	33.102	1'44.084	264,6	15:51'52.329	
10	27.339	14.640	30.085	33.169	1'45.233	266,5	15:53'37.562	
11	26.526	14.690	30.051	33.073	1'44.340	266,5	15:55'21.902	
12	26.622	14.689	29.847	33.137	1'44.295	265,9	15:57'06.197	
13	26.494	14.638	30.076	33.114	1'44.322	266,5	15:58'50.519	
14	26.581	14.617	30.060	33.158	1'44.416	266,5	16:00'34.935	
15	26.556	14.640	30.049	32.956	1'44.201	265,3	16:02'19.136	

3 S. SUCHET (1'43.829)

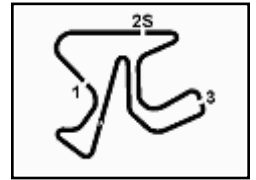
Lap	Seg.1	Seg.2	Seg.3	Seg.4	Lap Time	km/h	Local Time	
1			15.033	31.214	33.563	1'55.691	266,5	15:38'00.985
2	26.700	14.970	31.288	33.371	1'46.329	263,4	15:39'47.314	

22/10/2017 P = Pits In/Out - C = Lap-Time Cancelled

These data/results cannot be reproduced, stored and/or transmitted in whole or in part by any manner of electronic, mechanical, photocopying, recording, broadcasting or otherwise now known or herein after developed without the previous express consent by the copyright owner, except for reproduction in daily press and regular printed publications on sale to the public within 60 days of the event related to those data/results and always provided that copyright symbol appears together as follows below.

© DORNA WSBK ORGANIZATION Srl 2017





Spanish Round, 20-21-22 October 2017

Superstock 1000 - Chronological Analysis Race

Jerez 4.423 m

3 / 5

Start at 15:36'05.294

3	26.876	14.754	30.061	33.204	1'44.895	265,9	15:41'32.209	13	27.100	14.711	30.543	33.224	1'45.578	260,3	15:59'00.231
4	26.607	14.561	29.980	33.061	1'44.209	264,0	15:43'16.418	14	27.091	14.768	30.338	33.246	1'45.443	259,7	16:00'45.674
5	26.505	14.489	29.892	32.943	1'43.829	264,6	15:45'00.247	15	27.146	14.913	30.378	33.538	1'45.975	257,3	16:02'31.649

34 X. PINSACH (1'44.486)

Lap	Seg.1	Seg.2	Seg.3	Seg.4	Lap Time	km/h	Local Time
1							
2	26.572	14.569					
3	26.764	14.659	30.104				
4	26.846	14.779	30.283	33.247	1'45.155	257,9	15:43'15.035
5	26.836	14.662	30.341	33.282	1'45.121	259,7	15:45'00.156
6	26.702	14.707	30.322	33.412	1'45.143	258,5	15:46'45.299
7	26.654	14.727	30.262	33.243	1'44.886	260,3	15:48'30.185
8	26.791	14.842	30.196	33.336	1'45.165	254,9	15:50'15.350
9	26.782	15.023	30.508	33.336	1'45.649	214,5	15:52'00.999
10	26.827	14.750	30.408	33.343	1'45.328	259,1	15:53'46.327
11	26.711	14.748	30.358	33.424	1'45.241	259,7	15:55'31.568
12	26.983	14.772	30.235	33.501	1'45.491	258,5	15:57'17.059
13	26.893	14.752	30.519	33.514	1'45.678	258,5	15:59'02.737
14	26.852	14.828	30.428	33.407	1'45.515	258,5	16:00'48.252
15	26.862	14.775	30.380	33.642	1'45.659	259,1	16:02'33.911

19 J. PUFFE (1'43.948)

Lap	Seg.1	Seg.2	Seg.3	Seg.4	Lap Time	km/h	Local Time
1		14.648	30.470	33.381	1'53.128	269,1	15:37'58.422
2	26.586	14.417	30.075	32.870	1'43.948	268,5	15:39'42.370
3	26.464	14.477	30.039	32.971	1'43.951	269,1	15:41'26.321
4	26.831	14.521	30.518	32.900	1'44.770	268,5	15:43'11.091
5	26.663	14.463	30.184	32.871	1'44.181	267,8	15:44'55.272
6	26.697	14.577	30.080	32.895	1'44.249	268,5	15:46'39.521
7	26.743	14.611	30.210	33.209	1'44.773	268,5	15:48'24.294
8	26.995	14.628	30.302	32.894	1'44.819	267,2	15:50'09.113
9	26.767	14.547	30.297	33.038	1'44.649	267,2	15:51'53.762
10	27.013	14.610	30.263	32.991	1'44.877	266,5	15:53'38.639
11	26.787	14.580	30.297	33.132	1'44.796	267,8	15:55'23.435
12	26.842	14.596	30.289	33.244	1'44.971	266,5	15:57'08.406
13	26.750	14.578	30.649	33.320	1'45.297	267,8	15:58'53.703
14	26.881	14.571	30.361	33.171	1'44.984	266,5	16:00'38.687
15	26.986	14.652	30.333	33.131	1'45.102	264,6	16:02'23.789

21 F. MARINO (1'43.465)

Lap	Seg.1	Seg.2	Seg.3	Seg.4	Lap Time	km/h	Local Time
1							
2	26.555	14.603	29.664	32.737	1'43.559	264,0	15:40'05.550
3	26.159	14.745	29.638	32.923	1'43.465	259,1	15:41'49.015
4	26.448	14.620	29.575	32.832	1'43.475	263,4	15:43'32.490
5	26.322	14.569	30.058	33.072	1'44.021	263,4	15:45'16.511
6	26.416	14.585	29.826	33.035	1'43.862	264,0	15:47'00.373
7	26.432	14.562	30.016	33.135	1'44.145	268,5	15:48'44.518
8	26.451	14.583	29.845	33.011	1'43.890	264,0	15:50'28.408
9	26.594	14.744	29.786	33.056	1'44.180	262,1	15:52'12.588
10	26.761	14.459	30.399	34.048	1'45.667	271,8	15:53'58.255
11	27.138	14.597	30.784	33.137	1'45.656	269,8	15:55'43.911
12	26.814	14.593	29.814	32.931	1'44.152	264,0	15:57'28.063
13	26.569	14.544	30.088	33.370	1'44.571	266,5	15:59'12.634
14	26.605	14.519	30.055	32.921	1'44.100	269,1	16:00'56.734
15	26.664	14.612	29.860	33.182	1'44.318	262,7	16:02'41.052

16 G. RUIU (1'43.938)

Lap	Seg.1	Seg.2	Seg.3	Seg.4	Lap Time	km/h	Local Time
1		14.917	30.397	33.271	1'53.737	257,3	15:37'59.031
2	26.870	14.633	30.277	33.166	1'44.946	259,7	15:39'43.977
3	26.481	14.592	29.895	32.970	1'43.938	259,1	15:41'27.915
4	26.713	14.735	29.991	33.300	1'44.739	256,7	15:43'12.654
5	26.594	14.797	30.133	33.323	1'44.847	254,3	15:44'57.501
6	26.778	14.794	30.129	33.532	1'45.233	253,7	15:46'42.734
7	26.799	14.749	29.993	33.480	1'45.021	255,5	15:48'27.755
8	26.737	14.729	30.248	33.402	1'45.116	256,1	15:50'12.871
9	26.631	14.646	30.195	33.350	1'44.822	257,9	15:51'57.693
10	26.871	14.709	30.337	33.584	1'45.501	256,7	15:53'43.194
11	26.874	14.784	30.402	33.492	1'45.552	255,5	15:55'28.746
12	26.957	14.828	30.238	33.368	1'45.391	255,5	15:57'14.137
13	26.712	14.725	30.394	33.513	1'45.344	257,3	15:58'59.481
14	26.822	14.685	30.373	33.544	1'45.424	256,7	16:00'44.905
15	26.827	14.762	30.539	33.657	1'45.785	256,1	16:02'30.690

59 A. SCHACHT (1'44.675)

Lap	Seg.1	Seg.2	Seg.3	Seg.4	Lap Time	km/h	Local Time
1							
2	26.744	14.790	30.071	33.295	1'44.900	258,5	15:39'51.563
3	26.492	14.641	30.451	33.327	1'44.911	264,0	15:41'36.474
4	26.518	14.719	30.204	33.234	1'44.675	264,0	15:43'21.149
5	27.056	14.818	30.202	33.412	1'45.488	260,3	15:45'06.637
6	26.889	14.812	30.400	33.582	1'45.683	263,4	15:46'52.320
7	26.832	15.096	29.996	33.284	1'45.208	258,5	15:48'37.528
8	26.865	14.854	30.062	34.584	1'46.365	259,7	15:50'23.893
9	26.834	15.128	30.188	33.414	1'45.564	258,5	15:52'09.457
10	26.662	14.869	30.280	33.265	1'45.076	257,3	15:53'54.533
11	26.716	14.786	30.087	33.929	1'45.518	259,7	15:55'40.051
12	27.014	14.885	30.256	33.467	1'45.622	257,9	15:57'25.673
13	26.747	14.862	30.321	33.409	1'45.339	257,9	15:59'11.012
14	26.792	14.878	30.455	33.500	1'45.625	256,7	16:00'56.637
15	27.086	14.758	30.168	33.533	1'45.545	260,3	16:02'42.182

77 W. TESSELS (1'44.126)

Lap	Seg.1	Seg.2	Seg.3	Seg.4	Lap Time	km/h	Local Time
1		14.840	30.512	33.400	1'54.354	260,9	15:37'59.648
2	26.746	14.651	30.107	33.147	1'44.651	260,9	15:39'44.299
3	26.552	14.664	29.943	32.967	1'44.126	259,7	15:41'28.425
4	26.934	14.882	30.100	33.225	1'45.141	254,9	15:43'13.566
5	26.795	14.746	30.125	33.265	1'44.931	259,1	15:44'58.497
6	26.796	14.768	30.142	33.311	1'45.017	257,9	15:46'43.514
7	26.926	14.824	30.129	33.161	1'45.040	258,5	15:48'28.554
8	26.851	14.768	30.282	33.297	1'45.198	258,5	15:50'13.752
9	26.886	14.785	30.201	33.276	1'45.148	259,1	15:51'58.900
10	26.898	14.742	30.221	33.281	1'45.142	259,1	15:53'44.042
11	26.984	14.803	30.221	33.299	1'45.307	259,7	15:55'29.349
12	27.073	14.752	30.255	33.224	1'45.304	258,5	15:57'14.653

91 E. KUPARINEN (1'45.299)

Lap	Seg.1	Seg.2	Seg.3	Seg.4	Lap Time	km/h	Local Time
1							
2	27.040	14.623	30.794	33.637	1'46.094	271,8	15:39'48.039
3	26.829	14.650	30.607	33.222	1'45.308	264,6	15:41'33.347
4	27.063	14.848	30.670	33.812	1'46.393	262,7	15:43'19.740

22/10/2017 P = Pits In/Out - C = Lap-Time Cancelled

These data/results cannot be reproduced, stored and/or transmitted in whole or in part by any manner of electronic, mechanical, photocopying, recording, broadcasting or otherwise now known or herein after developed without the previous express consent by the copyright owner, except for reproduction in daily press and regular printed publications on sale to the public within 60 days of the event related to those data/results and always provided that copyright symbol appears together as follows below.

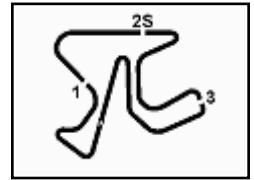
© DORNA WSBK ORGANIZATION Srl 2017





7.4

STK1000
120/09



Spanish Round, 20-21-22 October 2017

Superstock 1000 - Chronological Analysis Race

Jerez 4.423 m

Start at 15:36'05.294

4 / 5

Lap	Seg.1	Seg.2	Seg.3	Seg.4	Lap Time	km/h	Local Time
5	27.090	14.713	30.713	33.325	1'45.841	265,9	15:45'05.581
6	27.238	14.774	30.582	33.567	1'46.161	266,5	15:46'51.742
7	26.816	14.701	30.340	33.528	1'45.385	260,3	15:48'37.127
8	26.882	14.848	30.431	33.282	1'45.443	258,5	15:50'22.570
9	28.464	14.918	30.397	33.423	1'47.202	255,5	15:52'09.772
10	27.009	14.859	30.414	33.246	1'45.528	258,5	15:53'55.300
11	26.879	14.763	30.266	33.391	1'45.299	260,3	15:55'40.599
12	27.079	14.847	30.325	33.385	1'45.636	256,7	15:57'26.235
13	26.847	14.820	30.425	33.458	1'45.550	259,1	15:59'11.785
14	27.066	14.802	30.827	33.482	1'46.177	259,1	16:00'57.962
15	26.788	14.777	30.317	33.690	1'45.572	259,1	16:02'43.534
88 V. KRUGER (1'45.704)							
Lap	Seg.1	Seg.2	Seg.3	Seg.4	Lap Time	km/h	Local Time
1					15.134	31.352	33.684
2	26.993	14.840	31.094	33.387	1'46.314	265,3	15:39'47.255
3	26.866	14.785	30.532	33.521	1'45.704	259,7	15:41'32.959
4	27.129	14.888	30.756	33.805	1'46.578	262,7	15:43'19.537
5	27.038	14.905	31.018	33.643	1'46.604	265,3	15:45'06.141
6	27.042	14.825	30.429	33.624	1'45.920	265,9	15:46'52.061
7	26.970	15.414	30.691	33.538	1'46.613	257,3	15:48'38.674
8	27.043	14.932	30.586	33.774	1'46.335	261,5	15:50'25.009
9	27.126	14.881	30.686	33.599	1'46.292	265,9	15:52'11.301
10	27.143	14.771	30.793	34.163	1'46.870	265,3	15:53'58.171
11	27.204	14.926	31.064	34.636	1'47.830	267,2	15:55'46.001
12	27.289	14.918	30.689	33.525	1'46.421	262,1	15:57'32.422
13	27.200	14.890	30.756	33.587	1'46.433	262,7	15:59'18.855
14	27.343	14.900	30.579	33.836	1'46.658	260,3	16:01'05.513
15	27.643	15.016	30.703	33.903	1'47.265	259,1	16:02'52.778
81 A. BERNARDI (1'45.915)							
Lap	Seg.1	Seg.2	Seg.3	Seg.4	Lap Time	km/h	Local Time
1					15.222	31.694	33.987
2	27.198	14.760	30.581	33.888	1'46.427	259,7	15:39'48.766
3	27.071	14.716	30.552	33.782	1'46.121	259,7	15:41'34.887
4	27.122	14.803	30.369	33.637	1'45.931	254,9	15:43'20.818
5	27.300	15.112	30.460	33.558	1'46.430	257,9	15:45'07.248
6	27.189	14.770	30.611	33.644	1'46.214	256,7	15:46'53.462
7	26.988	14.790	30.507	33.630	1'45.915	257,9	15:48'39.377
8	27.084	14.752	30.659	33.887	1'46.382	256,7	15:50'25.759
9	27.120	14.667	30.625	33.721	1'46.133	259,7	15:52'11.892
10	27.125	14.739	30.787	34.139	1'46.790	259,1	15:53'58.682
11	27.307	14.844	30.749	34.760	1'47.660	257,3	15:55'46.342
12	27.413	14.816	30.706	33.777	1'46.712	261,5	15:57'33.054
13	27.073	14.926	31.029	34.189	1'47.217	256,7	15:59'20.271
14	27.462	14.849	30.504	33.697	1'46.512	253,7	16:01'06.783
15	27.215	14.772	30.503	33.676	1'46.166	255,5	16:02'52.949
51 E. VIONNET (1'45.491)							
Lap	Seg.1	Seg.2	Seg.3	Seg.4	Lap Time	km/h	Local Time
1					14.947	31.655	33.838
2	26.720	14.712	31.227	33.521	1'46.180	266,5	15:39'47.612
3	26.912	14.825	30.370	33.384	1'45.491	260,9	15:41'33.103
4	27.112	14.793	30.278	33.582	1'45.765	261,5	15:43'18.868
5	26.936	14.916	30.771	33.693	1'46.316	257,9	15:45'05.184
6	26.984	14.838	30.298	33.915	1'46.035	258,5	15:46'51.219
7	26.933	14.889	30.330	34.021	1'46.173	254,3	15:48'37.392
8	27.199	14.879	30.532	33.605	1'46.215	260,9	15:50'23.607
9	26.952	14.912	30.678	33.919	1'46.461	256,7	15:52'10.068
10	27.170	14.992	31.126	34.315	1'47.603	254,9	15:53'57.671
11	27.254	14.897	31.218	35.104	1'48.473	259,7	15:55'46.144
12	27.449	14.830	30.637	33.656	1'46.572	260,9	15:57'32.716
13	27.095	15.057	31.004	34.458	1'47.614	259,7	15:59'20.330
14	27.499	14.998	30.862	34.171	1'47.530	259,7	16:01'07.860
15	27.554	15.085	30.989	34.614	1'48.242	256,7	16:02'56.102
46 M. CUDEVILLE (1'46.324)							
Lap	Seg.1	Seg.2	Seg.3	Seg.4	Lap Time	km/h	Local Time
1					15.208	31.763	34.253
2	27.254	14.889	30.714	33.979	1'46.836	259,7	15:39'49.859
3	27.189	14.816	30.856	34.062	1'46.923	258,5	15:41'36.782
4	27.274	14.879	30.577	33.594	1'46.324	259,1	15:43'23.106
5	28.000	14.978	31.013	33.920	1'47.911	256,1	15:45'11.017
6	27.281	14.975	30.790	33.900	1'46.946	256,1	15:46'57.963

6 E. PUSCEDDU (1'44.504)

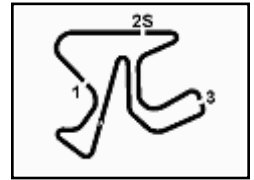
Lap	Seg.1	Seg.2	Seg.3	Seg.4	Lap Time	km/h	Local Time
1		15.012	30.949	33.650	1'56.420	264,0	15:38'01.714
2	26.736	14.582	30.733	33.191	1'45.242	265,3	15:39'46.956
3	26.516	14.712	29.959	33.317	1'44.504	257,3	15:41'31.460
4	26.659	14.757	30.197	33.320	1'44.933	256,1	15:43'16.393
5	26.879	14.736	30.183	33.425	1'45.223	256,7	15:45'01.616
6	27.019	14.875	30.605	33.741	1'46.240	256,1	15:46'47.856
7	27.010	14.985	30.638	33.654	1'46.287	252,0	15:48'34.143
8	26.888	14.915	30.653	33.909	1'46.365	252,6	15:50'20.508
9	26.824	15.013	30.628	33.619	1'46.084	252,6	15:52'06.592
10	27.055	14.991	30.648	33.726	1'46.420	252,6	15:53'53.012
11	27.059	15.028	30.681	34.368	1'47.136	252,0	15:55'40.148
12	27.433	15.047	30.558	33.522	1'46.560	259,7	15:57'26.708
13	27.018	14.920	30.339	33.793	1'46.070	257,3	15:59'12.778
14	26.931	14.844	30.438	33.703	1'45.916	252,0	16:00'58.694
15	26.863	14.850	30.432	33.599	1'45.744	257,3	16:02'44.438

15 A. MEDINA MAYO (1'43.808)

Lap	Seg.1	Seg.2	Seg.3	Seg.4	Lap Time	km/h	Local Time
1		14.452	29.807	32.840	1'49.790	264,6	15:37'55.084
2	26.377	14.454	30.192	32.785	1'43.808	264,6	15:39'38.892
3	26.325	14.654	30.024	33.411	1'44.414	258,5	15:41'23.306
4	26.634	14.612	30.165	33.202	1'44.613	264,6	15:43'07.919
5	26.461	14.645	30.414	33.151	1'44.671	260,9	15:44'52.590
6	26.796	14.586	30.154	33.659	1'45.195	261,5	15:46'37.785
7	26.711	14.789	30.799	51.586	2'03.885P	256,7	15:48'41.670
8	29.628	14.625	30.131	33.348	1'47.732P	259,1	15:50'29.402
9	26.653	14.693	30.198	33.484	1'45.028	260,9	15:52'14.430
10	26.688	14.781	30.234	33.337	1'45.040	257,3	15:53'59.470
11	26.726	14.711	30.783	33.967	1'46.187	264,0	15:55'45.657
12	26.763	14.707	30.229	33.441	1'45.140	257,9	15:57'30.797
13	26.702	14.941	30.372	33.434	1'45.449	251,4	15:59'16.246
14	26.694	14.835	30.261	33.702	1'45.492	258,5	16:01'01.738
15	26.731	14.740	30.260	33.473	1'45.204	257,3	16:02'46.942

32 M. MOSER (1'45.031)

Lap	Seg.1	Seg.2	Seg.3	Seg.4	Lap Time	km/h	Local Time
1		15.157	31.455	34.034	1'56.651	260,9	15:38'01.945
2	27.164	14.792	30.643	33.930	1'46.529	261,5	15:39'48.474
3	26.836	14.710	30.848	33.302	1'45.696	262,7	15:41'34.170
4	26.776	14.755	30.684	33.616	1'45.831	260,3	15:43'20.001
5	26.946	14.857	30.931	33.722	1'46.456	260,9	15:45'06.457
6	27.222	14.784	30.496	33.690	1'46.192	260,9	15:46'52.649
7	26.675	15.187	30.888	33.490	1'46.240	252,6	15:48'38.889
8	27.227	14.885	30.623	33.810	1'46.545	259,1	15:50'25.434
9	26.922	14.919	30.674	33.730	1'46.245	260,3	15:52'11.679
10	26.858	14.958	30.447	34.000	1'46.263	259,1	15:53'57.942
11	27.090	14.935	31.297				



Jerez 4.423 m

Spanish Round, 20-21-22 October 2017

Superstock 1000 - Chronological Analysis Race

Start at 15:36'05.294

5 / 5

7	27.308	14.962	31.313	33.776	1'47.359	253,2	15:48'45.322	4	28.182	15.230	31.269	34.883	1'49.564	258,5	15:43'50.100
8	27.395	14.935	30.967	33.961	1'47.258	255,5	15:50'32.580								
9	27.329	14.982	31.264	34.001	1'47.576	254,9	15:52'20.156								
10	27.415	15.159	31.155	33.890	1'47.619	250,3	15:54'07.775								
11	27.425	15.016	30.965	34.142	1'47.548	253,2	15:55'55.323								
12	27.489	14.994	30.876	33.867	1'47.226	253,2	15:57'42.549								
13	27.275	15.111	30.960	34.017	1'47.363	254,3	15:59'29.912								
14	27.485	14.920	30.866	33.839	1'47.110	253,7	16:01'17.022								
15	27.461	14.936	31.002	34.095	1'47.494	253,7	16:03'04.516								

61 A. TERZIANI (1'45.960)

Lap	Seg.1	Seg.2	Seg.3	Seg.4	Lap Time	km/h	Local Time
1		15.330	31.209	34.259	1'57.434	263,4	15:38'02.728
2	27.166	14.750	30.578	34.127	1'46.621	266,5	15:39'49.349
3	27.236	14.698	30.279	34.092	1'46.305	262,1	15:41'35.654
4	27.042	14.768	30.969	33.620	1'46.399	259,1	15:43'22.053
5	27.130	14.759	30.564	33.818	1'46.271	262,7	15:45'08.324
6	27.526	14.812	30.628	34.030	1'46.996	259,7	15:46'55.320
7	27.084	14.798	30.419	33.982	1'46.283	260,9	15:48'41.603
8	27.089	14.827	30.716	33.832	1'46.464	258,5	15:50'28.067
9	27.451	14.925	30.836	33.735	1'46.947	256,7	15:52'15.014
10	27.375	14.986	30.614	33.986	1'46.961	257,3	15:54'01.975
11	27.082	14.883	30.585	33.878	1'46.428	257,9	15:55'48.403
12	26.997	14.813	30.271	33.879	1'45.960	258,5	15:57'34.363
13	41.554	15.407	31.147	33.850	2'01.958	256,1	15:59'36.321
14	27.147	14.849	30.562	33.622	1'46.180	256,1	16:01'22.501
15	27.204	14.780	30.797	34.448	1'47.229	257,9	16:03'09.730

17 L. DE ULACIA (1'46.870)

Lap	Seg.1	Seg.2	Seg.3	Seg.4	Lap Time	km/h	Local Time
1		15.395	31.460	34.360	1'58.090	257,9	15:38'03.384
2	27.284	14.742	30.654	34.190	1'46.870	260,3	15:39'50.254
3	27.210	14.778	31.047	34.093	1'47.128	257,3	15:41'37.382
4	27.277	14.889	30.768	33.974	1'46.908	255,5	15:43'24.290
5	27.413	15.046	30.831	34.274	1'47.564	253,2	15:45'11.854
6	27.370	14.947	30.828	34.057	1'47.202	252,0	15:46'59.056
7	27.325	14.961	30.875	34.007	1'47.168	253,2	15:48'46.224
8	27.341	14.990	31.035	34.114	1'47.480	252,0	15:50'33.704
9	27.354	14.996	30.800	34.268	1'47.418	252,6	15:52'21.122
10	27.525	15.174	31.288	34.208	1'48.195	249,7	15:54'09.317
11	27.465	14.996	31.011	34.260	1'47.732	252,0	15:55'57.049
12	27.470	15.055	31.127	34.386	1'48.038	250,3	15:57'45.087
13	27.654	14.997	31.121	34.430	1'48.202	250,9	15:59'33.289
14	27.507	15.004	30.938	34.420	1'47.869	250,3	16:01'21.158
15	27.536	15.079	31.289	34.804	1'48.708	249,7	16:03'09.866

90 T. FINSTERBUSCH (1'45.684)

Lap	Seg.1	Seg.2	Seg.3	Seg.4	Lap Time	km/h	Local Time
1		15.069	31.353	33.842	1'56.091	265,9	15:38'01.385
2	27.271	14.629	30.983	33.824	1'46.707	262,7	15:39'48.092
3	27.087	14.541	30.925	33.131	1'45.684	269,1	15:41'33.776
4	26.889	14.648	30.796	33.612	1'45.945	268,5	15:43'19.721
5	26.917	14.768	30.706	33.309	1'45.700	260,9	15:45'05.421
6	26.890	14.788	30.461	35.625	1'47.764	265,3	15:46'53.185
7	27.074	14.659	30.647	33.454	1'45.834	262,1	15:48'39.019
8	27.026	14.691	30.712	33.634	1'46.063	264,6	15:50'25.082
9	27.167	14.659	30.594	33.614	1'46.034	259,1	15:52'11.116
10	27.038	14.724	30.767	33.949	1'46.478	262,7	15:53'57.594

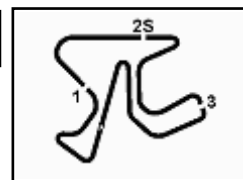
36 F. ALT (1'49.564)

Lap	Seg.1	Seg.2	Seg.3	Seg.4	Lap Time	km/h	Local Time
1		16.564	33.331	35.548	2'15.749	242,1	15:38'21.043
2	28.846	15.195	31.364	34.366	1'49.771	259,7	15:40'10.814
3	28.307	15.272	31.730	34.413	1'49.722	256,7	15:42'00.536

22/10/2017 P = Pits In/Out - C = Lap-Time Cancelled

These data/results cannot be reproduced, stored and/or transmitted in whole or in part by any manner of electronic, mechanical, photocopying, recording, broadcasting or otherwise now known or herein after developed without the previous express consent by the copyright owner, except for reproduction in daily press and regular printed publications on sale to the public within 60 days of the event related to those data/results and always provided that copyright symbol appears together as follows below.

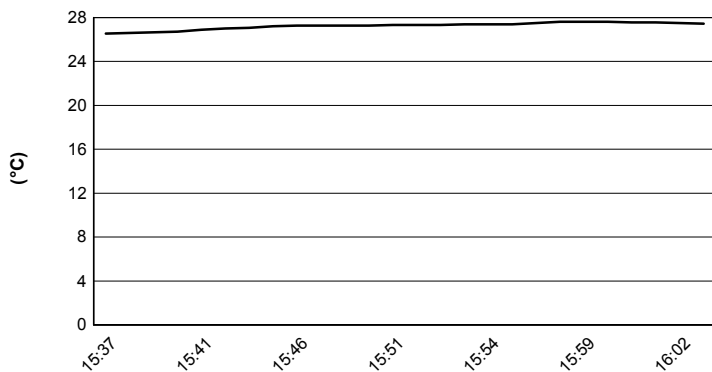
© DORNA WSBK ORGANIZATION Srl 2017



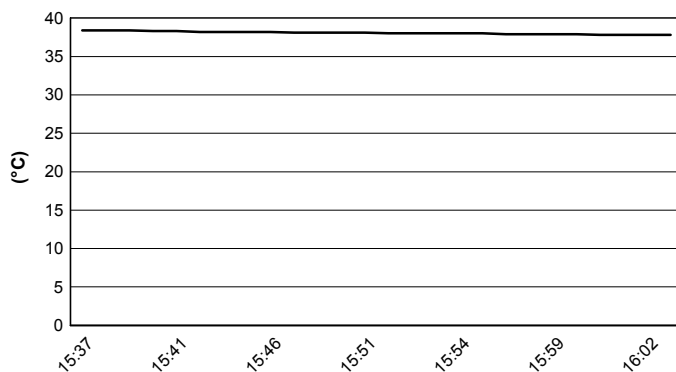
Jerez 4.423 m

Spanish Round, 20-21-22 October 2017
Superstock 1000 - Weather Report Race
Session started 15:36 - Session ended 16:04

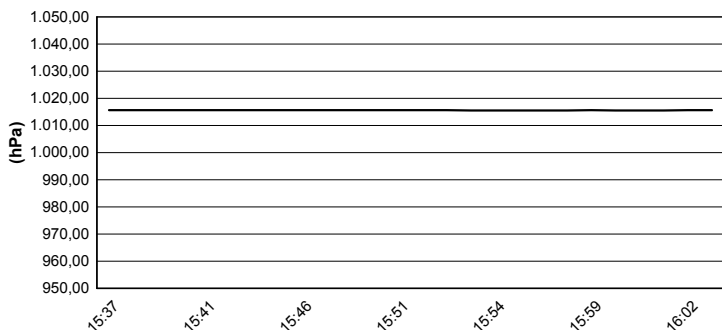
Air Temperature



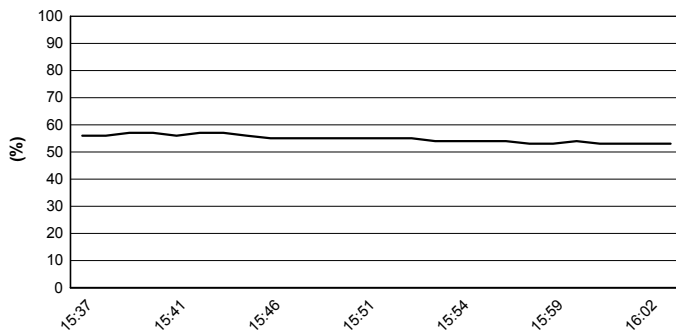
Track Temperature



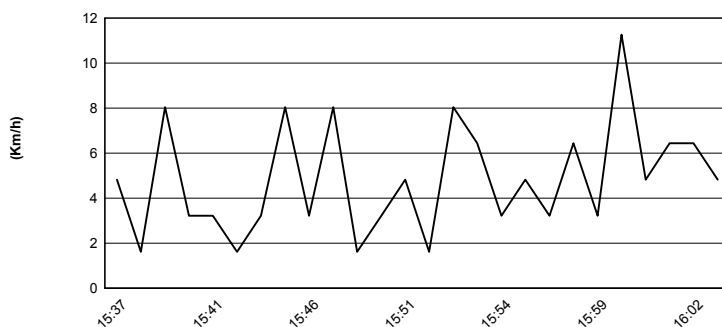
Air Pressure



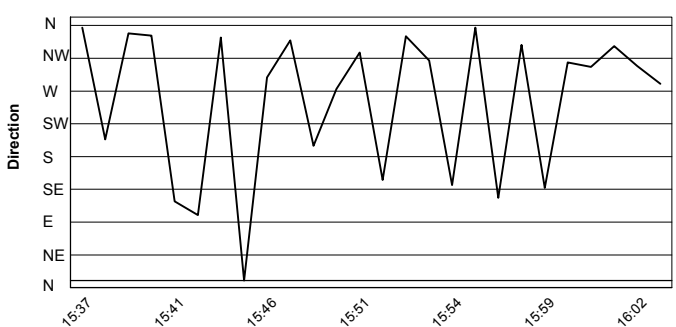
Humidity



Wind Speed



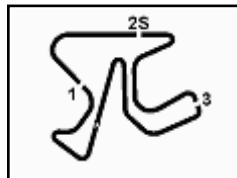
Wind Direction



22/10/2017

These data/results cannot be reproduced, stored and/or transmitted in whole or in part by any manner of electronic, mechanical, photocopying, recording, broadcasting or otherwise now known or herein after developed without the previous express consent by the copyright owner, except for reproduction in daily press and regular printed publications on sale to the public within 60 days of the event related to those data/results and always provided that copyright symbol appears together as follows below.
© DORNA WSBK ORGANIZATION Srl 2017





Spanish Round, 20-21-22 October 2017

Superstock 1000 - Championship Standings

Rider	Points	Points From First	Points From Previous	April 2	April 30	May 14	May 28	June 18	August 20	September 17	October 1	October 22				
				ARAGON	ASSEN	IMOLA	DONINGTON PARK	MISANO	LAUSITZRING	PORTIMAO	MAGNY COURS	JEREZ				
1 RINALDI Michael Ruben (ITA)	138			25 1	20 1	25 1	2	20 1	25 1	7 1	6 1	10 1				
2 RAZGATLIOGLU Toprak (TUR)	130	8		13 4	25 2	16 2	25 1	10 2	2	25 2	3	16 2				
3 MARINO Florian (FRA)	120	18	10	20 2	16 3	4	20 3	11 3	13 3	20 3	20 2	3				
4 TAMBURINI Roberto (ITA)	106	32	14	16 3	7 4	20 3	13 3	4	16 4	10 4	13 4	11 4				
5 GUARNONI Jeremy (FRA)	92	46	14	10 6	11 5	6	8 6	9 7	10 7	11 6	25 5	8 5				
6 JONES Mike (AUS)	86	52	6	7 9	13	9 9	6 10	8 10	20 6	13 5	10 6	13 6				
7 FACCANI Marco (ITA)	70	68	16	11 5	9	13 5	5 6	25 5	4 5	7	5 8	7 7				
8 SCHEIB Maximilian (CHI)	69	69	1		9 11	13	16 9	16 6	9	16 8	7 7	5 8				
9 MYKHALCHYK Illia (UKR)	66	72	3	8 8	10 6	8	10 8	7 8	11	11	11 11	20 9				
10 VITALI Luca (ITA)	64	74	2	9 7	6 7	10	7 10	13 8	9 8	8 9	8 9	4 10				
11 SUCHET Sebastien (SUI)	57	81	7	3 13	8 9	10 6	9 5	10	8 10	9 10	9 10	1 11				
12 SANDI Federico (ITA)	52	86	5		5 15	20	11 12	12	11 12	12	16 12	9 12				
13 REITERBERGER Markus (GER)	25	113	27									25 13				
14 PUFFE Julian (GER)	24	114	1	2 14	2 17	5 13	15	17	7 15	5 13	3 13	14				
15 FRITZ Marvin (GER)	23	115	1	6 10	14	18	20	5 16	6 14	15	4 14	2 15				
16 SCHACHT Alex (DEN)	21	117	2			8 15	1 15	6 13	5 13	14	1 14	16				
17 FERRARI Matteo (ITA)	15	123	6			11 12	14	4 13	16	16	16	17				
18 DE BOER Danny (NED)	13	125	2		13 8	11	13	15	17	17	17	18				
19 D'ANNUNZIO Federico (ITA)	11	127	2			3 23	24	25	1 24	4 19	20	3 19				
20 FINSTERBUSCH Toni (GER)	9	129	2						3 26	6 18	18	20				
21 PUSCEDDU Emanuele (ITA)	9	129	0				2 26	3 22	2 19	21	2 18	20				
22 MARCONI Luca (ITA)	8	130	1	4 12	4 12	15	17	18	18	19	20	22				
23 SANCHIONI Federico (ITA)	7	131	1			7 17	18	19	19	21	22	23				
24 CECCHINI Riccardo (ITA)	7	131	0			4 22	23	24	24	3 21	22	23				
25 CALIA Kevin (ITA)	7	131	0		3 18	23	4 18	19	19	21	22	23				

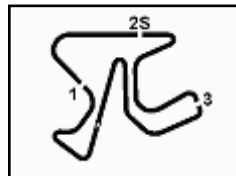
Rider n. 23 F.Sandi has been exluded from Imola Round Classification

22/10/2017 First Line: Championship Standings - Second Line: Ranking Progression

These data/results cannot be reproduced, stored and/or transmitted in whole or in part by any manner of electronic, mechanical, photocopying, recording, broadcasting or otherwise now known or herein after developed without the previous express consent by the copyright owner, except for reproduction in daily press and regular printed publications on sale to the public within 60 days of the event related to those data/results and always provided that copyright symbol appears together as follows below.

© DORNA WSBK ORGANIZATION Srl 2017





Spanish Round, 20-21-22 October 2017

Superstock 1000 - Championship Standings

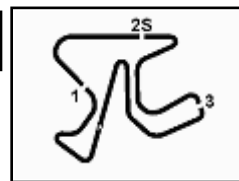
	Points	Points From First	Points From Previous	April 2 ARAGÓN	April 30 ASSEN	May 14 IMOLA	May 28 DONINGTON PARK	June 18 MISANO	August 20 LAUSITZRING	September 17 PORTIMÃO	October 1 MAGNY COURS	October 22 JEREZ						
26 MANTOVANI Andrea (ITA)	6	132	1									6 26						
27 VIONNET Eric (SUI)	6	132	0			6 18	20	21	22	25	25	26						
28 TESSELS Wayne (NED)	6	132	0	5 11	15	20	22	22	23	1 25	25	26						
29 MANFREDI Kevin (ITA)	3	135	3				3 24	25	26	27	27	29						
30 SCOTT Glenn (AUS)	3	135	0			2 25	26	1 25	26	27	27	29						
31 PINSACH Xavier (ESP)	2	136	1							2 29	29	31						
32 MARCHIONNI Fabio (ITA)	2	136	0					2 28	29	29	29	31						
33 LEU Bryan (SUI)	1	137	1			1 26	28	29	30	31	31	33						
34 MOSER Marc (GER)	1	137	0		1 19	26	28	29	30	31	31	33						
35 TUCCI Andrea (ITA)	1	137	0	1 15	19	26	28	29	30	31	31	33						

Rider n. 23 F.Sandi has been exclud from Imola Round Classification

22/10/2017 First Line: Championship Standings - Second Line: Ranking Progression

These data/results cannot be reproduced, stored and/or transmitted in whole or in part by any manner of electronic, mechanical, photocopying, recording, broadcasting or otherwise now known or herein after developed without the previous express consent by the copyright owner, except for reproduction in daily press and regular printed publications on sale to the public within 60 days of the event related to those data/results and always provided that copyright symbol appears together as follows below.

© DORNA WSBK ORGANIZATION Srl 2017



Jerez 4.423 m

Spanish Round, 20-21-22 October 2017

Superstock 1000 - Manufacturers Standings

	Points	Points From First	Points From Previous	April 2 ARAGÓN	April 30 ASSEN	May 14 IMOLA	May 28 DONINGTON PARK	June 18 MISANO	August 20 LAUSITZRING	September 17 PORTIMÃO	October 1 MAGNY COURS	October 22 JEREZ						
1 KAWASAKI	169			13 3	25 2	16 3	25 1	10 2	10 3	25 2	25 1	20 1						
2 DUCATI	157	12		25 1	20 1	25 1	6 2	20 1	25 1	13 1	10 2	13 2						
3 YAMAHA	154	15	3	20 2	16 3	20 2	20 2	11 3	16 2	20 3	20 3	11 3						
4 BMW	134	35	20	11 4	13 4	13 4	11 4	25 4	11 4	9 4	16 4	25 4						
5 APRILIA	89	80	45	9 5	9 5		16 5	16 5	9 5	16 5	8 5	6 5						
6 SUZUKI	7	162	82		3 6	6 6	4 6	6 6	6 6	6 6	6 6	6 6						

22/10/2017

First Line: Championship Standings - Second Line: Ranking Progression

These data/results cannot be reproduced, stored and/or transmitted in whole or in part by any manner of electronic, mechanical, photocopying, recording, broadcasting or otherwise now known or herein after developed without the previous express consent by the copyright owner, except for reproduction in daily press and regular printed publications on sale to the public within 60 days of the event related to those data/results and always provided that copyright symbol appears together as follows below.

© DORNA WSBK ORGANIZATION Srl 2017

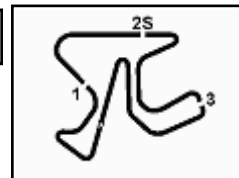
FICR PERUGIA TIMING



Official Tyre Supplier



Official Timekeeper



Jerez 4.423 m

Spanish Round, 20-21-22 October 2017

Superstock 1000 - Pirelli Best Lap Award

Points	Points From First	Points From Previous	April 2	April 30	May 14	May 28	June 18	August 20	September 17	October 1	October 22																			
			ARAGÓN	ASSEN	IMOLA	DONINGTON PARK	MISANO	LAUSITZRING	PORTIMÃO	MAGNY COURS	JEREZ																			
Fastest Laps																														
1 RINALDI Michael Ruben (ITA)	2		1	1																										
2 MARINO Florian (FRA)	2 0					1				1																				
3 RAZGATLIOGLU Toprak (TUR)	1 1 1									1																				
4 JONES Mike (AUS)	1 1 0										1																			
5 FACCANI Marco (ITA)	1 1 0							1																						
6 SCHEIB Maximilian (CHI)	1 1 0				1																									
7 SANDI Federico (ITA)	1 1 0								1																					

22/10/2017

These data/results cannot be reproduced, stored and/or transmitted in whole or in part by any manner of electronic, mechanical, photocopying, recording, broadcasting or otherwise now known or herein after developed without the previous express consent by the copyright owner, except for reproduction in daily press and regular printed publications on sale to the public within 60 days of the event related to those data/results and always provided that copyright symbol appears together as follows below.

© DORNA WSBK ORGANIZATION Srl 2017

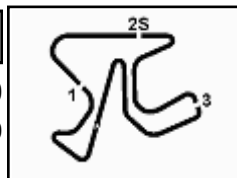
FKR PERUGIA TIMING



Official Tyre Supplier



Official Timekeeper



Spanish Round, 20-21-22 October 2017

Superstock 1000 - Race Winners

	2014	2015	2016	2017
01 Motorland Aragon	Mercado L. (Arg) Duc	Tamburini R. (Ita) Bmw	Mercado L. (Arg) Duc	Rinaldi M. (Ita) Duc
02 TT Circuit Assen	Valk K. (Ned) Kaw	Savadori L. (Ita) Apr	De Rosa R. (Ita) Bmw	Razgatlioglu T. (Tur) Kaw
03 Autodromo Imola	Jezeq O. (Cze) Duc	Savadori L. (Ita) Apr	Mercado L. (Arg) Duc	Rinaldi M. (Ita) Duc
04 Donington Park		Savadori L. (Ita) Apr	De Rosa R. (Ita) Bmw	Razgatlioglu T. (Tur) Kaw
05 Misano World Circuit	Savadori L. (Ita) Kaw	Savadori L. (Ita) Apr	Mahias L. (Fra) Yam	Faccani M. (Ita) Bmw
06 Lausitzring			Mercado L. (Arg) Duc	Rinaldi M. (Ita) Duc
07 Portimão	Savadori L. (Ita) Kaw	Tamburini R. (Ita) Bmw		Razgatlioglu T. (Tur) Kaw
08 Magny-Cours	Lussiana M. (Fra) Kaw	Guarnoni J. (Fra) Yam	Mahias L. (Fra) Yam	Guarnoni J. (Fra) Kaw
09 Jerez	Mercado L. (Arg) Duc	Tamburini R. (Ita) Bmw	Scheib M. (Chi) Bmw	Reiterberger M. (Ger) Bmw

2017

3 T. Razgatlioglu
3 M. Rinaldi
1 M. Faccani
1 J. Guarnoni
1 **M. Reiterberger**

ALL TIMES

11 A. Badovini	4 M. Fabrizio	2 K. Sofuoglu	1 C. Coxhell	1 M. Scheib
10 S. Barrier	4 D. Giugliano	2 M. Baiocco	1 I. Sala	
8 X. Simeon	4 B. Roberts	2 L. Scassa	1 M. Bauer	
8 L. Savadori	4 D. Petrucci	2 N. Canepa	1 M. Laverty	
7 J. Ellison	3 W. Tortoroglio	2 E. La Marra	1 M. Smrz	
7 M. Berger	3 C. Burns	2 R. De Rosa	1 M. Roccoli	
7 C. Corti	3 D. Van Keymeulen	2 L. Mahias	1 O. Jezeq	
6 L. Mercado	3 R. Chiarello	1 V. Scatola	1 M. Lussiana	
5 G. Vizziello	3 B. Staring	1 F. Capriotti	1 M. Aitchison	
5 A. Polita	3 R. Tamburini	1 J. Morley	1 M. Pirro	
5 J. Guarnoni	3 M. Rinaldi	1 G. Mason	1 L. Zanetti	
4 V. Iannuzzo	3 T. Razgatlioglu	1 C. Vermeulen	1 K. Valk	
4 L. Alfonsi	2 D. Jefferies	1 D. Tosolini	1 M. Reiterberger	
4 D. Oliver	2 K. Harris	1 M. Heckles	1 M. Faccani	
4 L. Lanzi		1 L. Mauri		

13/04/2014

These data/results cannot be reproduced, stored and/or transmitted in whole or in part by any manner of electronic, mechanical, photocopying, recording, broadcasting or otherwise now known or herein after developed without the previous express consent by the copyright owner, except for reproduction in daily press and regular printed publications on sale to the public within 60 days of the event related to those data/results and always provided that copyright symbol appears together as follows below.

© DORNA WSBK ORGANIZATION Srl 2017