

Spanish Round, 20-21-22 October 2017

Superstock 1000 - Chronological Analysis Race

Jerez 4.423 m

Start at 15:36'05.294

1 / 5

| 28 M. REITERBERGER (1'42.741) | | | | | | |
|-------------------------------|---------------|---------------|---------------|---------------|-----------------|---------------------------|
| Lap | Seg.1 | Seg.2 | Seg.3 | Seg.4 | Lap Time | km/h Local Time |
| 1 | | 14.497 | 29.423 | 32.637 | 1'48.492 | 260,9 15:37'53.786 |
| 2 | 26.226 | 14.460 | 29.543 | 32.648 | 1'42.877 | 261,5 15:39'36.663 |
| 3 | 26.215 | 14.494 | 29.429 | 32.665 | 1'42.803 | 260,9 15:41'19.466 |
| 4 | 26.248 | 14.901 | 29.640 | 32.698 | 1'43.487 | 261,5 15:43'02.953 |
| 5 | 26.444 | 14.635 | 29.934 | 32.831 | 1'43.844 | 260,9 15:44'46.797 |
| 6 | 26.537 | 14.570 | 29.947 | 32.914 | 1'43.968 | 260,9 15:46'30.765 |
| 7 | 26.479 | 14.575 | 29.980 | 33.012 | 1'44.046 | 262,7 15:48'14.811 |
| 8 | 26.516 | 14.553 | 29.496 | 32.837 | 1'43.402 | 264,6 15:49'58.213 |
| 9 | 26.188 | 14.508 | 29.488 | 32.602 | 1'42.786 | 261,5 15:51'40.999 |
| 10 | 26.157 | 14.489 | 29.459 | 32.636 | 1'42.741 | 265,3 15:53'23.740 |
| 11 | 26.261 | 14.536 | 29.626 | 32.773 | 1'43.196 | 261,5 15:55'06.936 |
| 12 | 26.280 | 14.531 | 29.568 | 32.902 | 1'43.281 | 260,9 15:56'50.217 |
| 13 | 26.438 | 14.643 | 29.827 | 32.781 | 1'43.689 | 260,9 15:58'33.906 |
| 14 | 26.570 | 14.553 | 29.720 | 32.959 | 1'43.802 | 260,9 16:00'17.708 |
| 15 | 26.520 | 14.517 | 29.835 | 33.062 | 1'43.934 | 260,3 16:02'01.642 |

| | | | | | | |
|----|--------|--------|--------|--------|----------|--------------------|
| 9 | 26.486 | 14.595 | 29.731 | 33.345 | 1'44.157 | 265,3 15:51'43.142 |
| 10 | 26.808 | 14.489 | 29.947 | 32.894 | 1'44.138 | 267,8 15:53'27.280 |
| 11 | 26.829 | 14.513 | 30.096 | 32.861 | 1'44.299 | 269,8 15:55'11.579 |
| 12 | 26.535 | 14.599 | 29.893 | 32.804 | 1'43.831 | 264,0 15:56'55.410 |
| 13 | 26.545 | 14.525 | 30.026 | 32.851 | 1'43.947 | 265,9 15:58'39.357 |
| 14 | 26.640 | 14.616 | 30.234 | 32.830 | 1'44.320 | 264,6 16:00'23.677 |
| 15 | 26.951 | 14.569 | 29.970 | 33.174 | 1'44.664 | 266,5 16:02'08.341 |

| 55 I. MYKHALCHYK (1'42.968) | | | | | | |
|-----------------------------|---------------|---------------|---------------|---------------|-----------------|---------------------------|
| Lap | Seg.1 | Seg.2 | Seg.3 | Seg.4 | Lap Time | km/h Local Time |
| 1 | | 14.463 | 29.499 | 32.724 | 1'48.834 | 264,0 15:37'54.128 |
| 2 | 26.090 | 14.718 | 29.963 | 32.738 | 1'43.509 | 265,3 15:39'37.637 |
| 3 | 26.307 | 14.385 | 29.628 | 32.648 | 1'42.968 | 264,6 15:41'20.605 |
| 4 | 26.318 | 14.478 | 29.602 | 32.616 | 1'43.014 | 262,7 15:43'03.619 |
| 5 | 26.371 | 14.519 | 29.891 | 32.901 | 1'43.682 | 264,6 15:44'47.301 |
| 6 | 26.536 | 14.543 | 29.910 | 32.921 | 1'43.910 | 267,2 15:46'31.211 |
| 7 | 26.648 | 14.467 | 29.989 | 32.896 | 1'44.000 | 264,0 15:48'15.211 |
| 8 | 26.629 | 14.541 | 29.890 | 32.946 | 1'44.006 | 267,8 15:49'59.217 |
| 9 | 26.491 | 14.523 | 29.756 | 32.965 | 1'43.735 | 265,3 15:51'42.952 |
| 10 | 26.588 | 14.684 | 29.880 | 33.038 | 1'44.190 | 262,7 15:53'27.142 |
| 11 | 26.606 | 14.739 | 29.606 | 33.093 | 1'44.044 | 260,3 15:55'11.186 |
| 12 | 26.441 | 14.595 | 29.687 | 32.957 | 1'43.680 | 261,5 15:56'54.866 |
| 13 | 26.591 | 14.636 | 29.821 | 32.850 | 1'43.898 | 260,3 15:58'38.764 |
| 14 | 26.493 | 14.584 | 29.766 | 32.977 | 1'43.820 | 260,9 16:00'22.584 |
| 15 | 26.595 | 14.668 | 29.841 | 33.032 | 1'44.136 | 257,3 16:02'06.720 |

| 2 R. TAMBURINI (1'42.941) | | | | | | |
|---------------------------|---------------|---------------|---------------|---------------|-----------------|---------------------------|
| Lap | Seg.1 | Seg.2 | Seg.3 | Seg.4 | Lap Time | km/h Local Time |
| 1 | | 14.699 | 29.991 | 32.629 | 1'51.830 | 274,5 15:37'57.124 |
| 2 | 26.066 | 14.301 | 29.777 | 32.797 | 1'42.941 | 273,8 15:39'40.065 |
| 3 | 26.233 | 14.322 | 30.078 | 32.962 | 1'43.595 | 273,8 15:41'23.660 |
| 4 | 26.556 | 14.533 | 29.882 | 32.755 | 1'43.726 | 274,5 15:43'07.386 |
| 5 | 26.371 | 14.451 | 29.712 | 32.720 | 1'43.254 | 267,8 15:44'50.640 |
| 6 | 26.364 | 14.434 | 29.828 | 32.758 | 1'43.384 | 273,1 15:46'34.024 |
| 7 | 26.478 | 14.581 | 29.726 | 32.872 | 1'43.657 | 270,4 15:48'17.681 |
| 8 | 26.391 | 14.532 | 29.824 | 32.771 | 1'43.518 | 267,2 15:50'01.199 |
| 9 | 26.518 | 14.573 | 29.891 | 32.908 | 1'43.890 | 265,9 15:51'45.089 |
| 10 | 26.562 | 14.563 | 29.973 | 32.829 | 1'43.927 | 267,8 15:53'29.016 |
| 11 | 26.467 | 14.492 | 29.830 | 33.324 | 1'44.113 | 269,1 15:55'13.129 |
| 12 | 26.584 | 14.572 | 29.799 | 32.812 | 1'43.767 | 269,8 15:56'56.896 |
| 13 | 26.689 | 14.666 | 30.291 | 32.950 | 1'44.596 | 272,4 15:58'41.492 |
| 14 | 26.539 | 14.398 | 29.967 | 32.794 | 1'43.698 | 274,5 16:00'25.190 |
| 15 | 26.602 | 14.542 | 29.884 | 33.134 | 1'44.162 | 272,4 16:02'09.352 |

| 54 T. RAZGATLIOGLU (1'42.680) | | | | | | |
|-------------------------------|---------------|---------------|---------------|---------------|-----------------|---------------------------|
| Lap | Seg.1 | Seg.2 | Seg.3 | Seg.4 | Lap Time | km/h Local Time |
| 1 | | 14.487 | 29.587 | 32.585 | 1'49.885 | 268,5 15:37'55.179 |
| 2 | 26.017 | 14.333 | 29.839 | 32.491 | 1'42.680 | 269,8 15:39'37.859 |
| 3 | 26.270 | 14.505 | 29.742 | 32.723 | 1'43.240 | 269,8 15:41'21.099 |
| 4 | 26.301 | 14.505 | 29.907 | 32.577 | 1'43.290 | 268,5 15:43'04.389 |
| 5 | 26.390 | 14.478 | 29.888 | 32.694 | 1'43.450 | 267,8 15:44'47.839 |
| 6 | 26.453 | 14.506 | 29.913 | 32.735 | 1'43.607 | 267,8 15:46'31.446 |
| 7 | 26.678 | 14.562 | 29.936 | 32.833 | 1'44.009 | 267,8 15:48'15.455 |
| 8 | 26.632 | 14.669 | 30.060 | 32.843 | 1'44.204 | 264,6 15:49'59.659 |
| 9 | 26.623 | 14.630 | 29.864 | 32.861 | 1'43.978 | 267,8 15:51'43.637 |
| 10 | 26.581 | 14.557 | 29.966 | 32.999 | 1'44.103 | 270,4 15:53'27.740 |
| 11 | 26.661 | 14.513 | 30.036 | 32.884 | 1'44.094 | 270,4 15:55'11.834 |
| 12 | 26.555 | 14.660 | 30.060 | 32.845 | 1'44.120 | 268,5 15:56'55.954 |
| 13 | 26.601 | 14.554 | 29.909 | 32.892 | 1'43.956 | 267,8 15:58'39.910 |
| 14 | 26.618 | 14.563 | 29.922 | 32.872 | 1'43.975 | 269,1 16:00'23.885 |
| 15 | 26.479 | 14.563 | 30.056 | 32.910 | 1'44.008 | 264,6 16:02'07.893 |

| 12 M. RINALDI (1'43.321) | | | | | | |
|--------------------------|---------------|---------------|---------------|---------------|-----------------|---------------------------|
| Lap | Seg.1 | Seg.2 | Seg.3 | Seg.4 | Lap Time | km/h Local Time |
| 1 | | 14.392 | 29.716 | 32.964 | 1'50.720 | 271,1 15:37'56.014 |
| 2 | 26.255 | 14.504 | 29.556 | 33.049 | 1'43.364 | 267,8 15:39'39.378 |
| 3 | 26.264 | 14.417 | 29.730 | 33.049 | 1'43.460 | 271,1 15:41'22.838 |
| 4 | 26.246 | 14.631 | 29.574 | 32.870 | 1'43.321 | 264,0 15:43'06.159 |
| 5 | 26.188 | 14.538 | 29.694 | 32.902 | 1'43.322 | 264,0 15:44'49.481 |
| 6 | 26.237 | 14.578 | 29.572 | 33.134 | 1'43.521 | 265,9 15:46'33.002 |
| 7 | 26.187 | 14.552 | 29.613 | 33.038 | 1'43.390 | 266,5 15:48'16.392 |
| 8 | 26.483 | 14.619 | 29.688 | 33.004 | 1'43.794 | 265,9 15:50'00.186 |
| 9 | 26.435 | 14.539 | 29.770 | 33.067 | 1'43.811 | 267,8 15:51'43.997 |
| 10 | 26.467 | 14.541 | 29.927 | 33.076 | 1'44.011 | 269,8 15:53'28.008 |
| 11 | 26.626 | 14.611 | 29.999 | 33.949 | 1'45.185 | 268,5 15:55'13.193 |
| 12 | 26.755 | 14.521 | 29.971 | 33.218 | 1'44.465 | 269,1 15:56'57.658 |
| 13 | 26.410 | 14.590 | 30.104 | 33.111 | 1'44.215 | 268,5 15:58'41.873 |
| 14 | 26.807 | 14.673 | 29.869 | 33.176 | 1'44.525 | 268,5 16:00'26.398 |
| 15 | 26.471 | 14.612 | 29.833 | 33.532 | 1'44.448 | 266,5 16:02'10.846 |

| 57 M. JONES (1'42.545) | | | | | | |
|------------------------|---------------|---------------|---------------|---------------|-----------------|---------------------------|
| Lap | Seg.1 | Seg.2 | Seg.3 | Seg.4 | Lap Time | km/h Local Time |
| 1 | | 14.360 | 29.778 | 32.594 | 1'49.210 | 271,1 15:37'54.504 |
| 2 | 26.171 | 14.343 | 29.516 | 32.515 | 1'42.545 | 270,4 15:39'37.049 |
| 3 | 26.326 | 14.405 | 29.725 | 32.515 | 1'42.971 | 266,5 15:41'20.020 |
| 4 | 26.393 | 14.506 | 29.636 | 32.590 | 1'43.125 | 263,4 15:43'03.145 |
| 5 | 26.459 | 14.539 | 30.071 | 32.717 | 1'43.786 | 269,1 15:44'46.931 |
| 6 | 26.592 | 14.561 | 30.013 | 32.855 | 1'44.021 | 269,1 15:46'30.952 |
| 7 | 26.538 | 14.510 | 30.014 | 33.016 | 1'44.078 | 268,5 15:48'15.030 |
| 8 | 26.528 | 14.593 | 29.952 | 32.882 | 1'43.955 | 267,8 15:49'58.985 |

| 23 F. SANDI (1'42.674) | | | | | | |
|------------------------|---------------|---------------|---------------|---------------|-----------------|---------------------------|
| Lap | Seg.1 | Seg.2 | Seg.3 | Seg.4 | Lap Time | km/h Local Time |
| 1 | | 14.493 | 29.635 | 32.513 | 1'48.847 | 267,8 15:37'54.141 |
| 2 | 26.093 | 14.430 | 29.534 | 32.617 | 1'42.674 | 264,6 15:39'36.815 |
| 3 | 26.119 | 14.519 | 29.534 | 32.520 | 1'42.692 | 262,7 15:41'19.507 |
| 4 | 26.248 | 14.715 | 29.499 | 32.780 | 1'43.242 | 258,5 15:43'02.749 |
| 5 | 26.482 | 14.708 | 29.840 | 32.772 | 1'43.802 | 259,7 15:44'46.551 |
| 6 | 26.530 | 14.651 | 29.937 | 32.911 | 1'44.029 | 259,1 15:46'30.580 |
| 7 | 26.518 | 14.686 | 29.904 | 33.000 | 1'44.108 | 259,7 15:48'14.688 |
| 8 | 26.465 | 14.648 | 30.017 | 32.850 | 1'43.980 | 259,1 15:49'58.668 |
| 9 | 26.443 | 14.660 | 29.776 | 33.186 | 1'44.065 | 259,1 15:51'42.733 |
| 10 | 26.577 | 14.613 | 29.990 | 33.200 | 1'44.380 | 262,7 15:53'27.113 |
| 11 | 26.755 | 14.682 | 29.941 | 33.198 | 1'44.576 | 260,3 15:55'11.689 |
| 12 | 26.985 | 14.684 | 30.021 | 33.109 | 1'44.799 | 261,5 15:56'56.488 |
| 13 | 26.798 | 14.643 | 30.430 | 33.276 | 1'45.147 | 263,4 15:58'41.635 |
| 14 | 26.925 | 14.795 | 30.484 | 33.452 | 1'45.656 | 262,1 16:00'27.291 |
| 15 | 27.003 | 14.717 | 30.566 | 33.778 | 1'46.064 | 262,1 16:02'13.355 |

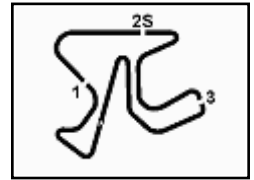
22/10/2017 P = Pits In/Out - C = Lap-Time Cancelled

| 11 J. GUARNONI (1'43.336) | | | | | | |
|---------------------------|-------|-------|-------|-------|----------|-----------------|
| Lap | Seg.1 | Seg.2 | Seg.3 | Seg.4 | Lap Time | km/h Local Time |

These data/results cannot be reproduced, stored and/or transmitted in whole or in part by any manner of electronic, mechanical, photocopying, recording, broadcasting or otherwise now known or herein after developed without the previous express consent by the copyright owner, except for reproduction in daily press and regular printed publications on sale to the public within 60 days of the event related to those data/results and always provided that copyright symbol appears together as follows below.

© DORNA WSBK ORGANIZATION Srl 2017





Spanish Round, 20-21-22 October 2017

Superstock 1000 - Chronological Analysis Race

Jerez 4.423 m

Start at 15:36'05.294

2 / 5

| | | | | | | | | | | | | | | | |
|----|---------------|---------------|---------------|---------------|-----------------|--------------|--------------|----|--------|--------|--------|--------|----------|-------|--------------|
| 1 | | 14.539 | 30.009 | 32.733 | 1'50.631 | 265,9 | 15:37'55.925 | 11 | 26.692 | 14.584 | 30.197 | 33.095 | 1'44.568 | 263,4 | 15:55'19.986 |
| 2 | 26.498 | 14.386 | 29.642 | 32.810 | 1'43.336 | 271,1 | 15:39'39.261 | 12 | 26.675 | 14.634 | 30.173 | 33.207 | 1'44.689 | 264,0 | 15:57'04.675 |
| 3 | 26.253 | 14.493 | 30.025 | 33.113 | 1'43.884 | 265,9 | 15:41'23.145 | 13 | 26.581 | 14.652 | 30.198 | 33.048 | 1'44.479 | 264,0 | 15:58'49.154 |
| 4 | 26.443 | 14.581 | 29.593 | 32.843 | 1'43.460 | 264,6 | 15:43'06.605 | 14 | 26.724 | 14.621 | 30.135 | 33.209 | 1'44.689 | 261,5 | 16:00'33.843 |
| 5 | 26.437 | 14.669 | 29.681 | 32.805 | 1'43.592 | 263,4 | 15:44'50.197 | 15 | 26.864 | 14.608 | 30.168 | 33.212 | 1'44.852 | 264,0 | 16:02'18.695 |
| 6 | 26.483 | 14.674 | 29.646 | 32.746 | 1'43.549 | 262,7 | 15:46'33.746 | | | | | | | | |
| 7 | 26.644 | 14.559 | 29.420 | 32.952 | 1'43.575 | 264,0 | 15:48'17.321 | | | | | | | | |
| 8 | 26.396 | 14.615 | 29.734 | 32.820 | 1'43.565 | 265,3 | 15:50'00.886 | | | | | | | | |
| 9 | 26.425 | 14.681 | 29.626 | 32.901 | 1'43.633 | 260,9 | 15:51'44.519 | | | | | | | | |
| 10 | 26.478 | 14.684 | 29.671 | 32.980 | 1'43.813 | 266,5 | 15:53'28.332 | | | | | | | | |
| 11 | 26.587 | 14.579 | 29.902 | 33.342 | 1'44.410 | 265,3 | 15:55'12.742 | | | | | | | | |
| 12 | 26.692 | 14.651 | 29.657 | 32.987 | 1'43.987 | 259,1 | 15:56'56.729 | | | | | | | | |
| 13 | 26.771 | 14.649 | 29.902 | 33.115 | 1'44.437 | 264,6 | 15:58'41.166 | | | | | | | | |
| 14 | 26.613 | 14.594 | 29.700 | 32.987 | 1'43.894 | 263,4 | 16:00'25.060 | | | | | | | | |
| 15 | 26.607 | 14.622 | 30.186 | 33.251 | 1'44.666 | 261,5 | 16:02'09.726 | | | | | | | | |

70 L. VITALI (1'43.452)

| Lap | Seg.1 | Seg.2 | Seg.3 | Seg.4 | Lap Time | km/h | Local Time | |
|-----|---------------|---------------|---------------|---------------|-----------------|--------------|--------------|--------------|
| 1 | | | 14.692 | 30.289 | 33.053 | 1'52.950 | 268,5 | 15:37'58.244 |
| 2 | 26.417 | | 14.558 | 29.975 | 32.994 | 1'43.944 | 267,2 | 15:39'42.188 |
| 3 | 26.414 | 14.459 | 29.818 | 32.761 | 1'43.452 | 267,8 | 15:41'25.640 | |
| 4 | 26.573 | 14.555 | 29.912 | 32.781 | 1'43.821 | 265,9 | 15:43'09.461 | |
| 5 | 26.699 | 14.585 | 29.962 | 32.964 | 1'44.210 | 266,5 | 15:44'53.671 | |
| 6 | 26.632 | 14.608 | 30.242 | 33.024 | 1'44.506 | 267,8 | 15:46'38.177 | |
| 7 | 26.870 | 14.548 | 30.058 | 33.037 | 1'44.513 | 265,3 | 15:48'22.690 | |
| 8 | 26.678 | 14.614 | 30.241 | 33.033 | 1'44.566 | 264,0 | 15:50'07.256 | |
| 9 | 26.680 | 14.649 | 29.988 | 33.054 | 1'44.371 | 264,6 | 15:51'51.627 | |
| 10 | 26.892 | 14.584 | 30.103 | 33.093 | 1'44.672 | 265,3 | 15:53'36.299 | |
| 11 | 26.727 | 14.585 | 30.183 | 33.050 | 1'44.545 | 265,3 | 15:55'20.844 | |
| 12 | 26.695 | 14.673 | 30.038 | 33.162 | 1'44.568 | 263,4 | 15:57'05.412 | |
| 13 | 26.739 | 14.599 | 30.056 | 32.903 | 1'44.297 | 265,3 | 15:58'49.709 | |
| 14 | 26.692 | 14.596 | 30.029 | 33.014 | 1'44.331 | 265,3 | 16:00'34.040 | |
| 15 | 26.901 | 14.603 | 30.089 | 33.066 | 1'44.659 | 264,6 | 16:02'18.699 | |

41 F. D'ANNUNZIO (1'43.483)

| Lap | Seg.1 | Seg.2 | Seg.3 | Seg.4 | Lap Time | km/h | Local Time | |
|-----|---------------|---------------|---------------|---------------|-----------------|--------------|--------------|--------------|
| 1 | | | 14.994 | 30.723 | 33.340 | 1'53.897 | 264,6 | 15:37'59.191 |
| 2 | 26.916 | 14.489 | 29.906 | 32.670 | 1'43.981 | 266,5 | 15:39'43.172 | |
| 3 | 26.554 | 14.488 | 29.747 | 32.694 | 1'43.483 | 259,7 | 15:41'26.655 | |
| 4 | 26.694 | 14.466 | 29.884 | 32.817 | 1'43.861 | 265,9 | 15:43'10.516 | |
| 5 | 26.547 | 14.426 | 30.004 | 32.683 | 1'43.660 | 264,0 | 15:44'54.176 | |
| 6 | 26.748 | 14.578 | 30.098 | 32.985 | 1'44.409 | 262,1 | 15:46'38.585 | |
| 7 | 27.073 | 14.583 | 30.227 | 33.290 | 1'45.173 | 262,7 | 15:48'23.758 | |
| 8 | 27.030 | 14.718 | 30.040 | 32.913 | 1'44.701 | 264,6 | 15:50'08.459 | |
| 9 | 26.512 | 14.477 | 30.139 | 33.135 | 1'44.263 | 264,0 | 15:51'52.722 | |
| 10 | 26.696 | 14.590 | 30.020 | 32.955 | 1'44.261 | 260,3 | 15:53'36.983 | |
| 11 | 26.782 | 14.576 | 30.186 | 32.837 | 1'44.381 | 261,5 | 15:55'21.364 | |
| 12 | 26.701 | 14.599 | 30.015 | 33.042 | 1'44.357 | 262,7 | 15:57'05.721 | |
| 13 | 26.735 | 14.495 | 30.096 | 32.955 | 1'44.281 | 264,0 | 15:58'50.002 | |
| 14 | 26.728 | 14.530 | 30.239 | 32.853 | 1'44.350 | 262,7 | 16:00'34.352 | |
| 15 | 26.755 | 14.515 | 30.264 | 32.981 | 1'44.515 | 264,6 | 16:02'18.867 | |

7 M. FRITZ (1'43.476)

| Lap | Seg.1 | Seg.2 | Seg.3 | Seg.4 | Lap Time | km/h | Local Time | |
|-----|---------------|---------------|---------------|---------------|-----------------|----------|--------------|--------------|
| 1 | | | 14.817 | 30.282 | 33.291 | 1'52.741 | 267,2 | 15:37'58.035 |
| 2 | 26.381 | 14.574 | 29.694 | 33.110 | 1'43.759 | 266,5 | 15:39'41.794 | |
| 3 | 26.307 | 14.572 | 29.660 | 32.937 | 1'43.476 | 265,9 | 15:41'25.270 | |
| 4 | 26.490 | 14.576 | 29.801 | 33.016 | 1'43.883 | 264,0 | 15:43'09.153 | |
| 5 | 26.566 | 14.670 | 29.878 | 33.154 | 1'44.268 | 265,3 | 15:44'53.421 | |
| 6 | 26.542 | 14.769 | 29.947 | 33.583 | 1'44.841 | 266,5 | 15:46'38.262 | |
| 7 | 27.167 | 14.638 | 30.207 | 33.382 | 1'45.394 | 266,5 | 15:48'23.656 | |
| 8 | 26.706 | 14.704 | 29.930 | 33.249 | 1'44.589 | 264,6 | 15:50'08.245 | |
| 9 | 26.442 | 14.663 | 29.877 | 33.102 | 1'44.084 | 264,6 | 15:51'52.329 | |
| 10 | 27.339 | 14.640 | 30.085 | 33.169 | 1'45.233 | 266,5 | 15:53'37.562 | |
| 11 | 26.526 | 14.690 | 30.051 | 33.073 | 1'44.340 | 266,5 | 15:55'21.902 | |
| 12 | 26.622 | 14.689 | 29.847 | 33.137 | 1'44.295 | 265,9 | 15:57'06.197 | |
| 13 | 26.494 | 14.638 | 30.076 | 33.114 | 1'44.322 | 266,5 | 15:58'50.519 | |
| 14 | 26.581 | 14.617 | 30.060 | 33.158 | 1'44.416 | 266,5 | 16:00'34.935 | |
| 15 | 26.556 | 14.640 | 30.049 | 32.956 | 1'44.201 | 265,3 | 16:02'19.136 | |

3 S. SUCHET (1'43.829)

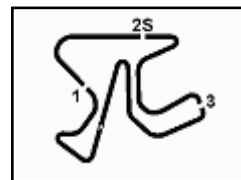
| Lap | Seg.1 | Seg.2 | Seg.3 | Seg.4 | Lap Time | km/h | Local Time | |
|-----|--------|--------|--------|--------|----------|----------|--------------|--------------|
| 1 | | | 15.033 | 31.214 | 33.563 | 1'55.691 | 266,5 | 15:38'00.985 |
| 2 | 26.700 | 14.970 | 31.288 | 33.371 | 1'46.329 | 263,4 | 15:39'47.314 | |

22/10/2017 P = Pits In/Out - C = Lap-Time Cancelled

These data/results cannot be reproduced, stored and/or transmitted in whole or in part by any manner of electronic, mechanical, photocopying, recording, broadcasting or otherwise now known or herein after developed without the previous express consent by the copyright owner, except for reproduction in daily press and regular printed publications on sale to the public within 60 days of the event related to those data/results and always provided that copyright symbol appears together as follows below.

© DORNA WSBK ORGANIZATION Srl 2017





Jerez 4.423 m

Spanish Round, 20-21-22 October 2017

Superstock 1000 - Chronological Analysis Race

Start at 15:36'05.294

3 / 5

| | | | | | | | | | | | | | | | |
|---|--------|---------------|--------|---------------|-----------------|-------|--------------|----|--------|--------|--------|--------|----------|-------|--------------|
| 3 | 26.876 | 14.754 | 30.061 | 33.204 | 1'44.895 | 265,9 | 15:41'32.209 | 13 | 27.100 | 14.711 | 30.543 | 33.224 | 1'45.578 | 260,3 | 15:59'00.231 |
| 4 | 26.607 | 14.561 | 29.980 | 33.061 | 1'44.209 | 264,0 | 15:43'16.418 | 14 | 27.091 | 14.768 | 30.338 | 33.246 | 1'45.443 | 259,7 | 16:00'45.674 |
| 5 | 26.505 | 14.489 | 29.892 | 32.943 | 1'43.829 | 264,6 | 15:45'00.247 | 15 | 27.146 | 14.913 | 30.378 | 33.538 | 1'45.975 | 257,3 | 16:02'31.649 |

34 X. PINSACH (1'44.486)

| Lap | Seg.1 | Seg.2 | Seg.3 | Seg.4 | Lap Time | km/h | Local Time |
|-----|---------------|---------------|---------------|---------------|-----------------|--------------|--------------|
| 1 | | 15.006 | 31.169 | 33.524 | 1'55.319 | 261,5 | 15:38'00.613 |
| 2 | 26.572 | 14.569 | 30.141 | 33.204 | 1'44.486 | 262,7 | 15:39'45.099 |
| 3 | 26.764 | 14.659 | 30.104 | 33.254 | 1'44.781 | 260,9 | 15:41'29.880 |
| 4 | 26.846 | 14.779 | 30.283 | 33.247 | 1'45.155 | 257,9 | 15:43'15.035 |
| 5 | 26.836 | 14.662 | 30.341 | 33.282 | 1'45.121 | 259,7 | 15:45'00.156 |
| 6 | 26.702 | 14.707 | 30.322 | 33.412 | 1'45.143 | 258,5 | 15:46'45.299 |
| 7 | 26.654 | 14.727 | 30.262 | 33.243 | 1'44.886 | 260,3 | 15:48'30.185 |
| 8 | 26.791 | 14.842 | 30.196 | 33.336 | 1'45.165 | 254,9 | 15:50'15.350 |
| 9 | 26.782 | 15.023 | 30.508 | 33.336 | 1'45.649 | 214,5 | 15:52'00.999 |
| 10 | 26.827 | 14.750 | 30.408 | 33.343 | 1'45.328 | 259,1 | 15:53'46.327 |
| 11 | 26.711 | 14.748 | 30.358 | 33.424 | 1'45.241 | 259,7 | 15:55'31.568 |
| 12 | 26.983 | 14.772 | 30.235 | 33.501 | 1'45.491 | 258,5 | 15:57'17.059 |
| 13 | 26.893 | 14.752 | 30.519 | 33.514 | 1'45.678 | 258,5 | 15:59'02.737 |
| 14 | 26.852 | 14.828 | 30.428 | 33.407 | 1'45.515 | 258,5 | 16:00'48.252 |
| 15 | 26.862 | 14.775 | 30.380 | 33.642 | 1'45.659 | 259,1 | 16:02'33.911 |

19 J. PUFFE (1'43.948)

| Lap | Seg.1 | Seg.2 | Seg.3 | Seg.4 | Lap Time | km/h | Local Time |
|-----|---------------|---------------|---------------|---------------|-----------------|--------------|--------------|
| 1 | | 14.648 | 30.470 | 33.381 | 1'53.128 | 269,1 | 15:37'58.422 |
| 2 | 26.586 | 14.417 | 30.075 | 32.870 | 1'43.948 | 268,5 | 15:39'42.370 |
| 3 | 26.464 | 14.477 | 30.039 | 32.971 | 1'43.951 | 269,1 | 15:41'26.321 |
| 4 | 26.831 | 14.521 | 30.518 | 32.900 | 1'44.770 | 268,5 | 15:43'11.091 |
| 5 | 26.663 | 14.463 | 30.184 | 32.871 | 1'44.181 | 267,8 | 15:44'55.272 |
| 6 | 26.697 | 14.577 | 30.080 | 32.895 | 1'44.249 | 268,5 | 15:46'39.521 |
| 7 | 26.743 | 14.611 | 30.210 | 33.209 | 1'44.773 | 268,5 | 15:48'24.294 |
| 8 | 26.995 | 14.628 | 30.302 | 32.894 | 1'44.819 | 267,2 | 15:50'09.113 |
| 9 | 26.767 | 14.547 | 30.297 | 33.038 | 1'44.649 | 267,2 | 15:51'53.762 |
| 10 | 27.013 | 14.610 | 30.263 | 32.991 | 1'44.877 | 266,5 | 15:53'38.639 |
| 11 | 26.787 | 14.580 | 30.297 | 33.132 | 1'44.796 | 267,8 | 15:55'23.435 |
| 12 | 26.842 | 14.596 | 30.289 | 33.244 | 1'44.971 | 266,5 | 15:57'08.406 |
| 13 | 26.750 | 14.578 | 30.649 | 33.320 | 1'45.297 | 267,8 | 15:58'53.703 |
| 14 | 26.881 | 14.571 | 30.361 | 33.171 | 1'44.984 | 266,5 | 16:00'38.687 |
| 15 | 26.986 | 14.652 | 30.333 | 33.131 | 1'45.102 | 264,6 | 16:02'23.789 |

21 F. MARINO (1'43.465)

| Lap | Seg.1 | Seg.2 | Seg.3 | Seg.4 | Lap Time | km/h | Local Time |
|-----|---------------|---------------|---------------|---------------|-----------------|--------------|--------------|
| 1 | | 15.266 | 29.990 | 32.930 | 2'16.697 | 262,1 | 15:38'21.991 |
| 2 | 26.555 | 14.603 | 29.664 | 32.737 | 1'43.559 | 264,0 | 15:40'05.550 |
| 3 | 26.159 | 14.745 | 29.638 | 32.923 | 1'43.465 | 259,1 | 15:41'49.015 |
| 4 | 26.448 | 14.620 | 29.575 | 32.832 | 1'43.475 | 263,4 | 15:43'32.490 |
| 5 | 26.322 | 14.569 | 30.058 | 33.072 | 1'44.021 | 263,4 | 15:45'16.511 |
| 6 | 26.416 | 14.585 | 29.826 | 33.035 | 1'43.862 | 264,0 | 15:47'00.373 |
| 7 | 26.432 | 14.562 | 30.016 | 33.135 | 1'44.145 | 268,5 | 15:48'44.518 |
| 8 | 26.451 | 14.583 | 29.845 | 33.011 | 1'43.890 | 264,0 | 15:50'28.408 |
| 9 | 26.594 | 14.744 | 29.786 | 33.056 | 1'44.180 | 262,1 | 15:52'12.588 |
| 10 | 26.761 | 14.459 | 30.399 | 34.048 | 1'45.667 | 271,8 | 15:53'58.255 |
| 11 | 27.138 | 14.597 | 30.784 | 33.137 | 1'45.656 | 269,8 | 15:55'43.911 |
| 12 | 26.814 | 14.593 | 29.814 | 32.931 | 1'44.152 | 264,0 | 15:57'28.063 |
| 13 | 26.569 | 14.544 | 30.088 | 33.370 | 1'44.571 | 266,5 | 15:59'12.634 |
| 14 | 26.605 | 14.519 | 30.055 | 32.921 | 1'44.100 | 269,1 | 16:00'56.734 |
| 15 | 26.664 | 14.612 | 29.860 | 33.182 | 1'44.318 | 262,7 | 16:02'41.052 |

16 G. RUIU (1'43.938)

| Lap | Seg.1 | Seg.2 | Seg.3 | Seg.4 | Lap Time | km/h | Local Time |
|-----|---------------|---------------|---------------|---------------|-----------------|--------------|--------------|
| 1 | | 14.917 | 30.397 | 33.271 | 1'53.737 | 257,3 | 15:37'59.031 |
| 2 | 26.870 | 14.633 | 30.277 | 33.166 | 1'44.946 | 259,7 | 15:39'43.977 |
| 3 | 26.481 | 14.592 | 29.895 | 32.970 | 1'43.938 | 259,1 | 15:41'27.915 |
| 4 | 26.713 | 14.735 | 29.991 | 33.300 | 1'44.739 | 256,7 | 15:43'12.654 |
| 5 | 26.594 | 14.797 | 30.133 | 33.323 | 1'44.847 | 254,3 | 15:44'57.501 |
| 6 | 26.778 | 14.794 | 30.129 | 33.532 | 1'45.233 | 253,7 | 15:46'42.734 |
| 7 | 26.799 | 14.749 | 29.993 | 33.480 | 1'45.021 | 255,5 | 15:48'27.755 |
| 8 | 26.737 | 14.729 | 30.248 | 33.402 | 1'45.116 | 256,1 | 15:50'12.871 |
| 9 | 26.631 | 14.646 | 30.195 | 33.350 | 1'44.822 | 257,9 | 15:51'57.693 |
| 10 | 26.871 | 14.709 | 30.337 | 33.584 | 1'45.501 | 256,7 | 15:53'43.194 |
| 11 | 26.874 | 14.784 | 30.402 | 33.492 | 1'45.552 | 255,5 | 15:55'28.746 |
| 12 | 26.957 | 14.828 | 30.238 | 33.368 | 1'45.391 | 255,5 | 15:57'14.137 |
| 13 | 26.712 | 14.725 | 30.394 | 33.513 | 1'45.344 | 257,3 | 15:58'59.481 |
| 14 | 26.822 | 14.685 | 30.373 | 33.544 | 1'45.424 | 256,7 | 16:00'44.905 |
| 15 | 26.827 | 14.762 | 30.539 | 33.657 | 1'45.785 | 256,1 | 16:02'30.690 |

59 A. SCHACHT (1'44.675)

| Lap | Seg.1 | Seg.2 | Seg.3 | Seg.4 | Lap Time | km/h | Local Time |
|-----|---------------|---------------|---------------|---------------|-----------------|--------------|--------------|
| 1 | | 14.894 | 30.408 | 33.569 | 2'01.369 | 259,1 | 15:38'06.663 |
| 2 | 26.744 | 14.790 | 30.071 | 33.295 | 1'44.900 | 258,5 | 15:39'51.563 |
| 3 | 26.492 | 14.641 | 30.451 | 33.327 | 1'44.911 | 264,0 | 15:41'36.474 |
| 4 | 26.518 | 14.719 | 30.204 | 33.234 | 1'44.675 | 264,0 | 15:43'21.149 |
| 5 | 27.056 | 14.818 | 30.202 | 33.412 | 1'45.488 | 260,3 | 15:45'06.637 |
| 6 | 26.889 | 14.812 | 30.400 | 33.582 | 1'45.683 | 263,4 | 15:46'52.320 |
| 7 | 26.832 | 15.096 | 29.996 | 33.284 | 1'45.208 | 258,5 | 15:48'37.528 |
| 8 | 26.865 | 14.854 | 30.062 | 34.584 | 1'46.365 | 259,7 | 15:50'23.893 |
| 9 | 26.834 | 15.128 | 30.188 | 33.414 | 1'45.564 | 258,5 | 15:52'09.457 |
| 10 | 26.662 | 14.869 | 30.280 | 33.265 | 1'45.076 | 257,3 | 15:53'54.533 |
| 11 | 26.716 | 14.786 | 30.087 | 33.929 | 1'45.518 | 259,7 | 15:55'40.051 |
| 12 | 27.014 | 14.885 | 30.256 | 33.467 | 1'45.622 | 257,9 | 15:57'25.673 |
| 13 | 26.747 | 14.862 | 30.321 | 33.409 | 1'45.339 | 257,9 | 15:59'11.012 |
| 14 | 26.792 | 14.878 | 30.455 | 33.500 | 1'45.625 | 256,7 | 16:00'56.637 |
| 15 | 27.086 | 14.758 | 30.168 | 33.533 | 1'45.545 | 260,3 | 16:02'42.182 |

91 E. KUPARINEN (1'45.299)

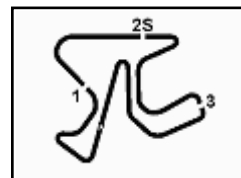
| Lap | Seg.1 | Seg.2 | Seg.3 | Seg.4 | Lap Time | km/h | Local Time |
|-----|--------|---------------|--------|---------------|----------|--------------|--------------|
| 1 | | 15.087 | 31.562 | 33.765 | 1'56.651 | 267,2 | 15:38'01.945 |
| 2 | 27.040 | 14.623 | 30.794 | 33.637 | 1'46.094 | 271,8 | 15:39'48.039 |
| 3 | 26.829 | 14.650 | 30.607 | 33.222 | 1'45.308 | 264,6 | 15:41'33.347 |
| 4 | 27.063 | 14.848 | 30.670 | 33.812 | 1'46.393 | 262,7 | 15:43'19.740 |

22/10/2017 P = Pits In/Out - C = Lap-Time Cancelled

These data/results cannot be reproduced, stored and/or transmitted in whole or in part by any manner of electronic, mechanical, photocopying, recording, broadcasting or otherwise now known or herein after developed without the previous express consent by the copyright owner, except for reproduction in daily press and regular printed publications on sale to the public within 60 days of the event related to those data/results and always provided that copyright symbol appears together as follows below.

© DORNA WSBK ORGANIZATION Srl 2017





Spanish Round, 20-21-22 October 2017

Superstock 1000 - Chronological Analysis Race

Jerez 4.423 m

Start at 15:36'05.294

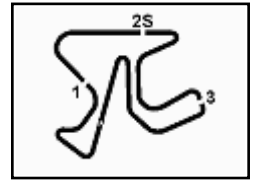
4 / 5

| | | | | | | | | | | | | | | | |
|-------------------------------------|---------------|---------------|---------------|---------------|-----------------|--------------|-------------------|-----------------------------------|---------------|---------------|---------------|---------------|-----------------|--------------|-------------------|
| 5 | 27.090 | 14.713 | 30.713 | 33.325 | 1'45.841 | 265,9 | 15:45'05.581 | 15 | 26.779 | 14.726 | 30.215 | 33.311 | 1'45.031 | 258,5 | 16:02'47.197 |
| 6 | 27.238 | 14.774 | 30.582 | 33.567 | 1'46.161 | 266,5 | 15:46'51.742 | 88 V. KRUGER (1'45.704) | | | | | | | |
| 7 | 26.816 | 14.701 | 30.340 | 33.528 | 1'45.385 | 260,3 | 15:48'37.127 | Lap | Seg.1 | Seg.2 | Seg.3 | Seg.4 | Lap Time | km/h | Local Time |
| 8 | 26.882 | 14.848 | 30.431 | 33.282 | 1'45.443 | 258,5 | 15:50'22.570 | 1 | | 15.134 | 31.352 | 33.684 | 1'55.647 | 263,4 | 15:38'00.941 |
| 9 | 28.464 | 14.918 | 30.397 | 33.423 | 1'47.202 | 255,5 | 15:52'09.772 | 2 | 26.993 | 14.840 | 31.094 | 33.387 | 1'46.314 | 265,3 | 15:39'47.255 |
| 10 | 27.009 | 14.859 | 30.414 | 33.246 | 1'45.528 | 258,5 | 15:53'55.300 | 3 | 26.866 | 14.785 | 30.532 | 33.521 | 1'45.704 | 259,7 | 15:41'32.959 |
| 11 | 26.879 | 14.763 | 30.266 | 33.391 | 1'45.299 | 260,3 | 15:55'40.599 | 4 | 27.129 | 14.888 | 30.756 | 33.805 | 1'46.578 | 262,7 | 15:43'19.537 |
| 12 | 27.079 | 14.847 | 30.325 | 33.385 | 1'45.636 | 256,7 | 15:57'26.235 | 5 | 27.038 | 14.905 | 31.018 | 33.643 | 1'46.604 | 265,3 | 15:45'06.141 |
| 13 | 26.847 | 14.820 | 30.425 | 33.458 | 1'45.550 | 259,1 | 15:59'11.785 | 6 | 27.042 | 14.825 | 30.429 | 33.624 | 1'45.920 | 265,9 | 15:46'52.061 |
| 14 | 27.066 | 14.802 | 30.827 | 33.482 | 1'46.177 | 259,1 | 16:00'57.962 | 7 | 26.970 | 15.414 | 30.691 | 33.538 | 1'46.613 | 257,3 | 15:48'38.674 |
| 15 | 26.788 | 14.777 | 30.317 | 33.690 | 1'45.572 | 259,1 | 16:02'43.534 | 8 | 27.043 | 14.932 | 30.586 | 33.774 | 1'46.335 | 261,5 | 15:50'25.009 |
| 6 E. PUSCEDDU (1'44.504) | | | | | | | | 9 | 27.126 | 14.881 | 30.686 | 33.599 | 1'46.292 | 265,9 | 15:52'11.301 |
| Lap | Seg.1 | Seg.2 | Seg.3 | Seg.4 | Lap Time | km/h | Local Time | 10 | 27.143 | 14.771 | 30.793 | 34.163 | 1'46.870 | 265,3 | 15:53'58.171 |
| 1 | | 15.012 | 30.949 | 33.650 | 1'56.420 | 264,0 | 15:38'01.714 | 11 | 27.204 | 14.926 | 31.064 | 34.636 | 1'47.830 | 267,2 | 15:55'46.001 |
| 2 | 26.736 | 14.582 | 30.733 | 33.191 | 1'45.242 | 265,3 | 15:39'46.956 | 12 | 27.289 | 14.918 | 30.689 | 33.525 | 1'46.421 | 262,1 | 15:57'32.422 |
| 3 | 26.516 | 14.712 | 29.959 | 33.317 | 1'44.504 | 257,3 | 15:41'31.460 | 13 | 27.200 | 14.890 | 30.756 | 33.587 | 1'46.433 | 262,7 | 15:59'18.855 |
| 4 | 26.659 | 14.757 | 30.197 | 33.320 | 1'44.933 | 256,1 | 15:43'16.393 | 14 | 27.343 | 14.900 | 30.579 | 33.836 | 1'46.658 | 260,3 | 16:01'05.513 |
| 5 | 26.879 | 14.736 | 30.183 | 33.425 | 1'45.223 | 256,7 | 15:45'01.616 | 15 | 27.643 | 15.016 | 30.703 | 33.903 | 1'47.265 | 259,1 | 16:02'52.778 |
| 6 | 27.019 | 14.875 | 30.605 | 33.741 | 1'46.240 | 256,1 | 15:46'47.856 | 81 A. BERNARDI (1'45.915) | | | | | | | |
| 7 | 27.010 | 14.985 | 30.638 | 33.654 | 1'46.287 | 252,0 | 15:48'34.143 | Lap | Seg.1 | Seg.2 | Seg.3 | Seg.4 | Lap Time | km/h | Local Time |
| 8 | 26.888 | 14.915 | 30.653 | 33.909 | 1'46.365 | 252,6 | 15:50'20.508 | 1 | | 15.222 | 31.694 | 33.987 | 1'57.045 | 259,1 | 15:38'02.339 |
| 9 | 26.824 | 15.013 | 30.628 | 33.619 | 1'46.084 | 252,6 | 15:52'06.592 | 2 | 27.198 | 14.760 | 30.581 | 33.888 | 1'46.427 | 259,7 | 15:39'48.766 |
| 10 | 27.055 | 14.991 | 30.648 | 33.726 | 1'46.420 | 252,6 | 15:53'53.012 | 3 | 27.071 | 14.716 | 30.552 | 33.782 | 1'46.121 | 259,7 | 15:41'34.887 |
| 11 | 27.059 | 15.028 | 30.681 | 34.368 | 1'47.136 | 252,0 | 15:55'40.148 | 4 | 27.122 | 14.803 | 30.369 | 33.637 | 1'45.931 | 254,9 | 15:43'20.818 |
| 12 | 27.433 | 15.047 | 30.558 | 33.522 | 1'46.560 | 259,7 | 15:57'26.708 | 5 | 27.300 | 15.112 | 30.460 | 33.558 | 1'46.430 | 257,9 | 15:45'07.248 |
| 13 | 27.018 | 14.920 | 30.339 | 33.793 | 1'46.070 | 257,3 | 15:59'12.778 | 6 | 27.189 | 14.770 | 30.611 | 33.644 | 1'46.214 | 256,7 | 15:46'53.462 |
| 14 | 26.931 | 14.844 | 30.438 | 33.703 | 1'45.916 | 252,0 | 16:00'58.694 | 7 | 26.988 | 14.790 | 30.507 | 33.630 | 1'45.915 | 257,9 | 15:48'39.377 |
| 15 | 26.863 | 14.850 | 30.432 | 33.599 | 1'45.744 | 257,3 | 16:02'44.438 | 8 | 27.084 | 14.752 | 30.659 | 33.887 | 1'46.382 | 256,7 | 15:50'25.759 |
| 15 A. MEDINA MAYO (1'43.808) | | | | | | | | 9 | 27.120 | 14.667 | 30.625 | 33.721 | 1'46.133 | 259,7 | 15:52'11.892 |
| Lap | Seg.1 | Seg.2 | Seg.3 | Seg.4 | Lap Time | km/h | Local Time | 10 | 27.125 | 14.739 | 30.787 | 34.139 | 1'46.790 | 259,1 | 15:53'58.682 |
| 1 | | 14.452 | 29.807 | 32.840 | 1'49.790 | 264,6 | 15:37'55.084 | 11 | 27.307 | 14.844 | 30.749 | 34.760 | 1'47.660 | 257,3 | 15:55'46.342 |
| 2 | 26.377 | 14.454 | 30.192 | 32.785 | 1'43.808 | 264,6 | 15:39'38.892 | 12 | 27.413 | 14.816 | 30.706 | 33.777 | 1'46.712 | 261,5 | 15:57'33.054 |
| 3 | 26.325 | 14.654 | 30.024 | 33.411 | 1'44.414 | 258,5 | 15:41'23.306 | 13 | 27.073 | 14.926 | 31.029 | 34.189 | 1'47.217 | 256,7 | 15:59'20.271 |
| 4 | 26.634 | 14.612 | 30.165 | 33.202 | 1'44.613 | 264,6 | 15:43'07.919 | 14 | 27.462 | 14.849 | 30.504 | 33.697 | 1'46.512 | 253,7 | 16:01'06.783 |
| 5 | 26.461 | 14.645 | 30.414 | 33.151 | 1'44.671 | 260,9 | 15:44'52.590 | 15 | 27.215 | 14.772 | 30.503 | 33.676 | 1'46.166 | 255,5 | 16:02'52.949 |
| 6 | 26.796 | 14.586 | 30.154 | 33.659 | 1'45.195 | 261,5 | 15:46'37.785 | 51 E. VIONNET (1'45.491) | | | | | | | |
| 7 | 26.711 | 14.789 | 30.799 | 51.586 | 2'03.885P | 256,7 | 15:48'41.670 | Lap | Seg.1 | Seg.2 | Seg.3 | Seg.4 | Lap Time | km/h | Local Time |
| 8 | 29.628 | 14.625 | 30.131 | 33.348 | 1'47.732P | 259,1 | 15:50'29.402 | 1 | | 14.947 | 31.655 | 33.838 | 1'56.138 | 260,9 | 15:38'01.432 |
| 9 | 26.653 | 14.693 | 30.198 | 33.484 | 1'45.028 | 260,9 | 15:52'14.430 | 2 | 26.720 | 14.712 | 31.227 | 33.521 | 1'46.180 | 266,5 | 15:39'47.612 |
| 10 | 26.688 | 14.781 | 30.234 | 33.337 | 1'45.040 | 257,3 | 15:53'59.470 | 3 | 26.912 | 14.825 | 30.370 | 33.384 | 1'45.491 | 260,9 | 15:41'33.103 |
| 11 | 26.726 | 14.711 | 30.783 | 33.967 | 1'46.187 | 264,0 | 15:55'45.657 | 4 | 27.112 | 14.793 | 30.278 | 33.582 | 1'45.765 | 261,5 | 15:43'18.868 |
| 12 | 26.763 | 14.707 | 30.229 | 33.441 | 1'45.140 | 257,9 | 15:57'30.797 | 5 | 26.936 | 14.916 | 30.771 | 33.693 | 1'46.316 | 257,9 | 15:45'05.184 |
| 13 | 26.702 | 14.941 | 30.372 | 33.434 | 1'45.449 | 251,4 | 15:59'16.246 | 6 | 26.984 | 14.838 | 30.298 | 33.915 | 1'46.035 | 258,5 | 15:46'51.219 |
| 14 | 26.694 | 14.835 | 30.261 | 33.702 | 1'45.492 | 258,5 | 16:01'01.738 | 7 | 26.933 | 14.889 | 30.330 | 34.021 | 1'46.173 | 254,3 | 15:48'37.392 |
| 15 | 26.731 | 14.740 | 30.260 | 33.473 | 1'45.204 | 257,3 | 16:02'46.942 | 8 | 27.199 | 14.879 | 30.532 | 33.605 | 1'46.215 | 260,9 | 15:50'23.607 |
| 32 M. MOSER (1'45.031) | | | | | | | | 9 | 26.952 | 14.912 | 30.678 | 33.919 | 1'46.461 | 256,7 | 15:52'10.068 |
| Lap | Seg.1 | Seg.2 | Seg.3 | Seg.4 | Lap Time | km/h | Local Time | 10 | 27.170 | 14.992 | 31.126 | 34.315 | 1'47.603 | 254,9 | 15:53'57.671 |
| 1 | | 15.157 | 31.455 | 34.034 | 1'56.651 | 260,9 | 15:38'01.945 | 11 | 27.254 | 14.897 | 31.218 | 35.104 | 1'48.473 | 259,7 | 15:55'46.144 |
| 2 | 27.164 | 14.792 | 30.643 | 33.930 | 1'46.529 | 261,5 | 15:39'48.474 | 12 | 27.449 | 14.830 | 30.637 | 33.656 | 1'46.572 | 260,9 | 15:57'32.716 |
| 3 | 26.836 | 14.710 | 30.848 | 33.302 | 1'45.696 | 262,7 | 15:41'34.170 | 13 | 27.095 | 15.057 | 31.004 | 34.458 | 1'47.614 | 259,7 | 15:59'20.330 |
| 4 | 26.776 | 14.755 | 30.684 | 33.616 | 1'45.831 | 260,3 | 15:43'20.001 | 14 | 27.499 | 14.998 | 30.862 | 34.171 | 1'47.530 | 259,7 | 16:01'07.860 |
| 5 | 26.946 | 14.857 | 30.931 | 33.722 | 1'46.456 | 260,9 | 15:45'06.457 | 15 | 27.554 | 15.085 | 30.989 | 34.614 | 1'48.242 | 256,7 | 16:02'56.102 |
| 6 | 27.222 | 14.784 | 30.496 | 33.690 | 1'46.192 | 260,9 | 15:46'52.649 | 46 M. CUDEVILLE (1'46.324) | | | | | | | |
| 7 | 26.675 | 15.187 | 30.888 | 33.490 | 1'46.240 | 252,6 | 15:48'38.889 | Lap | Seg.1 | Seg.2 | Seg.3 | Seg.4 | Lap Time | km/h | Local Time |
| 8 | 27.227 | 14.885 | 30.623 | 33.810 | 1'46.545 | 259,1 | 15:50'25.434 | 1 | | 15.208 | 31.763 | 34.253 | 1'57.729 | 257,3 | 15:38'03.023 |
| 9 | 26.922 | 14.919 | 30.674 | 33.730 | 1'46.245 | 260,3 | 15:52'11.679 | 2 | 27.254 | 14.889 | 30.714 | 33.979 | 1'46.836 | 259,7 | 15:39'49.859 |
| 10 | 26.858 | 14.958 | 30.447 | 34.000 | 1'46.263 | 259,1 | 15:53'57.942 | 3 | 27.189 | 14.816 | 30.856 | 34.062 | 1'46.923 | 258,5 | 15:41'36.782 |
| 11 | 27.090 | 14.935 | 31.297 | 34.667 | 1'47.989 | 264,6 | 15:55'45.931 | 4 | 27.274 | 14.879 | 30.577 | 33.594 | 1'46.324 | 259,1 | 15:43'23.106 |
| 12 | 26.871 | 14.735 | 30.285 | 33.264 | 1'45.155 | 259,1 | 15:57'31.086 | 5 | 28.000 | 14.978 | 31.013 | 33.920 | 1'47.911 | 256,1 | 15:45'11.017 |
| 13 | 26.908 | 14.820 | 30.383 | 33.420 | 1'45.531 | 258,5 | 15:59'16.617 | 6 | 27.281 | 14.975 | 30.790 | 33.900 | 1'46.946 | 256,1 | 15:46'57.963 |
| 14 | 26.920 | 14.761 | 30.382 | 33.486 | 1'45.549 | 256,7 | 16:01'02.166 | | | | | | | | |

22/10/2017 P = Pits In/Out - C = Lap-Time Cancelled

These data/results cannot be reproduced, stored and/or transmitted in whole or in part by any manner of electronic, mechanical, photocopying, recording, broadcasting or otherwise now known or herein after developed without the previous express consent by the copyright owner, except for reproduction in daily press and regular printed publications on sale to the public within 60 days of the event related to those data/results and always provided that copyright symbol appears together as follows below.

© DORNA WSBK ORGANIZATION Srl 2017



Spanish Round, 20-21-22 October 2017

Superstock 1000 - Chronological Analysis Race

Start at 15:36'05.294

| | | | | | | | | | | | | | | | |
|----|--------|--------|--------|--------|----------|-------|--------------|---|---------------|--------|---------------|--------|-----------------|-------|--------------|
| 7 | 27.308 | 14.962 | 31.313 | 33.776 | 1'47.359 | 253,2 | 15:48'45.322 | 4 | 28.182 | 15.230 | 31.269 | 34.883 | 1'49.564 | 258,5 | 15:43'50.100 |
| 8 | 27.395 | 14.935 | 30.967 | 33.961 | 1'47.258 | 255,5 | 15:50'32.580 | | | | | | | | |
| 9 | 27.329 | 14.982 | 31.264 | 34.001 | 1'47.576 | 254,9 | 15:52'20.156 | | | | | | | | |
| 10 | 27.415 | 15.159 | 31.155 | 33.890 | 1'47.619 | 250,3 | 15:54'07.775 | | | | | | | | |
| 11 | 27.425 | 15.016 | 30.965 | 34.142 | 1'47.548 | 253,2 | 15:55'55.323 | | | | | | | | |
| 12 | 27.489 | 14.994 | 30.876 | 33.867 | 1'47.226 | 253,2 | 15:57'42.549 | | | | | | | | |
| 13 | 27.275 | 15.111 | 30.960 | 34.017 | 1'47.363 | 254,3 | 15:59'29.912 | | | | | | | | |
| 14 | 27.485 | 14.920 | 30.866 | 33.839 | 1'47.110 | 253,7 | 16:01'17.022 | | | | | | | | |
| 15 | 27.461 | 14.936 | 31.002 | 34.095 | 1'47.494 | 253,7 | 16:03'04.516 | | | | | | | | |

61 A. TERZIANI (1'45.960)

| Lap | Seg.1 | Seg.2 | Seg.3 | Seg.4 | Lap Time | km/h | Local Time |
|-----|---------------|---------------|---------------|---------------|-----------------|--------------|--------------|
| 1 | | 15.330 | 31.209 | 34.259 | 1'57.434 | 263,4 | 15:38'02.728 |
| 2 | 27.166 | 14.750 | 30.578 | 34.127 | 1'46.621 | 266,5 | 15:39'49.349 |
| 3 | 27.236 | 14.698 | 30.279 | 34.092 | 1'46.305 | 262,1 | 15:41'35.654 |
| 4 | 27.042 | 14.768 | 30.969 | 33.620 | 1'46.399 | 259,1 | 15:43'22.053 |
| 5 | 27.130 | 14.759 | 30.564 | 33.818 | 1'46.271 | 262,7 | 15:45'08.324 |
| 6 | 27.526 | 14.812 | 30.628 | 34.030 | 1'46.996 | 259,7 | 15:46'55.320 |
| 7 | 27.084 | 14.798 | 30.419 | 33.982 | 1'46.283 | 260,9 | 15:48'41.603 |
| 8 | 27.089 | 14.827 | 30.716 | 33.832 | 1'46.464 | 258,5 | 15:50'28.067 |
| 9 | 27.451 | 14.925 | 30.836 | 33.735 | 1'46.947 | 256,7 | 15:52'15.014 |
| 10 | 27.375 | 14.986 | 30.614 | 33.986 | 1'46.961 | 257,3 | 15:54'01.975 |
| 11 | 27.082 | 14.883 | 30.585 | 33.878 | 1'46.428 | 257,9 | 15:55'48.403 |
| 12 | 26.997 | 14.813 | 30.271 | 33.879 | 1'45.960 | 258,5 | 15:57'34.363 |
| 13 | 41.554 | 15.407 | 31.147 | 33.850 | 2'01.958 | 256,1 | 15:59'36.321 |
| 14 | 27.147 | 14.849 | 30.562 | 33.622 | 1'46.180 | 256,1 | 16:01'22.501 |
| 15 | 27.204 | 14.780 | 30.797 | 34.448 | 1'47.229 | 257,9 | 16:03'09.730 |

17 L. DE ULACIA (1'46.870)

| Lap | Seg.1 | Seg.2 | Seg.3 | Seg.4 | Lap Time | km/h | Local Time |
|-----|---------------|---------------|---------------|---------------|-----------------|--------------|--------------|
| 1 | | 15.395 | 31.460 | 34.360 | 1'58.090 | 257,9 | 15:38'03.384 |
| 2 | 27.284 | 14.742 | 30.654 | 34.190 | 1'46.870 | 260,3 | 15:39'50.254 |
| 3 | 27.210 | 14.778 | 31.047 | 34.093 | 1'47.128 | 257,3 | 15:41'37.382 |
| 4 | 27.277 | 14.889 | 30.768 | 33.974 | 1'46.908 | 255,5 | 15:43'24.290 |
| 5 | 27.413 | 15.046 | 30.831 | 34.274 | 1'47.564 | 253,2 | 15:45'11.854 |
| 6 | 27.370 | 14.947 | 30.828 | 34.057 | 1'47.202 | 252,0 | 15:46'59.056 |
| 7 | 27.325 | 14.961 | 30.875 | 34.007 | 1'47.168 | 253,2 | 15:48'46.224 |
| 8 | 27.341 | 14.990 | 31.035 | 34.114 | 1'47.480 | 252,0 | 15:50'33.704 |
| 9 | 27.354 | 14.996 | 30.800 | 34.268 | 1'47.418 | 252,6 | 15:52'21.122 |
| 10 | 27.525 | 15.174 | 31.288 | 34.208 | 1'48.195 | 249,7 | 15:54'09.317 |
| 11 | 27.465 | 14.996 | 31.011 | 34.260 | 1'47.732 | 252,0 | 15:55'57.049 |
| 12 | 27.470 | 15.055 | 31.127 | 34.386 | 1'48.038 | 250,3 | 15:57'45.087 |
| 13 | 27.654 | 14.997 | 31.121 | 34.430 | 1'48.202 | 250,9 | 15:59'33.289 |
| 14 | 27.507 | 15.004 | 30.938 | 34.420 | 1'47.869 | 250,3 | 16:01'21.158 |
| 15 | 27.536 | 15.079 | 31.289 | 34.804 | 1'48.708 | 249,7 | 16:03'09.866 |

90 T. FINSTERBUSCH (1'45.684)

| Lap | Seg.1 | Seg.2 | Seg.3 | Seg.4 | Lap Time | km/h | Local Time |
|-----|---------------|---------------|---------------|---------------|-----------------|--------------|--------------|
| 1 | | 15.069 | 31.353 | 33.842 | 1'56.091 | 265,9 | 15:38'01.385 |
| 2 | 27.271 | 14.629 | 30.983 | 33.824 | 1'46.707 | 262,7 | 15:39'48.092 |
| 3 | 27.087 | 14.541 | 30.925 | 33.131 | 1'45.684 | 269,1 | 15:41'33.776 |
| 4 | 26.889 | 14.648 | 30.796 | 33.612 | 1'45.945 | 268,5 | 15:43'19.721 |
| 5 | 26.917 | 14.768 | 30.706 | 33.309 | 1'45.700 | 260,9 | 15:45'05.421 |
| 6 | 26.890 | 14.788 | 30.461 | 35.625 | 1'47.764 | 265,3 | 15:46'53.185 |
| 7 | 27.074 | 14.659 | 30.647 | 33.454 | 1'45.834 | 262,1 | 15:48'39.019 |
| 8 | 27.026 | 14.691 | 30.712 | 33.634 | 1'46.063 | 264,6 | 15:50'25.082 |
| 9 | 27.167 | 14.659 | 30.594 | 33.614 | 1'46.034 | 259,1 | 15:52'11.116 |
| 10 | 27.038 | 14.724 | 30.767 | 33.949 | 1'46.478 | 262,7 | 15:53'57.594 |

36 F. ALT (1'49.564)

| Lap | Seg.1 | Seg.2 | Seg.3 | Seg.4 | Lap Time | km/h | Local Time |
|-----|--------|---------------|--------|---------------|----------|--------------|--------------|
| 1 | | 16.564 | 33.331 | 35.548 | 2'15.749 | 242,1 | 15:38'21.043 |
| 2 | 28.846 | 15.195 | 31.364 | 34.366 | 1'49.771 | 259,7 | 15:40'10.814 |
| 3 | 28.307 | 15.272 | 31.730 | 34.413 | 1'49.722 | 256,7 | 15:42'00.536 |

22/10/2017 P = Pits In/Out - C = Lap-Time Cancelled

These data/results cannot be reproduced, stored and/or transmitted in whole or in part by any manner of electronic, mechanical, photocopying, recording, broadcasting or otherwise now known or herein after developed without the previous express consent by the copyright owner, except for reproduction in daily press and regular printed publications on sale to the public within 60 days of the event related to those data/results and always provided that copyright symbol appears together as follows below.

© DORNA WSBK ORGANIZATION Srl 2017

