

Spanish Round, 20-21-22 October 2017

Superstock 1000 - Biographical Entry List

Jerez 4.423 m

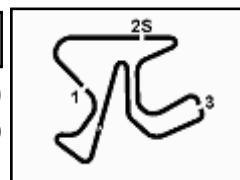
No.	Rider (Abbreviation)			Nat	Bike Team	Wins 2017	Podiums 2017	Pole 2017	Races 2017	Tyres
	Age	Date of Birth	Place of Birth							
1	2	TAMBURINI Roberto (Tam)	ITA	Yamaha YZF R1 PATA Yamaha Official STK 1000 Team	3	9	6	24	Pirelli	
		26 15/01/1991 Rimini					1	8		
2	3	SUCHET Sebastien (Suc)	SUI	BMW S 1000 RR Berclaz Racing Team		3		40	Pirelli	
		26 12/11/1990 Sensales						8		
3	5	FACCANI Marco (Fac)	ITA	BMW S 1000 RR Althea BMW Racing Team	1	2	1	17	Pirelli	
		23 30/07/1994 Ravenna			1	1		9		
4	6	PUSCEDDU Emanuele (Pus)	ITA	BMW S 1000 RR D.K.Racing				14	Pirelli	
		21 17/05/1996 Rome						9		
5	7	FRITZ Marvin (Fri)	GER	Yamaha YZF R1 Bayer-Bikerbox Yamaichi				6	Pirelli	
		24 20/04/1993 Mosbach						6		
6*	9	MANTOVANI Andrea (Mat)	ITA	Aprilia RSV4 RF Nuova M2 Racing				9	Pirelli	
		23 30/09/1994 Ferrara						1		
7	11	GUARNONI Jeremy (Gua)	FRA	Kawasaki ZX-10RR Pedercini Racing Kawasaki	5	13	3	55	Pirelli	
		24 28/02/1993 Toulouse			1	1		9		
8	12	RINALDI Michael Ruben (Rin)	ITA	Ducati Panigale R Aruba.it Racing - Junior Team	3	7	4	17	Pirelli	
		21 21/12/1995 Rimini			3	5	4	9		
9*	15	MEDINA MAYO Alejandro (Med)	ESP	Yamaha YZF R1 Cardoso School Racing				1	Pirelli	
		20 02/01/1997 Malaga						1		
10	16	RUIU Gabriele (Rui)	ITA	Yamaha YZF R1 Team Trasimeno				3	Pirelli	
		17 16/04/2000 Ruiu						3		
11*	17	DE ULACIA Lucas (DeU)	ESP	Kawasaki ZX-10RR Kawasaki Palmeto PL Racing				2	Pirelli	
		22 04/04/1995 Barcelona						1		
12	18	CECCHINI Riccardo (Cec)	ITA	BMW S 1000 RR 2R Road Racing				19	Pirelli	
		23 02/11/1993 Urbino						8		
13	19	PUFFE Julian (Puf)	GER	BMW S 1000 RR Althea MF84				17	Pirelli	
		21 01/12/1995 Schleiz						9		
14	21	MARINO Florian (Mar)	FRA	Yamaha YZF R1 PATA Yamaha Official STK 1000 Team		5	3	14	Pirelli	
		24 03/06/1993 Cannes				5	2	9		
15	23	SANDI Federico (San)	ITA	BMW S 1000 RR Berclaz Racing Team		1	1	28	Pirelli	
		28 12/08/1989 Voghera				1	1	9		
16*	28	REITERBERGER Markus (Rei)	GER	BMW S 1000 RR Van Zon Remeha BMW	1	2	1	22	Pirelli	
		23 09/03/1994 Trostberg			1	1	1	1		
17	32	MOSER Marc (Mos)	GER	Kawasaki ZX-10RR TripleM Racing				39	Pirelli	
		24 25/08/1993 Frankfurt Main						9		
18	34	PINSACH Xavier (Pin)	ESP	Kawasaki ZX-10RR ETG Racing				7	Pirelli	
		21 29/05/1996 Porqueres - Girona						7		
19*	36	ALT Florian (Alt)	GER	Yamaha YZF R1 Team Yamaha MGM				1	Pirelli	
		21 30/04/1996 Gummersbach						1		
20	41	D'ANNUNZIO Federico (DAn)	ITA	BMW S 1000 RR FDA Racing Team				26	Pirelli	
		25 04/03/1992 Pescara						8		
21	46	CUDEVILLE Maxime (Cud)	FRA	Kawasaki ZX-10RR Leader Team Flembbo				9	Pirelli	
		26 08/06/1991 Colombes						9		
22	51	VIONNET Eric (Vio)	SUI	BMW S 1000 RR Motors Vionnet				20	Pirelli	
		23 24/06/1994 Lausanne						5		
23	54	RAZGATLIOGLU Toprak (Raz)	TUR	Kawasaki ZX-10RR Kawasaki Puccetti Racing	3	7		14	Pirelli	
		21 16/10/1996 Sakarya			3	5		8		
24	55	MYKHALCHYK Illia (Myk)	UKR	Kawasaki ZX-10RR TripleM Racing		1		9	Pirelli	
		21 17/08/1996 Kyiv				1		9		
25	57	JONES Mike (Jon)	AUS	Ducati Panigale R Aruba.it Racing - Junior Team		1		9	Pirelli	
		23 25/02/1994 Brisbane				1		9		
26	59	SCHACHT Alex (Sct)	DEN	Ducati Panigale R EAB Schacht Racing Team				14	Pirelli	
		24 24/09/1993 Copenhagen						9		
27	61	TERZIANI Alessio (Ter)	ITA	Yamaha YZF R1 Tucci Racing Team				1	Pirelli	
		20 10/06/1997 Milano						1		
28	68	SCOTT Glenn (Sco)	AUS	Kawasaki ZX-10RR Agro On-Benjan-Kawasaki				8	Pirelli	
		26 19/09/1991 Sydney						8		
29	70	VITALI Luca (Vit)	ITA	Aprilia RSV4 RF Nuova M2 Racing				16	Pirelli	
		25 30/03/1992 Rimini						9		
30	71	SCHEIB Maximilian (Sch)	CHI	Aprilia RSV4 RF Nuova M2 Racing	1	4		11	Pirelli	
		22 24/07/1995 Santiago del Chile				3		9		
31	77	TESSELS Wayne (Tes)	NED	Kawasaki ZX-10RR Agro On-Benjan-Kawasaki				23	Pirelli	
		23 21/04/1994 Nieuweigen						7		
32	81	BERNARDI Alex (Ber)	ITA	Yamaha YZF R1 TheBlackSheepTeam				9	Pirelli	
		20 02/12/1996 Cattolica						8		
33	88	KRUGER Vicente (Kru)	CHI	BMW S 1000 RR 2R Road Racing				1	Pirelli	
		18 24/11/1998 Santiago						1		
34	90	FINSTERBUSCH Toni (Fin)	GER	Kawasaki ZX-10RR Agro On-Benjan-Kawasaki				14	Pirelli	
		24 14/06/1993 Leipzig						8		
35*	91	KUPARINEN Eeki (Kup)	FIN	Kawasaki ZX-10RR Motomarket Racing				9	Pirelli	
		26 19/03/1991 Turku						1		
36*	94	URAMOTO Naomichi (Ura)	JPN	Suzuki GSX-R1000 JEG . Kagayama					Pirelli	
		23 24/07/1994 Tokyo								

20/10/2017 * = Wild Card

These data/results cannot be reproduced, stored and/or transmitted in whole or in part by any manner of electronic, mechanical, photocopying, recording, broadcasting or otherwise now known or herein after developed without the previous express consent by the copyright owner, except for reproduction in daily press and regular printed publications on sale to the public within 60 days of the event related to those data/results and always provided that copyright symbol appears together as follows below.

© DORNA WSBK ORGANIZATION Srl 2017





Spanish Round, 20-21-22 October 2017

Superstock 1000 - Results Free Practice 1st Session

Jerez 4.423 m

1 / 2

No.	Rider	Nat	Team	Bike	Time	Gap	Rel.	Laps	Speed	
									Avg	Max
1	2 R. TAMBURINI	ITA	PATA Yamaha Official STK 1000 Team	Yamaha YZF R1	1'44.012			7	153,086	265,3
2	23 F. SANDI	ITA	Berclaz Racing Team	BMW S 1000 RR	1'44.119	0.107	0.107	8	152,929	264,0
3	21 F. MARINO	FRA	PATA Yamaha Official STK 1000 Team	Yamaha YZF R1	1'44.197	0.185	0.078	9	152,814	264,6
4	12 M. RINALDI	ITA	Aruba.it Racing - Junior Team	Ducati Panigale R	1'44.312	0.300	0.115	15	152,646	264,6
5	11 J. GUARNONI	FRA	Pedercini Racing Kawasaki	Kawasaki ZX-10RR	1'44.334	0.322	0.022	8	152,614	266,5
6	41 F. D'ANNUNZIO	ITA	FDA Racing Team	BMW S 1000 RR	1'44.451	0.439	0.117	11	152,443	265,3
7	3 S. SUCHET	SUI	Berclaz Racing Team	BMW S 1000 RR	1'44.460	0.448	0.009	9	152,430	264,6
8	5 M. FACCANI	ITA	Althea BMW Racing Team	BMW S 1000 RR	1'44.489	0.477	0.029	12	152,387	265,9
9	71 M. SCHEIB	CHI	Nuova M2 Racing	Aprilia RSV4 RF	1'44.613	0.601	0.124	9	152,207	262,7
10	9 A. MANTOVANI	ITA	Nuova M2 Racing	Aprilia RSV4 RF	1'44.653	0.641	0.040	15	152,149	264,0
11	57 M. JONES	AUS	Aruba.it Racing - Junior Team	Ducati Panigale R	1'44.822	0.810	0.169	15	151,903	263,4
12	55 I. MYKHALCHYK	UKR	TripleM Racing	Kawasaki ZX-10RR	1'45.181	1.169	0.359	10	151,385	266,5
13	54 T. RAZGATLIOGLU	TUR	Kawasaki Puccetti Racing	Kawasaki ZX-10RR	1'45.253	1.241	0.072	13	151,281	270,4
14	36 F. ALT	GER	Team Yamaha MGM	Yamaha YZF R1	1'45.280	1.268	0.027	14	151,242	267,2
15	70 L. VITALI	ITA	Nuova M2 Racing	Aprilia RSV4 RF	1'45.289	1.277	0.009	12	151,229	265,3
16	28 M. REITERBERGER	GER	Van Zon Remeha BMW	BMW S 1000 RR	1'45.383	1.371	0.094	12	151,095	265,9
17	34 X. PINSACH	ESP	ETG Racing	Kawasaki ZX-10RR	1'45.707	1.695	0.324	16	150,631	265,3
18	19 J. PUFFE	GER	Althea MF84	BMW S 1000 RR	1'45.750	1.738	0.043	13	150,570	267,2
19	7 M. FRITZ	GER	Bayer-Bikerbox Yamaichi	Yamaha YZF R1	1'45.883	1.871	0.133	7	150,381	264,0
20	59 A. SCHACHT	DEN	EAB Schacht Racing Team	Ducati Panigale R	1'45.928	1.916	0.045	14	150,317	259,7
21	18 R. CECCHINI	ITA	2R Road Racing	BMW S 1000 RR	1'46.004	1.992	0.076	4	150,209	259,7
22	77 W. TESSELS	NED	Agro On-Benjan-Kawasaki	Kawasaki ZX-10RR	1'46.425	2.413	0.421	14	149,615	262,7
23	16 G. RUIJ	ITA	Team Trasimeno	Yamaha YZF R1	1'46.547	2.535	0.122	15	149,444	259,7
24	6 E. PUSCEDDU	ITA	D.K.Racing	BMW S 1000 RR	1'46.764	2.752	0.217	13	149,140	260,9
25	51 E. VIONNET	SUI	Motors Vionnet	BMW S 1000 RR	1'46.919	2.907	0.155	14	148,924	260,9
26	32 M. MOSER	GER	TripleM Racing	Kawasaki ZX-10RR	1'46.965	2.953	0.046	11	148,860	257,9
27	90 T. FINSTERBUSCH	GER	Agro On-Benjan-Kawasaki	Kawasaki ZX-10RR	1'47.000	2.988	0.035	8	148,811	263,4
28	15 A. MEDINA MAYO	ESP	Cardoso School Racing	Yamaha YZF R1	1'47.094	3.082	0.094	9	148,681	265,3
29	94 N. URAMOTO	JPN	JEG . Kagayama	Suzuki GSX-R1000	1'47.300	3.288	0.206	15	148,395	260,3
30	46 M. CUDEVILLE	FRA	Leader Team Flembbo	Kawasaki ZX-10RR	1'47.674	3.662	0.374	14	147,880	257,9
31	91 E. KUPARINEN	FIN	Motomarket Racing	Kawasaki ZX-10RR	1'47.771	3.759	0.097	14	147,747	264,6
32	68 G. SCOTT	AUS	Agro On-Benjan-Kawasaki	Kawasaki ZX-10RR	1'48.270	4.258	0.499	16	147,066	263,4
33	81 A. BERNARDI	ITA	TheBlackSheepTeam	Yamaha YZF R1	1'48.582	4.570	0.312	13	146,643	254,9
34	61 A. TERZIANI	ITA	Tucci Racing Team	Yamaha YZF R1	1'51.400	7.388	2.818	11	142,934	257,3
35	17 L. DE ULACIA	ESP	Kawasaki Palmeto PL Racing	Kawasaki ZX-10RR	1'56.025	12.013	4.625	9	137,236	253,2

Qualifying Lap Time (107% of 1'44.012): 1'51.294

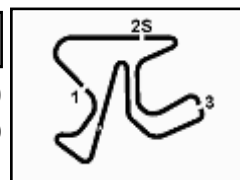
AIR	Humidity:	92%	Temp:	17°C
TRACK	Condition:	Dry	Temp:	19°C

Records	Pole (QP)	2016 R.Tamburini	1'43.718	153,520	Km/h
	Race	2015 K.Calia	1'44.311	152,650	Km/h
	Circuit (FP3)	2015 R.Tamburini	1'43.237	154,240	Km/h

Start 20/10/2017 09:00 End 09:32 The results are provisional until the end of the time limit for protests and appeals and the completion of the technical checks.

These data/results cannot be reproduced, stored and/or transmitted in whole or in part by any manner of electronic, mechanical, photocopying, recording, broadcasting or otherwise now known or herein after developed without the previous express consent by the copyright owner, except for reproduction in daily press and regular printed publications on sale to the public within 60 days of the event related to those data/results and always provided that copyright symbol appears together as follows below.

© DORNA WSBK ORGANIZATION Srl 2017



Spanish Round, 20-21-22 October 2017

Superstock 1000 - Results Free Practice 1st Session

Session Highlights

Local Time	No. Rider	Description
09.00.00		Start
09.05.44	3 S. SUCHET	Technical Problem - Turn 2
09.06.08	3 S. SUCHET	Re-joined
09.15.34	18 R. CECCHINI	Crashed - Turn 5
09.26.21	61 A. TERZIANI	On the Gravel - Turn 13
09.32.04		End Of Session

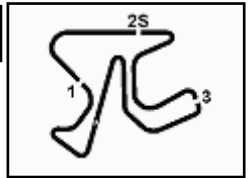
Fastest Laps Sequence

No.	Rider	Nat	Team	Bike	Local Time	Time	Gap	Avg
28	M. REITERBERGER	GER	Van Zon Remeha BMW	BMW S 1000 RR	09:04'05.215	1'52.810		141,147
68	G. SCOTT	AUS	Agro On-Benjan-Kawasaki	Kawasaki ZX-10RR	09:04'05.522	1'52.451	-0.359	141,598
77	W. TESSELS	NED	Agro On-Benjan-Kawasaki	Kawasaki ZX-10RR	09:05'07.943	1'50.918	-1.533	143,555
59	A. SCHACHT	DEN	EAB Schacht Racing Team	Ducati Panigale R	09:05'19.076	1'49.691	-1.227	145,160
12	M. RINALDI	ITA	Aruba.it Racing - Junior Team	Ducati Panigale R	09:05'29.067	1'49.255	-0.436	145,740
59	A. SCHACHT	DEN	EAB Schacht Racing Team	Ducati Panigale R	09:07'06.806	1'47.730	-1.525	147,803
12	M. RINALDI	ITA	Aruba.it Racing - Junior Team	Ducati Panigale R	09:07'15.386	1'46.319	-1.411	149,764
12	M. RINALDI	ITA	Aruba.it Racing - Junior Team	Ducati Panigale R	09:09'00.843	1'45.457	-0.862	150,989
12	M. RINALDI	ITA	Aruba.it Racing - Junior Team	Ducati Panigale R	09:10'45.660	1'44.817	-0.640	151,910
71	M. SCHEIB	CHI	Nuova M2 Racing	Aprilia RSV4 RF	09:17'20.802	1'44.787	-0.030	151,954
3	S. SUCHET	SUI	Berclaz Racing Team	BMW S 1000 RR	09:18'59.093	1'44.694	-0.093	152,089
2	R. TAMBURINI	ITA	PATA Yamaha Official STK 1000 Team	Yamaha YZF R1	09:19'07.434	1'44.469	-0.225	152,417
12	M. RINALDI	ITA	Aruba.it Racing - Junior Team	Ducati Panigale R	09:22'51.123	1'44.403	-0.066	152,513
23	F. SANDI	ITA	Berclaz Racing Team	BMW S 1000 RR	09:26'10.045	1'44.369	-0.034	152,563
23	F. SANDI	ITA	Berclaz Racing Team	BMW S 1000 RR	09:27'54.164	1'44.119	-0.250	152,929
2	R. TAMBURINI	ITA	PATA Yamaha Official STK 1000 Team	Yamaha YZF R1	09:30'48.561	1'44.012	-0.107	153,086

Start 20/10/2017 09:00 End 09:32 The results are provisional until the end of the time limit for protests and appeals and the completion of the technical checks.

These data/results cannot be reproduced, stored and/or transmitted in whole or in part by any manner of electronic, mechanical, photocopying, recording, broadcasting or otherwise now known or herein after developed without the previous express consent by the copyright owner, except for reproduction in daily press and regular printed publications on sale to the public within 60 days of the event related to those data/results and always provided that copyright symbol appears together as follows below.

© DORNA WSBK ORGANIZATION Srl 2017



Spanish Round, 20-21-22 October 2017

Superstock 1000 - Best Sector & Speed Free Practice 1st Session

Jerez 4.423 m

BEST LAP			
1	2 R. TAMBURINI	Yamaha YZF R1	1'44.012
2	23 F. SANDI	BMW S 1000 RR	1'44.119
3	21 F. MARINO	Yamaha YZF R1	1'44.197
4	12 M. RINALDI	Ducati Panigale R	1'44.312
5	11 J. GUARNONI	Kawasaki ZX-10RR	1'44.334
6	41 F. D'ANNUNZIO	BMW S 1000 RR	1'44.451
7	3 S. SUCHET	BMW S 1000 RR	1'44.460
8	5 M. FACCANI	BMW S 1000 RR	1'44.489
9	71 M. SCHEIB	Aprilia RS4 RF	1'44.613
10	9 A. MANTOVANI	Aprilia RS4 RF	1'44.653
11	57 M. JONES	Ducati Panigale R	1'44.822
12	55 I. MYKHALCHYK	Kawasaki ZX-10RR	1'45.181
13	54 T. RAZGATLIOGLU	Kawasaki ZX-10RR	1'45.253
14	36 F. ALT	Yamaha YZF R1	1'45.280
15	70 L. VITALI	Aprilia RS4 RF	1'45.289
16	28 M. REITERBERGER	BMW S 1000 RR	1'45.383
17	34 X. PINSACH	Kawasaki ZX-10RR	1'45.707
18	19 J. PUFFE	BMW S 1000 RR	1'45.750
19	7 M. FRITZ	Yamaha YZF R1	1'45.883
20	59 A. SCHACHT	Ducati Panigale R	1'45.928
21	18 R. CECCHINI	BMW S 1000 RR	1'46.004
22	77 W. TESSELS	Kawasaki ZX-10RR	1'46.425
23	16 G. RUIU	Yamaha YZF R1	1'46.547
24	6 E. PUSCEDDU	BMW S 1000 RR	1'46.764
25	51 E. VIONNET	BMW S 1000 RR	1'46.919
26	32 M. MOSER	Kawasaki ZX-10RR	1'46.965
27	90 T. FINSTERBUSCH	Kawasaki ZX-10RR	1'47.000
28	15 A. MEDINA MAYO	Yamaha YZF R1	1'47.094
29	94 N. URAMOTO	Suzuki GSX-R1000	1'47.300
30	46 M. CUDEVILLE	Kawasaki ZX-10RR	1'47.674
31	91 E. KUPARINEN	Kawasaki ZX-10RR	1'47.771
32	68 G. SCOTT	Kawasaki ZX-10RR	1'48.270
33	81 A. BERNARDI	Yamaha YZF R1	1'48.582
34	61 A. TERZIANI	Yamaha YZF R1	1'51.400
35	17 L. DE ULACIA	Kawasaki ZX-10RR	1'56.025

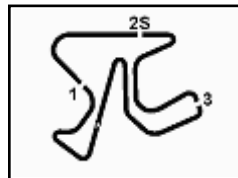
SPEED			
1	54 T. RAZGATLIOGLU	Kawasaki ZX-10RR	270.4
2	36 F. ALT	Yamaha YZF R1	267.2
3	19 J. PUFFE	BMW S 1000 RR	267.2
4	11 J. GUARNONI	Kawasaki ZX-10RR	266.5
5	55 I. MYKHALCHYK	Kawasaki ZX-10RR	266.5
6	5 M. FACCANI	BMW S 1000 RR	265.9
7	28 M. REITERBERGER	BMW S 1000 RR	265.9
8	15 A. MEDINA MAYO	Yamaha YZF R1	265.3
9	2 R. TAMBURINI	Yamaha YZF R1	265.3
10	34 X. PINSACH	Kawasaki ZX-10RR	265.3
11	41 F. D'ANNUNZIO	BMW S 1000 RR	265.3
12	70 L. VITALI	Aprilia RS4 RF	265.3
13	3 S. SUCHET	BMW S 1000 RR	264.6
14	91 E. KUPARINEN	Kawasaki ZX-10RR	264.6
15	21 F. MARINO	Yamaha YZF R1	264.6
16	12 M. RINALDI	Ducati Panigale R	264.6
17	9 A. MANTOVANI	Aprilia RS4 RF	264.0
18	7 M. FRITZ	Yamaha YZF R1	264.0
19	23 F. SANDI	BMW S 1000 RR	264.0
20	68 G. SCOTT	Kawasaki ZX-10RR	263.4
21	57 M. JONES	Ducati Panigale R	263.4
22	90 T. FINSTERBUSCH	Kawasaki ZX-10RR	263.4
23	77 W. TESSELS	Kawasaki ZX-10RR	262.7
24	71 M. SCHEIB	Aprilia RS4 RF	262.7
25	6 E. PUSCEDDU	BMW S 1000 RR	260.9
26	51 E. VIONNET	BMW S 1000 RR	260.9
27	94 N. URAMOTO	Suzuki GSX-R1000	260.3
28	16 G. RUIU	Yamaha YZF R1	259.7
29	18 R. CECCHINI	BMW S 1000 RR	259.7
30	59 A. SCHACHT	Ducati Panigale R	259.7
31	32 M. MOSER	Kawasaki ZX-10RR	257.9
32	46 M. CUDEVILLE	Kawasaki ZX-10RR	257.9
33	61 A. TERZIANI	Yamaha YZF R1	257.3
34	81 A. BERNARDI	Yamaha YZF R1	254.9
35	17 L. DE ULACIA	Kawasaki ZX-10RR	253.2

SEG. 1			SEG. 2			SEG. 3			SEG. 4		
1	2 R. TAMBURINI	26.389	1	2 R. TAMBURINI	14.546	1	21 F. MARINO	29.773	1	41 F. D'ANNUNZIO	32.768
2	23 F. SANDI	26.459	2	21 F. MARINO	14.571	2	11 J. GUARNONI	29.829	2	23 F. SANDI	32.820
3	12 M. RINALDI	26.506	3	41 F. D'ANNUNZIO	14.586	3	2 R. TAMBURINI	29.869	3	21 F. MARINO	32.891
4	11 J. GUARNONI	26.567	4	23 F. SANDI	14.629	4	12 M. RINALDI	29.882	4	9 A. MANTOVANI	32.993
5	3 S. SUCHET	26.583	5	70 L. VITALI	14.631	5	5 M. FACCANI	29.931	5	5 M. FACCANI	33.002
6	71 M. SCHEIB	26.598	6	71 M. SCHEIB	14.638	6	23 F. SANDI	29.984	6	3 S. SUCHET	33.017
7	41 F. D'ANNUNZIO	26.645	7	9 A. MANTOVANI	14.653	7	71 M. SCHEIB	30.004	7	36 F. ALT	33.027
8	21 F. MARINO	26.653	8	11 J. GUARNONI	14.675	8	3 S. SUCHET	30.009	8	70 L. VITALI	33.043
9	55 I. MYKHALCHYK	26.733	9	57 M. JONES	14.679	9	9 A. MANTOVANI	30.086	9	57 M. JONES	33.053
10	57 M. JONES	26.740	10	12 M. RINALDI	14.708	10	41 F. D'ANNUNZIO	30.160	10	11 J. GUARNONI	33.063
11	5 M. FACCANI	26.760	11	34 X. PINSACH	14.714	11	28 M. REITERBERGE	30.206	11	55 I. MYKHALCHYK	33.082
12	54 T. RAZGATLIOGLU	26.780	12	19 J. PUFFE	14.715	12	70 L. VITALI	30.230	12	2 R. TAMBURINI	33.091
13	16 G. RUIU	26.857	13	54 T. RAZGATLIOGLU	14.716	13	57 M. JONES	30.242	13	12 M. RINALDI	33.093
14	36 F. ALT	26.860	14	28 M. REITERBERGE	14.729	14	18 R. CECCHINI	30.290	14	19 J. PUFFE	33.096
15	59 A. SCHACHT	26.872	15	5 M. FACCANI	14.755	15	7 M. FRITZ	30.310	15	54 T. RAZGATLIOGLU	33.103
16	9 A. MANTOVANI	26.873	16	90 T. FINSTERBUSCH	14.756	16	54 T. RAZGATLIOGLU	30.362	16	71 M. SCHEIB	33.122
17	34 X. PINSACH	26.888	17	55 I. MYKHALCHYK	14.778	17	55 I. MYKHALCHYK	30.380	17	28 M. REITERBERGE	33.373
18	70 L. VITALI	26.896	18	3 S. SUCHET	14.780	18	36 F. ALT	30.400	18	34 X. PINSACH	33.378
19	19 J. PUFFE	27.014	19	36 F. ALT	14.798	19	19 J. PUFFE	30.439	19	59 A. SCHACHT	33.473
20	28 M. REITERBERGE	27.036	20	16 G. RUIU	14.803	20	59 A. SCHACHT	30.520	20	77 W. TESSELS	33.507
21	18 R. CECCHINI	27.049	21	6 E. PUSCEDDU	14.823	21	77 W. TESSELS	30.562	21	7 M. FRITZ	33.617
22	7 M. FRITZ	27.054	22	18 R. CECCHINI	14.831	22	34 X. PINSACH	30.590	22	15 A. MEDINA MAYO	33.659
23	32 M. MOSER	27.126	23	59 A. SCHACHT	14.838	23	6 E. PUSCEDDU	30.664	23	18 R. CECCHINI	33.678
24	77 W. TESSELS	27.202	24	7 M. FRITZ	14.878	24	32 M. MOSER	30.705	24	94 N. URAMOTO	33.692
25	6 E. PUSCEDDU	27.307	25	94 N. URAMOTO	14.906	25	90 T. FINSTERBUSCH	30.764	25	6 E. PUSCEDDU	33.720
26	51 E. VIONNET	27.321	26	15 A. MEDINA MAYO	14.910	26	51 E. VIONNET	30.823	26	16 G. RUIU	33.807
27	90 T. FINSTERBUSCH	27.350	27	51 E. VIONNET	14.910	27	16 G. RUIU	30.884	27	91 E. KUPARINEN	33.819
28	15 A. MEDINA MAYO	27.437	28	68 G. SCOTT	14.925	28	15 A. MEDINA MAYO	30.899	28	51 E. VIONNET	33.853
29	46 M. CUDEVILLE	27.493	29	91 E. KUPARINEN	14.957	29	46 M. CUDEVILLE	30.961	29	32 M. MOSER	33.897
30	94 N. URAMOTO	27.513	30	81 A. BERNARDI	14.965	30	94 N. URAMOTO	31.076	30	68 G. SCOTT	33.913
31	91 E. KUPARINEN	27.536	31	46 M. CUDEVILLE	15.017	31	91 E. KUPARINEN	31.108	31	90 T. FINSTERBUSCH	34.085
32	81 A. BERNARDI	27.714	32	77 W. TESSELS	15.019	32	68 G. SCOTT	31.214	32	46 M. CUDEVILLE	34.152
33	68 G. SCOTT	27.803	33	32 M. MOSER	15.040	33	81 A. BERNARDI	31.225	33	81 A. BERNARDI	34.418
34	61 A. TERZIANI	28.188	34	61 A. TERZIANI	15.535	34	61 A. TERZIANI	31.789	34	61 A. TERZIANI	35.548
35	17 L. DE ULACIA	29.054	35	17 L. DE ULACIA	15.898	35	17 L. DE ULACIA	33.217	35	17 L. DE ULACIA	36.459

20/10/2017

These data/results cannot be reproduced, stored and/or transmitted in whole or in part by any manner of electronic, mechanical, photocopying, recording, broadcasting or otherwise now known or herein after developed without the previous express consent by the copyright owner, except for reproduction in daily press and regular printed publications on sale to the public within 60 days of the event related to those data/results and always provided that copyright symbol appears together as follows below.

© DORNA WSBK ORGANIZATION Srl 2017



Spanish Round, 20-21-22 October 2017

Superstock 1000 - Ideal Times Free Practice 1st Session

Jerez 4.423 m

1 / 2

Rider No.	Nat	Bike	Seg. 1 Diff. 1	Seg. 2 Diff. 2	Seg. 3 Diff. 3	Seg. 4 Diff. 4	Ideal Time			
							Best Lap	Pos.	Diff.	
1	21 F. MARINO	FRA	Yamaha YZF R1	26.653 0.156	14.571 0.153	29.773	32.891	1'43.888 1'44.197	3	0.309
2	23 F. SANDI	ITA	BMW S 1000 RR	26.459	14.629 0.171	29.984 0.056	32.820	1'43.892 1'44.119	2	0.227
3	2 R. TAMBURINI	ITA	Yamaha YZF R1	26.389	14.546 0.044	29.869 0.073	33.091	1'43.895 1'44.012	1	0.117
4	11 J. GUARNONI	FRA	Kawasaki ZX-10RR	26.567 0.135	14.675	29.829	33.063 0.065	1'44.134 1'44.334	5	0.200
5	41 F. D'ANNUNZIO	ITA	BMW S 1000 RR	26.645 0.276	14.586 0.016	30.160	32.768	1'44.159 1'44.451	6	0.292
6	12 M. RINALDI	ITA	Ducati Panigale R	26.506 0.080	14.708 0.015	29.882 0.028	33.093	1'44.189 1'44.312	4	0.123
7	71 M. SCHEIB	CHI	Aprilia RSV4 RF	26.598 0.136	14.638 0.035	30.004	33.122 0.080	1'44.362 1'44.613	9	0.251
8	3 S. SUCHET	SUI	BMW S 1000 RR	26.583 0.053	14.780	30.009 0.018	33.017	1'44.389 1'44.460	7	0.071
9	5 M. FACCANI	ITA	BMW S 1000 RR	26.760 0.035	14.755	29.931 0.006	33.002	1'44.448 1'44.489	8	0.041
10	9 A. MANTOVANI	ITA	Aprilia RSV4 RF	26.873 0.035	14.653 0.013	30.086	32.993	1'44.605 1'44.653	10	0.048
11	57 M. JONES	AUS	Ducati Panigale R	26.740 0.056	14.679 0.052	30.242	33.053	1'44.714 1'44.822	11	0.108
12	70 L. VITALI	ITA	Aprilia RSV4 RF	26.896 0.121	14.631 0.014	30.230	33.043 0.354	1'44.800 1'45.289	15	0.489
13	54 T. RAZGATLIOGLU	TUR	Kawasaki ZX-10RR	26.780	14.716 0.037	30.362 0.079	33.103 0.176	1'44.961 1'45.253	13	0.292
14	55 I. MYKHALCHYK	UKR	Kawasaki ZX-10RR	26.733	14.778 0.006	30.380 0.150	33.082 0.052	1'44.973 1'45.181	12	0.208
15	36 F. ALT	GER	Yamaha YZF R1	26.860 0.048	14.798	30.400 0.018	33.027 0.129	1'45.085 1'45.280	14	0.195
16	19 J. PUFFE	GER	BMW S 1000 RR	27.014 0.161	14.715 0.168	30.439 0.141	33.096 0.016	1'45.264 1'45.750	18	0.486
17	28 M. REITERBERGER	GER	BMW S 1000 RR	27.036	14.729 0.003	30.206 0.027	33.373 0.009	1'45.344 1'45.383	16	0.039
18	34 X. PINSACH	ESP	Kawasaki ZX-10RR	26.888	14.714 0.081	30.590	33.378 0.056	1'45.570 1'45.707	17	0.137
19	59 A. SCHACHT	DEN	Ducati Panigale R	26.872 0.179	14.838	30.520	33.473 0.046	1'45.703 1'45.928	20	0.225
20	18 R. CECCHINI	ITA	BMW S 1000 RR	27.049 0.156	14.831	30.290	33.678	1'45.848 1'46.004	21	0.156
21	7 M. FRITZ	GER	Yamaha YZF R1	27.054	14.878 0.022	30.310	33.617 0.002	1'45.859 1'45.883	19	0.024
22	77 W. TESSELS	NED	Kawasaki ZX-10RR	27.202	15.019 0.081	30.562 0.054	33.507	1'46.290 1'46.425	22	0.135
23	16 G. RUIU	ITA	Yamaha YZF R1	26.857	14.803	30.884 0.151	33.807 0.045	1'46.351 1'46.547	23	0.196
24	6 E. PUSCEDDU	ITA	BMW S 1000 RR	27.307 0.049	14.823 0.028	30.664	33.720 0.173	1'46.514 1'46.764	24	0.250
25	32 M. MOSER	GER	Kawasaki ZX-10RR	27.126 0.033	15.040 0.068	30.705 0.096	33.897	1'46.768 1'46.965	26	0.197
26	15 A. MEDINA MAYO	ESP	Yamaha YZF R1	27.437 0.121	14.910 0.068	30.899	33.659	1'46.905 1'47.094	28	0.189
27	51 E. VIONNET	SUI	BMW S 1000 RR	27.321 0.012	14.910	30.823	33.853	1'46.907 1'46.919	25	0.012
28	90 T. FINSTERBUSCH	GER	Kawasaki ZX-10RR	27.350	14.756	30.764	34.085 0.045	1'46.955 1'47.000	27	0.045
29	94 N. URAMOTO	JPN	Suzuki GSX-R1000	27.513 0.037	14.906 0.002	31.076	33.692 0.074	1'47.187 1'47.300	29	0.113
30	91 E. KUPARINEN	FIN	Kawasaki ZX-10RR	27.536 0.153	14.957 0.035	31.108 0.151	33.819 0.012	1'47.420 1'47.771	31	0.351
31	46 M. CUDEVILLE	FRA	Kawasaki ZX-10RR	27.493 0.002	15.017	30.961 0.049	34.152	1'47.623 1'47.674	30	0.051

20/10/2017

These data/results cannot be reproduced, stored and/or transmitted in whole or in part by any manner of electronic, mechanical, photocopying, recording, broadcasting or otherwise now known or herein after developed without the previous express consent by the copyright owner, except for reproduction in daily press and regular printed publications on sale to the public within 60 days of the event related to those data/results and always provided that copyright symbol appears together as follows below.

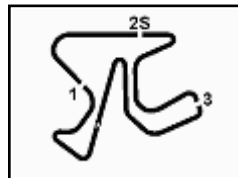
© DORNA WSBK ORGANIZATION Srl 2017

FICR PERUGIA TIMING


Official Tyre Supplier



Official Timekeeper



Spanish Round, 20-21-22 October 2017

Superstock 1000 - Ideal Times Free Practice 1st Session

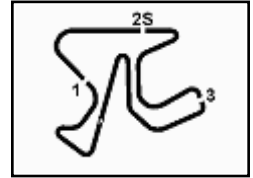
Jerez 4.423 m

2 / 2

Rider No.	Nat	Bike	Seg. 1 Diff. 1	Seg. 2 Diff. 2	Seg. 3 Diff. 3	Seg. 4 Diff. 4	Ideal Time			
							Best Lap	Pos.	Diff.	
32	68 G. SCOTT	AUS	Kawasaki ZX-10RR	27.803 0.104	14.925	31.214 0.280	33.913 0.031	1'47.855 1'48.270	32	0.415
33	81 A. BERNARDI	ITA	Yamaha YZF R1	27.714	14.965	31.225 0.165	34.418 0.095	1'48.322 1'48.582	33	0.260
34	61 A. TERZIANI	ITA	Yamaha YZF R1	28.188 0.230	15.535 0.031	31.789 0.079	35.548	1'51.060 1'51.400	34	0.340
35	17 L. DE ULACIA	ESP	Kawasaki ZX-10RR	29.054 0.443	15.898 0.699	33.217 0.255	36.459	1'54.628 1'56.025	35	1.397
Overall Ideal Time				26.389	14.546	29.773	32.768	1'43.476		

20/10/2017
 These data/results cannot be reproduced, stored and/or transmitted in whole or in part by any manner of electronic, mechanical, photocopying, recording, broadcasting or otherwise now known or herein after developed without the previous express consent by the copyright owner, except for reproduction in daily press and regular printed publications on sale to the public within 60 days of the event related to those data/results and always provided that copyright symbol appears together as follows below.
 © DORNA WSBK ORGANIZATION Srl 2017





Spanish Round, 20-21-22 October 2017

Superstock 1000 - Chronological Analysis Free Practice 1st Session

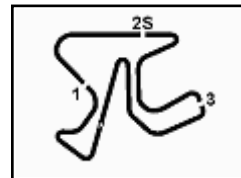
Lap	Seg.1	Seg.2	Seg.3	Seg.4	Lap Time	km/h	Local Time
2	31.887	15.489	33.521	35.491	1'56.388	256,7	9:05'02.373
3	34.970	16.726	35.040	36.729	2'03.465	233,4	9:07'05.838
4	28.769	15.141	31.489	33.839	1'49.238	258,5	9:08'55.076
5	27.619	14.879	31.091	33.442	1'47.031	262,1	9:10'42.107
6	27.335	14.761	30.947	33.523	1'46.566	263,4	9:12'28.673
7	27.153	14.781	31.011	33.606	1'46.551	262,1	9:14'15.224
8	27.117	14.865	30.964	33.902	1'46.848	260,9	9:16'02.072
9	27.317	15.123	31.153	32'28.925	4'42.518P	260,3	9:20'44.590
10	34.350	15.155	31.246	33.967	1'54.718P	260,3	9:22'39.308
11	27.102	14.896	30.902	33.335	1'46.235	260,9	9:24'25.543
12	27.101	14.653	30.477	33.088	1'45.319	260,3	9:26'10.862
13	26.908	14.666	30.086	32.993	1'44.653	264,0	9:27'55.515
14	30.618	16.633	33.022	33.679	1'53.952	236,9	9:29'49.467
15	26.873	14.810	30.580	33.260	1'45.523	263,4	9:31'34.990
11° 57 M. JONES (1'44.822)							
Lap	Seg.1	Seg.2	Seg.3	Seg.4	Lap Time	km/h	Local Time
1	47.099	18.418	35.741	37.654	2'18.912P	227,7	9:03'09.441
2	29.826	16.350	32.516	35.931	1'54.623	250,9	9:05'04.064
3	36.400	15.474	41.457	36.015	2'09.346	256,1	9:07'13.410
4	27.652	15.001	31.113	34.354	1'48.120	260,9	9:09'01.530
5	27.261	14.751	30.650	33.676	1'46.338	263,4	9:10'47.868
6	27.005	14.784	30.792	33.374	1'45.955	260,9	9:12'33.823
7	26.781	14.679	30.580	33.267	1'45.307	263,4	9:14'19.130
8	27.319	14.745	30.816	33.273	1'46.153	262,1	9:16'05.283
9	27.465	15.295	30.900	33.388	1'47.048	260,9	9:17'52.331
10	27.170	14.968	30.455	33.326	1'45.919	260,9	9:19'38.250
11	26.796	14.731	30.242	33.053	1'44.822	262,1	9:21'23.072
12	26.780	14.835	30.951	3'00.637	4'13.203P	259,7	9:25'36.275
13	34.486	15.211	30.847	33.681	1'54.225P	258,5	9:27'30.500
14	26.777	14.780	30.358	33.530	1'45.445	260,9	9:29'15.945
15	26.740	14.739	30.331	33.110	1'44.920	261,5	9:31'00.865
12° 55 I. MYKHALCHYK (1'45.181)							
Lap	Seg.1	Seg.2	Seg.3	Seg.4	Lap Time	km/h	Local Time
1	41.156	20.369	35.874	37.689	2'15.088P	177,4	9:08'40.365
2	31.065	15.643	31.980	34.523	1'53.211	254,9	9:12'48.664
3	27.445	15.252	30.625	34.084	1'47.406	257,9	9:14'36.070
4	27.122	15.313	30.573	33.295	1'46.303	259,1	9:16'22.373
5	26.956	15.203	31.240	33.998	1'47.397	255,5	9:18'09.770
6	29.584	15.560	32.206	4'54.274	6'11.624P	244,2	9:24'21.394
7	43.327	16.095	31.143	33.999	2'04.564P	253,7	9:26'25.958
8	27.322	15.045	30.538	33.372	1'46.277	259,1	9:28'12.235
9	27.013	14.778	30.380	33.082	1'45.253	264,0	9:29'57.488
10	26.733	14.784	30.530	33.134	1'45.181	266,5	9:31'42.669
13° 54 T. RAZGATLIOGLU (1'45.253)							
Lap	Seg.1	Seg.2	Seg.3	Seg.4	Lap Time	km/h	Local Time
1	39.960	17.743	35.800	38.023	2'11.526P	250,3	9:04'45.650
2	30.300	16.004	33.017	36.714	1'56.035	259,7	9:06'41.685
3	28.698	15.620	32.943	34.083	1'51.344	256,7	9:08'33.029
4	27.496	14.902	30.538	33.838	1'46.774	266,5	9:10'19.803
5	27.343	15.207	31.007	34.043	1'47.600	252,6	9:12'07.403
6	27.116	14.789	30.618	33.641	1'46.164	265,9	9:13'53.567
7	27.208	14.751	30.721	33.715	1'46.395	264,6	9:15'39.962
8	27.068	14.768	30.664	33.472	1'45.972	266,5	9:17'25.934
9	26.953	14.821	30.786	33.313	1'45.873	262,7	9:19'11.807
10	26.847	14.716	30.637	33.288	1'45.488	270,4	9:20'57.295
11	26.780	14.753	30.441	33.279	1'45.253	266,5	9:22'42.548
12	26.937	14.771	30.445	33.103	1'45.256	267,8	9:24'27.804
13	27.469	14.820	30.426	33.134	1'45.849	264,6	9:26'13.653
14° 36 F. ALT (1'45.280)							
Lap	Seg.1	Seg.2	Seg.3	Seg.4	Lap Time	km/h	Local Time
1	36.571	16.736	34.561	39.621	2'07.489P	226,7	9:02'31.017
2	31.800	16.122	33.267	37.473	1'58.662	259,7	9:04'29.679
3	28.055	15.536	31.685	34.442	1'49.718	257,3	9:06'19.397
4	28.843	15.511	31.550	6'16.160	7'32.064P	260,9	9:13'51.461
5	31.722	15.174	31.114	33.602	1'51.612P	264,6	9:15'43.073
6	27.288	15.076	30.834	33.503	1'46.701	265,9	9:17'29.774
7	27.307	15.035	30.842	33.318	1'46.502	265,3	9:19'16.276
8	26.920	14.949	30.739	33.141	1'45.749	263,4	9:21'02.025
9	27.211	14.945	30.809	33.572	1'46.537	267,2	9:22'48.562
10	26.860	15.378	30.882	33.160	1'46.280	257,3	9:24'34.842
11	26.941	14.845	30.638	33.173	1'45.597	265,9	9:26'20.439
12	27.470	16.562	32.996	34.364	1'51.392	183,9	9:28'11.831
13	26.993	14.891	30.400	33.027	1'45.311	267,2	9:29'57.142
14	26.908	14.798	30.418	33.156	1'45.280	266,5	9:31'42.422
15° 70 L. VITALI (1'45.289)							
Lap	Seg.1	Seg.2	Seg.3	Seg.4	Lap Time	km/h	Local Time
1	44.010	16.103	32.821	8'45.503	10'18.437P	258,5	9:11'41.217
2	35.331	15.510	34.376	35.135	2'00.352P	255,5	9:13'41.569
3	27.548	15.102	31.246	33.785	1'47.681	264,6	9:15'29.250
4	27.317	14.756	30.912	33.451	1'46.436	265,3	9:17'15.686
5	27.108	14.772	30.609	33.273	1'45.762	264,6	9:19'01.448
6	26.896	14.747	30.454	33.421	1'45.518	264,0	9:20'46.966
7	26.918	16.288	32.915	37.023	1'53.144	218,3	9:22'40.110
8	27.131	14.631	31.085	33.213	1'46.060	265,3	9:24'26.170
9	27.211	14.684	30.488	33.043	1'45.426	265,3	9:26'11.596
10	27.017	14.645	30.230	33.397	1'45.289	265,3	9:27'56.885
11	27.545	15.407	31.799	34.381	1'49.132	246,4	9:29'46.017
12	26.918	14.687	30.336	33.366	1'45.307	263,4	9:31'31.324
16° 28 M. REITERBERGER (1'45.383)							
Lap	Seg.1	Seg.2	Seg.3	Seg.4	Lap Time	km/h	Local Time
1	38.088	17.058	35.041	37.128	2'07.315P	251,4	9:02'12.405
2	29.853	15.563	32.295	35.099	1'52.810	259,1	9:04'05.215
3	28.535	15.221	31.132	35.363	1'50.251	262,1	9:05'55.466
4	27.916	14.946	31.113	33.808	1'47.783	264,6	9:07'43.249
5	27.521	14.853	30.475	33.631	1'46.480	264,0	9:09'29.729
6	27.218	14.733	30.206	33.565	1'45.722	265,3	9:11'15.451
7	27.375	15.966	33.823	34.337	1'51.501	237,4	9:13'06.952
8	27.215	14.729	30.304	33.373	1'45.621	264,6	9:14'52.573
9	29.861	16.016	32.028	8'57.795	10'15.700P	256,7	9:25'08.273
10	37.402	16.719	33.760	34.607	2'02.488P	232,5	9:27'10.761
11	27.036	14.732	30.233	33.382	1'45.383	265,9	9:28'56.144
12	27.418	14.990	31.524	33.784	1'47.716	264,6	9:30'43.860
17° 34 X. PINSACH (1'45.707)							
Lap	Seg.1	Seg.2	Seg.3	Seg.4	Lap Time	km/h	Local Time
1	42.047	16.177	34.019	37.656	2'09.899P	248,6	9:00'51.000
2	29.209	15.659	32.546	35.397	1'52.811	256,7	9:04'53.710
3	28.478	15.267	31.804	34.460	1'50.009	257,9	9:06'43.719
4	27.878	15.030	31.399	34.163	1'48.470	257,3	9:08'32.189
5	27.568	14.980	30.924	34.065	1'47.537	258,5	9:10'19.726
6	27.599	15.101	31.191	33.993	1'47.884	247,5	9:12'07.610
7	27.342	14.770	30.798	33.663	1'46.573	262,7	9:13'54.183
8	27.097	14.763	30.818	34.176	1'46.854	260,9	9:15'41.037
9	27.274	14.785	30.983	33.653	1'46.695	265,3	9:17'27.732
10	27.238	14.802	30.841	33.741	1'46.622	262,1	9:19'14.354
11	27.217	14.811	30.604	33.532	1'46.164	260,9	9:21'00.518

20/10/2017

P = Pits In/Out - C = Lap-Time Cancelled

These data/results cannot be reproduced, stored and/or transmitted in whole or in part by any manner of electronic, mechanical, photocopying, recording, broadcasting or otherwise now known or herein after developed without the previous express consent by the copyright owner, except for reproduction in daily press and regular printed publications on sale to the public within 60 days of the event related to those data/results and always provided that copyright symbol appears together as follows below.

© DORNA WSBK ORGANIZATION Srl 2017



Spanish Round, 20-21-22 October 2017

Superstock 1000 - Chronological Analysis Free Practice 1st Session

Jerez 4.423 m

3 / 5

Lap	Seg.1	Seg.2	Seg.3	Seg.4	Lap Time	km/h	Local Time	Lap	Seg.1	Seg.2	Seg.3	Seg.4	Lap Time	km/h	Local Time
18° 19 J. PUFFE (1'45.750)															
1	38.197	16.840	33.828	36.872	2'05.737P	256,1	9:05'31.389	7	33.426	15.470	34.961	34.352	1'58.209P	259,1	9:19'10.185
23° 16 G. RUIJU (1'46.547)															
1	28.081	16.925	35.063	37.213	1'57.282P	222,2	9:02'12.934	1	28.081	16.925	35.063	37.213	1'57.282P	222,2	9:02'12.934
19° 7 M. FRITZ (1'45.883)															
1	41.275	16.848	34.227	36.389	2'08.739P	249,7	9:16'58.119	7	27.623	15.058	30.984	34.099	1'47.764	251,4	9:13'11.106
20° 59 A. SCHACHT (1'45.928)															
1	43.515	16.923	33.046	36.326	2'09.810P	244,8	9:03'29.385	1	48.690	19.801	36.792	41.353	2'26.636P	229,6	9:00'39.518
24° 6 E. PUSCEDDU (1'46.764)															
1	37.596	16.969	35.525	38.244	2'08.334P	244,2	9:02'11.524	1	48.690	19.801	36.792	41.353	2'26.636P	229,6	9:00'39.518
21° 18 R. CECCHINI (1'46.004)															
1	37.436	16.357	35.577	36.009	2'05.379P	225,8	9:09'05.685	2	31.674	15.904	33.664	35.832	1'57.074	257,3	9:05'03.228
22° 77 W. TESSELS (1'46.425)															
1	35.628	16.282	32.928	36.145	2'00.983P	254,3	9:03'17.025	2	31.674	15.904	33.664	35.832	1'57.074	257,3	9:05'03.228

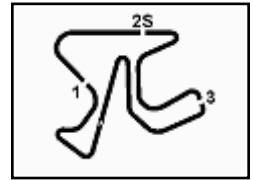
20/10/2017

P = Pits In/Out - C = Lap-Time Cancelled

These data/results cannot be reproduced, stored and/or transmitted in whole or in part by any manner of electronic, mechanical, photocopying, recording, broadcasting or otherwise now known or herein after developed without the previous express consent by the copyright owner, except for reproduction in daily press and regular printed publications on sale to the public within 60 days of the event related to those data/results and always provided that copyright symbol appears together as follows below.

© DORNA WSBK ORGANIZATION Srl 2017





Spanish Round, 20-21-22 October 2017 Superstock 1000 - Chronological Analysis Free Practice 1st Session

Jerez 4.423 m

12	27.321	15.140	31.380	34.173	1'48.014	256,1	9:28'06.163
13	27.705	15.260	31.114	33.895	1'47.974	257,9	9:29'54.137
14	27.333	14.910	30.823	33.853	1'46.919	260,3	9:31'41.056

26° 32 M. MOSER (1'46.965)

Lap	Seg.1	Seg.2	Seg.3	Seg.4	Lap Time	km/h	Local Time
							9:01'10.250
1	37.971	17.033	34.403	36.906	2'06.313P	242,6	9:03'16.563
2	28.495	15.555	31.974	35.705	1'51.729	253,2	9:05'08.292
3	28.140	15.313	31.968	34.510	1'49.931	252,0	9:06'58.223
4	28.651	15.040	31.187	34.895	1'49.773	257,9	9:08'47.996
5	27.614	15.205	31.044	34.087	1'47.950	253,2	9:10'35.946
6	27.514	15.206	31.056	34.123	1'47.899	253,2	9:12'23.845
7	27.657	15.454	31.438	9'22.532	10'37.081P	248,6	9:23'00.926
8	34.166	15.793	32.029	34.511	1'56.499P	243,7	9:24'57.425
9	27.512	15.171	30.705	34.156	1'47.544	252,0	9:26'44.969
10	27.159	15.108	30.801	33.897	1'46.965	253,2	9:28'31.934
11	27.126	15.065	30.893	33.942	1'47.026	253,2	9:30'18.960

27° 90 T. FINSTERBUSCH (1'47.000)

Lap	Seg.1	Seg.2	Seg.3	Seg.4	Lap Time	km/h	Local Time
							9:03'06.454
1	31.107	16.677	35.898	38.680		249,2	9:03'06.454
2	30.520	15.844	32.449	36.369	1'56.633	255,5	9:05'03.087
3	33.403	15.271	32.717	8'00.160	9'19.241P	258,5	9:14'22.328
4	28.123	15.271	31.993	34.642	1'55.309P	254,3	9:16'17.637
5	27.587	15.010	31.960	34.627	1'49.720	257,9	9:18'07.357
6	27.587	15.136	31.773	34.086	1'48.582	256,1	9:19'55.939
7	27.754	15.032	32.480	5'52.394	7'07.660P	260,9	9:27'03.599
8	37.655	15.170	31.325	34.085	1'58.235P	260,3	9:29'01.834
9	27.350	14.756	30.764	34.130	1'47.000	263,4	9:30'48.834

28° 15 A. MEDINA MAYO (1'47.094)

Lap	Seg.1	Seg.2	Seg.3	Seg.4	Lap Time	km/h	Local Time
							9:00'38.301
1	43.191	18.566	41.656	41.009	2'24.422P	242,1	9:03'02.723
2	31.027	16.559	34.927	37.794	2'00.307	253,2	9:05'03.030
3	31.101	16.302	34.280	13'10.676	14'32.359P	250,3	9:19'35.389
4	32.979	16.290	33.484	35.718	1'58.471P	256,7	9:21'33.860
5	28.956	15.534	32.299	35.106	1'51.895	258,5	9:23'25.755
6	28.473	15.337	31.669	34.113	1'49.592	258,5	9:25'15.347
7	27.558	15.065	31.525	33.999	1'48.147	265,3	9:27'03.494
8	27.437	14.910	31.153	33.788	1'47.288	263,4	9:28'50.782
9	27.558	14.978	30.899	33.659	1'47.094	262,7	9:30'37.876

29° 94 N. URAMOTO (1'47.300)

Lap	Seg.1	Seg.2	Seg.3	Seg.4	Lap Time	km/h	Local Time
							9:00'21.536
1	38.546	17.150	35.466	37.870	2'09.032P	224,5	9:02'30.568
2	29.910	16.290	33.893	36.726	1'56.819	245,3	9:04'27.387
3	28.905	15.575	32.610	35.083	1'52.173	254,9	9:06'19.560
4	28.907	15.492	32.003	34.478	1'50.880	260,3	9:08'10.440
5	28.340	16.193	36.911	34.348	1'55.792	196,9	9:10'06.232
6	28.154	15.392	31.645	34.458	1'49.649	252,6	9:11'55.881
7	28.537	15.143	31.601	2'59.439	4'14.720P	256,1	9:16'10.601
8	34.067	15.530	32.239	34.422	1'56.258P	254,3	9:18'06.859
9	27.964	15.209	32.291	33.927	1'49.391	253,7	9:19'56.250
10	27.862	14.906	32.024	33.960	1'48.752	259,7	9:21'45.002
11	27.820	14.997	31.304	33.848	1'47.969	259,7	9:23'32.971
12	27.752	14.918	31.232	33.692	1'47.594	258,5	9:25'20.565
13	27.661	15.004	31.417	34.004	1'48.086	254,3	9:27'08.651
14	27.550	14.908	31.076	33.766	1'47.300	257,9	9:28'55.951
15	27.513	15.026	31.399	34.010	1'47.948	257,9	9:30'43.899

30° 46 M. CUDEVILLE (1'47.674)

Lap	Seg.1	Seg.2	Seg.3	Seg.4	Lap Time	km/h	Local Time
-----	-------	-------	-------	-------	----------	------	------------

1	38.441	17.135	35.510	2'22.087	3'53.173P	218,3	9:00'20.753
2	36.895	16.588	33.979	37.236	2'04.698P	246,9	9:06'18.624
3	29.794	15.993	31.958	35.552	1'53.297	254,9	9:08'11.921
4	28.093	15.843	31.609	35.253	1'50.798	246,9	9:10'02.719
5	28.084	15.689	31.850	2'51.033	4'06.656P	251,4	9:14'09.375
6	35.106	15.491	32.222	35.045	1'57.864P	251,4	9:16'07.239
7	28.092	15.421	31.162	35.807	1'50.482	252,6	9:17'57.721
8	27.905	15.408	31.412	35.086	1'49.811	251,4	9:19'47.532
9	27.504	15.079	31.283	34.634	1'48.500	254,3	9:21'36.032
10	27.493	15.078	32.298	35.175	1'50.044	257,9	9:23'26.076
11	29.145	15.645	31.855	34.510	1'51.155	249,7	9:25'17.231
12	27.871	15.161	30.961	35.024	1'49.017	256,1	9:27'06.248
13	27.495	15.017	31.010	34.152	1'47.674	257,3	9:28'53.922
14	28.329	15.590	32.580	34.481	1'50.980	251,4	9:30'44.902

31° 91 E. KUPARINEN (1'47.771)

Lap	Seg.1	Seg.2	Seg.3	Seg.4	Lap Time	km/h	Local Time
							9:00'40.642
1	43.299	18.209	39.767	39.700	2'20.975P	245,3	9:03'01.617
2	30.693	15.999	33.226	35.593	1'55.511	259,7	9:04'57.128
3	29.057	15.323	32.073	34.999	1'51.452	262,7	9:06'48.580
4	28.803	15.364	33.598	4'23.082	5'40.847P	260,9	9:12'29.427
5	38.912	15.830	32.429	34.892	2'02.063P	255,5	9:14'31.490
6	28.086	15.376	31.533	34.772	1'49.767	256,1	9:16'21.257
7	27.796	15.070	31.256	33.955	1'48.077	260,9	9:18'09.334
8	27.866	15.021	31.374	34.098	1'48.359	258,5	9:19'57.693
9	27.984	15.384	31.570	34.486	1'49.424	255,5	9:21'47.117
10	27.676	15.017	31.351	34.321	1'48.365	262,1	9:23'35.482
11	27.689	14.992	31.259	33.831	1'47.771	262,7	9:25'23.253
12	27.752	14.957	31.243	34.158	1'48.110	262,1	9:27'11.363
13	27.536	14.965	31.108	34.175	1'47.784	264,6	9:28'59.147
14	27.761	15.100	31.114	33.819	1'47.794	254,3	9:30'46.941

32° 68 G. SCOTT (1'48.270)

Lap	Seg.1	Seg.2	Seg.3	Seg.4	Lap Time	km/h	Local Time
							9:02'13.071
1	29.330	16.511	34.675	37.520		236,4	9:02'13.071
2	28.450	15.468	31.973	34.930	1'50.821	261,5	9:05'56.343
3	28.384	15.220	32.284	35.512	1'51.400	262,1	9:07'47.743
4	28.314	15.286	31.570	34.316	1'49.486	260,3	9:09'37.229
5	27.841	15.155	31.803	34.821	1'49.620	262,1	9:11'26.849
6	28.201	15.111	31.611	34.312	1'49.235	261,5	9:13'16.084
7	28.214	15.169	32.133	34.372	1'49.888	259,7	9:15'05.972
8	28.403	15.281	32.257	34.298	1'50.239	259,1	9:16'56.211
9	27.898	15.032	31.528	33.913	1'48.371	260,3	9:18'44.582
10	27.907	14.925	31.494	33.944	1'48.270	263,4	9:20'32.852
11	27.823	15.075	31.588	34.231	1'48.717	262,7	9:22'21.569
12	27.818	15.137	31.634	34.231	1'48.820	262,1	9:24'10.389
13	28.061	15.162	31.919	34.203	1'49.345	259,7	9:25'59.734
14	27.963	15.188	31.214	34.252	1'48.617	261,5	9:27'48.351
15	27.910	15.234	31.538	34.267	1'48.949	262,7	9:29'37.300
16	27.803	15.072	31.244	35.701	1'49.820	262,1	9:31'27.120

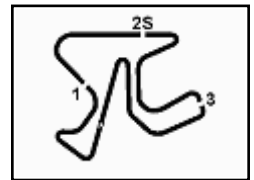
33° 81 A. BERNARDI (1'48.582)

Lap	Seg.1	Seg.2	Seg.3	Seg.4	Lap Time	km/h	Local Time
							9:00'47.617
1	48.660	17.454	35.594	38.963	2'20.671P	212,4	9:03'08.288
2	30.223	15.696	33.344	35.911	1'55.174	229,1	9:05'03.462
3	30.358	15.862	32.789	35.338	1'54.347	234,9	9:06'57.809
4	28.694	15.180	32.194	34.711	1'50.779	253,2	9:08'48.588
5	28.381	15.600	31.805	34.822	1'50.608	240,0	9:10'39.196
6	27.950	15.090	31.897	34.875	1'49.812	253,2	9:12'29.008
7	27.980	15.135	31.381	34.698	1'49.194	254,3	9:14'18.202

20/10/2017 P = Pits In/Out - C = Lap-Time Cancelled

These data/results cannot be reproduced, stored and/or transmitted in whole or in part by any manner of electronic, mechanical, photocopying, recording, broadcasting or otherwise now known or herein after developed without the previous express consent by the copyright owner, except for reproduction in daily press and regular printed publications on sale to the public within 60 days of the event related to those data/results and always provided that copyright symbol appears together as follows below.

© DORNA WSBK ORGANIZATION Srl 2017



Jerez 4.423 m

5 / 5

Spanish Round, 20-21-22 October 2017

Superstock 1000 - Chronological Analysis Free Practice 1st Session

8	28.237	15.286	32.324	2'50.909	4'06.756P	254,9	9:18'24.958
9	38.152	15.646	31.780	34.817	2'00.395P	249,2	9:20'25.353
10	28.059	15.142	31.225	34.486	1'48.912	250,9	9:22'14.265
11	27.714	14.965	31.390	34.513	1'48.582	254,3	9:24'02.847
12	27.908	15.262	31.844	34.418	1'49.432	242,6	9:25'52.279
13	27.910	15.089	31.293	34.422	1'48.714	252,6	9:27'40.993

34° 61 A. TERZIANI (1'51.400)

Lap	Seg.1	Seg.2	Seg.3	Seg.4	Lap Time	km/h	Local Time
							9:00'54.778
1	42.936	17.424	35.089	38.602	2'14.051P	244,2	9:03'08.829
2	30.247	16.085	34.333	36.466	1'57.131	255,5	9:05'05.960
3	29.174	15.957	33.334	36.024	1'54.489	253,7	9:07'00.449
4	29.152	16.023	32.697	37.397	1'55.269	252,6	9:08'55.718
5	29.085	15.714	32.484	2'29.884	3'47.167P	257,3	9:12'42.885
6	35.604	16.097	32.904	41.345	2'05.950P	253,7	9:14'48.835
7	29.064	15.607	32.349	36.274	1'53.294	253,7	9:16'42.129
8	28.516	15.535	31.828	35.808	1'51.687	255,5	9:18'33.816
9	28.418	15.566	31.868	35.548	1'51.400	255,5	9:20'25.216
10	28.832	15.574	31.961	36.211	1'52.578	254,3	9:22'17.794
11	28.311	15.580	31.798	35.770	1'51.459	253,2	9:24'09.253

35° 17 L. DE ULACIA (1'56.025)

Lap	Seg.1	Seg.2	Seg.3	Seg.4	Lap Time	km/h	Local Time
							9:00'15.652
1	44.230	18.025	37.213	1'35.342	3'14.810P	223,5	9:03'30.462
2	41.888	17.694	35.733	40.095	2'15.410P	246,9	9:05'45.872
3	32.136	17.338	35.852	38.203	2'03.529	248,1	9:07'49.401
4	30.648	16.866	35.101	37.468	2'00.083	249,7	9:09'49.484
5	30.304	16.831	34.823	37.911	1'59.869	248,1	9:11'49.353
6	30.209	16.662	34.170	36.677	1'57.718	250,3	9:13'47.071
7	29.497	16.597	33.472	36.459	1'56.025	249,2	9:15'43.096
8	29.054	15.898	33.217	3'19.036	4'37.205P	253,2	9:20'20.301
9	51.090	19.034	34.477	37.581	2'22.182P	221,8	9:22'42.483

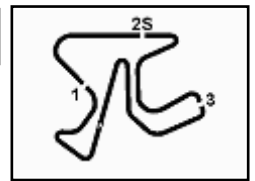
20/10/2017

P = Pits In/Out - C = Lap-Time Cancelled

These data/results cannot be reproduced, stored and/or transmitted in whole or in part by any manner of electronic, mechanical, photocopying, recording, broadcasting or otherwise now known or herein after developed without the previous express consent by the copyright owner, except for reproduction in daily press and regular printed publications on sale to the public within 60 days of the event related to those data/results and always provided that copyright symbol appears together as follows below.

© DORNA WSBK ORGANIZATION Srl 2017

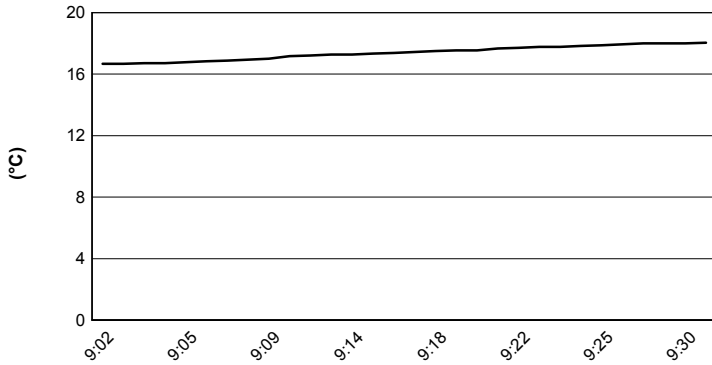




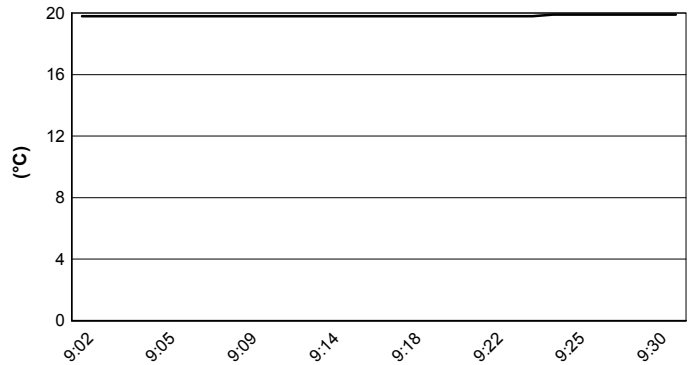
Jerez 4.423 m

Spanish Round, 20-21-22 October 2017
Superstock 1000 - Weather Report Free Practice 1st Session
 Session started 09:00 - Session ended 9:32

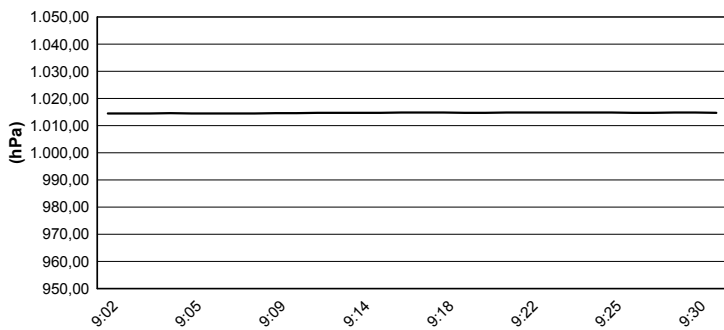
Air Temperature



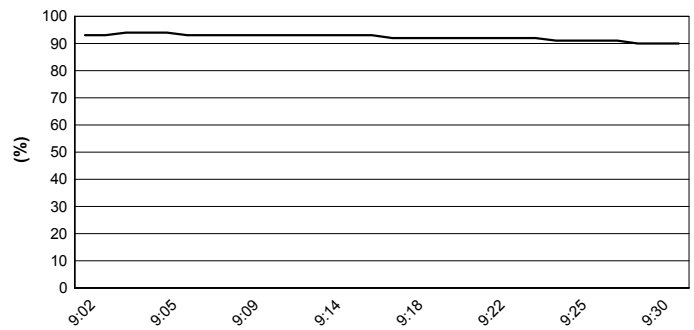
Track Temperature



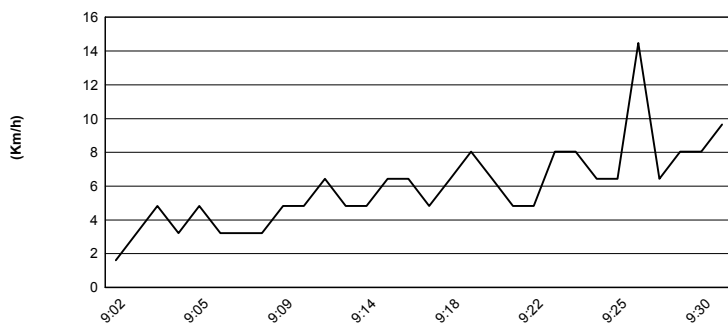
Air Pressure



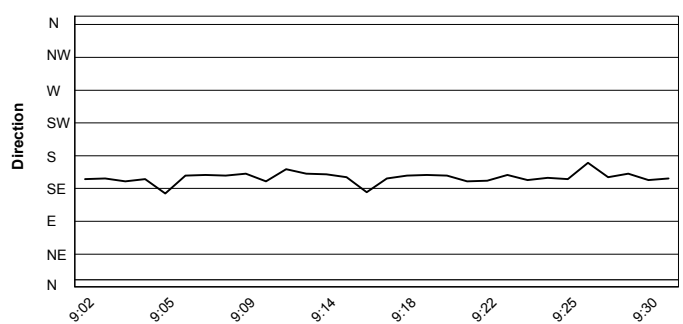
Humidity



Wind Speed



Wind Direction



20/10/2017

These data/results cannot be reproduced, stored and/or transmitted in whole or in part by any manner of electronic, mechanical, photocopying, recording, broadcasting or otherwise now known or herein after developed without the previous express consent by the copyright owner, except for reproduction in daily press and regular printed publications on sale to the public within 60 days of the event related to those data/results and always provided that copyright symbol appears together as follows below.

© DORNA WSBK ORGANIZATION Srl 2017