

Spanish Round, 20-21-22 October 2017

Superstock 1000 - Free Practices Combined Results

Jerez 4.423 m

No.	Rider	Nat	Team	Bike	FP1	FP2	Time	Gap	Rel.	Avg	Laps
1	2 R. TAMBURINI	ITA	PATA Yamaha Official STK 1000 Team	Yamaha YZF R1	1'44.012	1'42.319	1'42.319			155,619	20
2	21 F. MARINO	FRA	PATA Yamaha Official STK 1000 Team	Yamaha YZF R1	1'44.197	1'42.618	1'42.618	0.299	0.299	155,166	21
3	55 I. MYKHALCHYK	UKR	TripleM Racing	Kawasaki ZX-10RR	1'45.181	1'42.951	1'42.951	0.632	0.333	154,664	24
4	5 M. FACCANI	ITA	Althea BMW Racing Team	BMW S 1000 RR	1'44.489	1'42.989	1'42.989	0.670	0.038	154,607	23
5	23 F. SANDI	ITA	Berclaz Racing Team	BMW S 1000 RR	1'44.119	1'43.141	1'43.141	0.822	0.152	154,379	14
6	11 J. GUARNONI	FRA	Pedercini Racing Kawasaki	Kawasaki ZX-10RR	1'44.334	1'43.141	1'43.141	0.822		154,379	19
7	28 M. REITERBERGER	GER	Van Zon Remeha BMW	BMW S 1000 RR	1'45.383	1'43.366	1'43.366	1.047	0.225	154,043	24
8	41 F. D'ANNUNZIO	ITA	FDA Racing Team	BMW S 1000 RR	1'44.451	1'43.434	1'43.434	1.115	0.068	153,942	20
9	57 M. JONES	AUS	Aruba.it Racing - Junior Team	Ducati Panigale R	1'44.822	1'43.464	1'43.464	1.145	0.030	153,897	27
10	54 T. RAZGATLIOGLU	TUR	Kawasaki Puccetti Racing	Kawasaki ZX-10RR	1'45.253	1'43.498	1'43.498	1.179	0.034	153,846	25
11	71 M. SCHEIB	CHI	Nuova M2 Racing	Aprilia RSV4 RF	1'44.613	1'43.532	1'43.532	1.213	0.034	153,796	21
12	12 M. RINALDI	ITA	Aruba.it Racing - Junior Team	Ducati Panigale R	1'44.312	1'43.664	1'43.664	1.345	0.132	153,600	27
13	36 F. ALT	GER	Team Yamaha MGM	Yamaha YZF R1	1'45.280	1'43.685	1'43.685	1.366	0.021	153,569	23
14	6 E. PUSCEDDU	ITA	D.K.Racing	BMW S 1000 RR	1'46.764	1'43.806	1'43.806	1.487	0.121	153,390	27
15	3 S. SUCHET	SUI	Berclaz Racing Team	BMW S 1000 RR	1'44.460	1'44.089	1'44.089	1.770	0.283	152,973	18
16	19 J. PUFFE	GER	Kawasaki MF84	BMW S 1000 RR	1'45.750	1'44.247	1'44.247	1.928	0.158	152,741	27
17	70 L. VITALI	ITA	Nuova M2 Racing	Aprilia RSV4 RF	1'45.289	1'44.555	1'44.555	2.236	0.308	152,291	25
18	16 G. RUIU	ITA	Team Trasimeno	Yamaha YZF R1	1'46.547	1'44.618	1'44.618	2.299	0.063	152,199	27
19	9 A. MANTOVANI	ITA	Nuova M2 Racing	Aprilia RSV4 RF	1'44.653	1'45.049	1'44.653	2.334	0.035	152,149	27
20	7 M. FRITZ	GER	Bayer-Bikerbox Yamaichi	Yamaha YZF R1	1'45.883	1'44.757	1'44.757	2.438	0.104	151,997	18
21	77 W. TESSELS	NED	Agro On-Benjan-Kawasaki	Kawasaki ZX-10RR	1'46.425	1'44.814	1'44.814	2.495	0.057	151,915	28
22	32 M. MOSER	GER	TripleM Racing	Kawasaki ZX-10RR	1'46.965	1'44.933	1'44.933	2.614	0.119	151,743	24
23	15 A. MEDINA MAYO	ESP	Cardoso School Racing	Yamaha YZF R1	1'47.094	1'44.938	1'44.938	2.619	0.005	151,735	23
24	51 E. VIONNET	SUI	Motors Vionnet	BMW S 1000 RR	1'46.919	1'45.081	1'45.081	2.762	0.143	151,529	28
25	34 X. PINSACH	ESP	ETG Racing	Kawasaki ZX-10RR	1'45.707	1'45.224	1'45.224	2.905	0.143	151,323	29
26	90 T. FINSTERBUSCH	GER	Agro On-Benjan-Kawasaki	Kawasaki ZX-10RR	1'47.000	1'45.379	1'45.379	3.060	0.155	151,100	21
27	68 G. SCOTT	AUS	Agro On-Benjan-Kawasaki	Kawasaki ZX-10RR	1'48.270	1'45.576	1'45.576	3.257	0.197	150,818	32
28	94 N. URAMOTO	JPN	JEG . Kagayama	Suzuki GSX-R1000	1'47.300	1'45.777	1'45.777	3.458	0.201	150,532	28
29	91 E. KUPARINEN	FIN	Motomarket Racing	Kawasaki ZX-10RR	1'47.771	1'45.823	1'45.823	3.504	0.046	150,466	27
30	59 A. SCHACHT	DEN	EAB Schacht Racing Team	Ducati Panigale R	1'45.928	1'49.556	1'45.928	3.609	0.105	150,317	20
31	18 R. CECCHINI	ITA	2R Road Racing	BMW S 1000 RR	1'46.004		1'46.004	3.685	0.076	150,209	4
32	81 A. BERNARDI	ITA	TheBlackSheepTeam	Yamaha YZF R1	1'48.582	1'46.581	1'46.581	4.262	0.577	149,396	23
33	46 M. CUDEVILLE	FRA	Leader Team Flembbo	Kawasaki ZX-10RR	1'47.674	1'46.628	1'46.628	4.309	0.047	149,330	26
34	17 L. DE ULACIA	ESP	Kawasaki Palmeto PL Racing	Kawasaki ZX-10RR	1'56.025	1'48.390	1'48.390	6.071	1.762	146,903	23
35	61 A. TERZIANI	ITA	Tuoci Racing Team	Yamaha YZF R1	1'51.400	1'48.587	1'48.587	6.268	0.197	146,636	25

20/10/2017

These data/results cannot be reproduced, stored and/or transmitted in whole or in part by any manner of electronic, mechanical, photocopying, recording, broadcasting or otherwise now known or herein after developed without the previous express consent by the copyright owner, except for reproduction in daily press and regular printed publications on sale to the public within 60 days of the event related to those data/results and always provided that copyright symbol appears together as follows below.

© DORNA WSBK ORGANIZATION Srl 2017

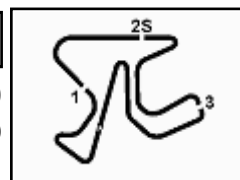
FICR PERUGIA TIMING



Official Tyre Supplier



Official Timekeeper



Spanish Round, 20-21-22 October 2017

Superstock 1000 - Results Free Practice 2nd Session

Jerez 4.423 m

1 / 2

No.	Rider	Nat	Team	Bike	Time	Gap	Rel.	Laps	Speed	
									Avg	Max
1	2 R. TAMBURINI	ITA	PATA Yamaha Official STK 1000 Team	Yamaha YZF R1	1'42.319			13	155,619	268,5
2	21 F. MARINO	FRA	PATA Yamaha Official STK 1000 Team	Yamaha YZF R1	1'42.618	0.299	0.299	12	155,166	264,6
3	55 I. MYKHALCHYK	UKR	TripleM Racing	Kawasaki ZX-10RR	1'42.951	0.632	0.333	14	154,664	262,7
4	5 M. FACCANI	ITA	Althea BMW Racing Team	BMW S 1000 RR	1'42.989	0.670	0.038	11	154,607	265,9
5	11 J. GUARNONI	FRA	Pedercini Racing Kawasaki	Kawasaki ZX-10RR	1'43.141	0.822	0.152	11	154,379	265,9
6	23 F. SANDI	ITA	Berclaz Racing Team	BMW S 1000 RR	1'43.141	0.822	0.000	6	154,379	264,0
7	28 M. REITERBERGER	GER	Van Zon Remeha BMW	BMW S 1000 RR	1'43.366	1.047	0.225	12	154,043	267,8
8	41 F. D'ANNUNZIO	ITA	FDA Racing Team	BMW S 1000 RR	1'43.434	1.115	0.068	9	153,942	264,0
9	57 M. JONES	AUS	Aruba.it Racing - Junior Team	Ducati Panigale R	1'43.464	1.145	0.030	12	153,897	269,8
10	54 T. RAZGATLIOGLU	TUR	Kawasaki Puccetti Racing	Kawasaki ZX-10RR	1'43.498	1.179	0.034	12	153,846	267,2
11	71 M. SCHEIB	CHI	Nuova M2 Racing	Aprilia RSV4 RF	1'43.532	1.213	0.034	12	153,796	264,6
12	12 M. RINALDI	ITA	Aruba.it Racing - Junior Team	Ducati Panigale R	1'43.664	1.345	0.132	12	153,600	265,3
13	36 F. ALT	GER	Team Yamaha MGM	Yamaha YZF R1	1'43.685	1.366	0.021	9	153,569	268,5
14	6 E. PUSCEDDU	ITA	D.K.Racing	BMW S 1000 RR	1'43.806	1.487	0.121	14	153,390	258,5
15	3 S. SUCHET	SUI	Berclaz Racing Team	BMW S 1000 RR	1'44.089	1.770	0.283	9	152,973	266,5
16	19 J. PUFFE	GER	Althea MF84	BMW S 1000 RR	1'44.247	1.928	0.158	14	152,741	267,8
17	70 L. VITALI	ITA	Nuova M2 Racing	Aprilia RSV4 RF	1'44.555	2.236	0.308	13	152,291	264,0
18	16 G. RUIU	ITA	Team Trasimeno	Yamaha YZF R1	1'44.618	2.299	0.063	12	152,199	260,3
19	7 M. FRITZ	GER	Bayer-Bikerbox Yamaichi	Yamaha YZF R1	1'44.757	2.438	0.139	11	151,997	264,0
20	77 W. TESSELS	NED	Agro On-Benjan-Kawasaki	Kawasaki ZX-10RR	1'44.814	2.495	0.057	14	151,915	261,5
21	32 M. MOSER	GER	TripleM Racing	Kawasaki ZX-10RR	1'44.933	2.614	0.119	13	151,743	260,9
22	15 A. MEDINA MAYO	ESP	Cardoso School Racing	Yamaha YZF R1	1'44.938	2.619	0.005	14	151,735	265,9
23	9 A. MANTOVANI	ITA	Nuova M2 Racing	Aprilia RSV4 RF	1'45.049	2.730	0.111	12	151,575	264,6
24	51 E. VIONNET	SUI	Motors Vionnet	BMW S 1000 RR	1'45.081	2.762	0.032	14	151,529	262,7
25	34 X. PINSACH	ESP	ETG Racing	Kawasaki ZX-10RR	1'45.224	2.905	0.143	13	151,323	262,7
26	90 T. FINSTERBUSCH	GER	Agro On-Benjan-Kawasaki	Kawasaki ZX-10RR	1'45.379	3.060	0.155	13	151,100	262,7
27	68 G. SCOTT	AUS	Agro On-Benjan-Kawasaki	Kawasaki ZX-10RR	1'45.576	3.257	0.197	16	150,818	266,5
28	94 N. URAMOTO	JPN	JEG . Kagayama	Suzuki GSX-R1000	1'45.777	3.458	0.201	13	150,532	261,5
29	91 E. KUPARINEN	FIN	Motomarket Racing	Kawasaki ZX-10RR	1'45.823	3.504	0.046	13	150,466	265,9
30	81 A. BERNARDI	ITA	TheBlackSheepTeam	Yamaha YZF R1	1'46.581	4.262	0.758	10	149,396	255,5
31	46 M. CUDEVILLE	FRA	Leader Team Flembbo	Kawasaki ZX-10RR	1'46.628	4.309	0.047	12	149,330	259,1
32	17 L. DE ULACIA	ESP	Kawasaki Palmeto PL Racing	Kawasaki ZX-10RR	1'48.390	6.071	1.762	14	146,903	256,7
33	61 A. TERZIANI	ITA	Tucci Racing Team	Yamaha YZF R1	1'48.587	6.268	0.197	14	146,636	260,3
34	59 A. SCHACHT	DEN	EAB Schacht Racing Team	Ducati Panigale R	1'49.556	7.237	0.969	6	145,339	255,5
35	18 R. CECCHINI	ITA	2R Road Racing	BMW S 1000 RR				0		

Qualifying Lap Time (107% of 1'42.319): **1'49.482**

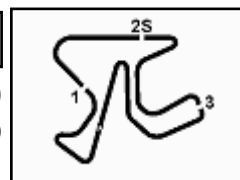
AIR	Humidity:	59%	Temp:	24°C
TRACK	Condition:	Dry	Temp:	34°C

Records	Pole (QP)	2016 R.Tamburini	1'43.718	153,520	Km/h
	Race	2015 K.Calia	1'44.311	152,650	Km/h
	Circuit (FP3)	2015 R.Tamburini	1'43.237	154,240	Km/h

Start 20/10/2017 13:45 End 14:16 The results are provisional until the end of the time limit for protests and appeals and the completion of the technical checks.

These data/results cannot be reproduced, stored and/or transmitted in whole or in part by any manner of electronic, mechanical, photocopying, recording, broadcasting or otherwise now known or herein after developed without the previous express consent by the copyright owner, except for reproduction in daily press and regular printed publications on sale to the public within 60 days of the event related to those data/results and always provided that copyright symbol appears together as follows below.

© DORNA WSBK ORGANIZATION Srl 2017



Spanish Round, 20-21-22 October 2017

Superstock 1000 - Results Free Practice 2nd Session

Session Highlights

Local Time	No. Rider	Description
13.45.00		Start
14.10.58	16 G. RUIU	Lap Cancelled (1'51.033) - Exceeded Track Limits - Turn 1
14.15.14	46 M. CUDEVILLE	Crashed - Turn 1
14.16.54		End Of Session

Fastest Laps Sequence

No.	Rider	Nat	Team	Bike	Local Time	Time	Gap	Avg
21	F. MARINO	FRA	PATA Yamaha Official STK 1000 Team	Yamaha YZF R1	13:48'35.664	1'44.229		152,767
21	F. MARINO	FRA	PATA Yamaha Official STK 1000 Team	Yamaha YZF R1	13:50'19.629	1'43.965	-0.264	153,155
2	R. TAMBURINI	ITA	PATA Yamaha Official STK 1000 Team	Yamaha YZF R1	13:53'20.455	1'43.469	-0.496	153,890
23	F. SANDI	ITA	Berclaz Racing Team	BMW S 1000 RR	14:01'29.378	1'43.450	-0.019	153,918
23	F. SANDI	ITA	Berclaz Racing Team	BMW S 1000 RR	14:03'12.519	1'43.141	-0.309	154,379
5	M. FACCANI	ITA	Althea BMW Racing Team	BMW S 1000 RR	14:11'21.781	1'42.989	-0.152	154,607
55	I. MYKHALCHYK	UKR	TripleM Racing	Kawasaki ZX-10RR	14:11'58.704	1'42.951	-0.038	154,664
2	R. TAMBURINI	ITA	PATA Yamaha Official STK 1000 Team	Yamaha YZF R1	14:13'19.198	1'42.319	-0.632	155,619

20/10/2017 Start End The results are provisional until the end of the time limit for protests and appeals and the completion of the technical checks.

These data/results cannot be reproduced, stored and/or transmitted in whole or in part by any manner of electronic, mechanical, photocopying, recording, broadcasting or otherwise now known or herein after developed without the previous express consent by the copyright owner, except for reproduction in daily press and regular printed publications on sale to the public within 60 days of the event related to those data/results and always provided that copyright symbol appears together as follows below.

© DORNA WSBK ORGANIZATION Srl 2017



Spanish Round, 20-21-22 October 2017

Superstock 1000 - Best Sector & Speed Free Practice 2nd Session

Jerez 4.423 m

BEST LAP			
1	2 R. TAMBURINI	Yamaha YZF R1	1'42.319
2	21 F. MARINO	Yamaha YZF R1	1'42.618
3	55 I. MYKHALCHYK	Kawasaki ZX-10RR	1'42.951
4	5 M. FACCANI	BMW S 1000 RR	1'42.989
5	23 F. SANDI	BMW S 1000 RR	1'43.141
6	11 J. GUARNONI	Kawasaki ZX-10RR	1'43.141
7	28 M. REITERBERGER	BMW S 1000 RR	1'43.366
8	41 F. D'ANNUNZIO	BMW S 1000 RR	1'43.434
9	57 M. JONES	Ducati Panigale R	1'43.464
10	54 T. RAZGATLIOGLU	Kawasaki ZX-10RR	1'43.498
11	71 M. SCHEIB	Aprilia RSV4 RF	1'43.532
12	12 M. RINALDI	Ducati Panigale R	1'43.664
13	36 F. ALT	Yamaha YZF R1	1'43.685
14	6 E. PUSCEDDU	BMW S 1000 RR	1'43.806
15	3 S. SUCHET	BMW S 1000 RR	1'44.089
16	19 J. PUFFE	BMW S 1000 RR	1'44.247
17	70 L. VITALI	Aprilia RSV4 RF	1'44.555
18	16 G. RUIU	Yamaha YZF R1	1'44.618
19	7 M. FRITZ	Yamaha YZF R1	1'44.757
20	77 W. TESSELS	Kawasaki ZX-10RR	1'44.814
21	32 M. MOSER	Kawasaki ZX-10RR	1'44.933
22	15 A. MEDINA MAYO	Yamaha YZF R1	1'44.938
23	9 A. MANTOVANI	Aprilia RSV4 RF	1'45.049
24	51 E. VIONNET	BMW S 1000 RR	1'45.081
25	34 X. PINSACH	Kawasaki ZX-10RR	1'45.224
26	90 T. FINSTERBUSCH	Kawasaki ZX-10RR	1'45.379
27	68 G. SCOTT	Kawasaki ZX-10RR	1'45.576
28	94 N. URAMOTO	Suzuki GSX-R1000	1'45.777
29	91 E. KUPARINEN	Kawasaki ZX-10RR	1'45.823
30	81 A. BERNARDI	Yamaha YZF R1	1'46.581
31	46 M. CUDEVILLE	Kawasaki ZX-10RR	1'46.628
32	17 L. DE ULACIA	Kawasaki ZX-10RR	1'48.390
33	61 A. TERZIANI	Yamaha YZF R1	1'48.587
34	59 A. SCHACHT	Ducati Panigale R	1'49.556
35	18 R. CECCHINI	BMW S 1000 RR	

SPEED			
1	57 M. JONES	Ducati Panigale R	269,8
2	36 F. ALT	Yamaha YZF R1	268,5
3	2 R. TAMBURINI	Yamaha YZF R1	268,5
4	19 J. PUFFE	BMW S 1000 RR	267,8
5	28 M. REITERBERGER	BMW S 1000 RR	267,8
6	54 T. RAZGATLIOGLU	Kawasaki ZX-10RR	267,2
7	68 G. SCOTT	Kawasaki ZX-10RR	266,5
8	3 S. SUCHET	BMW S 1000 RR	266,5
9	11 J. GUARNONI	Kawasaki ZX-10RR	265,9
10	15 A. MEDINA MAYO	Yamaha YZF R1	265,9
11	91 E. KUPARINEN	Kawasaki ZX-10RR	265,9
12	5 M. FACCANI	BMW S 1000 RR	265,9
13	12 M. RINALDI	Ducati Panigale R	265,3
14	9 A. MANTOVANI	Aprilia RSV4 RF	264,6
15	71 M. SCHEIB	Aprilia RSV4 RF	264,6
16	21 F. MARINO	Yamaha YZF R1	264,6
17	23 F. SANDI	BMW S 1000 RR	264,0
18	41 F. D'ANNUNZIO	BMW S 1000 RR	264,0
19	70 L. VITALI	Aprilia RSV4 RF	264,0
20	7 M. FRITZ	Yamaha YZF R1	264,0
21	34 X. PINSACH	Kawasaki ZX-10RR	262,7
22	90 T. FINSTERBUSCH	Kawasaki ZX-10RR	262,7
23	55 I. MYKHALCHYK	Kawasaki ZX-10RR	262,7
24	51 E. VIONNET	BMW S 1000 RR	262,7
25	94 N. URAMOTO	Suzuki GSX-R1000	261,5
26	77 W. TESSELS	Kawasaki ZX-10RR	261,5
27	32 M. MOSER	Kawasaki ZX-10RR	260,9
28	61 A. TERZIANI	Yamaha YZF R1	260,3
29	16 G. RUIU	Yamaha YZF R1	260,3
30	46 M. CUDEVILLE	Kawasaki ZX-10RR	259,1
31	6 E. PUSCEDDU	BMW S 1000 RR	258,5
32	17 L. DE ULACIA	Kawasaki ZX-10RR	256,7
33	81 A. BERNARDI	Yamaha YZF R1	255,5
34	59 A. SCHACHT	Ducati Panigale R	255,5

SEG. 1			SEG. 2			SEG. 3			SEG. 4		
1	2 R. TAMBURINI	26.125	1	2 R. TAMBURINI	14.329	1	2 R. TAMBURINI	29.263	1	21 F. MARINO	32.417
2	55 I. MYKHALCHYK	26.189	2	41 F. D'ANNUNZIO	14.399	2	11 J. GUARNONI	29.322	2	36 F. ALT	32.507
3	21 F. MARINO	26.233	3	28 M. REITERBERGE	14.424	3	21 F. MARINO	29.438	3	55 I. MYKHALCHYK	32.510
4	23 F. SANDI	26.236	4	57 M. JONES	14.427	4	28 M. REITERBERGE	29.543	4	5 M. FACCANI	32.566
5	12 M. RINALDI	26.282	5	21 F. MARINO	14.444	5	5 M. FACCANI	29.579	5	41 F. D'ANNUNZIO	32.593
6	5 M. FACCANI	26.333	6	23 F. SANDI	14.506	6	12 M. RINALDI	29.581	6	2 R. TAMBURINI	32.601
7	11 J. GUARNONI	26.345	7	5 M. FACCANI	14.511	7	23 F. SANDI	29.593	7	54 T. RAZGATLIOGLU	32.624
8	54 T. RAZGATLIOGLU	26.379	8	11 J. GUARNONI	14.525	8	55 I. MYKHALCHYK	29.628	8	57 M. JONES	32.660
9	71 M. SCHEIB	26.383	9	54 T. RAZGATLIOGLU	14.556	9	41 F. D'ANNUNZIO	29.658	9	23 F. SANDI	32.757
10	6 E. PUSCEDDU	26.426	10	55 I. MYKHALCHYK	14.570	10	57 M. JONES	29.669	10	28 M. REITERBERGE	32.788
11	28 M. REITERBERGE	26.445	11	71 M. SCHEIB	14.572	11	71 M. SCHEIB	29.677	11	71 M. SCHEIB	32.792
12	36 F. ALT	26.529	12	9 A. MANTOVANI	14.574	12	6 E. PUSCEDDU	29.739	12	11 J. GUARNONI	32.813
13	57 M. JONES	26.563	13	19 J. PUFFE	14.577	13	54 T. RAZGATLIOGLU	29.754	13	19 J. PUFFE	32.880
14	41 F. D'ANNUNZIO	26.574	14	15 A. MEDINA MAYO	14.596	14	3 S. SUCHET	29.899	14	3 S. SUCHET	32.927
15	3 S. SUCHET	26.577	15	12 M. RINALDI	14.598	15	36 F. ALT	29.923	15	9 A. MANTOVANI	32.976
16	19 J. PUFFE	26.590	16	3 S. SUCHET	14.600	16	7 M. FRITZ	29.974	16	16 G. RUIU	33.001
17	70 L. VITALI	26.672	17	70 L. VITALI	14.608	17	70 L. VITALI	30.007	17	6 E. PUSCEDDU	33.006
18	7 M. FRITZ	26.693	18	68 G. SCOTT	14.610	18	77 W. TESSELS	30.010	18	12 M. RINALDI	33.007
19	15 A. MEDINA MAYO	26.701	19	91 E. KUPARINEN	14.630	19	16 G. RUIU	30.059	19	77 W. TESSELS	33.116
20	16 G. RUIU	26.718	20	16 G. RUIU	14.634	20	32 M. MOSER	30.081	20	32 M. MOSER	33.168
21	9 A. MANTOVANI	26.731	21	6 E. PUSCEDDU	14.635	21	51 E. VIONNET	30.177	21	94 N. URAMOTO	33.186
22	90 T. FINSTERBUSCH	26.784	22	7 M. FRITZ	14.672	22	34 X. PINSACH	30.198	22	70 L. VITALI	33.236
23	51 E. VIONNET	26.788	23	34 X. PINSACH	14.693	23	19 J. PUFFE	30.200	23	15 A. MEDINA MAYO	33.272
24	32 M. MOSER	26.813	24	77 W. TESSELS	14.696	24	15 A. MEDINA MAYO	30.201	24	7 M. FRITZ	33.289
25	34 X. PINSACH	26.859	25	51 E. VIONNET	14.704	25	68 G. SCOTT	30.415	25	68 G. SCOTT	33.291
26	77 W. TESSELS	26.874	26	36 F. ALT	14.726	26	9 A. MANTOVANI	30.425	26	51 E. VIONNET	33.298
27	59 A. SCHACHT	27.025	27	94 N. URAMOTO	14.729	27	90 T. FINSTERBUSCH	30.428	27	34 X. PINSACH	33.346
28	46 M. CUDEVILLE	27.035	28	90 T. FINSTERBUSCH	14.758	28	91 E. KUPARINEN	30.588	28	90 T. FINSTERBUSCH	33.363
29	91 E. KUPARINEN	27.065	29	32 M. MOSER	14.768	29	81 A. BERNARDI	30.660	29	91 E. KUPARINEN	33.387
30	94 N. URAMOTO	27.089	30	81 A. BERNARDI	14.787	30	94 N. URAMOTO	30.685	30	46 M. CUDEVILLE	33.690
31	68 G. SCOTT	27.158	31	46 M. CUDEVILLE	14.866	31	46 M. CUDEVILLE	30.758	31	81 A. BERNARDI	33.746
32	81 A. BERNARDI	27.323	32	17 L. DE ULACIA	15.053	32	59 A. SCHACHT	30.856	32	59 A. SCHACHT	33.795
33	17 L. DE ULACIA	27.457	33	61 A. TERZIANI	15.092	33	61 A. TERZIANI	30.980	33	17 L. DE ULACIA	34.337
34	61 A. TERZIANI	27.569	34	59 A. SCHACHT	15.134	34	17 L. DE ULACIA	31.382	34	61 A. TERZIANI	34.552

20/10/2017

These data/results cannot be reproduced, stored and/or transmitted in whole or in part by any manner of electronic, mechanical, photocopying, recording, broadcasting or otherwise now known or herein after developed without the previous express consent by the copyright owner, except for reproduction in daily press and regular printed publications on sale to the public within 60 days of the event related to those data/results and always provided that copyright symbol appears together as follows below.

© DORNA WSBK ORGANIZATION Srl 2017

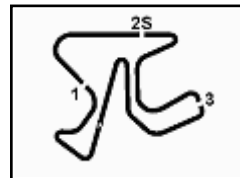
FICR PERUGIA TIMING



Official Tyre Supplier



Official Timekeeper



Spanish Round, 20-21-22 October 2017

Superstock 1000 - Ideal Times Free Practice 2nd Session

 Jerez 4.423 m
1 / 2

Rider No.	Nat	Bike	Seg. 1 Diff. 1	Seg. 2 Diff. 2	Seg. 3 Diff. 3	Seg. 4 Diff. 4	Ideal Time			
							Best Lap	Pos.	Diff.	
1	2 R. TAMBURINI	ITA	Yamaha YZF R1	26.125 0.001	14.329	29.263	32.601	1'42.318 1'42.319	2	0.001
2	21 F. MARINO	FRA	Yamaha YZF R1	26.233 0.086	14.444	29.438	32.417	1'42.532 1'42.618	3	0.086
3	55 I. MYKHALCHYK	UKR	Kawasaki ZX-10RR	26.189	14.570	29.628	32.510 0.054	1'42.897 1'42.951	4	0.054
4	5 M. FACCANI	ITA	BMW S 1000 RR	26.333	14.511	29.579	32.566	1'42.989 1'42.989	5	
5	11 J. GUARNONI	FRA	Kawasaki ZX-10RR	26.345 0.002	14.525 0.039	29.322	32.813 0.095	1'43.005 1'43.141	6	0.136
6	23 F. SANDI	ITA	BMW S 1000 RR	26.236	14.506	29.593 0.049	32.757	1'43.092 1'43.141	7	0.049
7	28 M. REITERBERGER	GER	BMW S 1000 RR	26.445 0.033	14.424	29.543	32.788 0.133	1'43.200 1'43.366	8	0.166
8	41 F. D'ANNUNZIO	ITA	BMW S 1000 RR	26.574	14.399 0.083	29.658	32.593 0.127	1'43.224 1'43.434	9	0.210
9	54 T. RAZGATLIOGLU	TUR	Kawasaki ZX-10RR	26.379	14.556 0.045	29.754 0.140	32.624	1'43.313 1'43.498	11	0.185
10	57 M. JONES	AUS	Ducati Panigale R	26.563 0.145	14.427	29.669	32.660	1'43.319 1'43.464	10	0.145
11	71 M. SCHEIB	CHI	Aprilia RSV4 RF	26.383	14.572	29.677 0.005	32.792 0.103	1'43.424 1'43.532	12	0.108
12	12 M. RINALDI	ITA	Ducati Panigale R	26.282 0.020	14.598	29.581 0.140	33.007 0.036	1'43.468 1'43.664	13	0.196
13	36 F. ALT	GER	Yamaha YZF R1	26.529	14.726	29.923	32.507	1'43.685 1'43.685	14	
14	6 E. PUSCEDDU	ITA	BMW S 1000 RR	26.426	14.635	29.739	33.006	1'43.806 1'43.806	15	
15	3 S. SUCHET	SUI	BMW S 1000 RR	26.577 0.086	14.600	29.899	32.927	1'44.003 1'44.089	16	0.086
16	19 J. PUFFE	GER	BMW S 1000 RR	26.590	14.577	30.200	32.880	1'44.247 1'44.247	17	
17	16 G. RUIU	ITA	Yamaha YZF R1	26.718 0.025	14.634 0.025	30.059 0.156	33.001	1'44.412 1'44.618	19	0.206
18	70 L. VITALI	ITA	Aprilia RSV4 RF	26.672 0.032	14.608	30.007	33.236	1'44.523 1'44.555	18	0.032
19	7 M. FRITZ	GER	Yamaha YZF R1	26.693	14.672	29.974 0.129	33.289	1'44.628 1'44.757	20	0.129
20	77 W. TESSELS	NED	Kawasaki ZX-10RR	26.874	14.696 0.108	30.010 0.003	33.116 0.007	1'44.696 1'44.814	21	0.118
21	9 A. MANTOVANI	ITA	Aprilia RSV4 RF	26.731 0.100	14.574 0.084	30.425	32.976 0.159	1'44.706 1'45.049	24	0.343
22	15 A. MEDINA MAYO	ESP	Yamaha YZF R1	26.701 0.045	14.596 0.058	30.201 0.065	33.272	1'44.770 1'44.938	23	0.168
23	32 M. MOSER	GER	Kawasaki ZX-10RR	26.813 0.050	14.768 0.024	30.081 0.029	33.168	1'44.830 1'44.933	22	0.103
24	51 E. VIONNET	SUI	BMW S 1000 RR	26.788	14.704 0.067	30.177 0.024	33.298 0.023	1'44.967 1'45.081	25	0.114
25	34 X. PINSACH	ESP	Kawasaki ZX-10RR	26.859	14.693 0.049	30.198 0.079	33.346	1'45.096 1'45.224	26	0.128
26	90 T. FINSTERBUSCH	GER	Kawasaki ZX-10RR	26.784	14.758	30.428	33.363 0.046	1'45.333 1'45.379	27	0.046
27	68 G. SCOTT	AUS	Kawasaki ZX-10RR	27.158 0.094	14.610	30.415	33.291 0.008	1'45.474 1'45.576	28	0.102
28	91 E. KUPARINEN	FIN	Kawasaki ZX-10RR	27.065 0.123	14.630	30.588 0.023	33.387 0.007	1'45.670 1'45.823	30	0.153
29	94 N. URAMOTO	JPN	Suzuki GSX-R1000	27.089	14.729	30.685 0.026	33.186 0.062	1'45.689 1'45.777	29	0.088
30	46 M. CUDEVILLE	FRA	Kawasaki ZX-10RR	27.035	14.866	30.758 0.046	33.690 0.233	1'46.349 1'46.628	32	0.279
31	81 A. BERNARDI	ITA	Yamaha YZF R1	27.323	14.787	30.660 0.065	33.746	1'46.516 1'46.581	31	0.065

20/10/2017

These data/results cannot be reproduced, stored and/or transmitted in whole or in part by any manner of electronic, mechanical, photocopying, recording, broadcasting or otherwise now known or herein after developed without the previous express consent by the copyright owner, except for reproduction in daily press and regular printed publications on sale to the public within 60 days of the event related to those data/results and always provided that copyright symbol appears together as follows below.

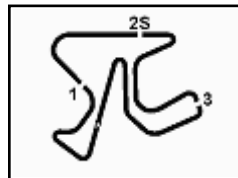
© DORNA WSBK ORGANIZATION Srl 2017

PIRELLI PERUGIA TIMING


Official Tyre Supplier



Official Timekeeper



Spanish Round, 20-21-22 October 2017

Superstock 1000 - Ideal Times Free Practice 2nd Session

Jerez 4.423 m

2 / 2

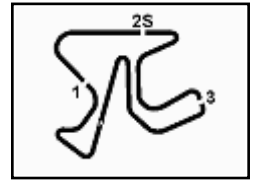
Rider No.	Nat	Bike	Seg. 1 Diff. 1	Seg. 2 Diff. 2	Seg. 3 Diff. 3	Seg. 4 Diff. 4	Ideal Time			
							Best Lap	Pos.	Diff.	
32	59 A. SCHACHT	DEN	Ducati Panigale R	27.025 1.429	15.134 0.397	30.856 0.488	33.795 0.432	1'46.810 1'49.556	35	2.746
33	61 A. TERZIANI	ITA	Yamaha YZF R1	27.569	15.092 0.017	30.980 0.356	34.552 0.021	1'48.193 1'48.587	34	0.394
34	17 L. DE ULACIA	ESP	Kawasaki ZX-10RR	27.457	15.053	31.382 0.108	34.337 0.053	1'48.229 1'48.390	33	0.161
Overall Ideal Time				26.125	14.329	29.263	32.417	1'42.134		

20/10/2017
 These data/results cannot be reproduced, stored and/or transmitted in whole or in part by any manner of electronic, mechanical, photocopying, recording, broadcasting or otherwise now known or herein after developed without the previous express consent by the copyright owner, except for reproduction in daily press and regular printed publications on sale to the public within 60 days of the event related to those data/results and always provided that copyright symbol appears together as follows below.
 © DORNA WSBK ORGANIZATION Srl 2017





3.5
STK1000
120/09



Spanish Round, 20-21-22 October 2017

Superstock 1000 - Chronological Analysis Free Practice 2nd Session

Jerez 4.423 m

1 / 5

1° 2 R. TAMBURINI (1'42.319)							
Lap	Seg.1	Seg.2	Seg.3	Seg.4	Lap Time	km/h	Local Time
1	39.213	18.028	33.192	40.103	2'10.536P		13:45'41.943
2	32.918	17.548	34.349	35.599	2'00.414	207,3	13:47'52.479
3	26.528	14.599	29.750	33.216	1'44.093	261,5	13:51'36.986
4	26.238	14.596	29.777	32.858	1'43.469	264,6	13:53'20.455
5	26.379	14.635	29.691	32.948	1'43.653	262,1	13:55'04.108
6	26.463	14.631	29.806	32.955	1'43.855	261,5	13:56'47.963
7	26.398	14.568	29.795	33.062	1'43.823	263,4	13:58'31.786
8	26.645	14.623	29.860	32.947	1'44.075	261,5	14:00'15.861
9	26.533	14.605	29.872	33.066	1'44.076	264,0	14:01'59.337
10	29.891	15.284	32.942	6'20.936	7'39.053P	255,5	14:09'38.990
11	37.992	14.904	31.450	33.543	1'57.889P	254,3	14:11'36.879
12	26.126	14.329	29.263	32.601	1'42.319	265,3	14:13'19.198
13	26.125	14.431	29.548	32.733	1'42.837	268,5	14:15'02.035

2° 21 F. MARINO (1'42.618)							
Lap	Seg.1	Seg.2	Seg.3	Seg.4	Lap Time	km/h	Local Time
1	30.442	14.996	30.499	33.143	1'49.080P	259,7	13:45'02.355
2	26.635	14.714	29.882	32.998	1'44.229	260,3	13:48'35.664
3	26.421	14.653	29.938	32.953	1'43.965	264,0	13:50'19.629
4	26.585	14.769	29.941	33.130	1'44.425	259,7	13:52'04.054
5	29.055	14.712	30.130	6'23.044	7'36.941P	262,1	13:59'40.995
6	34.290	17.155	30.572	33.375	1'55.392P	251,4	14:01'36.387
7	26.482	14.605	29.892	32.807	1'43.786	264,0	14:03'20.173
8	26.435	14.683	29.848	33.009	1'43.975	262,7	14:05'04.148
9	28.013	15.346	30.893	4'16.256	5'30.508P	259,1	14:10'34.656
10	31.269	14.735	30.606	33.218	1'49.828P	260,3	14:12'24.484
11	26.319	14.444	29.438	32.417	1'42.618	264,0	14:14'07.102
12	26.233	14.456	29.627	32.689	1'43.005	264,6	14:15'50.107

3° 55 I. MYKHALCHYK (1'42.951)							
Lap	Seg.1	Seg.2	Seg.3	Seg.4	Lap Time	km/h	Local Time
1	42.682	16.498	32.610	38.708	2'10.498P	240,5	13:45'31.400
2	27.822	14.843	30.675	33.632	1'46.972	259,7	13:47'41.898
3	27.372	14.986	31.021	33.837	1'47.216	259,1	13:51'16.086
4	27.138	14.859	30.466	33.311	1'45.774	257,3	13:53'01.860
5	26.984	14.856	30.264	33.323	1'45.427	259,1	13:54'47.287
6	26.960	14.911	30.391	33.318	1'45.580	257,3	13:56'32.867
7	27.112	14.878	30.345	33.139	1'45.474	259,1	13:58'18.341
8	26.959	14.803	30.197	33.267	1'45.226	256,1	14:00'03.567
9	27.993	15.012	30.750	5'05.565	6'19.320P	253,2	14:06'22.887
10	39.969	16.484	34.443	38.366	2'09.262P	202,7	14:08'32.149
11	26.734	14.600	29.760	32.510	1'43.604	260,9	14:10'15.753
12	26.189	14.570	29.628	32.564	1'42.951	260,9	14:11'58.704
13	29.417	14.973	30.240	33.067	1'47.697	262,7	14:13'46.401
14	26.846	14.678	29.692	32.925	1'44.141	261,5	14:15'30.542

4° 5 M. FACCANI (1'42.989)							
Lap	Seg.1	Seg.2	Seg.3	Seg.4	Lap Time	km/h	Local Time
1	34.436	15.671	32.660	34.162	1'56.929P	257,9	13:46'37.539
2	27.327	14.904	30.718	33.404	1'46.353	262,7	13:50'20.821
3	26.997	14.864	30.131	33.129	1'45.121	264,0	13:52'05.942
4	26.779	14.804	30.026	33.141	1'44.750	262,1	13:53'50.692
5	26.727	14.769	29.828	33.436	1'44.760	262,7	13:55'35.452
6	28.429	15.446	31.284	9'10.693	10'25.852P	256,7	14:06'01.304
7	32.417	15.269	31.458	34.144	1'53.288P	257,3	14:07'54.592
8	26.364	14.663	30.180	32.993	1'44.200	265,3	14:09'38.792
9	26.333	14.511	29.579	32.566	1'42.989	265,9	14:11'21.781
10	28.868	15.301	30.339	2'05.259	3'19.767P	259,7	14:14'41.548

5° 11 J. GUARNONI (1'43.141)							
Lap	Seg.1	Seg.2	Seg.3	Seg.4	Lap Time	km/h	Local Time
1	35.322	15.981	31.649	34.110	1'57.062P	230,5	13:46'23.577
2	26.809	14.928	29.932	33.375	1'45.044	259,1	13:50'05.683
3	26.751	17.099	30.921	34.115	1'48.886	178,3	13:51'54.569
4	26.645	14.745	29.733	33.363	1'44.486	261,5	13:53'39.055
5	26.610	14.786	29.771	33.224	1'44.391	260,9	13:55'23.446
6	26.598	14.618	29.671	33.150	1'44.037	260,9	13:57'07.483
7	30.370	16.160	31.781	9'59.131	11'17.442P	239,5	14:08'24.925
8	36.482	15.924	35.559	36.382	2'04.347P	254,3	14:10'29.272
9	26.347	14.564	29.322	32.908	1'43.141	262,7	14:12'12.413
10	26.345	14.566	29.595	33.213	1'43.719	264,0	14:13'56.132
11	26.363	14.525	29.483	32.813	1'43.184	265,9	14:15'39.316

6° 23 F. SANDI (1'43.141)							
Lap	Seg.1	Seg.2	Seg.3	Seg.4	Lap Time	km/h	Local Time
1	33.595	15.432	31.312	33.452	1'53.791P	248,6	13:48'23.396
2	26.714	14.654	30.056	33.133	1'44.557	263,4	13:50'07.953
3	26.693	14.832	29.967	6'27.196	7'38.688P	260,3	13:57'46.641
4	37.199	16.665	32.011	33.412	1'59.287P	233,4	13:59'45.928
5	26.271	14.637	29.593	32.949	1'43.450	258,5	14:01'29.378
6	26.236	14.506	29.642	32.757	1'43.141	264,0	14:03'12.519

7° 28 M. REITERBERGER (1'43.366)							
Lap	Seg.1	Seg.2	Seg.3	Seg.4	Lap Time	km/h	Local Time
1	32.221	15.105	31.162	33.799	1'52.287P	259,7	13:45'02.588
2	27.048	14.793	30.447	33.656	1'45.944	263,4	13:48'40.819
3	27.309	14.891	30.552	33.944	1'46.696	264,0	13:50'27.515
4	26.844	14.797	30.292	33.275	1'45.208	262,7	13:52'12.723
5	26.928	14.664	30.196	33.370	1'45.158	265,9	13:53'57.881
6	29.224	15.889	31.463	5'01.470	6'18.046P	250,9	14:00'15.927
7	33.942	15.196	31.253	33.598	1'53.989P	259,1	14:02'09.916
8	26.719	14.687	29.974	33.192	1'44.572	263,4	14:03'54.488
9	26.642	15.333	31.767	5'30.987	6'44.729P	257,9	14:10'39.217
10	36.249	16.227	31.342	33.157	1'56.975P	242,1	14:12'36.192
11	26.478	14.424	29.543	32.921	1'43.366	267,8	14:14'19.558
12	26.445	14.507	30.526	32.788	1'44.266	267,2	14:16'03.824

8° 41 F. D'ANNUNZIO (1'43.434)							
Lap	Seg.1	Seg.2	Seg.3	Seg.4	Lap Time	km/h	Local Time
1	57.824	17.350	34.032	41.736	2'30.942P		13:45'23.684
2	27.257	14.684	30.313	33.222	1'45.476	260,9	13:49'40.102
3	26.829	14.806	30.258	32.995	1'44.888	260,9	13:51'24.990
4	26.993	14.762	30.354	32.919	1'45.028	262,7	13:53'10.018
5	28.736	14.868	30.609	14'13.770	15'27.983P	260,9	14:08'38.001
6	31.157	14.769	30.318	35.678	1'51.922P	258,5	14:10'29.923
7	26.592	14.488	29.788	32.668	1'43.536	262,1	14:12'13.459
8	26.798	14.399	29.854	32.593	1'43.644	264,0	14:13'57.103
9	26.574	14.482	29.658	32.720	1'43.434	263,4	14:15'40.537

9° 57 M. JONES (1'43.464)							
Lap	Seg.1	Seg.2	Seg.3	Seg.4	Lap Time	km/h	Local Time
1	39.041	15.768	31.788	35.265	2'01.862P	243,2	13:47'41.532
2	27.348	14.847	30.938	33.703	1'46.836	261,5	13:49'28.368
3	27.229	16.626	34.550	6'01.306	7'19.711P	232,0	13:56'48.079
4	35.090	15.176	31.103	33.647	1'55.016P	261,5	13:58'43.095
5	26.938	14.685	30.751	33.464	1'45.838	262,7	14:00'28.933

20/10/2017

P = Pits In/Out - C = Lap-Time Cancelled

These data/results cannot be reproduced, stored and/or transmitted in whole or in part by any manner of electronic, mechanical, photocopying, recording, broadcasting or otherwise now known or herein after developed without the previous express consent by the copyright owner, except for reproduction in daily press and regular printed publications on sale to the public within 60 days of the event related to those data/results and always provided that copyright symbol appears together as follows below.

© DORNA WSBK ORGANIZATION Srl 2017

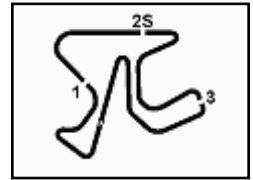
FIKR PERUGIA TIMING



Official Tyre Supplier



Official Timekeeper



Spanish Round, 20-21-22 October 2017

Superstock 1000 - Chronological Analysis Free Practice 2nd Session

Jerez 4.423 m

2 / 5

Lap	Seg.1	Seg.2	Seg.3	Seg.4	Lap Time	km/h	Local Time
6	26.832	14.645	30.467	33.147	1'45.091	263,4	14:02'14.024
7	26.898	14.619	30.450	2'37.090	3'49.057P	260,9	14:06'03.081
8	34.753	14.999	31.770	34.187	1'55.709P	263,4	14:07'58.790
9	26.563	14.536	29.866	32.879	1'43.844	265,3	14:09'42.634
10	26.708	14.427	29.669	32.660	1'43.464	265,9	14:11'26.098
11	26.577	14.482	29.780	32.793	1'43.632	267,8	14:13'09.730
12	26.617	14.468	30.014	32.661	1'43.760	267,8	14:14'53.490
14° 6 E. PUSCEDDU (1'43.806)							
Lap	Seg.1	Seg.2	Seg.3	Seg.4	Lap Time	km/h	Local Time
1	52.427	22.709	38.265	34.294	2'27.695P	240,0	13:45'06.346
2	27.448	14.827	33.263	35.362	1'50.900	257,3	13:49'24.941
3	27.223	14.884	30.459	33.562	1'46.128	254,3	13:51'11.069
4	27.079	14.968	30.476	33.697	1'46.220	251,4	13:52'57.289
5	26.844	14.872	30.177	33.489	1'45.382	255,5	13:54'42.671
6	28.895	15.610	33.377	2'32.138	3'50.020P	234,9	13:58'32.691
7	36.132	15.329	31.642	33.961	1'57.064P	250,3	14:00'29.755
8	26.958	14.736	30.246	33.395	1'45.335	258,5	14:02'15.090
9	26.722	14.708	30.125	33.311	1'44.866	257,3	14:03'59.956
10	27.790	15.953	31.447	3'50.082	5'05.272P	239,5	14:09'05.228
11	41.072	20.122	37.464	33.885	2'12.543P	174,9	14:11'17.771
12	26.712	14.643	29.779	33.038	1'44.172	254,3	14:13'01.943
13	26.426	14.635	29.739	33.006	1'43.806	256,1	14:14'45.749
14	26.586	14.824	32.692	36.508	1'50.610	257,3	14:16'36.359
15° 3 S. SUCHET (1'44.089)							
Lap	Seg.1	Seg.2	Seg.3	Seg.4	Lap Time	km/h	Local Time
1	31.865	15.332	31.315	34.014	1'52.526P	259,7	13:48'00.461
2	27.196	14.827	30.406	33.630	1'46.059	262,7	13:49'46.520
3	26.742	14.951	30.310	33.293	1'45.296	257,3	13:51'31.816
4	26.714	14.785	30.239	33.165	1'44.903	264,6	13:53'16.719
5	26.784	14.764	30.199	6'11.896	7'23.643P	265,9	14:00'40.362
6	32.985	14.839	30.411	33.554	1'51.789P	265,9	14:02'32.151
7	26.577	14.651	30.054	33.125	1'44.407	265,3	14:04'16.558
8	27.046	16.100	32.011	34.622	9'25.532	252,6	14:13'42.090
9	26.663	14.600	29.899	32.927	1'44.089	266,5	14:15'26.179
16° 19 J. PUFFE (1'44.247)							
Lap	Seg.1	Seg.2	Seg.3	Seg.4	Lap Time	km/h	Local Time
1	32.918	15.276	31.355	34.204	1'53.753P	264,6	13:45'03.268
2	27.411	14.870	31.166	33.984	1'47.431	266,5	13:48'44.452
3	27.107	14.824	30.808	33.493	1'46.232	265,3	13:50'30.684
4	27.275	14.836	30.671	33.652	1'46.434	265,3	13:52'17.118
5	27.051	14.877	30.714	33.481	1'46.123	263,4	13:54'03.241
6	27.034	14.781	31.054	33.576	1'46.445	265,9	13:55'49.686
7	27.133	14.764	30.683	33.209	1'45.789	265,3	13:57'35.475
8	28.700	15.223	31.036	5'48.444	7'03.403P	259,7	14:04'38.878
9	32.484	14.740	30.721	33.156	1'51.101P	265,3	14:06'29.979
10	26.759	14.652	30.214	32.990	1'44.615	265,3	14:08'14.594
11	27.769	15.275	30.657	33.466	1'47.167	253,2	14:10'01.761
12	26.590	14.577	30.200	32.880	1'44.247	267,8	14:11'46.008
13	27.529	14.652	30.606	33.084	1'45.871	265,3	14:13'31.879
14	26.920	14.704	30.367	33.038	1'45.029	265,9	14:15'16.908
17° 70 L. VITALI (1'44.555)							
Lap	Seg.1	Seg.2	Seg.3	Seg.4	Lap Time	km/h	Local Time
1	40.847	15.378	34.966	36.445	2'07.636P	257,9	13:47'38.041
2	27.223	14.967	30.731	33.602	1'46.523	256,7	13:49'24.564
3	27.021	17.644	33.292	34.066	1'52.023	214,5	13:51'16.587
4	27.221	14.818	30.446	33.387	1'45.872	261,5	13:53'02.459
5	26.998	14.824	30.563	5'47.806	7'00.191P	263,4	14:00'02.650
6	37.875	15.154	31.743	33.238	1'58.010P	260,9	14:02'00.660
7	26.852	14.911	30.389	33.265	1'45.417	262,7	14:03'46.077
13° 36 F. ALT (1'43.685)							
Lap	Seg.1	Seg.2	Seg.3	Seg.4	Lap Time	km/h	Local Time
1	32.444	15.082	31.042	34.040	1'52.608P	261,5	13:46'55.591
2	27.095	14.964	30.288	33.153	1'45.500	262,1	13:48'41.091
3	27.204	14.795	30.246	32.970	1'45.215	268,5	13:50'26.306
4	28.802	14.949	30.606	33.065	1'47.422	260,9	13:52'13.728
5	26.926	14.910	30.351	32.952	1'45.139	267,2	13:53'58.867
12° 12 M. RINALDI (1'43.664)							
Lap	Seg.1	Seg.2	Seg.3	Seg.4	Lap Time	km/h	Local Time
1	32.320	15.737	30.848	33.550	1'52.455P	249,7	13:48'04.779
2	26.650	14.731	30.017	33.413	1'44.811	262,1	13:49'49.590
3	26.625	14.854	30.107	33.300	1'44.886	261,5	13:51'34.476
4	28.157	15.341	30.559	6'49.749	8'03.806P	265,3	13:59'38.282
5	33.812	16.755	30.608	33.397	1'54.572P	250,9	14:01'32.854
6	26.457	14.800	29.924	33.007	1'44.188	257,3	14:03'17.042
7	26.302	14.598	29.721	33.043	1'43.664	262,7	14:05'00.706
8	26.282	14.693	29.581	33.162	1'43.718	262,1	14:06'44.424
9	26.294	14.658	29.811	34.839	1'45.602	264,6	14:08'30.026
10	26.412	14.639	29.674	33.245	1'43.970	263,4	14:10'13.996
11	26.439	16.412	33.698	2'15.176	3'31.725P	204,6	14:13'45.721
12	32.318	15.372	30.169	33.202	1'51.061P	257,9	14:15'36.782
11° 71 M. SCHEIB (1'43.532)							
Lap	Seg.1	Seg.2	Seg.3	Seg.4	Lap Time	km/h	Local Time
1	41.457	15.467	32.291	34.208	2'03.423P	256,7	13:45'50.555
2	27.176	14.853	30.353	33.356	1'45.738	260,3	13:49'39.716
3	26.694	14.849	30.035	33.216	1'44.794	259,7	13:51'24.510
4	26.791	14.925	30.079	32.970	1'44.765	256,7	13:53'09.275
5	28.951	14.945	30.463	7'11.503	8'25.862P	259,7	14:01'35.137
6	31.735	14.850	30.560	33.150	1'50.295P	263,4	14:03'25.432
7	26.567	14.605	29.677	32.792	1'43.641	262,1	14:05'09.073
8	26.383	14.572	29.682	32.895	1'43.532	263,4	14:06'52.605
9	26.436	14.655	29.961	32.948	1'44.000	264,0	14:08'36.605
10	30.176	15.088	30.549	1'45.999	3'01.812P	262,7	14:11'38.417
11	41.628	15.820	31.921	33.932	2'03.301P	252,6	14:13'41.718
12	26.739	14.646	29.916	33.074	1'44.375	264,6	14:15'26.093
10° 54 T. RAZGATLIOGLU (1'43.498)							
Lap	Seg.1	Seg.2	Seg.3	Seg.4	Lap Time	km/h	Local Time
1	37.745	15.829	32.747	35.270	2'01.591P	253,2	13:48'33.525
2	29.791	15.102	31.810	33.924	1'50.627	253,7	13:50'24.152
3	27.456	14.922	30.592	33.396	1'46.366	262,7	13:52'10.518
4	26.905	14.765	30.377	5'53.194	7'05.241P	264,0	13:59'15.759
5	35.388	15.699	30.989	35.600	1'57.676P	254,3	14:01'13.435
6	26.748	14.694	29.995	32.722	1'44.159	262,1	14:02'57.594
7	26.379	14.601	29.894	32.624	1'43.498	263,4	14:04'41.092
8	26.492	14.556	29.754	32.842	1'43.644	265,3	14:06'24.736
9	26.733	14.577	29.858	32.744	1'43.912	265,9	14:08'08.648
10	28.578	15.952	31.877	2'27.241	3'43.648P	235,4	14:11'52.296
11	34.968	15.167	30.596	33.080	1'53.811P	258,5	14:13'46.107
12	26.916	14.564	29.816	32.954	1'44.250	267,2	14:15'30.357

20/10/2017

P = Pits In/Out - C = Lap-Time Cancelled

These data/results cannot be reproduced, stored and/or transmitted in whole or in part by any manner of electronic, mechanical, photocopying, recording, broadcasting or otherwise now known or herein after developed without the previous express consent by the copyright owner, except for reproduction in daily press and regular printed publications on sale to the public within 60 days of the event related to those data/results and always provided that copyright symbol appears together as follows below.

© DORNA WSBK ORGANIZATION Srl 2017

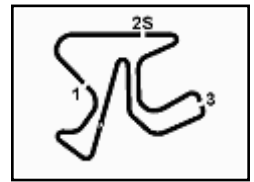
PIRELLI PERUGIA TIMING



Official Tyre Supplier



Official Timekeeper



Spanish Round, 20-21-22 October 2017

Superstock 1000 - Chronological Analysis Free Practice 2nd Session

Jerez 4.423 m

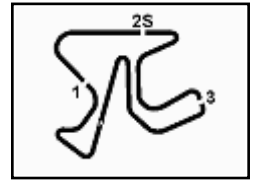
3 / 5

8	26.672	14.741	30.310	33.284	1'45.007	259,7	14:05'31.084	6	28.850	15.142	31.167	5'16.881	6'32.040P	250,3	14:01'24.805
9	33.485	16.387	32.254	2'37.639	3'59.765P	240,0	14:09'30.849	7	39.942	17.553	31.316	33.935	2'02.746P	253,2	14:03'27.551
10	30.492	14.745	30.383	36.004	1'51.624P	263,4	14:11'22.473	8	27.526	14.886	30.474	33.743	1'46.629	260,9	14:05'14.180
11	26.906	14.646	30.319	33.814	1'45.685	261,5	14:13'08.158	9	26.813	14.834	30.081	33.330	1'45.058	252,0	14:06'59.238
12	26.871	14.714	30.252	33.239	1'45.076	264,0	14:14'53.234	10	26.863	14.792	30.110	33.168	1'44.933	254,3	14:08'44.171
13	26.704	14.608	30.007	33.236	1'44.555	264,0	14:16'37.789	11	27.399	14.973	30.674	1'53.896	3'06.942P	254,9	14:11'51.113
18° 16 G. RUIU (1'44.618)								22° 15 A. MEDINA MAYO (1'44.938)							
Lap	Seg.1	Seg.2	Seg.3	Seg.4	Lap Time	km/h	Local Time	Lap	Seg.1	Seg.2	Seg.3	Seg.4	Lap Time	km/h	Local Time
1	38.367	16.818	31.578	34.120	2'00.883P	249,2	13:47'15.227	1	36.601	15.527	32.438	34.642	1'59.208P	253,7	13:47'31.481
2	27.603	14.860	31.122	6'30.327	7'43.912P	259,1	13:54'59.139	2	27.385	14.863	30.864	33.835	1'46.947	259,1	13:49'18.428
3	33.565	14.950	30.934	33.800	1'53.249P	253,7	13:56'52.388	3	27.047	14.865	30.521	33.494	1'45.927	259,1	13:51'04.355
4	27.186	14.890	30.757	33.563	1'46.396	256,7	13:58'38.784	4	26.805	14.799	30.425	33.493	1'45.522	259,7	13:52'49.877
5	27.405	15.002	30.770	2'44.426	3'57.603P	254,3	14:02'36.387	5	27.235	15.030	31.491	3'33.696	4'47.452P	259,7	13:57'37.329
6	35.590	16.107	32.227	33.324	1'57.248P	243,7	14:04'33.635	6	38.712	15.266	34.929	34.252	2'03.159P	259,1	13:59'40.488
7	26.747	14.790	30.059	33.367	1'44.963	256,1	14:06'18.598	7	26.984	14.809	30.516	33.529	1'45.838	256,7	14:01'26.326
8	26.718	14.634	33.901	35.047	1'50.300	260,3	14:08'08.898	8	26.737	14.646	30.294	33.379	1'45.056	260,3	14:03'11.382
9	26.850	14.653	35.108	34.422	1'51.033C	257,9	14:09'59.931	9	26.746	14.654	30.266	33.272	1'44.938	258,5	14:04'56.320
10	26.748	14.700	30.130	33.104	1'44.682	254,9	14:11'44.613	10	27.316	15.100	31.394	2'39.164	3'52.974P	261,5	14:08'49.294
11	30.559	16.539	34.413	35.790	1'57.301	245,9	14:13'41.914	11	36.987	15.195	30.862	33.761	1'56.805P	261,5	14:10'46.099
12	26.743	14.659	30.215	33.001	1'44.618	259,1	14:15'26.532	12	26.852	14.683	30.246	33.588	1'45.369	264,6	14:12'31.468
19° 7 M. FRITZ (1'44.757)								23° 9 A. MANTOVANI (1'45.049)							
Lap	Seg.1	Seg.2	Seg.3	Seg.4	Lap Time	km/h	Local Time	Lap	Seg.1	Seg.2	Seg.3	Seg.4	Lap Time	km/h	Local Time
1	34.999	15.313	31.432	34.114	1'55.858P	258,5	13:47'33.341	1	39.606	22.651	33.985	34.650	2'10.892P	171,4	13:47'40.339
2	27.217	14.795	30.145	33.481	1'45.638	261,5	13:49'18.979	2	27.538	14.952	31.429	34.051	1'47.970	258,5	13:49'28.309
3	27.031	14.807	30.544	33.473	1'45.855	264,0	13:51'04.834	3	27.538	14.962	31.199	34.071	1'47.770	257,3	13:51'16.079
4	26.840	14.810	30.322	33.382	1'45.354	264,0	13:52'50.188	4	30.005	16.050	32.253	6'08.071	7'26.379P	257,3	13:58'42.458
5	29.438	15.330	31.826	6'46.232	8'02.826P	258,5	14:00'53.014	5	38.947	17.718	32.738	33.407	2'02.810P	191,2	14:00'45.268
6	35.098	15.246	30.986	33.907	1'55.237P	258,5	14:02'48.251	6	27.035	14.695	30.684	33.097	1'45.511	260,3	14:02'30.779
7	26.968	14.761	30.102	33.330	1'45.161	262,1	14:04'33.412	7	26.878	14.804	30.582	33.045	1'45.309	260,3	14:04'16.088
8	26.861	14.742	29.974	33.419	1'44.996	262,7	14:06'18.408	8	26.945	14.741	30.579	33.270	1'45.535	258,5	14:06'01.623
9	26.693	14.672	30.103	33.289	1'44.757	264,0	14:08'03.165	9	26.831	14.658	30.425	33.135	1'45.049	260,9	14:07'46.672
10	30.168	16.681	32.416	5'13.172	6'32.437P	217,8	14:14'35.602	10	26.909	14.659	30.524	32.976	1'45.068	262,7	14:09'31.740
11	34.656	15.230	32.184	34.107	1'56.177P	259,1	14:16'31.779	11	26.731	14.717	30.606	33.152	1'45.206	261,5	14:11'16.946
20° 77 W. TESSELS (1'44.814)								24° 51 E. VIONNET (1'45.081)							
Lap	Seg.1	Seg.2	Seg.3	Seg.4	Lap Time	km/h	Local Time	Lap	Seg.1	Seg.2	Seg.3	Seg.4	Lap Time	km/h	Local Time
1	33.633	15.377	31.429	33.985	1'54.424P	252,6	13:47'09.488	1	34.529	15.425	31.792	34.461	1'56.207P	257,9	13:46'59.190
2	27.629	15.050	31.011	34.120	1'47.810	257,3	13:48'57.298	2	27.752	15.217	31.386	34.340	1'48.695	257,3	13:48'47.885
3	27.299	15.038	30.691	33.856	1'46.884	256,1	13:50'44.182	3	27.507	15.293	31.273	34.194	1'48.267	253,2	13:50'36.152
4	27.494	15.003	30.614	33.678	1'46.789	256,7	13:52'30.971	4	27.406	15.224	30.958	34.455	1'48.043	258,5	13:52'24.195
5	27.211	15.156	31.089	33.596	1'47.052	256,7	13:54'18.023	5	27.580	14.975	31.397	34.113	1'48.065	260,3	13:54'12.260
6	27.191	15.037	30.487	33.554	1'46.269	256,1	13:56'04.292	6	27.567	15.191	30.778	34.142	1'47.678	256,7	13:55'59.938
7	27.332	14.950	30.377	33.439	1'46.098	256,7	13:57'50.390	7	27.563	15.025	31.991	5'34.156	6'48.735P	257,9	14:02'48.673
8	27.866	15.044	31.107	5'38.299	6'52.316P	249,2	14:04'42.706	8	38.189	15.990	34.579	34.581	2'03.339P	248,1	14:04'52.012
9	30.863	14.983	30.484	33.435	1'49.765P	256,7	14:06'32.471	9	27.185	14.863	30.421	33.532	1'46.001	259,7	14:06'38.013
10	27.073	14.826	30.161	33.269	1'45.329	259,7	14:08'17.800	10	27.264	14.818	30.817	33.298	1'46.197	260,3	14:08'24.210
11	26.874	14.804	30.013	33.123	1'44.814	259,7	14:10'02.614	11	26.788	14.771	30.201	33.321	1'45.081	260,3	14:10'09.291
12	27.000	14.770	30.056	33.147	1'44.973	260,9	14:11'47.587	12	26.931	14.799	30.303	33.621	1'45.654	258,5	14:11'54.945
13	27.072	14.770	30.166	33.194	1'45.202	259,1	14:13'32.789	13	27.156	14.836	31.049	34.466	1'47.507	259,7	14:13'42.452
14	27.118	14.696	30.010	33.116	1'44.940	261,5	14:15'17.729	14	26.960	14.704	30.177	33.678	1'45.519	262,7	14:15'27.971
21° 32 M. MOSER (1'44.933)								25° 34 X. PINSACH (1'45.224)							
Lap	Seg.1	Seg.2	Seg.3	Seg.4	Lap Time	km/h	Local Time	Lap	Seg.1	Seg.2	Seg.3	Seg.4	Lap Time	km/h	Local Time
1	36.122	15.508	31.928	35.256	1'58.814P	246,9	13:47'44.787	1	36.122	15.508	31.928	35.256	1'58.814P	246,9	13:47'44.787
2	27.446	15.061	31.088	33.952	1'47.547	253,2	13:49'32.334	2	27.446	15.061	31.088	33.952	1'47.547	253,2	13:49'32.334
3	27.213	15.127	30.799	33.915	1'47.054	252,6	13:51'19.388	3	27.213	15.127	30.799	33.915	1'47.054	252,6	13:51'19.388
4	27.139	15.120	30.591	33.755	1'46.605	250,9	13:53'05.993	4	27.139	15.120	30.591	33.755	1'46.605	250,9	13:53'05.993
5	27.225	15.088	30.727	33.732	1'46.772	252,6	13:54'52.765	5	27.225	15.088	30.727	33.732	1'46.772	252,6	13:54'52.765

20/10/2017 P = Pits In/Out - C = Lap-Time Cancelled

These data/results cannot be reproduced, stored and/or transmitted in whole or in part by any manner of electronic, mechanical, photocopying, recording, broadcasting or otherwise now known or herein after developed without the previous express consent by the copyright owner, except for reproduction in daily press and regular printed publications on sale to the public within 60 days of the event related to those data/results and always provided that copyright symbol appears together as follows below.

© DORNA WSBK ORGANIZATION Srl 2017



Spanish Round, 20-21-22 October 2017

Superstock 1000 - Chronological Analysis Free Practice 2nd Session

Jerez 4.423 m

4 / 5

Lap	Seg.1	Seg.2	Seg.3	Seg.4	Lap Time	km/h	Local Time
1	32.513	15.033	31.165	34.286	1'52.997P	261,5	13:46'57.741
2	27.515	14.879	30.708	34.029	1'47.131	262,7	13:48'44.872
3	27.325	15.144	30.983	33.870	1'47.322	258,5	13:50'32.194
4	27.476	15.043	30.841	34.031	1'47.391	258,5	13:52'19.585
5	27.399	15.095	30.928	33.801	1'47.223	256,1	13:54'06.808
6	27.506	15.226	32.486	7'08.918	8'24.136P	257,9	14:02'30.944
7	33.420	15.028	30.744	33.814	1'53.006P	254,9	14:04'23.950
8	26.932	14.783	30.416	33.420	1'45.551	257,3	14:06'09.501
9	26.991	14.758	30.198	33.687	1'45.634	260,9	14:07'55.135
10	26.877	14.746	30.205	33.412	1'45.240	261,5	14:09'40.375
11	26.882	14.693	30.207	33.457	1'45.239	262,7	14:11'25.614
12	27.696	14.829	30.617	33.778	1'46.920	262,7	14:13'12.534
13	26.859	14.742	30.277	33.346	1'45.224	262,7	14:14'57.758
26° 90 T. FINSTERBUSCH (1'45.379)							
Lap	Seg.1	Seg.2	Seg.3	Seg.4	Lap Time	km/h	Local Time
1	48.123	15.427	31.999	34.500	2'10.049P	256,7	13:47'13.032
2	27.783	14.973	31.411	33.923	1'48.090	259,1	13:49'01.122
3	27.233	14.816	31.033	33.992	1'47.074	262,7	13:50'48.196
4	27.090	14.938	30.789	33.850	1'46.667	260,3	13:52'34.863
5	26.984	14.881	30.888	33.837	1'46.590	258,5	13:54'21.453
6	28.411	15.442	32.016	4'23.893	5'39.762P	252,0	14:00'01.215
7	33.347	15.059	31.288	34.043	1'53.737P	256,1	14:01'54.952
8	27.185	14.897	30.795	33.633	1'46.510	257,9	14:03'41.462
9	26.904	14.834	30.698	33.596	1'46.032	256,7	14:05'27.494
10	28.493	15.137	32.383	2'31.303	3'47.316P	253,7	14:09'14.810
11	35.360	15.239	31.223	33.826	1'55.648P	259,1	14:11'10.458
12	26.981	14.843	30.546	33.363	1'45.733	259,1	14:12'56.191
13	26.784	14.758	30.428	33.409	1'45.379	260,9	14:14'41.570
27° 68 G. SCOTT (1'45.576)							
Lap	Seg.1	Seg.2	Seg.3	Seg.4	Lap Time	km/h	Local Time
1	37.097	15.344	31.985	34.091	1'58.517P	257,9	13:47'03.261
2	27.470	14.942	30.841	33.565	1'46.818	259,7	13:48'50.079
3	27.262	14.887	30.825	33.704	1'46.678	260,3	13:50'36.757
4	27.256	14.919	31.136	33.951	1'47.262	264,0	13:52'24.019
5	27.293	14.808	30.850	33.576	1'46.527	261,5	13:54'10.546
6	27.238	14.855	30.493	33.546	1'46.132	260,9	13:55'56.678
7	27.229	15.194	30.627	2'49.198	4'02.248P	261,5	13:59'58.926
8	33.944	15.158	31.475	33.672	1'54.249P	255,5	14:01'53.175
9	27.389	14.917	30.784	33.568	1'46.658	257,3	14:03'39.833
10	27.188	14.823	30.429	33.564	1'46.004	260,3	14:05'25.837
11	27.158	14.802	30.465	33.291	1'45.716	261,5	14:07'11.553
12	27.378	14.791	30.493	33.365	1'46.027	264,0	14:08'57.580
13	27.306	14.724	33.156	33.739	1'48.925	265,3	14:10'46.505
14	27.207	14.755	30.608	33.422	1'45.992	264,6	14:12'32.497
15	27.252	14.610	30.415	33.299	1'45.576	264,0	14:14'18.073
16	27.749	14.660	31.023	33.698	1'47.130	266,5	14:16'05.203
28° 94 N. URAMOTO (1'45.777)							
Lap	Seg.1	Seg.2	Seg.3	Seg.4	Lap Time	km/h	Local Time
1	33.191	15.443	32.001	34.009	1'54.644P	260,9	13:47'04.253
2	29.405	14.985	31.608	34.055	1'50.053	261,5	13:48'54.306
3	27.919	15.023	31.318	33.957	1'48.217	256,7	13:50'42.523
4	27.614	15.086	31.350	33.949	1'47.999	255,5	13:52'30.522
5	27.588	15.084	31.624	34.016	1'48.312	255,5	13:54'18.834
6	29.000	15.094	31.774	34.225	1'50.093	257,3	13:56'08.927
7	27.802	15.022	31.597	7'49.425	9'03.846P	260,3	14:05'12.773
8	37.115	15.186	31.404	33.737	1'57.442P	259,7	14:07'10.215
9	27.216	15.049	30.685	33.506	1'46.456	253,7	14:08'56.671
10	27.089	14.729	30.711	33.248	1'45.777	261,5	14:10'42.448
29° 91 E. KUPARINEN (1'45.823)							
Lap	Seg.1	Seg.2	Seg.3	Seg.4	Lap Time	km/h	Local Time
1	34.703	15.375	32.145	33.974	1'56.197P	261,5	13:47'03.652
2	27.664	14.989	30.936	33.391	1'46.980	257,9	13:48'50.632
3	27.471	15.088	31.003	33.661	1'47.223	261,5	13:50'37.855
4	27.286	14.928	30.588	33.668	1'46.470	261,5	13:52'24.325
5	27.570	14.910	30.640	33.808	1'46.928	264,0	13:54'11.253
6	30.054	15.825	32.477	7'46.538	9'04.894P	242,6	14:03'16.147
7	41.235	15.224	32.853	34.019	2'03.331P	254,9	14:05'19.478
8	30.583	15.207	31.338	33.871	1'50.999	260,3	14:07'10.477
9	27.401	14.882	30.730	33.387	1'46.400	264,0	14:08'56.877
10	27.065	14.633	31.031	33.602	1'46.331	265,9	14:10'43.208
11	27.188	14.630	30.611	33.394	1'45.823	265,3	14:12'29.031
12	27.165	14.834	31.521	37.085	1'50.605	261,5	14:14'19.636
13	27.631	14.811	30.773	33.659	1'46.874	264,0	14:16'06.510
30° 81 A. BERNARDI (1'46.581)							
Lap	Seg.1	Seg.2	Seg.3	Seg.4	Lap Time	km/h	Local Time
1	34.715	15.871	34.340	34.561	1'59.487P	229,6	13:47'05.331
2	28.073	15.125	31.957	34.815	1'49.970	250,3	13:48'55.301
3	28.006	15.106	31.490	34.249	1'48.851	252,6	13:50'44.152
4	28.020	15.389	32.038	9'37.572	10'53.019P	252,6	14:01'37.171
5	34.093	15.337	32.655	34.497	1'56.582P	252,6	14:03'33.753
6	27.692	14.842	31.201	33.969	1'47.704	253,7	14:05'21.457
7	27.536	14.949	31.007	33.893	1'47.385	253,7	14:07'08.842
8	27.508	14.822	30.660	33.746	1'46.736	255,5	14:08'55.578
9	27.330	14.827	30.713	33.785	1'46.655	253,7	14:10'42.233
10	27.323	14.787	30.725	33.746	1'46.581	254,3	14:12'28.814
31° 46 M. CUDEVILLE (1'46.628)							
Lap	Seg.1	Seg.2	Seg.3	Seg.4	Lap Time	km/h	Local Time
1	34.412	15.712	32.871	34.892	1'57.887P	254,3	13:47'13.632
2	27.967	15.051	31.429	34.484	1'48.931	256,7	13:49'02.563
3	27.674	15.077	31.598	34.649	1'48.998	255,5	13:50'51.561
4	27.715	15.055	31.111	34.106	1'47.987	255,5	13:52'39.548
5	27.578	15.049	31.607	5'12.549	6'26.783P	259,1	13:59'06.331
6	39.828	15.654	32.599	40.256	2'08.337P	249,7	14:01'14.668
7	27.549	14.869	30.758	33.772	1'46.948	255,5	14:03'01.616
8	27.035	14.866	30.804	33.923	1'46.628	257,3	14:04'48.244
9	27.194	14.883	30.963	33.690	1'46.730	257,9	14:06'34.974
10	31.728	15.485	32.157	3'00.742	4'20.112P	254,9	14:10'55.086
11	36.963	15.809	35.785	34.337	2'02.894P	244,8	14:12'57.980
12	27.101	14.915	30.899	33.765	1'46.680	255,5	14:14'44.660
32° 17 L. DE ULACIA (1'48.390)							
Lap	Seg.1	Seg.2	Seg.3	Seg.4	Lap Time	km/h	Local Time
1	36.307	16.116	32.747	35.496	2'00.666P	252,6	13:47'08.610
2	28.640	15.343	31.518	34.691	1'50.192	255,5	13:48'58.802
3	28.011	15.105	31.886	34.620	1'49.622	256,7	13:50'48.424
4	27.929	15.288	31.521	34.840	1'49.578	250,9	13:52'38.002
5	28.026	15.240	31.888	34.877	1'50.031	253,7	13:54'28.033
6	27.911	15.324	31.872	3'52.014	5'07.121P	253,2	13:59'35.154
7	40.516	17.021	31.608	34.551	2'03.696P	242,6	14:01'38.850
8	27.488	15.301	31.436	34.337	1'48.562	251,4	14:03'27.412
9	27.457	15.053	31.490	34.390	1'48.390	253,2	14:05'15.802
10	27.660	15.132	31.604	34.590	1'48.986	249,7	14:07'04.788

20/10/2017

P = Pits In/Out - C = Lap-Time Cancelled

These data/results cannot be reproduced, stored and/or transmitted in whole or in part by any manner of electronic, mechanical, photocopying, recording, broadcasting or otherwise now known or herein after developed without the previous express consent by the copyright owner, except for reproduction in daily press and regular printed publications on sale to the public within 60 days of the event related to those data/results and always provided that copyright symbol appears together as follows below.

© DORNA WSBK ORGANIZATION Srl 2017

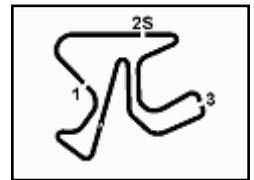
PIRELLI PERUGIA TIMING



Official Tyre Supplier



Official Timekeeper



Spanish Round, 20-21-22 October 2017

Superstock 1000 - Chronological Analysis Free Practice 2nd Session

11	27.786	15.313	31.721	2'45.937	4'00.757P	254,9	14:11'05.545
12	41.637	15.214	31.732	34.541	2'03.124P	252,0	14:13'08.669
13	27.669	15.244	31.382	34.396	1'48.691	253,7	14:14'57.360
14	27.486	15.106	31.507	34.416	1'48.515	251,4	14:16'45.875

33° 61 A. TERZIANI (1'48.587)

Lap	Seg.1	Seg.2	Seg.3	Seg.4	Lap Time	km/h	Local Time
							13:45'04.744
1	37.242	16.751	32.524	35.425	2'01.942P	253,2	13:47'06.686
2	28.509	15.370	31.358	35.289	1'50.526	257,9	13:48'57.212
3	28.193	15.308	31.188	34.653	1'49.342	256,7	13:50'46.554
4	30.340	15.196	31.729	34.843	1'52.108	260,3	13:52'38.662
5	28.124	15.151	31.407	34.947	1'49.629	254,9	13:54'28.291
6	28.074	15.187	32.332	35.149	1'50.742	257,9	13:56'19.033
7	28.180	15.189	31.064	34.962	1'49.395	254,9	13:58'08.428
8	28.039	15.388	31.468	3'22.805	4'37.700P	256,1	14:02'46.128
9	40.095	18.582	32.898	36.259	2'07.834P	254,9	14:04'53.962
10	28.359	15.358	31.555	35.946	1'51.218	256,7	14:06'45.180
11	28.094	15.186	31.227	34.799	1'49.306	256,7	14:08'34.486
12	27.569	15.109	31.336	34.573	1'48.587	256,1	14:10'23.073
13	27.967	15.127	30.980	35.225	1'49.299	258,5	14:12'12.372
14	27.854	15.092	31.213	34.552	1'48.711	258,5	14:14'01.083

34° 59 A. SCHACHT (1'49.556)

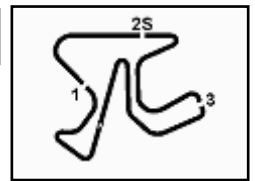
Lap	Seg.1	Seg.2	Seg.3	Seg.4	Lap Time	km/h	Local Time
							13:46'10.740
1	31.674	15.528	32.587	36.369	1'56.158P	249,7	13:48'06.898
2	28.454	15.531	31.344	34.227	1'49.556	252,6	13:49'56.454
3	27.366	15.134	30.856	7'33.199	8'46.555P	253,2	13:58'43.009
4	35.636	15.425	31.314	34.350	1'56.725P	254,3	14:00'39.734
5	27.474	15.236	31.391	4'29.415	5'43.516P	255,5	14:06'23.250
6	37.428	16.130	31.035	33.795	1'58.388P	248,6	14:08'21.638

20/10/2017

P = Pits In/Out - C = Lap-Time Cancelled

These data/results cannot be reproduced, stored and/or transmitted in whole or in part by any manner of electronic, mechanical, photocopying, recording, broadcasting or otherwise now known or herein after developed without the previous express consent by the copyright owner, except for reproduction in daily press and regular printed publications on sale to the public within 60 days of the event related to those data/results and always provided that copyright symbol appears together as follows below.

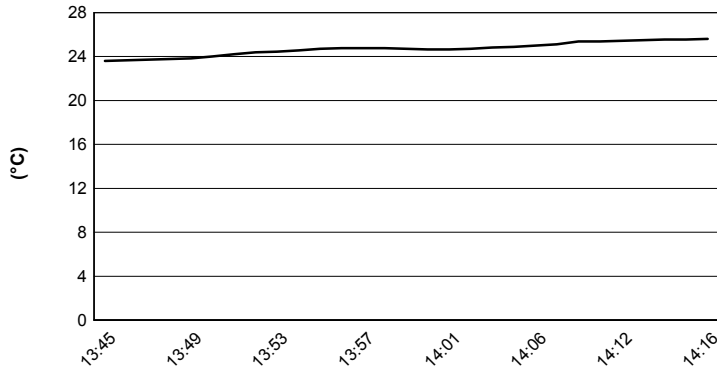
© DORNA WSBK ORGANIZATION Srl 2017



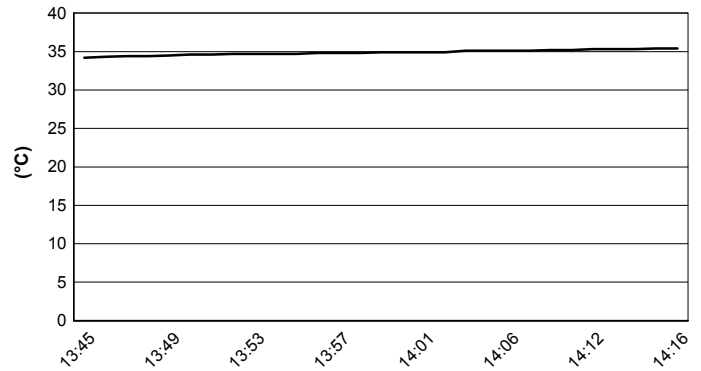
Jerez 4.423 m

Spanish Round, 20-21-22 October 2017
Superstock 1000 - Weather Report Free Practice 2nd Session
 Session started 13:45 - Session ended 14:16

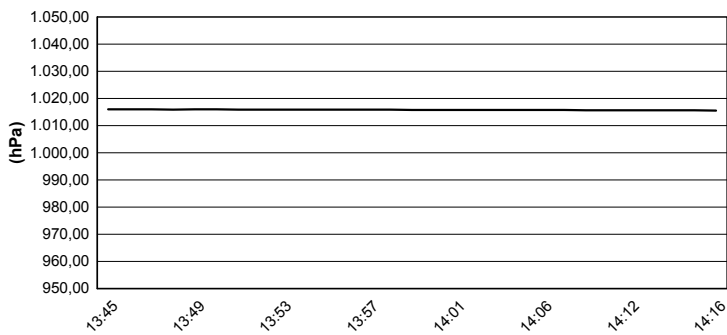
Air Temperature



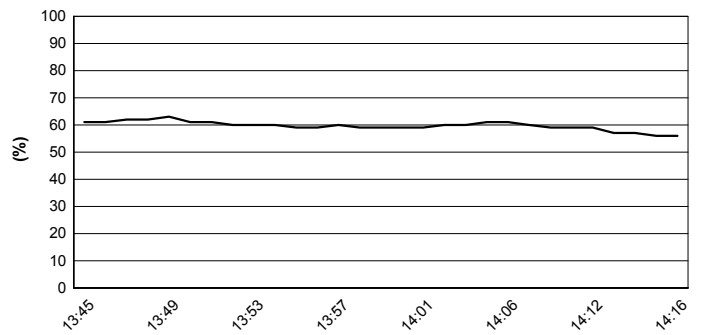
Track Temperature



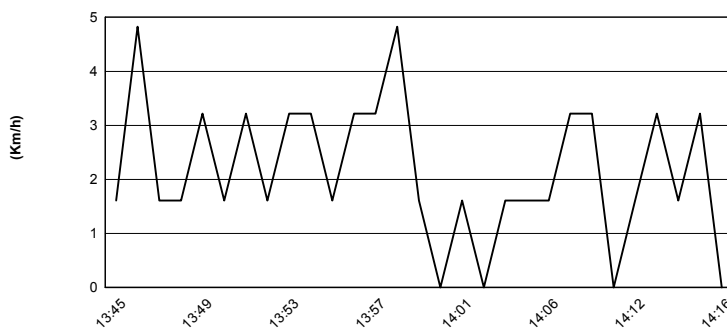
Air Pressure



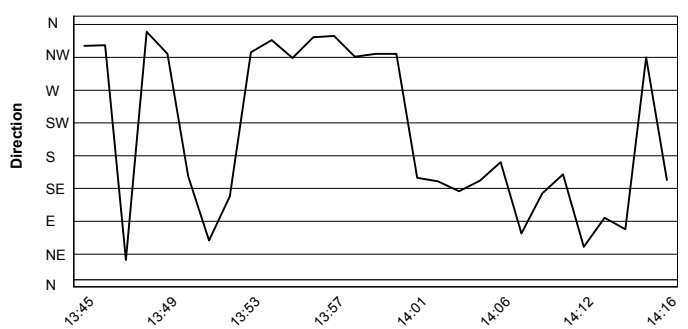
Humidity



Wind Speed



Wind Direction



20/10/2017

These data/results cannot be reproduced, stored and/or transmitted in whole or in part by any manner of electronic, mechanical, photocopying, recording, broadcasting or otherwise now known or herein after developed without the previous express consent by the copyright owner, except for reproduction in daily press and regular printed publications on sale to the public within 60 days of the event related to those data/results and always provided that copyright symbol appears together as follows below.

© DORNA WSBK ORGANIZATION Srl 2017

