

Spanish Round, 20-21-22 October 2017

Superstock 1000 - Results Qualifying

Jerez 4.423 m

1 / 2

No.	Rider	Nat	Team	Bike	Time	Gap	Rel.	Laps	Speed	
									Avg	Max
1	28 M. REITERBERGER	GER	Van Zon Remeha BMW	BMW S 1000 RR	1'42.113			11	155,933	266,5
2	57 M. JONES	AUS	Aruba.it Racing - Junior Team	Ducati Panigale R	1'42.136	0.023	0.023	5	155,898	264,6
3	2 R. TAMBURINI	ITA	PATA Yamaha Official STK 1000 Team	Yamaha YZF R1	1'42.181	0.068	0.045	11	155,829	267,8
4	23 F. SANDI	ITA	Berclaz Racing Team	BMW S 1000 RR	1'42.461	0.348	0.280	9	155,404	263,4
5	21 F. MARINO	FRA	PATA Yamaha Official STK 1000 Team	Yamaha YZF R1	1'42.535	0.422	0.074	12	155,291	266,5
6	55 I. MYKHALCHYK	UKR	TripleM Racing	Kawasaki ZX-10RR	1'42.641	0.528	0.106	12	155,131	261,5
7	36 F. ALT	GER	Team Yamaha MGM	Yamaha YZF R1	1'42.671	0.558	0.030	13	155,086	268,5
8	11 J. GUARNONI	FRA	Pedercini Racing Kawasaki	Kawasaki ZX-10RR	1'42.731	0.618	0.060	11	154,995	263,4
9	15 A. MEDINA MAYO	ESP	Cardoso School Racing	Yamaha YZF R1	1'42.750	0.637	0.019	10	154,966	263,4
10	41 F. D'ANNUNZIO	ITA	FDA Racing Team	BMW S 1000 RR	1'42.797	0.684	0.047	9	154,896	264,6
11	71 M. SCHEIB	CHI	Nuova M2 Racing	Aprilia RSV4 RF	1'42.818	0.705	0.021	9	154,864	265,3
12	54 T. RAZGATLIOGLU	TUR	Kawasaki Puccetti Racing	Kawasaki ZX-10RR	1'42.870	0.757	0.052	12	154,786	265,9
13	5 M. FACCANI	ITA	Althea BMW Racing Team	BMW S 1000 RR	1'42.872	0.759	0.002	11	154,783	264,0
14	12 M. RINALDI	ITA	Aruba.it Racing - Junior Team	Ducati Panigale R	1'42.926	0.813	0.054	8	154,701	265,9
15	7 M. FRITZ	GER	Bayer-Bikerbox Yamaichi	Yamaha YZF R1	1'43.084	0.971	0.158	10	154,464	265,3
16	9 A. MANTOVANI	ITA	Nuova M2 Racing	Aprilia RSV4 RF	1'43.157	1.044	0.073	10	154,355	266,5
17	6 E. PUSCEDDU	ITA	D.K.Racing	BMW S 1000 RR	1'43.497	1.384	0.340	11	153,848	257,9
18	19 J. PUFFE	GER	Althea MF84	BMW S 1000 RR	1'43.622	1.509	0.125	11	153,662	269,1
19	16 G. RUIU	ITA	Team Trasimeno	Yamaha YZF R1	1'43.687	1.574	0.065	11	153,566	262,7
20	70 L. VITALI	ITA	Nuova M2 Racing	Aprilia RSV4 RF	1'43.745	1.632	0.058	9	153,480	262,7
21	77 W. TESSELS	NED	Agro On-Benjan-Kawasaki	Kawasaki ZX-10RR	1'43.950	1.837	0.205	11	153,177	260,3
22	68 G. SCOTT	AUS	Agro On-Benjan-Kawasaki	Kawasaki ZX-10RR	1'43.963	1.850	0.013	13	153,158	265,3
23	90 T. FINSTERBUSCH	GER	Agro On-Benjan-Kawasaki	Kawasaki ZX-10RR	1'44.063	1.950	0.100	13	153,011	264,6
24	59 A. SCHACHT	DEN	EAB Schacht Racing Team	Ducati Panigale R	1'44.142	2.029	0.079	11	152,895	264,0
25	51 E. VIONNET	SUI	Motors Vionnet	BMW S 1000 RR	1'44.326	2.213	0.184	11	152,625	259,7
26	32 M. MOSER	GER	TripleM Racing	Kawasaki ZX-10RR	1'44.337	2.224	0.011	13	152,609	257,9
27	34 X. PINSACH	ESP	ETG Racing	Kawasaki ZX-10RR	1'44.371	2.258	0.034	12	152,560	261,5
28	3 S. SUCHET	SUI	Berclaz Racing Team	BMW S 1000 RR	1'44.437	2.324	0.066	3	152,463	261,5
29	94 N. URAMOTO	JPN	JEG . Kagayama	Suzuki GSX-R1000	1'44.913	2.800	0.476	11	151,771	264,0
30	91 E. KUPARINEN	FIN	Motomarket Racing	Kawasaki ZX-10RR	1'45.401	3.288	0.488	11	151,069	265,9
31	88 V. KRUGER	CHI	2R Road Racing	BMW S 1000 RR	1'45.596	3.483	0.195	11	150,790	259,7
32	81 A. BERNARDI	ITA	TheBlackSheepTeam	Yamaha YZF R1	1'45.982	3.869	0.386	10	150,241	258,5
33	46 M. CUDEVILLE	FRA	Leader Team Flémbo	Kawasaki ZX-10RR	1'46.475	4.362	0.493	9	149,545	257,9
34	17 L. DE ULACIA	ESP	Kawasaki Palmeto PL Racing	Kawasaki ZX-10RR	1'46.727	4.614	0.252	12	149,192	254,9
35	61 A. TERZIANI	ITA	Tucci Racing Team	Yamaha YZF R1	1'46.823	4.710	0.096	11	149,058	259,7

Qualifying Lap Time (107% of 1'42.113): **1'49.262**

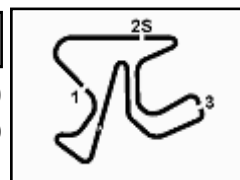
AIR	Humidity:	61%	Temp:	26°C
TRACK	Condition:	Dry	Temp:	34°C

Records	Pole (QP)	2016 R.Tamburini	1'43.718	153,520	Km/h
	Race	2015 K.Calia	1'44.311	152,650	Km/h
	Circuit (FP2)	2017 R.Tamburini	1'42.319	155,620	Km/h

Start 21/10/2017 16:45 End 17:15 The results are provisional until the end of the time limit for protests and appeals and the completion of the technical checks.

These data/results cannot be reproduced, stored and/or transmitted in whole or in part by any manner of electronic, mechanical, photocopying, recording, broadcasting or otherwise now known or herein after developed without the previous express consent by the copyright owner, except for reproduction in daily press and regular printed publications on sale to the public within 60 days of the event related to those data/results and always provided that copyright symbol appears together as follows below.

© DORNA WSBK ORGANIZATION Srl 2017



Spanish Round, 20-21-22 October 2017

Superstock 1000 - Results Qualifying

Session Highlights

Local Time	No. Rider	Description
16.45.00		Start
16.46.45	94 N. URAMOTO	On the Gravel - Re-Joined - Turn 9
16.48.19	6 E. PUSCEDDU	On the Gravel - Re-Joined - Turn 5
16.57.51	57 M. JONES	Crashed - Turn 5
17.01.58	23 F. SANDI	Crashed - Turn 2
17.02.09	23 F. SANDI	Re-joined
17.04.24	61 A. TERZIANI	On the Gravel - Re-Joined - Turn 5
17.07.20	12 M. RINALDI	Stop - Technical Problem
17.11.58	68 G. SCOTT	On the Gravel - Re-Joined - Turn 1
17.12.42		RED FLAG
17.13.14	15 A. MEDINA MAYO	Technical Problem - Turn 12
17.14.14		Session Ended
17.15.18		KTM RC Cup Race - Pit Lane open time will be announced
17.15.26		End Of Session

Fastest Laps Sequence

No.	Rider	Nat	Team	Bike	Local Time	Time	Gap	Avg
34	X. PINSACH	ESP	ETG Racing	Kawasaki ZX-10RR	16:48'40.022	1'44.905		151,783
57	M. JONES	AUS	Aruba.it Racing - Junior Team	Ducati Panigale R	16:49'15.961	1'44.239	-0.666	152,753
55	I. MYKHALCHYK	UKR	TripleM Racing	Kawasaki ZX-10RR	16:49'34.733	1'43.596	-0.643	153,701
71	M. SCHEIB	CHI	Nuova M2 Racing	Aprilia RSV4 RF	16:49'42.482	1'43.218	-0.378	154,264
23	F. SANDI	ITA	Berclaz Racing Team	BMW S 1000 RR	16:50'14.184	1'43.006	-0.212	154,581
28	M. REITERBERGER	GER	Van Zon Remeha BMW	BMW S 1000 RR	16:51'32.329	1'42.848	-0.158	154,819
57	M. JONES	AUS	Aruba.it Racing - Junior Team	Ducati Panigale R	16:57'02.585	1'42.136	-0.712	155,898
28	M. REITERBERGER	GER	Van Zon Remeha BMW	BMW S 1000 RR	17:09'12.488	1'42.113	-0.023	155,933

21/10/2017 Start 16.45 End 17:15 The results are provisional until the end of the time limit for protests and appeals and the completion of the technical checks.

These data/results cannot be reproduced, stored and/or transmitted in whole or in part by any manner of electronic, mechanical, photocopying, recording, broadcasting or otherwise now known or herein after developed without the previous express consent by the copyright owner, except for reproduction in daily press and regular printed publications on sale to the public within 60 days of the event related to those data/results and always provided that copyright symbol appears together as follows below.

© DORNA WSBK ORGANIZATION Srl 2017



Spanish Round, 20-21-22 October 2017

Superstock 1000 - Best Sector & Speed Qualifying

Jerez 4.423 m

BEST LAP			
1	28 M. REITERBERGER	BMW S 1000 RR	1'42.113
2	57 M. JONES	Ducati Panigale R	1'42.136
3	2 R. TAMBURINI	Yamaha YZF R1	1'42.181
4	23 F. SANDI	BMW S 1000 RR	1'42.461
5	21 F. MARINO	Yamaha YZF R1	1'42.535
6	55 I. MYKHALCHYK	Kawasaki ZX-10RR	1'42.641
7	36 F. ALT	Yamaha YZF R1	1'42.671
8	11 J. GUARNONI	Kawasaki ZX-10RR	1'42.731
9	15 A. MEDINA MAYO	Yamaha YZF R1	1'42.750
10	41 F. D'ANNUNZIO	BMW S 1000 RR	1'42.797
11	71 M. SCHEIB	Aprilia RSV4 RF	1'42.818
12	54 T. RAZGATLIOGLU	Kawasaki ZX-10RR	1'42.870
13	5 M. FACCANI	BMW S 1000 RR	1'42.872
14	12 M. RINALDI	Ducati Panigale R	1'42.926
15	7 M. FRITZ	Yamaha YZF R1	1'43.084
16	9 A. MANTOVANI	Aprilia RSV4 RF	1'43.157
17	6 E. PUSCEDDU	BMW S 1000 RR	1'43.497
18	19 J. PUFFE	BMW S 1000 RR	1'43.622
19	16 G. RUIU	Yamaha YZF R1	1'43.687
20	70 L. VITALI	Aprilia RSV4 RF	1'43.745
21	77 W. TESSELS	Kawasaki ZX-10RR	1'43.950
22	68 G. SCOTT	Kawasaki ZX-10RR	1'43.963
23	90 T. FINSTERBUSCH	Kawasaki ZX-10RR	1'44.063
24	59 A. SCHACHT	Ducati Panigale R	1'44.142
25	51 E. VIONNET	BMW S 1000 RR	1'44.326
26	32 M. MOSER	Kawasaki ZX-10RR	1'44.337
27	34 X. PINSACH	Kawasaki ZX-10RR	1'44.371
28	3 S. SUCHET	BMW S 1000 RR	1'44.437
29	94 N. URAMOTO	Suzuki GSX-R1000	1'44.913
30	91 E. KUPARINEN	Kawasaki ZX-10RR	1'45.401
31	88 V. KRUGER	BMW S 1000 RR	1'45.596
32	81 A. BERNARDI	Yamaha YZF R1	1'45.982
33	46 M. CUDEVILLE	Kawasaki ZX-10RR	1'46.475
34	17 L. DE ULACIA	Kawasaki ZX-10RR	1'46.727
35	61 A. TERZIANI	Yamaha YZF R1	1'46.823

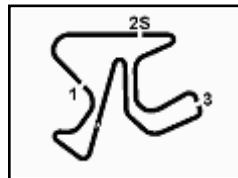
SPEED			
1	19 J. PUFFE	BMW S 1000 RR	269,1
2	36 F. ALT	Yamaha YZF R1	268,5
3	2 R. TAMBURINI	Yamaha YZF R1	267,8
4	21 F. MARINO	Yamaha YZF R1	266,5
5	9 A. MANTOVANI	Aprilia RSV4 RF	266,5
6	28 M. REITERBERGER	BMW S 1000 RR	266,5
7	12 M. RINALDI	Ducati Panigale R	265,9
8	54 T. RAZGATLIOGLU	Kawasaki ZX-10RR	265,9
9	91 E. KUPARINEN	Kawasaki ZX-10RR	265,9
10	68 G. SCOTT	Kawasaki ZX-10RR	265,3
11	7 M. FRITZ	Yamaha YZF R1	265,3
12	71 M. SCHEIB	Aprilia RSV4 RF	265,3
13	41 F. D'ANNUNZIO	BMW S 1000 RR	264,6
14	57 M. JONES	Ducati Panigale R	264,6
15	90 T. FINSTERBUSCH	Kawasaki ZX-10RR	264,6
16	94 N. URAMOTO	Suzuki GSX-R1000	264,0
17	59 A. SCHACHT	Ducati Panigale R	264,0
18	5 M. FACCANI	BMW S 1000 RR	264,0
19	11 J. GUARNONI	Kawasaki ZX-10RR	263,4
20	23 F. SANDI	BMW S 1000 RR	263,4
21	15 A. MEDINA MAYO	Yamaha YZF R1	263,4
22	70 L. VITALI	Aprilia RSV4 RF	262,7
23	16 G. RUIU	Yamaha YZF R1	262,7
24	3 S. SUCHET	BMW S 1000 RR	261,5
25	55 I. MYKHALCHYK	Kawasaki ZX-10RR	261,5
26	34 X. PINSACH	Kawasaki ZX-10RR	261,5
27	77 W. TESSELS	Kawasaki ZX-10RR	260,3
28	88 V. KRUGER	BMW S 1000 RR	259,7
29	51 E. VIONNET	BMW S 1000 RR	259,7
30	61 A. TERZIANI	Yamaha YZF R1	259,7
31	81 A. BERNARDI	Yamaha YZF R1	258,5
32	6 E. PUSCEDDU	BMW S 1000 RR	257,9
33	46 M. CUDEVILLE	Kawasaki ZX-10RR	257,9
34	32 M. MOSER	Kawasaki ZX-10RR	257,9
35	17 L. DE ULACIA	Kawasaki ZX-10RR	254,9

SEG. 1			SEG. 2			SEG. 3			SEG. 4		
1	28 M. REITERBERGE	25.928	1	2 R. TAMBURINI	14.357	1	23 F. SANDI	29.138	1	2 R. TAMBURINI	32.363
2	21 F. MARINO	25.954	2	28 M. REITERBERGE	14.363	2	28 M. REITERBERGE	29.283	2	55 I. MYKHALCHYK	32.372
3	57 M. JONES	26.012	3	57 M. JONES	14.369	3	5 M. FACCANI	29.316	3	57 M. JONES	32.415
4	11 J. GUARNONI	26.059	4	21 F. MARINO	14.369	4	57 M. JONES	29.340	4	36 F. ALT	32.422
5	12 M. RINALDI	26.060	5	15 A. MEDINA MAYO	14.385	5	2 R. TAMBURINI	29.398	5	28 M. REITERBERGE	32.432
6	2 R. TAMBURINI	26.063	6	41 F. D'ANNUNZIO	14.404	6	55 I. MYKHALCHYK	29.410	6	41 F. D'ANNUNZIO	32.469
7	5 M. FACCANI	26.073	7	16 G. RUIU	14.429	7	15 A. MEDINA MAYO	29.428	7	54 T. RAZGATLIOGLU	32.525
8	23 F. SANDI	26.127	8	9 A. MANTOVANI	14.436	8	11 J. GUARNONI	29.440	8	71 M. SCHEIB	32.541
9	41 F. D'ANNUNZIO	26.157	9	12 M. RINALDI	14.468	9	12 M. RINALDI	29.457	9	11 J. GUARNONI	32.572
10	71 M. SCHEIB	26.166	10	55 I. MYKHALCHYK	14.474	10	36 F. ALT	29.519	10	19 J. PUFFE	32.606
11	54 T. RAZGATLIOGLU	26.173	11	19 J. PUFFE	14.483	11	21 F. MARINO	29.530	11	21 F. MARINO	32.610
12	6 E. PUSCEDDU	26.175	12	36 F. ALT	14.487	12	7 M. FRITZ	29.532	12	9 A. MANTOVANI	32.624
13	7 M. FRITZ	26.192	13	23 F. SANDI	14.499	13	54 T. RAZGATLIOGLU	29.539	13	23 F. SANDI	32.638
14	36 F. ALT	26.205	14	7 M. FRITZ	14.500	14	71 M. SCHEIB	29.552	14	15 A. MEDINA MAYO	32.732
15	15 A. MEDINA MAYO	26.205	15	54 T. RAZGATLIOGLU	14.503	15	41 F. D'ANNUNZIO	29.645	15	12 M. RINALDI	32.767
16	55 I. MYKHALCHYK	26.255	16	5 M. FACCANI	14.507	16	9 A. MANTOVANI	29.653	16	7 M. FRITZ	32.814
17	9 A. MANTOVANI	26.263	17	68 G. SCOTT	14.510	17	19 J. PUFFE	29.690	17	90 T. FINSTERBUSCH	32.817
18	16 G. RUIU	26.287	18	71 M. SCHEIB	14.518	18	16 G. RUIU	29.711	18	70 L. VITALI	32.823
19	70 L. VITALI	26.337	19	70 L. VITALI	14.521	19	6 E. PUSCEDDU	29.728	19	5 M. FACCANI	32.826
20	19 J. PUFFE	26.355	20	11 J. GUARNONI	14.523	20	77 W. TESSELS	29.797	20	16 G. RUIU	32.836
21	51 E. VIONNET	26.394	21	90 T. FINSTERBUSCH	14.553	21	68 G. SCOTT	29.869	21	68 G. SCOTT	32.848
22	34 X. PINSACH	26.401	22	6 E. PUSCEDDU	14.557	22	32 M. MOSER	29.954	22	77 W. TESSELS	32.856
23	59 A. SCHACHT	26.449	23	94 N. URAMOTO	14.605	23	34 X. PINSACH	29.956	23	59 A. SCHACHT	32.896
24	68 G. SCOTT	26.518	24	34 X. PINSACH	14.623	24	70 L. VITALI	29.957	24	6 E. PUSCEDDU	32.981
25	3 S. SUCHET	26.530	25	77 W. TESSELS	14.651	25	59 A. SCHACHT	30.022	25	3 S. SUCHET	33.002
26	90 T. FINSTERBUSCH	26.550	26	91 E. KUPARINEN	14.652	26	51 E. VIONNET	30.068	26	32 M. MOSER	33.023
27	32 M. MOSER	26.622	27	32 M. MOSER	14.652	27	90 T. FINSTERBUSCH	30.106	27	94 N. URAMOTO	33.041
28	77 W. TESSELS	26.646	28	59 A. SCHACHT	14.678	28	3 S. SUCHET	30.188	28	51 E. VIONNET	33.073
29	94 N. URAMOTO	26.746	29	3 S. SUCHET	14.717	29	88 V. KRUGER	30.266	29	34 X. PINSACH	33.127
30	88 V. KRUGER	26.777	30	51 E. VIONNET	14.744	30	81 A. BERNARDI	30.380	30	91 E. KUPARINEN	33.245
31	81 A. BERNARDI	26.871	31	81 A. BERNARDI	14.757	31	94 N. URAMOTO	30.393	31	88 V. KRUGER	33.466
32	17 L. DE ULACIA	26.937	32	17 L. DE ULACIA	14.771	32	61 A. TERZIANI	30.423	32	46 M. CUDEVILLE	33.655
33	91 E. KUPARINEN	26.969	33	61 A. TERZIANI	14.844	33	91 E. KUPARINEN	30.449	33	81 A. BERNARDI	33.767
34	61 A. TERZIANI	26.972	34	88 V. KRUGER	14.863	34	46 M. CUDEVILLE	30.665	34	17 L. DE ULACIA	33.972
35	46 M. CUDEVILLE	26.996	35	46 M. CUDEVILLE	14.897	35	17 L. DE ULACIA	30.719	35	61 A. TERZIANI	34.001

21/10/2017

These data/results cannot be reproduced, stored and/or transmitted in whole or in part by any manner of electronic, mechanical, photocopying, recording, broadcasting or otherwise now known or herein after developed without the previous express consent by the copyright owner, except for reproduction in daily press and regular printed publications on sale to the public within 60 days of the event related to those data/results and always provided that copyright symbol appears together as follows below.

© DORNA WSBK ORGANIZATION Srl 2017



Spanish Round, 20-21-22 October 2017

Superstock 1000 - Ideal Times Qualifying

Jerez 4.423 m

1 / 2

Rider No.	Nat	Bike	Seg. 1 Diff. 1	Seg. 2 Diff. 2	Seg. 3 Diff. 3	Seg. 4 Diff. 4	Ideal Time			
							Best Lap	Pos.	Diff.	
1	28 M. REITERBERGER	GER	BMW S 1000 RR	25.928	14.363	29.283 0.107	32.432	1'42.006	1	0.107
2	57 M. JONES	AUS	Ducati Panigale R	26.012	14.369	29.340	32.415	1'42.136	2	
3	2 R. TAMBURINI	ITA	Yamaha YZF R1	26.063	14.357	29.398	32.363	1'42.181	3	
4	23 F. SANDI	ITA	BMW S 1000 RR	26.127	14.499	29.138	32.638 0.059	1'42.402	4	0.059
5	21 F. MARINO	FRA	Yamaha YZF R1	25.954	14.369	29.530 0.025	32.610 0.047	1'42.463	5	0.072
6	55 I. MYKHALCHYK	UKR	Kawasaki ZX-10RR	26.255	14.474	29.410 0.130	32.372	1'42.511	6	0.130
7	11 J. GUARNONI	FRA	Kawasaki ZX-10RR	26.059 0.109	14.523	29.440	32.572 0.028	1'42.594	8	0.137
8	36 F. ALT	GER	Yamaha YZF R1	26.205	14.487 0.020	29.519	32.422 0.018	1'42.633	7	0.038
9	41 F. D'ANNUNZIO	ITA	BMW S 1000 RR	26.157	14.404 0.073	29.645 0.049	32.469	1'42.675	10	0.122
10	5 M. FACCANI	ITA	BMW S 1000 RR	26.073 0.116	14.507	29.316	32.826 0.034	1'42.722	13	0.150
11	54 T. RAZGATLIOGLU	TUR	Kawasaki ZX-10RR	26.173	14.503 0.092	29.539 0.038	32.525	1'42.740	12	0.130
12	15 A. MEDINA MAYO	ESP	Yamaha YZF R1	26.205	14.385	29.428	32.732	1'42.750	9	
13	12 M. RINALDI	ITA	Ducati Panigale R	26.060 0.149	14.468 0.025	29.457	32.767	1'42.752	14	0.174
14	71 M. SCHEIB	CHI	Aprilia RSV4 RF	26.166	14.518 0.041	29.552	32.541	1'42.777	11	0.041
15	9 A. MANTOVANI	ITA	Aprilia RSV4 RF	26.263 0.028	14.436 0.109	29.653	32.624 0.044	1'42.976	16	0.181
16	7 M. FRITZ	GER	Yamaha YZF R1	26.192 0.046	14.500	29.532	32.814	1'43.038	15	0.046
17	19 J. PUFFE	GER	BMW S 1000 RR	26.355 0.169	14.483 0.050	29.690 0.269	32.606	1'43.134	18	0.488
18	16 G. RUIU	ITA	Yamaha YZF R1	26.287 0.018	14.429 0.184	29.711 0.058	32.836 0.164	1'43.263	19	0.424
19	6 E. PUSCEDDU	ITA	BMW S 1000 RR	26.175	14.557	29.728	32.981 0.056	1'43.441	17	0.056
20	70 L. VITALI	ITA	Aprilia RSV4 RF	26.337	14.521	29.957 0.014	32.823 0.093	1'43.638	20	0.107
21	68 G. SCOTT	AUS	Kawasaki ZX-10RR	26.518 0.050	14.510	29.869	32.848 0.168	1'43.745	22	0.218
22	77 W. TESSELS	NED	Kawasaki ZX-10RR	26.646	14.651	29.797	32.856	1'43.950	21	
23	90 T. FINSTERBUSCH	GER	Kawasaki ZX-10RR	26.550 0.037	14.553	30.106	32.817	1'44.026	23	0.037
24	59 A. SCHACHT	DEN	Ducati Panigale R	26.449	14.678 0.089	30.022 0.008	32.896	1'44.045	24	0.097
25	34 X. PINSACH	ESP	Kawasaki ZX-10RR	26.401	14.623 0.092	29.956	33.127 0.172	1'44.107	27	0.264
26	32 M. MOSER	GER	Kawasaki ZX-10RR	26.622	14.652 0.086	29.954	33.023	1'44.251	26	0.086
27	51 E. VIONNET	SUI	BMW S 1000 RR	26.394	14.744 0.001	30.068 0.046	33.073	1'44.279	25	0.047
28	3 S. SUCHET	SUI	BMW S 1000 RR	26.530	14.717	30.188	33.002	1'44.437	28	
29	94 N. URAMOTO	JPN	Suzuki GSX-R1000	26.746 0.112	14.605	30.393	33.041 0.016	1'44.785	29	0.128
30	91 E. KUPARINEN	FIN	Kawasaki ZX-10RR	26.969 0.031	14.652 0.021	30.449	33.245 0.034	1'45.315	30	0.086
31	88 V. KRUGER	CHI	BMW S 1000 RR	26.777 0.044	14.863 0.119	30.266 0.061	33.466	1'45.372	31	0.224

21/10/2017

These data/results cannot be reproduced, stored and/or transmitted in whole or in part by any manner of electronic, mechanical, photocopying, recording, broadcasting or otherwise now known or herein after developed without the previous express consent by the copyright owner, except for reproduction in daily press and regular printed publications on sale to the public within 60 days of the event related to those data/results and always provided that copyright symbol appears together as follows below.

© DORNA WSBK ORGANIZATION Srl 2017

PIRELLI PERUGIA TIMING


Official Tyre Supplier

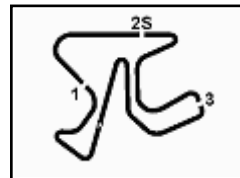


Official Timekeeper



5.3

STK1000
120/09



Spanish Round, 20-21-22 October 2017

Superstock 1000 - Ideal Times Qualifying

Jerez 4.423 m

2 / 2

Rider No.	Nat	Bike	Seg. 1 Diff. 1	Seg. 2 Diff. 2	Seg. 3 Diff. 3	Seg. 4 Diff. 4	Ideal Time		
							Best Lap	Pos.	Diff.
32	81 A. BERNARDI	ITA Yamaha YZF R1	26.871	14.757	30.380 0.073	33.767 0.134	1'45.775	32	0.207
33	46 M. CUDEVILLE	FRA Kawasaki ZX-10RR	26.996 0.161	14.897	30.665	33.655 0.101	1'46.213	33	0.262
34	61 A. TERZIANI	ITA Yamaha YZF R1	26.972 0.270	14.844 0.014	30.423 0.299	34.001	1'46.240	35	0.583
35	17 L. DE ULACIA	ESP Kawasaki ZX-10RR	26.937 0.247	14.771	30.719 0.081	33.972	1'46.399	34	0.328
Overall Ideal Time			25.928	14.357	29.138	32.363	1'41.786		

21/10/2017
These data/results cannot be reproduced, stored and/or transmitted in whole or in part by any manner of electronic, mechanical, photocopying, recording, broadcasting or otherwise now known or herein after developed without the previous express consent by the copyright owner, except for reproduction in daily press and regular printed publications on sale to the public within 60 days of the event related to those data/results and always provided that copyright symbol appears together as follows below.
© DORNA WSBK ORGANIZATION Srl 2017

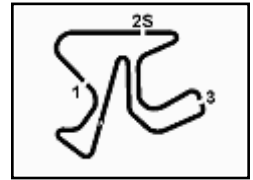
FKR PERUGIA TIMING



Official Tyre Supplier



Official Timekeeper


5.4
STK1000
120/09


Spanish Round, 20-21-22 October 2017

Superstock 1000 - Chronological Analysis Qualifying

Jerez 4.423 m

1 / 4
1° 28 M. REITERBERGER (1'42.113)

Lap	Seg.1	Seg.2	Seg.3	Seg.4	Lap Time	km/h	Local Time
							16:46'09.950
1	33.558	15.252	32.026	35.238	1'56.074P	250,9	16:48'06.024
2	26.282	14.609	29.695	32.871	1'43.457	259,7	16:49'49.481
3	26.149	14.465	29.600	32.634	1'42.848	264,6	16:51'32.329
4	26.264	14.429	29.592	32.637	1'42.922	265,9	16:53'15.251
5	27.856	14.636	30.505	7'40.859	8'53.856P	266,5	17:02'09.107
6	31.551	15.375	31.999	33.428	1'52.353P	243,7	17:04'01.460
7	25.965	14.441	29.283	32.583	1'42.272	264,0	17:05'43.732
8	27.232	15.226	30.928	33.257	1'46.643	251,4	17:07'30.375
9	25.928	14.363	29.390	32.432	1'42.113	264,0	17:09'12.488
10	28.338	15.212	30.233	32.707	1'46.490	256,7	17:10'58.978
11	27.834	15.287	30.175	33.344	1'46.640C	260,3	17:12'45.618

10	26.514	14.593	29.989	2'07.537	3'18.633P	264,6	17:09'06.824
11	32.058	14.477	31.038	34.164	1'51.737P	265,3	17:10'58.561
12	25.954	14.369	29.555	32.657	1'42.535	265,3	17:12'41.096

6° 55 I. MYKHALCHYK (1'42.641)

Lap	Seg.1	Seg.2	Seg.3	Seg.4	Lap Time	km/h	Local Time
							16:45'45.936
1	40.879	17.682	32.677	33.963	2'05.201P	235,9	16:47'51.137
2	26.609	14.579	29.642	32.766	1'43.596	260,3	16:49'34.733
3	26.270	14.491	29.752	32.544	1'43.057	261,5	16:51'17.790
4	32.524	15.397	40.604	36.175	2'04.700	246,4	16:53'22.490
5	26.485	14.491	29.410	32.638	1'43.024	261,5	16:55'05.514
6	31.940	15.136	30.214	4'11.069	5'28.359P	260,3	17:00'33.873
7	35.596	15.346	32.383	34.426	1'57.751P	252,6	17:02'31.624
8	26.255	14.474	29.540	32.372	1'42.641	260,9	17:04'14.265
9	26.264	14.478	29.580	32.646	1'42.968	261,5	17:05'57.233
10	26.461	14.531	29.595	32.727	1'43.314	261,5	17:07'40.547
11	30.659	16.846	30.531	33.329	1'51.365	253,2	17:09'31.912
12	26.554	14.578	29.703	33.205	1'44.040	261,5	17:11'15.952

2° 57 M. JONES (1'42.136)

Lap	Seg.1	Seg.2	Seg.3	Seg.4	Lap Time	km/h	Local Time
							16:45'35.340
1	36.596	15.299	30.850	33.637	1'56.382P	259,7	16:47'31.722
2	26.471	14.707	29.897	33.164	1'44.239	262,1	16:49'15.961
3	26.481	14.597	36.060	2'44.072	4'01.210P	261,5	16:53'17.171
4	44.394	15.499	30.607	32.778	2'03.278P	259,7	16:55'20.449
5	26.012	14.369	29.340	32.415	1'42.136	264,6	16:57'02.585

7° 36 F. ALT (1'42.671)

Lap	Seg.1	Seg.2	Seg.3	Seg.4	Lap Time	km/h	Local Time
							16:45'03.618
1	32.106	19.987	37.326	35.174	2'04.593P		16:47'08.211
2	26.436	14.646	32.911	33.137	1'47.130	264,6	16:48'55.341
3	26.450	14.523	29.673	32.652	1'43.298	267,8	16:50'38.639
4	26.333	14.600	29.787	32.422	1'43.142	264,6	16:52'21.781
5	28.184	17.142	31.851	32.629	1'49.806	169,8	16:54'11.587
6	26.284	14.555	29.930	4'53.134	6'03.903P	267,2	17:00'15.490
7	36.258	14.742	30.092	32.516	1'53.608P	263,4	17:02'09.098
8	26.205	14.507	29.519	32.440	1'42.671	267,2	17:03'51.769
9	26.264	14.750	32.592	33.041	1'46.647	267,2	17:05'38.416
10	26.319	14.523	29.699	32.548	1'43.089	268,5	17:07'21.505
11	29.336	17.304	32.354	32.742	1'51.736	155,1	17:09'13.241
12	26.326	14.487	29.744	32.733	1'43.290	267,2	17:10'56.531
13	28.196	15.835	30.554	32.761	1'47.346C	256,1	17:12'43.877

3° 2 R. TAMBURINI (1'42.181)

Lap	Seg.1	Seg.2	Seg.3	Seg.4	Lap Time	km/h	Local Time
							16:46'16.955
1	35.069	15.079	31.118	34.359	1'55.625P	260,3	16:48'12.580
2	26.814	14.571	29.987	33.355	1'44.727	264,6	16:49'57.307
3	26.326	14.616	29.784	32.892	1'43.618	262,1	16:51'40.925
4	26.362	14.571	29.748	32.834	1'43.515	263,4	16:53'24.440
5	28.109	14.986	30.322	3'48.890	5'02.307P	264,0	16:58'26.747
6	33.678	16.245	32.543	34.171	1'56.637P	259,7	17:00'23.384
7	26.063	14.357	29.398	32.363	1'42.181	265,3	17:02'05.565
8	26.122	14.479	29.566	3'59.106	5'09.273P	264,6	17:07'14.838
9	44.792	15.350	32.381	34.428	2'06.951P	261,5	17:09'21.789
10	26.108	14.414	29.408	32.532	1'42.462	265,9	17:11'04.251
11	26.119	14.438	29.578	32.602	1'42.737C	267,8	17:12'46.988

8° 11 J. GUARNONI (1'42.731)

Lap	Seg.1	Seg.2	Seg.3	Seg.4	Lap Time	km/h	Local Time
							16:46'02.760
1	31.805	15.131	30.209	35.638	1'52.783P	258,5	16:47'55.543
2	30.893	14.893	30.265	33.300	1'49.351	260,3	16:49'44.894
3	26.517	14.705	29.710	33.366	1'44.298	260,3	16:51'29.192
4	26.357	14.672	30.358	33.449	1'44.836	262,1	16:53'14.028
5	26.459	14.663	29.525	32.911	1'43.558	260,9	16:54'57.586
6	30.111	15.154	30.471	6'40.636	7'56.372P	251,4	17:02'53.958
7	37.772	16.134	30.956	33.721	1'58.583P	230,0	17:04'52.541
8	26.059	14.550	29.545	32.684	1'42.838	262,1	17:06'35.379
9	26.168	14.523	29.440	32.600	1'42.731	263,4	17:08'18.110
10	32.539	22.024	37.561	34.138	2'06.262		17:10'24.372
11	26.270	14.570	29.586	32.572	1'42.998	260,9	17:12'07.370

4° 23 F. SANDI (1'42.461)

Lap	Seg.1	Seg.2	Seg.3	Seg.4	Lap Time	km/h	Local Time
							16:46'36.188
1	32.739	15.364	33.057	33.830	1'54.990P	253,7	16:48'31.178
2	26.147	14.581	29.640	32.638	1'43.006	259,7	16:50'14.184
3	26.611	14.687	29.912	33.074	1'44.284	257,9	16:51'58.468
4	26.305	14.566	29.434	32.966	1'43.271	259,1	16:53'41.739
5	28.060	15.148	30.804	4'43.925	5'57.937P	257,9	16:59'39.676
6	32.809	15.039	30.355	33.330	1'51.533P	258,5	17:01'31.209
7	50.324	15.069	30.946	4'22.446	5'58.785P	258,5	17:07'29.994
8	33.745	14.760	33.429	34.209	1'56.143P	242,1	17:09'26.137
9	26.127	14.499	29.138	32.697	1'42.461	263,4	17:11'08.598

9° 15 A. MEDINA MAYO (1'42.750)

Lap	Seg.1	Seg.2	Seg.3	Seg.4	Lap Time	km/h	Local Time
							16:45'26.937
1	38.214	16.950	34.478	35.610	2'05.252P	232,5	16:47'32.189
2	26.837	14.615	30.086	33.543	1'45.081	261,5	16:49'17.270
3	26.538	14.669	30.301	33.646	1'45.154	259,1	16:51'02.424
4	27.851	15.252	30.554	4'23.149	5'36.806P	255,5	16:56'39.230
5	35.424	14.999	30.742	33.413	1'54.578P	256,1	16:58'33.808
6	26.489	14.538	30.081	33.025	1'44.133	260,3	17:00'17.941
7	26.433	14.515	29.791	33.003	1'43.742	257,9	17:02'01.683
8	27.723	14.782	30.568	4'00.931	5'14.004P	257,9	17:07'15.687
9	37.817	20.958	33.208	34.832	2'06.815P		17:09'22.502

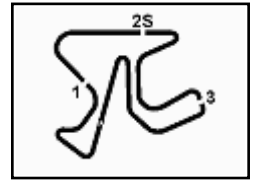
5° 21 F. MARINO (1'42.535)

Lap	Seg.1	Seg.2	Seg.3	Seg.4	Lap Time	km/h	Local Time
							16:46'01.372
1	31.597	15.761	30.125	38.352	1'55.835P	253,2	16:47'57.207
2	26.510	14.629	29.948	33.183	1'44.270	265,3	16:49'41.477
3	26.819	18.893	30.250	33.002	1'48.964	236,4	16:51'30.441
4	26.622	14.519	29.968	32.911	1'44.020	265,3	16:53'14.461
5	26.685	14.519	29.921	32.949	1'44.074	266,5	16:54'58.535
6	28.970	15.249	30.500	4'14.525	5'29.244P	257,3	17:00'27.779



5.4

STK1000
120/09



Spanish Round, 20-21-22 October 2017

Superstock 1000 - Chronological Analysis Qualifying

Jerez 4.423 m

2 / 4

10° 41 F. D'ANNUNZIO (1'42.797)							
Lap	Seg.1	Seg.2	Seg.3	Seg.4	Lap Time	km/h	Local Time
1	35.792	15.266	49.947	33.996	2'15.001P	256,7	16:45'36.449
2	26.592	14.552	29.780	32.755	1'43.679	262,7	16:47'51.450
3	26.341	14.404	29.645	32.670	1'43.060	264,6	16:51'18.189
4	32.466	15.410	38.953	37.974	2'04.803	241,6	16:53'22.992
5	26.409	14.751	29.702	32.750	1'43.612	257,9	16:55'06.604
6	29.778	14.829	31.393	10'42.468	11'58.468P	258,5	17:07'05.072
7	34.825	14.654	29.993	32.790	1'52.262P	256,7	17:08'57.334
8	26.157	14.477	29.694	32.469	1'42.797	259,1	17:10'40.131
9	26.995	20.865	31.374	33.344	1'52.578	228,1	17:12'32.709

11° 71 M. SCHEIB (1'42.818)							
Lap	Seg.1	Seg.2	Seg.3	Seg.4	Lap Time	km/h	Local Time
1	31.885	15.385	31.813	34.020	1'53.103P	252,6	16:46'06.161
2	26.249	14.518	29.678	32.773	1'43.218	265,3	16:49'42.482
3	26.317	14.667	29.621	32.864	1'43.469	264,0	16:51'25.951
4	28.622	14.902	30.772	33.232	1'47.528	260,9	16:53'13.479
5	26.315	14.671	29.643	33.042	1'43.671	265,3	16:54'57.150
6	32.047	14.998	30.748	10'49.733	12'07.526P	263,4	17:07'04.676
7	34.478	14.665	29.908	33.054	1'52.105P	262,1	17:08'56.781
8	26.166	14.559	29.552	32.541	1'42.818	263,4	17:10'39.599
9	32.188	16.947	30.345	33.365	1'52.845	257,9	17:12'32.444

12° 54 T. RAZGATLIOGLU (1'42.870)							
Lap	Seg.1	Seg.2	Seg.3	Seg.4	Lap Time	km/h	Local Time
1	33.902	15.090	31.832	34.134	1'54.958P	252,0	16:47'06.491
2	26.831	16.965	31.180	33.079	1'48.055	235,4	16:48'54.546
3	29.142	14.593	29.793	2'07.598	3'21.126P	264,0	16:52'15.672
4	30.865	14.964	30.106	33.004	1'48.939P	260,9	16:54'04.611
5	26.240	14.626	29.735	32.825	1'43.426	262,7	16:55'48.037
6	26.404	14.566	29.959	32.870	1'43.799	265,3	16:57'31.836
7	26.523	14.860	30.202	4'13.705	5'25.290P	259,1	17:02'57.126
8	38.803	15.421	31.435	33.336	1'58.995P	255,5	17:04'56.121
9	26.326	14.528	29.539	32.842	1'43.235	262,1	17:06'39.356
10	26.173	14.595	29.577	32.525	1'42.870	264,6	17:08'22.226
11	26.237	14.600	29.734	32.993	1'43.564	265,9	17:10'05.790
12	26.277	14.503	29.683	32.665	1'43.128	264,6	17:11'48.918

13° 5 M. FACCANI (1'42.872)							
Lap	Seg.1	Seg.2	Seg.3	Seg.4	Lap Time	km/h	Local Time
1							16:46'27.457
2					1'51.924P		16:48'19.381
3					1'43.704		16:50'03.085
4					1'43.682		16:51'46.767
5					1'43.630		16:53'30.397
6					1'43.857		16:55'14.254
7					7'32.722P		17:02'46.976
8	32.543	14.751	34.472	38.119	1'59.885P	262,7	17:04'46.861
9	26.189	14.507	29.316	32.860	1'42.872	264,0	17:06'29.733
10	26.199	14.666	29.534	32.854	1'43.253	262,1	17:08'12.986
11	26.175	14.565	29.515	32.826	1'43.081	262,1	17:09'56.067
12	29.487	16.222	30.252	34.004	1'49.965	257,3	17:11'46.032

14° 12 M. RINALDI (1'42.926)							
Lap	Seg.1	Seg.2	Seg.3	Seg.4	Lap Time	km/h	Local Time
1							16:46'15.122
2	37.900	15.353	31.732	34.443	1'59.428P	258,5	16:48'14.550
3	26.290	14.588	30.028	33.155	1'44.061	260,3	16:49'58.611

3	26.060	14.468	29.678	32.915	1'43.121	264,0	16:51'41.732
4	26.167	14.480	29.588	32.844	1'43.079	265,3	16:53'24.811
5	26.209	14.493	29.457	32.767	1'42.926	265,9	16:55'07.737
6	27.886	15.065	30.629	5'49.118	7'02.698P	260,3	17:02'10.435
7	30.766	14.993	30.205	33.288	1'49.252P	257,9	17:03'59.687
8	26.226	14.559	29.560	32.978	1'43.323	262,7	17:05'43.010

15° 7 M. FRITZ (1'43.084)							
Lap	Seg.1	Seg.2	Seg.3	Seg.4	Lap Time	km/h	Local Time
1	32.877	15.832	30.220	36.369	1'55.298P	248,1	16:46'00.529
2	26.589	14.698	29.755	33.458	1'44.500	263,4	16:49'40.327
3	26.514	14.676	29.748	33.214	1'44.152	260,3	16:51'24.479
4	34.734	14.970	30.346	33.384	1'53.434	261,5	16:53'17.913
5	26.455	14.771	29.911	33.016	1'44.153	264,6	16:55'02.066
6	29.249	15.090	30.605	7'53.278	9'08.222P	257,3	17:04'10.288
7	33.356	14.870	30.542	33.184	1'51.952P	262,7	17:06'02.240
8	26.192	14.690	29.731	33.016	1'43.629	264,0	17:07'45.869
9	26.216	14.560	29.866	33.352	1'43.994	264,6	17:09'29.863
10	26.238	14.500	29.532	32.814	1'43.084	264,0	17:11'12.947

16° 9 A. MANTOVANI (1'43.157)							
Lap	Seg.1	Seg.2	Seg.3	Seg.4	Lap Time	km/h	Local Time
1							16:46'03.103
2	32.914	15.250	30.311	34.557	1'53.032P	253,2	16:47'56.135
3	28.260	14.554	29.946	33.094	1'45.854	262,1	16:49'41.989
4	26.291	14.545	29.653	32.668	1'43.157	261,5	16:51'25.146
5	30.184	14.926	30.828	33.528	1'49.466	254,9	16:53'14.612
6	26.632	14.587	29.972	33.577	1'44.768	266,5	16:54'59.380
7	28.685	15.380	30.620	8'08.690	9'23.375P	254,3	17:04'22.755
8	55.277	15.789	29.892	33.418	2'14.376P	260,3	17:06'37.131
9	26.314	14.436	29.903	32.827	1'43.480	265,9	17:08'20.611
10	30.407	21.128	40.314	34.077	2'05.926		17:10'26.537
11	26.263	14.498	29.977	32.624	1'43.362	260,9	17:12'09.899

17° 6 E. PUSCEDDU (1'43.497)							
Lap	Seg.1	Seg.2	Seg.3	Seg.4	Lap Time	km/h	Local Time
1							16:45'07.731
2	38.298	15.278	31.372	34.160	1'59.108P	251,4	16:47'06.839
3	26.570	1'28.525	38.251	35.054	3'08.400		16:50'15.239
4	26.425	14.787	30.021	33.233	1'44.466	257,9	16:51'59.705
5	26.280	14.733	30.005	33.187	1'44.205	254,3	16:53'43.910
6	31.291	16.318	32.361	6'21.658	7'41.628P	212,4	17:01'25.538
7	39.136	20.286	43.833	42.983	2'26.238P		17:03'51.776
8	27.005	14.792	31.244	34.052	1'47.093	254,9	17:05'38.869
9	26.175	14.557	29.728	33.037	1'43.497	256,1	17:07'22.366
10	26.296	14.690	29.739	32.981	1'43.706	254,3	17:09'06.072
11	30.609	15.154	32.499	34.403	1'52.665	252,0	17:10'58.737
12	26.323	14.616	29.967	33.320	1'44.226C	256,1	17:12'42.963

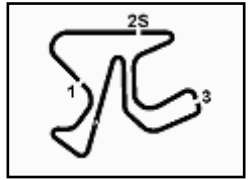
18° 19 J. PUFFE (1'43.622)							
Lap	Seg.1	Seg.2	Seg.3	Seg.4	Lap Time	km/h	Local Time
1							16:46'26.335
2	32.771	15.031	31.087	34.363	1'53.252P	261,5	16:48'19.587
3	26.690	14.563	29.869	32.923	1'44.045	266,5	16:50'03.632
4	26.524	14.533	29.959	32.606	1'43.622	266,5	16:51'47.254
5	26.625	14.483	30.058	32.695	1'43.861	267,2	16:53'31.115
6	26.832	14.549	30.226	33.067	1'44.674	266,5	16:55'15.789
7	28.234	15.048	30.506	6'18.321	7'32.109P	257,9	17:02'47.898
8	31.938	14.703	34.713	37.855	1'59.209P	260,9	17:04'47.107
9	26.451	14.510	30.345	33.226	1'44.532	269,1	17:06'31.639
10	26.355	14.493	29.690	33.207	1'43.745	265,9	17:08'15.384
11	26.484	14.556	29.934	32.746	1'43.720	265,3	17:09'59.104
12	26.646	14.607	30.404	33.166	1'44.823	265,9	17:11'43.927

21/10/2017 P = Pits In/Out - C = Lap-Time Cancelled

These data/results cannot be reproduced, stored and/or transmitted in whole or in part by any manner of electronic, mechanical, photocopying, recording, broadcasting or otherwise now known or herein after developed without the previous express consent by the copyright owner, except for reproduction in daily press and regular printed publications on sale to the public within 60 days of the event related to those data/results and always provided that copyright symbol appears together as follows below.

© DORNA WSBK ORGANIZATION Srl 2017

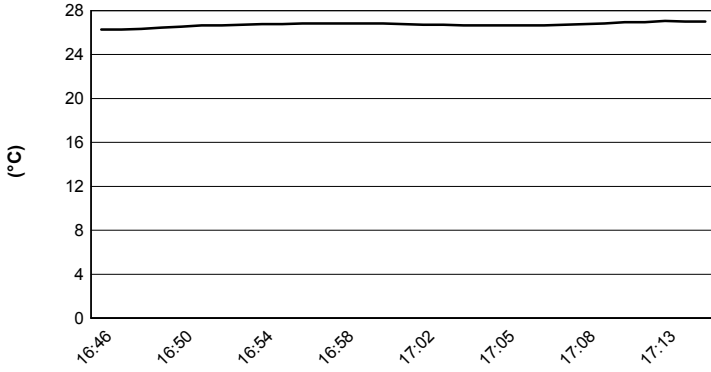




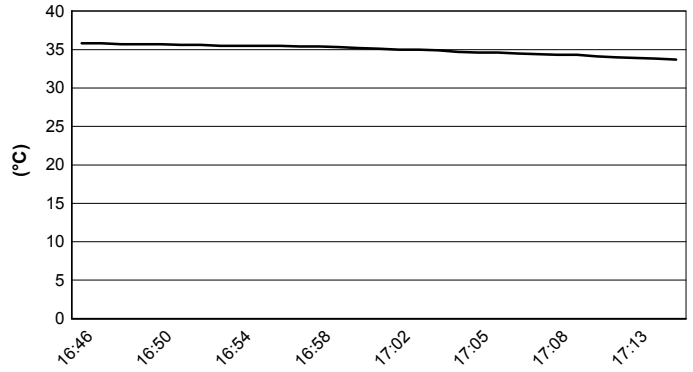
Jerez 4.423 m

Spanish Round, 20-21-22 October 2017
Superstock 1000 - Weather Report Qualifying
 Session started 16:45 - Session ended 17:15


Air Temperature



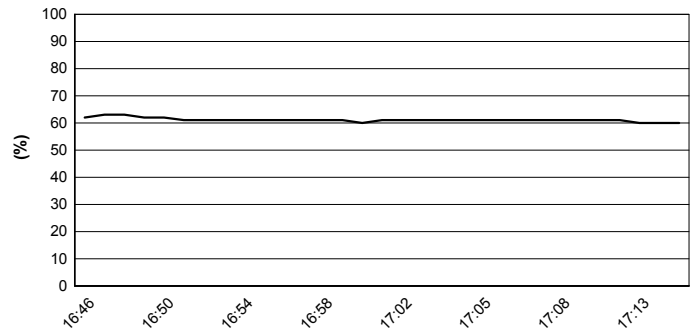
Track Temperature



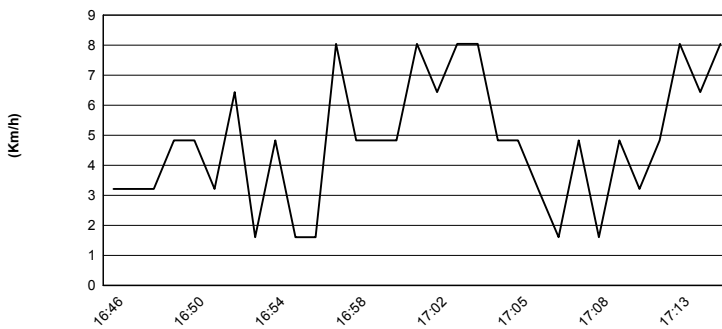
Air Pressure



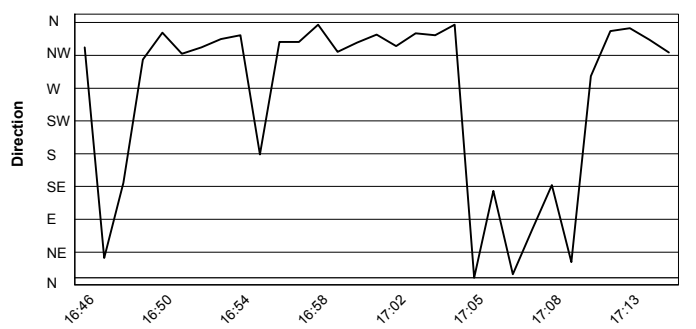
Humidity



Wind Speed



Wind Direction

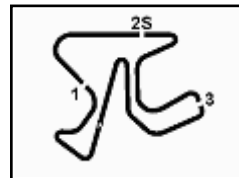


21/10/2017

These data/results cannot be reproduced, stored and/or transmitted in whole or in part by any manner of electronic, mechanical, photocopying, recording, broadcasting or otherwise now known or herein after developed without the previous express consent by the copyright owner, except for reproduction in daily press and regular printed publications on sale to the public within 60 days of the event related to those data/results and always provided that copyright symbol appears together as follows below.

© DORNA WSBK ORGANIZATION Srl 2017





Jerez 4.423 m

Spanish Round, 20-21-22 October 2017

Superstock 1000 - Provisional Starting Grid

15 Laps x 4,423 km = 66,345 km

1	28 REITERBERGER M. BMW 1'42.113	2	57 JONES M. Ducati 1'42.136	3	2 TAMBURINI R. Yamaha 1'42.181
2	23 SANDI F. BMW 1'42.461	4	21 MARINO F. Yamaha 1'42.535	5	55 MYKHALCHYK I. Kawasaki 1'42.641
3	36 ALT F. Yamaha 1'42.671	7	11 GUARNONI J. Kawasaki 1'42.731	8	15 MEDINA MAYO A. Yamaha 1'42.750
4	41 D'ANNUNZIO F. BMW 1'42.797	10	71 SCHEIB M. Aprilia 1'42.818	11	54 RAZGATLIOGLU T. Kawasaki 1'42.870
5	5 FACCANI M. BMW 1'42.872	13	12 RINALDI M. Ducati 1'42.926	12	7 FRITZ M. Yamaha 1'43.084
6	9 MANTOVANI A. Aprilia 1'43.157	16	6 PUSCEDDU E. BMW 1'43.497	13	19 PUFFE J. BMW 1'43.622
7	16 RUIU G. Yamaha 1'43.687	19	70 VITALI L. Aprilia 1'43.745	14	77 TESSELS W. Kawasaki 1'43.950
8	68 SCOTT G. Kawasaki 1'43.963	22	90 FINSTERBUSCH T. Kawasaki 1'44.063	15	51 VIONNET E. BMW 1'44.326
9	32 MOSER M. Kawasaki 1'44.337	25	34 PINSACH X. Kawasaki 1'44.371	16	3 SUCHET S. BMW 1'44.437
10	94 URAMOTO N. Suzuki 1'44.913	28	91 KUPARINEN E. Kawasaki 1'45.401	17	88 KRUGER V. BMW 1'45.596
11	81 BERNARDI A. Yamaha 1'45.982	31	46 CUDEVILLE M. Kawasaki 1'46.475	18	17 DE ULACIA L. Kawasaki 1'46.727
12	61 TERZIANI A. Yamaha 1'46.823	34	59 SCHACHT A. Ducati 1'44.142	19	

N.59 (Schacht A.) will start the race from the pit lane according to Art. 1.21.23

* = Penalized

21/10/2017 Jury President

..... Race Director

These data/results cannot be reproduced, stored and/or transmitted in whole or in part by any manner of electronic, mechanical, photocopying, recording, broadcasting or otherwise now known or herein after developed without the previous express consent by the copyright owner, except for reproduction in daily press and regular printed publications on sale to the public within 60 days of the event related to those data/results and always provided that copyright symbol appears together as follows below.

© DORNA WSBK ORGANIZATION Srl 2017

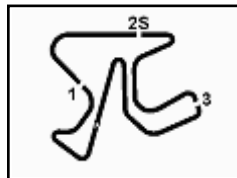
FICR PERUGIA TIMING



Official Tyre Supplier



Official Timekeeper



Jerez 4.423 m

Spanish Round, 20-21-22 October 2017

Superstock 1000 - Pole Ranking

	2014	2015	2016	2017
01 Motorland Aragon	Mercado (Arg) Duc 2'01.610 (158,2 Km/h)	Savadori (Ita) Apr 1'52.577 (162,4 Km/h)	Marino (Fra) Yam 1'52.773 (162,1 Km/h)	Rinaldi (Ita) Duc 1'52.245 (162,8 Km/h)
02 TT Circuit Assen	Savadori (Ita) Kaw 1'38.252 (166,4 Km/h)	Savadori (Ita) Apr 1'36.998 (168,6 Km/h)	Russo (Ita) Yam 1'38.248 (166,4 Km/h)	Marino (Fra) Yam 1'36.775 (169,0 Km/h)
03 Autodromo Internazionale Enzo e Dino	Massei (Ita) Duc 1'50.351 (161,0 Km/h)	Jezeq (Cze) Duc 1'49.071 (162,9 Km/h)	Tamburini (Ita) Apr 1'49.672 (162,0 Km/h)	Rinaldi (Ita) Duc 1'49.113 (162,9 Km/h)
04 Donington Park		Tamburini (Ita) Bmw 1'29.449 (161,9 Km/h)	De Rosa (Ita) Bmw 1'29.515 (161,8 Km/h)	Rinaldi (Ita) Duc 1'29.587 (161,7 Km/h)
05 Misano World Circuit "Marco Simoncelli"	Savadori (Ita) Kaw 1'38.974 (153,7 Km/h)	Savadori (Ita) Apr 1'36.384 (157,8 Km/h)	Faccani (Ita) Duc 1'37.321 (156,3 Km/h)	Rinaldi (Ita) Duc 1'37.237 (156,5 Km/h)
06 Lausitzring			De Rosa (Ita) Bmw 1'38.819 (155,4 Km/h)	Sandi (Ita) Bmw 1'38.268 (156,2 Km/h)
07 Autódromo Internacional do Algarve	Savadori (Ita) Kaw 1'46.802 (154,8 Km/h)	Tamburini (Ita) Bmw 1'44.522 (158,2 Km/h)		Marino (Fra) Yam 1'44.936 (157,5 Km/h)
08 Magny-Cours	Savadori (Ita) Kaw 1'40.781 (157,6 Km/h)	Guarnoni (Fra) Yam 1'57.937 (134,6 Km/h)	Mahias (Fra) Yam 1'39.922 (158,9 Km/h)	Tamburini (Ita) Yam 1'40.205 (158,5 Km/h)
09 Jerez	Mercado (Arg) Duc 1'45.018 (151,6 Km/h)	Tamburini (Ita) Bmw 1'44.188 (152,8 Km/h)	Tamburini (Ita) Apr 1'43.718 (153,5 Km/h)	Reiterberger (Ger) Bmw 1'42.113 (155,9 Km/h)

2017

- 4 M. Rinaldi
- 2 F. Marino
- 1 **M. Reiterberger**
- 1 R. Tamburini
- 1 F. Sandi

ALL TIMES

- | | | | |
|--------------------|----------------|----------------|--------------------------|
| 14 S. Barrier | 4 M. Pirro | 2 L. Mercado | 1 B. Staring |
| 13 A. Badovini | 4 M. Rinaldi | 2 R. De Rosa | 1 F. Massei |
| 7 W. Tortoroglio | 3 C. Burns | 1 D. Jefferies | 1 F. Sandi |
| 7 V. Iannuzzo | 3 M. Fabrizio | 1 F. Foret | 1 R. Russo |
| 7 C. Corti | 3 E. La Marra | 1 J. Morley | 1 M. Reiterberger |
| 7 L. Savadori | 3 J. Guarmoni | 1 G. Mason | 1 M. Faccani |
| 6 X. Simeon | 3 F. Marino | 1 C. Vermeulen | 1 L. Mahias |
| 6 D. Petrucci | 2 S. Nebel | 1 M. Nutt | |
| 6 R. Tamburini | 2 J. Ellison | 1 R. Chiarello | |
| 5 G. Vizziello | 2 F. Capriotti | 1 I. Sala | |
| 5 M. Berger | 2 L. Alfonsi | 1 M. Bauer | |
| 4 K. Harris | 2 D. Oliver | 1 B. Veneman | |
| 4 D. Van Keymeulen | 2 A. Polita | 1 M. Smrz | |
| 4 K. Sofuoglu | 2 I. Dionisi | 1 M. Baiocco | |
| 4 N. Canepa | 2 L. Lanzi | 1 I. Silva | |
| 4 D. Giugliano | 2 L. Scassa | 1 O. Jezeq | |
| 4 B. Roberts | 2 M. Roccoli | 1 L. Baz | |

21/10/2017

These data/results cannot be reproduced, stored and/or transmitted in whole or in part by any manner of electronic, mechanical, photocopying, recording, broadcasting or otherwise now known or herein after developed without the previous express consent by the copyright owner, except for reproduction in daily press and regular printed publications on sale to the public within 60 days of the event related to those data/results and always provided that copyright symbol appears together as follows below.

© DORNA WSBK ORGANIZATION Srl 2017

FICR PERUGIA TIMING



Official Tyre Supplier



Official Timekeeper