

### Spanish Round, 20-21-22 October 2017

### Superstock 1000 - Results Warm Up

Jerez 4.423 m

1 / 2

No.	Rider	Nat	Team	Bike	Time	Gap	Rel.	Laps	Speed	
									Avg	Max
1	23 F. SANDI	ITA	Berclaz Racing Team	BMW S 1000 RR	<b>1'42.577</b>			8	155,228	<b>266,5</b>
2	2 R. TAMBURINI	ITA	PATA Yamaha Official STK 1000 Team	Yamaha YZF R1	<b>1'42.819</b>	0.242	0.242	5	154,862	<b>264,0</b>
3	28 M. REITERBERGER	GER	Van Zon Remeha BMW	BMW S 1000 RR	<b>1'42.922</b>	0.345	0.103	8	154,707	<b>264,6</b>
4	36 F. ALT	GER	Team Yamaha MGM	Yamaha YZF R1	<b>1'43.006</b>	0.429	0.084	10	154,581	<b>269,1</b>
5	55 I. MYKHALCHYK	UKR	TripleM Racing	Kawasaki ZX-10RR	<b>1'43.023</b>	0.446	0.017	8	154,556	<b>262,7</b>
6	57 M. JONES	AUS	Aruba.it Racing - Junior Team	Ducati Panigale R	<b>1'43.025</b>	0.448	0.002	9	154,553	<b>266,5</b>
7	12 M. RINALDI	ITA	Aruba.it Racing - Junior Team	Ducati Panigale R	<b>1'43.030</b>	0.453	0.005	9	154,545	<b>268,5</b>
8	21 F. MARINO	FRA	PATA Yamaha Official STK 1000 Team	Yamaha YZF R1	<b>1'43.050</b>	0.473	0.020	9	154,515	<b>265,3</b>
9	54 T. RAZGATLIOGLU	TUR	Kawasaki Puccetti Racing	Kawasaki ZX-10RR	<b>1'43.385</b>	0.808	0.335	10	154,015	<b>269,1</b>
10	9 A. MANTOVANI	ITA	Nuova M2 Racing	Aprilia RSV4 RF	<b>1'43.435</b>	0.858	0.050	9	153,940	<b>266,5</b>
11	7 M. FRITZ	GER	Bayer-Bikerbox Yamaichi	Yamaha YZF R1	<b>1'43.459</b>	0.882	0.024	8	153,904	<b>267,8</b>
12	5 M. FACCANI	ITA	Althea BMW Racing Team	BMW S 1000 RR	<b>1'43.550</b>	0.973	0.091	8	153,769	<b>267,2</b>
13	11 J. GUARNONI	FRA	Pedercini Racing Kawasaki	Kawasaki ZX-10RR	<b>1'43.609</b>	1.032	0.059	8	153,682	<b>263,4</b>
14	71 M. SCHEIB	CHI	Nuova M2 Racing	Aprilia RSV4 RF	<b>1'43.757</b>	1.180	0.148	9	153,462	<b>266,5</b>
15	41 F. D'ANNUNZIO	ITA	FDA Racing Team	BMW S 1000 RR	<b>1'43.777</b>	1.200	0.020	9	153,433	<b>262,1</b>
16	19 J. PUFFE	GER	Althea MF84	BMW S 1000 RR	<b>1'43.947</b>	1.370	0.170	9	153,182	<b>267,2</b>
17	3 S. SUCHET	SUI	Berclaz Racing Team	BMW S 1000 RR	<b>1'43.968</b>	1.391	0.021	8	153,151	<b>265,9</b>
18	6 E. PUSCEDDU	ITA	D.K.Racing	BMW S 1000 RR	<b>1'44.129</b>	1.552	0.161	10	152,914	<b>262,7</b>
19	70 L. VITALI	ITA	Nuova M2 Racing	Aprilia RSV4 RF	<b>1'44.295</b>	1.718	0.166	10	152,671	<b>269,1</b>
20	59 A. SCHACHT	DEN	EAB Schacht Racing Team	Ducati Panigale R	<b>1'44.306</b>	1.729	0.011	10	152,655	<b>261,5</b>
21	51 E. VIONNET	SUI	Motors Vionnet	BMW S 1000 RR	<b>1'44.894</b>	2.317	0.588	10	151,799	<b>261,5</b>
22	34 X. PINSACH	ESP	ETG Racing	Kawasaki ZX-10RR	<b>1'44.960</b>	2.383	0.066	10	151,704	<b>264,6</b>
23	68 G. SCOTT	AUS	Agro On-Benjan-Kawasaki	Kawasaki ZX-10RR	<b>1'45.116</b>	2.539	0.156	4	151,478	<b>265,3</b>
24	77 W. TESSELS	NED	Agro On-Benjan-Kawasaki	Kawasaki ZX-10RR	<b>1'45.280</b>	2.703	0.164	10	151,242	<b>264,6</b>
25	90 T. FINSTERBUSCH	GER	Agro On-Benjan-Kawasaki	Kawasaki ZX-10RR	<b>1'45.333</b>	2.756	0.053	4	151,166	<b>269,8</b>
26	81 A. BERNARDI	ITA	TheBlackSheepTeam	Yamaha YZF R1	<b>1'45.398</b>	2.821	0.065	7	151,073	<b>259,7</b>
27	91 E. KUPARINEN	FIN	Motomarket Racing	Kawasaki ZX-10RR	<b>1'45.461</b>	2.884	0.063	9	150,983	<b>269,8</b>
28	32 M. MOSER	GER	TripleM Racing	Kawasaki ZX-10RR	<b>1'45.532</b>	2.955	0.071	8	150,881	<b>253,7</b>
29	16 G. RUIJ	ITA	Team Trasimeno	Yamaha YZF R1	<b>1'45.596</b>	3.019	0.064	3	150,790	<b>260,9</b>
30	94 N. URAMOTO	JPN	JEG . Kagayama	Suzuki GSX-R1000	<b>1'45.974</b>	3.397	0.378	9	150,252	<b>263,4</b>
31	17 L. DE ULACIA	ESP	Kawasaki Palmeto PL Racing	Kawasaki ZX-10RR	<b>1'46.429</b>	3.852	0.455	10	149,610	<b>256,7</b>
32	88 V. KRUGER	CHI	2R Road Racing	BMW S 1000 RR	<b>1'46.612</b>	4.035	0.183	10	149,353	<b>264,0</b>
33	46 M. CUDEVILLE	FRA	Leader Team Flémbo	Kawasaki ZX-10RR	<b>1'46.901</b>	4.324	0.289	7	148,949	<b>259,1</b>
34	61 A. TERZIANI	ITA	Tucci Racing Team	Yamaha YZF R1	<b>1'47.915</b>	5.338	1.014	7	147,549	<b>261,5</b>
35	15 A. MEDINA MAYO	ESP	Cardoso School Racing	Yamaha YZF R1				0		<b>172,7</b>

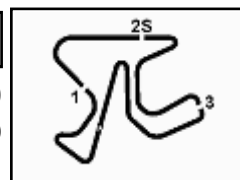
AIR	Humidity:	78%	Temp:	19°C
TRACK	Condition:	Dry	Temp:	22°C

Records	Pole (QP)	2017 M.Reiterberger	1'42.113	155,930	Km/h
	Race	2015 K.Calia	1'44.311	152,650	Km/h
	Circuit (QP)	2017 M.Reiterberger	1'42.113	155,930	Km/h

Start 22/10/2017 10:00 End 10:45 The results are provisional until the end of the time limit for protests and appeals and the completion of the technical checks.

These data/results cannot be reproduced, stored and/or transmitted in whole or in part by any manner of electronic, mechanical, photocopying, recording, broadcasting or otherwise now known or herein after developed without the previous express consent by the copyright owner, except for reproduction in daily press and regular printed publications on sale to the public within 60 days of the event related to those data/results and always provided that copyright symbol appears together as follows below.

© DORNA WSBK ORGANIZATION Srl 2017



## Spanish Round, 20-21-22 October 2017

### Superstock 1000 - Results Warm Up

#### Session Highlights

Local Time	No. Rider	Description
10.00.00		Start
10.06.20	<b>61</b> A. TERZIANI	On the Gravel - Re-Joined - Turn 2
10.07.39	<b>16</b> G. RUIU	Technical Problem - Turn 6
10.08.05	<b>46</b> M. CUDEVILLE	Crashed - Turn 2
10.09.07		RED FLAG
10.09.23	<b>90</b> T. FINSTERBUSCH	Crashed - Turn 13
10.09.24	<b>68</b> G. SCOTT	Crashed - Turn 13
10.11.55	<b>68</b> G. SCOTT	Medical Centre
10.38.00		Session Restart
10.45.25	<b>94</b> N. URAMOTO	Crashed - Turn 11
10.45.42		End Of Session

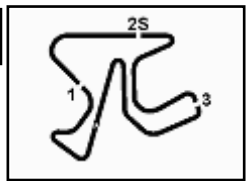
#### Fastest Laps Sequence

No.	Rider	Nat	Team	Bike	Local Time	Time	Gap	Avg
<b>21</b>	F. MARINO	FRA	PATA Yamaha Official STK 1000 Team	Yamaha YZF R1	10:03'33.051	<b>1'43.421</b>		153,961
<b>23</b>	F. SANDI	ITA	Berclaz Racing Team	BMW S 1000 RR	10:04'51.558	<b>1'42.833</b>	-0.588	154,841
<b>23</b>	F. SANDI	ITA	Berclaz Racing Team	BMW S 1000 RR	10:06'34.135	<b>1'42.577</b>	-0.256	155,228

22/10/2017      Start      End      The results are provisional until the end of the time limit for protests and appeals  
10.00      10:45      and the completion of the technical checks.

These data/results cannot be reproduced, stored and/or transmitted in whole or in part by any manner of electronic, mechanical, photocopying, recording, broadcasting or otherwise now known or herein after developed without the previous express consent by the copyright owner, except for reproduction in daily press and regular printed publications on sale to the public within 60 days of the event related to those data/results and always provided that copyright symbol appears together as follows below.

© DORNA WSBK ORGANIZATION Srl 2017



### Spanish Round, 20-21-22 October 2017

#### Superstock 1000 - Best Sector & Speed Warm Up

BEST LAP			
1	23 F. SANDI	BMW S 1000 RR	1'42.577
2	2 R. TAMBURINI	Yamaha YZF R1	1'42.819
3	28 M. REITERBERGER	BMW S 1000 RR	1'42.922
4	36 F. ALT	Yamaha YZF R1	1'43.006
5	55 I. MYKHALCHYK	Kawasaki ZX-10RR	1'43.023
6	57 M. JONES	Ducati Panigale R	1'43.025
7	12 M. RINALDI	Ducati Panigale R	1'43.030
8	21 F. MARINO	Yamaha YZF R1	1'43.050
9	54 T. RAZGATLIOGLU	Kawasaki ZX-10RR	1'43.385
10	9 A. MANTOVANI	Aprilia RSV4 RF	1'43.435
11	7 M. FRITZ	Yamaha YZF R1	1'43.459
12	5 M. FACCANI	BMW S 1000 RR	1'43.550
13	11 J. GUARNONI	Kawasaki ZX-10RR	1'43.609
14	71 M. SCHEIB	Aprilia RSV4 RF	1'43.757
15	41 F. D'ANNUNZIO	BMW S 1000 RR	1'43.777
16	19 J. PUFFE	BMW S 1000 RR	1'43.947
17	3 S. SUCHET	BMW S 1000 RR	1'43.968
18	6 E. PUSCEDDU	BMW S 1000 RR	1'44.129
19	70 L. VITALI	Aprilia RSV4 RF	1'44.295
20	59 A. SCHACHT	Ducati Panigale R	1'44.306
21	51 E. VIONNET	BMW S 1000 RR	1'44.894
22	34 X. PINSACH	Kawasaki ZX-10RR	1'44.960
23	68 G. SCOTT	Kawasaki ZX-10RR	1'45.116
24	77 W. TESSELS	Kawasaki ZX-10RR	1'45.280
25	90 T. FINSTERBUSCH	Kawasaki ZX-10RR	1'45.333
26	81 A. BERNARDI	Yamaha YZF R1	1'45.398
27	91 E. KUPARINEN	Kawasaki ZX-10RR	1'45.461
28	32 M. MOSER	Kawasaki ZX-10RR	1'45.532
29	16 G. RUIU	Yamaha YZF R1	1'45.596
30	94 N. URAMOTO	Suzuki GSX-R1000	1'45.974
31	17 L. DE ULACIA	Kawasaki ZX-10RR	1'46.429
32	88 V. KRUGER	BMW S 1000 RR	1'46.612
33	46 M. CUDEVILLE	Kawasaki ZX-10RR	1'46.901
34	61 A. TERZIANI	Yamaha YZF R1	1'47.915
35	15 A. MEDINA MAYO	Yamaha YZF R1	

SPEED			
1	90 T. FINSTERBUSCH	Kawasaki ZX-10RR	269,8
2	91 E. KUPARINEN	Kawasaki ZX-10RR	269,8
3	36 F. ALT	Yamaha YZF R1	269,1
4	70 L. VITALI	Aprilia RSV4 RF	269,1
5	54 T. RAZGATLIOGLU	Kawasaki ZX-10RR	269,1
6	12 M. RINALDI	Ducati Panigale R	268,5
7	7 M. FRITZ	Yamaha YZF R1	267,8
8	5 M. FACCANI	BMW S 1000 RR	267,2
9	19 J. PUFFE	BMW S 1000 RR	267,2
10	71 M. SCHEIB	Aprilia RSV4 RF	266,5
11	57 M. JONES	Ducati Panigale R	266,5
12	9 A. MANTOVANI	Aprilia RSV4 RF	266,5
13	23 F. SANDI	BMW S 1000 RR	266,5
14	3 S. SUCHET	BMW S 1000 RR	265,9
15	68 G. SCOTT	Kawasaki ZX-10RR	265,3
16	21 F. MARINO	Yamaha YZF R1	265,3
17	77 W. TESSELS	Kawasaki ZX-10RR	264,6
18	28 M. REITERBERGER	BMW S 1000 RR	264,6
19	34 X. PINSACH	Kawasaki ZX-10RR	264,6
20	88 V. KRUGER	BMW S 1000 RR	264,0
21	2 R. TAMBURINI	Yamaha YZF R1	264,0
22	94 N. URAMOTO	Suzuki GSX-R1000	263,4
23	11 J. GUARNONI	Kawasaki ZX-10RR	263,4
24	55 I. MYKHALCHYK	Kawasaki ZX-10RR	262,7
25	6 E. PUSCEDDU	BMW S 1000 RR	262,7
26	41 F. D'ANNUNZIO	BMW S 1000 RR	262,1
27	51 E. VIONNET	BMW S 1000 RR	261,5
28	61 A. TERZIANI	Yamaha YZF R1	261,5
29	59 A. SCHACHT	Ducati Panigale R	261,5
30	16 G. RUIU	Yamaha YZF R1	260,9
31	81 A. BERNARDI	Yamaha YZF R1	259,7
32	46 M. CUDEVILLE	Kawasaki ZX-10RR	259,1
33	17 L. DE ULACIA	Kawasaki ZX-10RR	256,7
34	32 M. MOSER	Kawasaki ZX-10RR	253,7
35	15 A. MEDINA MAYO	Yamaha YZF R1	172,7

SEG. 1		
1	2 R. TAMBURINI	26.125
2	23 F. SANDI	26.163
3	28 M. REITERBERGER	26.165
4	12 M. RINALDI	26.170
5	21 F. MARINO	26.205
6	57 M. JONES	26.239
7	54 T. RAZGATLIOGLU	26.245
8	5 M. FACCANI	26.258
9	9 A. MANTOVANI	26.265
10	71 M. SCHEIB	26.287
11	55 I. MYKHALCHYK	26.298
12	11 J. GUARNONI	26.307
13	36 F. ALT	26.322
14	7 M. FRITZ	26.341
15	3 S. SUCHET	26.427
16	19 J. PUFFE	26.502
17	34 X. PINSACH	26.521
18	6 E. PUSCEDDU	26.522
19	70 L. VITALI	26.523
20	59 A. SCHACHT	26.530
21	41 F. D'ANNUNZIO	26.541
22	16 G. RUIU	26.564
23	51 E. VIONNET	26.723
24	77 W. TESSELS	26.818
25	88 V. KRUGER	26.888
26	32 M. MOSER	26.926
27	90 T. FINSTERBUSCH	26.925
28	81 A. BERNARDI	26.975
29	91 E. KUPARINEN	26.979
30	94 N. URAMOTO	27.003
31	68 G. SCOTT	27.058
32	17 L. DE ULACIA	27.196
33	46 M. CUDEVILLE	27.262
34	61 A. TERZIANI	27.466

SEG. 2		
1	28 M. REITERBERGER	14.415
2	70 L. VITALI	14.423
3	41 F. D'ANNUNZIO	14.425
4	7 M. FRITZ	14.429
5	57 M. JONES	14.435
6	19 J. PUFFE	14.454
7	23 F. SANDI	14.467
8	3 S. SUCHET	14.490
9	36 F. ALT	14.491
10	54 T. RAZGATLIOGLU	14.495
11	9 A. MANTOVANI	14.499
12	21 F. MARINO	14.508
13	5 M. FACCANI	14.515
14	2 R. TAMBURINI	14.522
15	11 J. GUARNONI	14.523
16	55 I. MYKHALCHYK	14.525
17	12 M. RINALDI	14.540
18	90 T. FINSTERBUSCH	14.566
19	68 G. SCOTT	14.579
20	71 M. SCHEIB	14.605
21	81 A. BERNARDI	14.619
22	91 E. KUPARINEN	14.631
23	16 G. RUIU	14.632
24	6 E. PUSCEDDU	14.669
25	59 A. SCHACHT	14.680
26	34 X. PINSACH	14.696
27	94 N. URAMOTO	14.700
28	51 E. VIONNET	14.726
29	77 W. TESSELS	14.735
30	32 M. MOSER	14.837
31	88 V. KRUGER	14.869
32	17 L. DE ULACIA	14.871
33	46 M. CUDEVILLE	14.923
34	61 A. TERZIANI	15.034
35	15 A. MEDINA MAYO	16.882

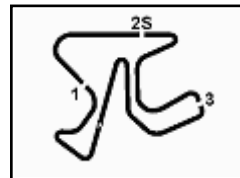
SEG. 3		
1	12 M. RINALDI	29.325
2	2 R. TAMBURINI	29.443
3	28 M. REITERBERGER	29.494
4	57 M. JONES	29.520
5	11 J. GUARNONI	29.523
6	23 F. SANDI	29.526
7	55 I. MYKHALCHYK	29.533
8	21 F. MARINO	29.545
9	7 M. FRITZ	29.625
10	36 F. ALT	29.655
11	54 T. RAZGATLIOGLU	29.660
12	5 M. FACCANI	29.677
13	71 M. SCHEIB	29.692
14	6 E. PUSCEDDU	29.830
15	19 J. PUFFE	29.835
16	9 A. MANTOVANI	29.929
17	3 S. SUCHET	29.978
18	41 F. D'ANNUNZIO	29.989
19	70 L. VITALI	30.011
20	51 E. VIONNET	30.054
21	59 A. SCHACHT	30.060
22	32 M. MOSER	30.111
23	34 X. PINSACH	30.166
24	77 W. TESSELS	30.195
25	81 A. BERNARDI	30.199
26	91 E. KUPARINEN	30.320
27	16 G. RUIU	30.335
28	68 G. SCOTT	30.357
29	17 L. DE ULACIA	30.372
30	90 T. FINSTERBUSCH	30.407
31	94 N. URAMOTO	30.556
32	88 V. KRUGER	30.632
33	46 M. CUDEVILLE	30.773
34	61 A. TERZIANI	30.785
35	15 A. MEDINA MAYO	34.788

SEG. 4		
1	23 F. SANDI	32.389
2	36 F. ALT	32.519
3	28 M. REITERBERGER	32.662
4	55 I. MYKHALCHYK	32.662
5	9 A. MANTOVANI	32.683
6	21 F. MARINO	32.689
7	54 T. RAZGATLIOGLU	32.689
8	57 M. JONES	32.718
9	2 R. TAMBURINI	32.729
10	41 F. D'ANNUNZIO	32.762
11	19 J. PUFFE	32.775
12	71 M. SCHEIB	32.815
13	7 M. FRITZ	32.866
14	70 L. VITALI	32.898
15	11 J. GUARNONI	32.906
16	3 S. SUCHET	32.941
17	12 M. RINALDI	32.954
18	5 M. FACCANI	32.988
19	6 E. PUSCEDDU	33.033
20	59 A. SCHACHT	33.036
21	68 G. SCOTT	33.122
22	90 T. FINSTERBUSCH	33.144
23	77 W. TESSELS	33.154
24	91 E. KUPARINEN	33.267
25	32 M. MOSER	33.369
26	51 E. VIONNET	33.374
27	34 X. PINSACH	33.418
28	16 G. RUIU	33.449
29	94 N. URAMOTO	33.492
30	81 A. BERNARDI	33.498
31	46 M. CUDEVILLE	33.631
32	17 L. DE ULACIA	33.880
33	88 V. KRUGER	33.905
34	61 A. TERZIANI	34.282

22/10/2017

These data/results cannot be reproduced, stored and/or transmitted in whole or in part by any manner of electronic, mechanical, photocopying, recording, broadcasting or otherwise now known or herein after developed without the previous express consent by the copyright owner, except for reproduction in daily press and regular printed publications on sale to the public within 60 days of the event related to those data/results and always provided that copyright symbol appears together as follows below.

© DORNA WSBK ORGANIZATION Srl 2017



### Spanish Round, 20-21-22 October 2017

#### Superstock 1000 - Ideal Times Warm Up

Jerez 4.423 m

**1 / 2**

Rider No.	Nat	Bike	Seg. 1 Diff. 1	Seg. 2 Diff. 2	Seg. 3 Diff. 3	Seg. 4 Diff. 4	Ideal Time			
							Best Lap	Pos.	Diff.	
1	23 F. SANDI	ITA	BMW S 1000 RR	26.163	14.467	29.526 0.032	<b>32.389</b>	<b>1'42.545</b> 1'42.577	2	0.032
2	28 M. REITERBERGER	GER	BMW S 1000 RR	26.165	<b>14.415</b> 0.050	29.494 0.031	32.662 0.105	<b>1'42.736</b> 1'42.922	4	0.186
3	2 R. TAMBURINI	ITA	Yamaha YZF R1	<b>26.125</b>	14.522	29.443	32.729	<b>1'42.819</b> 1'42.819	3	
4	57 M. JONES	AUS	Ducati Panigale R	26.239 0.065	14.435 0.048	29.520	32.718	<b>1'42.912</b> 1'43.025	7	0.113
5	21 F. MARINO	FRA	Yamaha YZF R1	26.205 0.103	14.508	29.545	32.689	<b>1'42.947</b> 1'43.050	9	0.103
6	36 F. ALT	GER	Yamaha YZF R1	26.322 0.011	14.491 0.008	29.655	32.519	<b>1'42.987</b> 1'43.006	5	0.019
7	12 M. RINALDI	ITA	Ducati Panigale R	26.170	14.540 0.041	<b>29.325</b>	32.954	<b>1'42.989</b> 1'43.030	8	0.041
8	55 I. MYKHALCHYK	UKR	Kawasaki ZX-10RR	26.298	14.525 0.005	29.533	32.662	<b>1'43.018</b> 1'43.023	6	0.005
9	54 T. RAZGATLIOGLU	TUR	Kawasaki ZX-10RR	26.245	14.495 0.080	29.660 0.133	32.689 0.083	<b>1'43.089</b> 1'43.385	10	0.296
10	11 J. GUARNONI	FRA	Kawasaki ZX-10RR	26.307 0.158	14.523 0.083	29.523 0.109	32.906	<b>1'43.259</b> 1'43.609	14	0.350
11	7 M. FRITZ	GER	Yamaha YZF R1	26.341	14.429 0.033	29.625 0.119	32.866 0.046	<b>1'43.261</b> 1'43.459	12	0.198
12	9 A. MANTOVANI	ITA	Aprilia RSV4 RF	26.265	14.499 0.059	29.929	32.683	<b>1'43.376</b> 1'43.435	11	0.059
13	71 M. SCHEIB	CHI	Aprilia RSV4 RF	26.287 0.004	14.605 0.014	29.692 0.222	32.815 0.118	<b>1'43.399</b> 1'43.757	15	0.358
14	5 M. FACCANI	ITA	BMW S 1000 RR	26.258	14.515 0.069	29.677 0.043	32.988	<b>1'43.438</b> 1'43.550	13	0.112
15	19 J. PUFFE	GER	BMW S 1000 RR	26.502	14.454 0.036	29.835 0.138	32.775 0.207	<b>1'43.566</b> 1'43.947	17	0.381
16	41 F. D'ANNUNZIO	ITA	BMW S 1000 RR	26.541	14.425	29.989 0.060	32.762	<b>1'43.717</b> 1'43.777	16	0.060
17	3 S. SUCHET	SUI	BMW S 1000 RR	26.427 0.061	14.490 0.063	29.978 0.002	32.941 0.006	<b>1'43.836</b> 1'43.968	18	0.132
18	70 L. VITALI	ITA	Aprilia RSV4 RF	26.523 0.206	14.423	30.011 0.075	32.898 0.159	<b>1'43.855</b> 1'44.295	20	0.440
19	6 E. PUSCEDDU	ITA	BMW S 1000 RR	26.522	14.669 0.075	29.830	33.033	<b>1'44.054</b> 1'44.129	19	0.075
20	59 A. SCHACHT	DEN	Ducati Panigale R	26.530	14.680	30.060	33.036	<b>1'44.306</b> 1'44.306	21	
21	34 X. PINSACH	ESP	Kawasaki ZX-10RR	26.521 0.159	14.696	30.166	33.418	<b>1'44.801</b> 1'44.960	23	0.159
22	51 E. VIONNET	SUI	BMW S 1000 RR	26.723	14.726 0.017	30.054	33.374	<b>1'44.877</b> 1'44.894	22	0.017
23	77 W. TESSELS	NED	Kawasaki ZX-10RR	26.818 0.127	14.735 0.056	30.195 0.195	33.154	<b>1'44.902</b> 1'45.280	25	0.378
24	16 G. RUIU	ITA	Yamaha YZF R1	26.564 0.580	14.632 0.036	30.335	33.449	<b>1'44.980</b> 1'45.596	30	0.616
25	90 T. FINSTERBUSCH	GER	Kawasaki ZX-10RR	26.925 0.067	14.566 0.224	30.407	33.144	<b>1'45.042</b> 1'45.333	26	0.291
26	68 G. SCOTT	AUS	Kawasaki ZX-10RR	27.058	14.579	30.357	33.122	<b>1'45.116</b> 1'45.116	24	
27	91 E. KUPARINEN	FIN	Kawasaki ZX-10RR	26.979	14.631 0.161	30.320 0.032	33.267 0.071	<b>1'45.197</b> 1'45.461	28	0.264
28	32 M. MOSER	GER	Kawasaki ZX-10RR	26.923 0.016	14.837 0.039	30.111 0.237	33.369	<b>1'45.240</b> 1'45.532	29	0.292
29	81 A. BERNARDI	ITA	Yamaha YZF R1	26.975 0.107	14.619	30.199	33.498	<b>1'45.291</b> 1'45.398	27	0.107
30	94 N. URAMOTO	JPN	Suzuki GSX-R1000	27.003	14.700 0.054	30.556 0.060	33.492 0.109	<b>1'45.751</b> 1'45.974	31	0.223
31	88 V. KRUGER	CHI	BMW S 1000 RR	26.888	14.869 0.109	30.632 0.040	33.905 0.169	<b>1'46.294</b> 1'46.612	33	0.318

22/10/2017

These data/results cannot be reproduced, stored and/or transmitted in whole or in part by any manner of electronic, mechanical, photocopying, recording, broadcasting or otherwise now known or herein after developed without the previous express consent by the copyright owner, except for reproduction in daily press and regular printed publications on sale to the public within 60 days of the event related to those data/results and always provided that copyright symbol appears together as follows below.

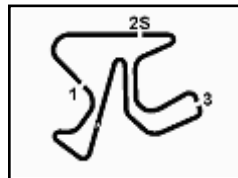
© DORNA WSBK ORGANIZATION Srl 2017

**PIRELLI PERUGIA TIMING**


Official Tyre Supplier



Official Timekeeper



## Spanish Round, 20-21-22 October 2017

### Superstock 1000 - Ideal Times Warm Up

Jerez 4.423 m

2 / 2

Rider No.	Nat	Bike	Seg. 1 Diff. 1	Seg. 2 Diff. 2	Seg. 3 Diff. 3	Seg. 4 Diff. 4	Ideal Time			
							Best Lap	Pos.	Diff.	
32	17 L. DE ULACIA	ESP	Kawasaki ZX-10RR	27.196 0.057	14.871	30.372	33.880 0.053	<b>1'46.319</b> 1'46.429	32	0.110
33	46 M. CUDEVILLE	FRA	Kawasaki ZX-10RR	27.262	14.923	30.773 0.312	33.631	<b>1'46.589</b> 1'46.901	34	0.312
34	61 A. TERZIANI	ITA	Yamaha YZF R1	27.466 0.348	15.034	30.785	34.282	<b>1'47.567</b> 1'47.915	35	0.348
<b>Overall Ideal Time</b>				26.125	14.415	29.325	32.389	<b>1'42.254</b>		

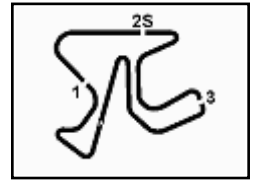
22/10/2017  
 These data/results cannot be reproduced, stored and/or transmitted in whole or in part by any manner of electronic, mechanical, photocopying, recording, broadcasting or otherwise now known or herein after developed without the previous express consent by the copyright owner, except for reproduction in daily press and regular printed publications on sale to the public within 60 days of the event related to those data/results and always provided that copyright symbol appears together as follows below.  
 © DORNA WSBK ORGANIZATION Srl 2017





**6.4**

**STK1000**  
**120/09**



Jerez 4.423 m

### Spanish Round, 20-21-22 October 2017

#### Superstock 1000 - Chronological Analysis Warm Up

1 / 4

1° 23 F. SANDI (1'42.577)							
Lap	Seg.1	Seg.2	Seg.3	Seg.4	Lap Time	km/h	Local Time
							10:01'17.014
1	33.140	14.971	30.497	33.103	1'51.711P	258,5	10:03'08.725
2	26.227	14.525	<b>29.526</b>	32.555	1'42.833	260,3	10:04'51.558
3	<b>26.163</b>	<b>14.467</b>	29.558	<b>32.389</b>	<b>1'42.577</b>	<b>266,5</b>	10:06'34.135
4	26.304	14.517	29.570	32.575	1'42.966	264,0	10:08'17.101
5	26.383	14.631	29.747	29'47.704	30'58.465P	259,7	10:39'15.566
6	30.694	14.987	42.983	33.510	2'02.174P	256,1	10:41'17.740
7	26.343	14.580	29.791	33.315	1'44.029	259,7	10:43'01.769
8	26.603	14.958	30.153	33.832	1'45.546	257,9	10:44'47.315

2° 2 R. TAMBURINI (1'42.819)							
Lap	Seg.1	Seg.2	Seg.3	Seg.4	Lap Time	km/h	Local Time
							10:06'00.432
1	40.035	22.008	35.879	35.425	2'13.347P		10:08'13.779
2	27.587	14.805	33.079	29'25.951	30'41.422P	262,7	10:38'55.201
3	32.551	15.245	32.447	33.751	1'53.994P	257,9	10:40'49.195
4	26.239	14.620	29.565	32.828	1'43.252	263,4	10:42'32.447
5	<b>26.125</b>	<b>14.522</b>	<b>29.443</b>	<b>32.729</b>	<b>1'42.819</b>	<b>264,0</b>	10:44'15.266

3° 28 M. REITERBERGER (1'42.922)							
Lap	Seg.1	Seg.2	Seg.3	Seg.4	Lap Time	km/h	Local Time
							10:01'06.346
1	32.640	15.734	31.764	33.835	1'53.973P	245,3	10:03'00.319
2	26.602	14.713	29.897	32.919	1'44.131	257,9	10:04'44.450
3	26.348	14.483	29.629	<b>32.662</b>	1'43.122	264,0	10:06'27.572
4	26.192	<b>14.415</b>	29.784	34.901	1'45.292	<b>264,6</b>	10:08'12.864
5	26.274	14.431	29.284	29'25.957	30'35.946P	260,3	10:38'48.810
6	32.773	16.664	31.902	33.895	1'55.234P	243,2	10:40'44.044
7	<b>26.165</b>	14.465	29.525	32.767	<b>1'42.922</b>	262,7	10:42'26.966
8	26.419	14.603	<b>29.494</b>	32.765	1'43.281	260,3	10:44'10.247

4° 36 F. ALT (1'43.006)							
Lap	Seg.1	Seg.2	Seg.3	Seg.4	Lap Time	km/h	Local Time
							10:00'02.293
1	32.016	16.239	31.998	33.953	1'54.206P	189,5	10:01'56.499
2	26.752	14.786	29.908	32.876	1'44.322	263,4	10:03'40.821
3	26.701	<b>14.491</b>	29.791	32.764	1'43.747	267,2	10:05'24.568
4	26.595	14.549	29.806	32.719	1'43.669	<b>269,1</b>	10:07'08.237
5	26.366	14.617	29.673	32.674	1'43.330	268,5	10:08'51.567
6	26.485	15.802	33.035	27'50.157	29'05.479P	240,0	10:37'57.046
7	36.132	14.915	30.244	33.753	1'55.044P	257,3	10:39'52.090
8	26.323	14.593	29.731	32.585	1'43.232	261,5	10:41'35.322
9	<b>26.322</b>	14.533	29.752	32.930	1'43.537	263,4	10:43'18.859
10	26.333	14.499	<b>29.655</b>	<b>32.519</b>	<b>1'43.006</b>	262,1	10:45'01.865

5° 55 I. MYKHALCHYK (1'43.023)							
Lap	Seg.1	Seg.2	Seg.3	Seg.4	Lap Time	km/h	Local Time
							10:01'06.029
1	33.288	15.835	31.982	34.253	1'55.358P	249,7	10:03'01.387
2	26.693	14.662	29.642	32.736	1'43.733	259,7	10:04'45.120
3	<b>26.298</b>	14.530	<b>29.533</b>	<b>32.662</b>	<b>1'43.023</b>	261,5	10:06'28.143
4	26.394	<b>14.525</b>	29.568	32.804	1'43.291	<b>262,7</b>	10:08'11.434
5	27.097	14.983	30.053	29'07.666	30'19.799P	245,9	10:38'31.233
6	37.876	16.151	31.237	34.586	1'59.850P	251,4	10:40'31.083
7	26.935	14.835	30.262	33.717	1'45.749	257,3	10:42'16.832
8	26.893	14.779	30.385	33.161	1'45.218	259,1	10:44'02.050

6° 57 M. JONES (1'43.025)							
Lap	Seg.1	Seg.2	Seg.3	Seg.4	Lap Time	km/h	Local Time
							10:00'13.885
1	36.572	15.710	34.275	1'54.941	3'21.498P	258,5	10:03'35.383
2	36.850	15.206	46.972	34.529	2'13.557P	264,0	10:05'48.940

3	27.092	14.580	31.853	32.817	1'46.342	263,4	10:07'35.282
4	26.262	14.520	29.813	39.092	1'49.687C	264,0	10:09'24.969
5	27.926	14.752	30.473	27'29.370	28'42.521P	232,9	10:38'07.490
6	33.965	15.423	32.846	34.235	1'56.469P	240,0	10:40'03.959
7	<b>26.239</b>	<b>14.435</b>	29.694	33.920	1'44.288	265,9	10:41'48.247
8	26.304	14.483	<b>29.520</b>	<b>32.718</b>	<b>1'43.025</b>	<b>266,5</b>	10:43'31.272
9	26.899	14.501	29.798	33.109	1'44.307	<b>266,5</b>	10:45'15.579

7° 12 M. RINALDI (1'43.030)							
Lap	Seg.1	Seg.2	Seg.3	Seg.4	Lap Time	km/h	Local Time
							10:01'07.806
1	34.475	15.327	31.842	34.704	1'56.348P	262,7	10:03'04.154
2	26.770	14.833	30.030	33.224	1'44.857	262,1	10:04'49.011
3	26.312	14.794	29.839	33.266	1'44.211	263,4	10:06'33.222
4	26.409	14.641	29.821	33.355	1'44.226	263,4	10:08'17.448
5	26.408	<b>14.540</b>	29.793	28'33.593	29'44.334P	<b>268,5</b>	10:38'01.782
6	30.024	14.860	30.198	34.189	1'49.271P	256,7	10:39'51.053
7	26.354	14.694	29.587	33.447	1'44.082	262,1	10:41'35.135
8	26.171	14.632	29.513	33.197	1'43.513	262,7	10:43'18.648
9	<b>26.170</b>	14.581	<b>29.325</b>	<b>32.954</b>	<b>1'43.030</b>	262,7	10:45'01.678

8° 21 F. MARINO (1'43.050)							
Lap	Seg.1	Seg.2	Seg.3	Seg.4	Lap Time	km/h	Local Time
							10:00'02.293
1	30.097	14.662	29.882	32.696	1'47.337P	262,7	10:01'49.630
2	26.352	14.661	29.617	32.791	1'43.421	264,6	10:03'33.051
3	26.308	<b>14.508</b>	<b>29.545</b>	<b>32.689</b>	<b>1'43.050</b>	263,4	10:05'16.101
4	26.302	14.539	29.624	32.849	1'43.314	<b>265,3</b>	10:06'59.415
5	<b>26.205</b>	14.606	29.983	32.784	1'43.578	264,6	10:08'42.993
6	26.368	14.519	35.388	29'06.939	30'23.214P	263,4	10:39'06.207
7	31.064	14.802	31.353	33.666	1'50.885P	261,5	10:40'57.092
8	26.254	14.559	29.595	33.016	1'43.424	262,7	10:42'40.516
9	26.274	14.582	29.599	32.826	1'43.281	262,7	10:44'23.797

9° 54 T. RAZGATLIOGLU (1'43.385)							
Lap	Seg.1	Seg.2	Seg.3	Seg.4	Lap Time	km/h	Local Time
							10:00'05.327
1	32.692	14.735	30.680	33.720	1'51.827P	265,3	10:01'57.154
2	26.543	14.744	<b>29.660</b>	32.805	1'43.752	265,3	10:03'40.906
3	26.395	14.650	29.665	32.729	1'43.439	264,6	10:05'24.345
4	26.559	14.589	29.805	<b>32.689</b>	1'43.642	265,9	10:07'07.987
5	<b>26.245</b>	14.575	29.793	32.772	<b>1'43.385</b>	264,0	10:08'51.372
6	26.377	18.568	38.139	27'50.526	29'13.610P	176,8	10:38'04.982
7	32.408	14.816	30.704	34.181	1'52.109P	264,0	10:39'57.091
8	26.504	14.579	30.169	33.152	1'44.404	267,2	10:41'41.495
9	26.345	<b>14.495</b>	29.734	32.823	1'43.397	267,8	10:43'24.892
10	26.340	14.523	30.228	33.051	1'44.142	<b>269,1</b>	10:45'09.034

10° 9 A. MANTOVANI (1'43.435)							
Lap	Seg.1	Seg.2	Seg.3	Seg.4	Lap Time	km/h	Local Time
							10:00'28.712
1	34.948	15.558	31.480	33.868	1'55.854P	252,6	10:02'24.566
2	27.067	14.867	30.033	33.037	1'45.004	252,0	10:04'09.570
3	30.863	17.342	30.677	33.869	1'52.751	233,4	10:06'02.321
4	26.649	14.691	29.990	32.722	1'44.052	260,9	10:07'46.373
5	26.375	14.742	30.059	29'07.737	30'18.913P	263,4	10:38'05.286
6	32.476	14.712	31.012	33.797	1'51.997P	263,4	10:39'57.283
7	27.082	14.664	30.046	32.799	1'44.591	260,3	10:41'41.874
8	<b>26.265</b>	14.558	<b>29.929</b>	<b>32.683</b>	<b>1'43.435</b>	265,9	10:43'25.309
9	26.439	<b>14.499</b>	30.065	32.953	1'43.956	<b>266,5</b>	10:45'09.265

11° 7 M. FRITZ (1'43.459)							
Lap	Seg.1	Seg.2	Seg.3	Seg.4	Lap Time	km/h	Local Time
							10:00'02.958

22/10/2017

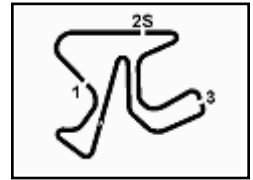
P = Pits In/Out - C = Lap-Time Cancelled

These data/results cannot be reproduced, stored and/or transmitted in whole or in part by any manner of electronic, mechanical, photocopying, recording, broadcasting or otherwise now known or herein after developed without the previous express consent by the copyright owner, except for reproduction in daily press and regular printed publications on sale to the public within 60 days of the event related to those data/results and always provided that copyright symbol appears together as follows below.



6.4

STK1000  
120/09



### Spanish Round, 20-21-22 October 2017

#### Superstock 1000 - Chronological Analysis Warm Up

Jerez 4.423 m

2 / 4

12° 5 M. FACCANI (1'43.550)								17° 3 S. SUCHET (1'43.968)							
Lap	Seg.1	Seg.2	Seg.3	Seg.4	Lap Time	km/h	Local Time	Lap	Seg.1	Seg.2	Seg.3	Seg.4	Lap Time	km/h	Local Time
							10:00'37.763	1	32.957	14.928	30.656	33.137	1'51.678P	264,6	10:03'09.508
1	34.827	15.265	31.365	33.944	1'55.401P	261,5	10:02'33.164	2	26.727	14.544	30.119	33.216	1'44.606	262,7	10:04'54.114
2	26.568	14.625	30.116	34.048	1'45.357	262,1	10:04'18.521	3	26.688	14.672	30.158	32.941	1'44.459	264,0	10:06'38.573
3	26.461	14.515	29.677	33.346	1'43.999	267,2	10:06'02.520	4	26.528	14.574	30.085	33.097	1'44.284	265,9	10:08'22.857
4	27.959	14.969	29.937	32.994	1'45.859	265,3	10:07'48.379	5	26.550	14.722	30.043	29'14.048	30'25.363P	259,7	10:38'48.220
5	26.392	14.597	29.860	30'33.659	31'44.508P	265,3	10:39'32.887	6	33.393	15.961	32.856	34.237	1'56.447P	242,6	10:40'44.667
6	34.554	14.983	30.186	34.677	1'54.400P	260,3	10:41'27.287	7	26.488	14.553	29.980	32.947	1'43.968	265,3	10:42'28.635
7	26.495	14.629	29.728	33.034	1'43.886	260,9	10:43'11.173	8	26.427	14.490	29.978	33.306	1'44.201	264,0	10:44'12.836
8	26.512	14.557	29.903	33.078	1'44.050	264,0	10:45'23.762								
13° 11 J. GUARNONI (1'43.609)								18° 6 E. PUSCEDDU (1'44.129)							
Lap	Seg.1	Seg.2	Seg.3	Seg.4	Lap Time	km/h	Local Time	Lap	Seg.1	Seg.2	Seg.3	Seg.4	Lap Time	km/h	Local Time
							10:01'28.100	1	45.437	20.969	33.399	34.020	2'13.825P	187,3	10:02'26.078
1	36.189	15.780	32.440	35.121	1'59.530P	238,5	10:03'27.630	2	26.997	14.669	30.341	33.217	1'45.224	258,5	10:04'11.302
2	26.746	14.800	29.798	33.135	1'44.479	258,5	10:05'12.109	3	29.278	16.040	30.767	33.448	1'49.533	233,4	10:06'00.835
3	26.519	14.699	29.680	32.944	1'43.842	257,3	10:06'55.951	4	26.742	14.782	30.022	33.363	1'44.909	256,1	10:07'45.744
4	26.465	14.606	29.632	32.906	1'43.609	260,9	10:08'39.560	5	26.712	14.864	31.696	46.258	1'59.530C	254,3	10:09'45.274
5	26.334	14.653	37.137	28'51.843	30'09.967P	260,3	10:38'49.527	6	31.044	16.247	35.685	26'54.275	28'17.251P	218,3	10:38'02.525
6	31.965	15.652	33.465	33.919	1'55.001P	235,4	10:40'44.528	7	32.308	15.060	30.475	33.247	1'51.090P	253,2	10:39'53.615
7	26.407	14.675	29.523	33.072	1'43.677	255,5	10:42'28.205	8	26.670	14.683	30.499	33.189	1'45.041	262,7	10:41'38.656
8	26.307	14.523	30.105	33.288	1'44.223	263,4	10:44'12.428	9	26.633	14.688	29.972	33.138	1'44.431	256,1	10:43'23.087
								10	26.522	14.744	29.830	33.033	1'44.129	256,1	10:45'07.216
14° 71 M. SCHEIB (1'43.757)								19° 70 L. VITALI (1'44.295)							
Lap	Seg.1	Seg.2	Seg.3	Seg.4	Lap Time	km/h	Local Time	Lap	Seg.1	Seg.2	Seg.3	Seg.4	Lap Time	km/h	Local Time
							10:00'31.299	1	31.657	15.576	31.695	33.753	1'52.681P	247,5	10:02'25.437
1	32.918	15.610	31.663	33.667	1'53.858P	259,1	10:02'25.157	2	27.321	14.574	33.188	36.395	1'51.478	266,5	10:04'16.915
2	32.645	14.764	30.464	33.056	1'50.929	260,3	10:04'16.086	3	26.614	14.674	30.016	33.111	1'44.415	261,5	10:06'01.330
3	26.310	14.605	29.715	35.164	1'45.794	265,3	10:06'01.880	4	26.729	14.423	30.086	33.057	1'44.295	269,1	10:07'45.625
4	26.841	15.003	30.085	32.815	1'44.744	256,7	10:07'46.624	5	26.649	15.591	30.318	44.963	1'57.521C	250,3	10:09'43.146
5	26.287	14.629	30.214	29'04.672	30'15.802P	266,5	10:38'02.426	6	31.864	17.646	33.886	26'56.463	28'19.859P	195,9	10:38'03.005
6	30.871	14.994	30.338	33.606	1'49.809P	257,9	10:39'52.235	7	31.161	14.702	30.389	33.544	1'49.796P	265,9	10:39'52.801
7	26.642	14.622	29.793	32.938	1'43.995	264,0	10:41'36.230	8	26.735	14.848	30.105	33.172	1'44.860	264,0	10:41'37.661
8	26.569	14.618	29.692	33.026	1'43.905	263,4	10:43'20.135	9	26.523	14.591	30.416	32.898	1'44.428	265,9	10:43'22.089
9	26.291	14.619	29.914	32.933	1'43.757	263,4	10:45'03.892	10	26.652	14.787	30.011	33.078	1'44.528	258,5	10:45'06.617
15° 41 F. D'ANNUNZIO (1'43.777)								20° 59 A. SCHACHT (1'44.306)							
Lap	Seg.1	Seg.2	Seg.3	Seg.4	Lap Time	km/h	Local Time	Lap	Seg.1	Seg.2	Seg.3	Seg.4	Lap Time	km/h	Local Time
							10:00'04.165	1	31.415	15.239	31.780	33.823	1'52.257P	257,9	10:02'24.964
1	33.370	15.301	32.551	34.391	1'55.613P	245,9	10:01'59.778	2	26.933	14.823	30.384	33.113	1'45.253	260,3	10:04'10.217
2	27.114	14.838	31.031	34.080	1'47.063	259,7	10:03'46.841	3	26.774	14.862	30.126	33.289	1'45.051	257,3	10:05'55.268
3	27.518	15.440	30.848	33.117	1'46.923	254,9	10:05'33.764	4	26.703	14.755	30.288	33.153	1'44.899	257,9	10:07'40.167
4	26.541	14.425	30.049	32.762	1'43.777	262,1	10:07'17.541	5	33.592	14.717	30.337	42.825	2'01.471C	261,5	10:09'41.638
5	26.973	14.752	29.989	32.771	1'44.485	259,1	10:09'02.026	6	32.296	17.738	35.242	26'55.653	28'20.929P	178,6	10:38'02.567
6	26.811	17.165	34.634	28'56.246	30'14.856P	173,5	10:39'16.882	7	31.123	14.994	30.389	33.590	1'50.096P	257,3	10:39'52.663
7	30.191	14.720	43.017	33.430	2'01.358P	260,9	10:41'18.240	8	26.735	14.820	30.117	33.123	1'44.795	259,1	10:41'37.458
8	26.620	14.566	29.990	33.303	1'44.479	260,3	10:43'02.719	9	26.562	14.703	30.785	33.094	1'45.144	260,3	10:43'22.602
9	26.567	14.612	30.140	33.253	1'44.572	258,5	10:44'47.291	10	26.530	14.680	30.060	33.036	1'44.306	259,7	10:45'06.908
16° 19 J. PUFFE (1'43.947)								21° 51 E. VIONNET (1'44.894)							
Lap	Seg.1	Seg.2	Seg.3	Seg.4	Lap Time	km/h	Local Time	Lap	Seg.1	Seg.2	Seg.3	Seg.4	Lap Time	km/h	Local Time
							10:00'41.702	1	31.415	15.239	31.780	33.823	1'52.257P	257,9	10:02'24.964
1	34.052	14.994	31.147	33.605	1'53.798P	264,6	10:02'35.500	2	26.933	14.823	30.384	33.113	1'45.253	260,3	10:04'10.217
2	26.760	14.575	30.098	32.963	1'44.396	265,9	10:04'19.896	3	26.774	14.862	30.126	33.289	1'45.051	257,3	10:05'55.268

22/10/2017

P = Pits In/Out - C = Lap-Time Cancelled

These data/results cannot be reproduced, stored and/or transmitted in whole or in part by any manner of electronic, mechanical, photocopying, recording, broadcasting or otherwise now known or herein after developed without the previous express consent by the copyright owner, except for reproduction in daily press and regular printed publications on sale to the public within 60 days of the event related to those data/results and always provided that copyright symbol appears together as follows below.

© DORNA WSBK ORGANIZATION Srl 2017

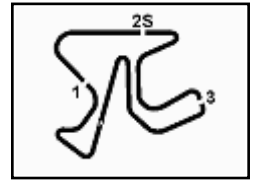
PIRELLI PERUGIA TIMING



Official Tyre Supplier



Official Timekeeper



### Spanish Round, 20-21-22 October 2017

#### Superstock 1000 - Chronological Analysis Warm Up

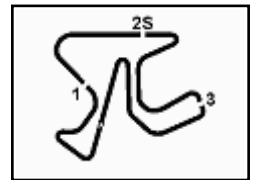
Lap	Seg.1	Seg.2	Seg.3	Seg.4	Lap Time	km/h	Local Time
1	32.995	15.110	31.025	33.705	1'52.835P	257,9	10:00'02.293
2	26.861	14.854	30.258	33.586	1'45.559	256,7	10:01'55.128
3	27.139	14.805	30.058	33.490	1'45.492	260,3	10:03'40.687
4	26.879	14.858	30.344	33.646	1'45.727	257,9	10:05'26.179
5	<b>26.723</b>	14.743	<b>30.054</b>	<b>33.374</b>	<b>1'44.894</b>	260,3	10:07'11.906
6	26.695	17.574	35.010	27'44.259	29'03.538P	152,7	10:08'56.800
7	36.433	14.963	31.320	34.346	1'57.062P	260,9	10:10'39.400
8	27.386	<b>14.726</b>	30.120	33.459	1'45.691	<b>261,5</b>	10:12'13.091
9	26.791	14.840	30.405	33.698	1'45.734	260,9	10:13'28.825
10	27.151	16.012	31.009	33.579	1'47.751	244,8	10:14'51.676
<b>22° 34 X. PINSACH (1'44.960)</b>							
Lap	Seg.1	Seg.2	Seg.3	Seg.4	Lap Time	km/h	Local Time
1	32.410	15.350	31.393	34.582	1'53.735P	253,7	10:02'03.831
2	26.933	14.843	30.379	33.629	1'45.784	259,1	10:03'49.615
3	26.948	14.832	31.440	33.986	1'47.206	261,5	10:05'36.821
4	26.765	14.930	30.360	33.810	1'45.865	<b>264,6</b>	10:07'22.686
5	26.971	14.886	30.263	38.150	1'50.270C	259,1	10:09'12.956
6	32.035	17.860	32.712	27'22.187	28'44.794P	237,4	10:11'09.750
7	36.094	14.925	30.870	33.864	1'55.753P	260,9	10:12'53.503
8	26.641	14.761	30.727	33.541	1'45.670	260,9	10:14'39.173
9	26.680	<b>14.696</b>	<b>30.166</b>	<b>33.418</b>	<b>1'44.960</b>	262,7	10:16'12.133
10	<b>26.521</b>	14.818	30.228	33.689	1'45.256	259,1	10:17'59.389
<b>23° 68 G. SCOTT (1'45.116)</b>							
Lap	Seg.1	Seg.2	Seg.3	Seg.4	Lap Time	km/h	Local Time
1	33.646	15.236	32.134	34.243	1'55.259P	250,3	10:00'02.293
2	27.604	14.808	30.590	35.418	1'48.420	264,6	10:01'57.552
3	27.422	14.609	30.482	33.371	1'45.884	<b>265,3</b>	10:03'45.972
4	<b>27.058</b>	<b>14.579</b>	<b>30.357</b>	<b>33.122</b>	<b>1'45.116</b>	264,6	10:05'31.856
<b>24° 77 W. TESSELS (1'45.280)</b>							
Lap	Seg.1	Seg.2	Seg.3	Seg.4	Lap Time	km/h	Local Time
1	36.297	15.135	31.935	34.465	1'57.832P	259,1	10:00'02.293
2	27.338	14.867	30.649	33.730	1'46.584	261,5	10:02'00.125
3	27.549	15.050	30.274	33.384	1'46.257	259,7	10:03'46.709
4	26.945	14.791	30.390	<b>33.154</b>	<b>1'45.280</b>	261,5	10:05'32.966
5	26.889	14.809	30.672	40.309	1'52.679C	260,3	10:07'18.246
6	33.519	17.198	33.415	27'25.518	28'49.650P	224,0	10:09'10.925
7	37.163	15.205	30.850	34.355	1'57.573P	258,5	10:11'09.925
8	27.034	<b>14.735</b>	<b>30.195</b>	33.433	1'45.397	<b>264,6</b>	10:12'53.503
9	<b>26.818</b>	14.839	30.877	33.265	1'45.799	259,1	10:14'39.173
10	26.898	15.649	30.355	33.337	1'46.239	251,4	10:16'12.133
<b>25° 90 T. FINSTERBUSCH (1'45.333)</b>							
Lap	Seg.1	Seg.2	Seg.3	Seg.4	Lap Time	km/h	Local Time
1	35.619	15.117	31.978	33.932	1'56.646P	265,3	10:00'02.293
2	27.360	14.840	30.703	33.501	1'46.404	262,1	10:01'58.939
3	26.992	14.790	<b>30.407</b>	<b>33.144</b>	<b>1'45.333</b>	262,7	10:03'45.340
4	<b>26.925</b>	14.722	32.057	34.134	1'47.838	262,1	10:05'30.676
<b>26° 81 A. BERNARDI (1'45.398)</b>							
Lap	Seg.1	Seg.2	Seg.3	Seg.4	Lap Time	km/h	Local Time
1	33.631	15.479	31.036	34.042	1'54.188P	252,6	10:00'11.135
2	27.304	15.065	30.446	33.568	1'46.383	<b>259,7</b>	10:02'05.323
3	27.082	<b>14.619</b>	<b>30.199</b>	<b>33.498</b>	<b>1'45.398</b>	256,1	10:03'51.706
4	33.871	14.846	30.756	33.735	1'53.208	253,2	10:05'37.104
5	<b>26.975</b>	14.643	30.409	44.861	1'56.888C	257,3	10:07'30.312
<b>27° 91 E. KUPARINEN (1'45.461)</b>							
Lap	Seg.1	Seg.2	Seg.3	Seg.4	Lap Time	km/h	Local Time
1	34.604	15.413	31.721	34.355	1'56.093P	260,9	10:00'05.716
2	27.669	14.993	30.810	33.588	1'47.060	263,4	10:02'01.809
3	27.273	<b>14.631</b>	30.815	1'47.155	2'59.874P	<b>269,8</b>	10:03'48.869
4	35.372	15.110	31.187	33.350	1'55.019P	256,7	10:05'26.179
5	27.105	14.626	34.630	27'57.857	29'14.218P	263,4	10:07'11.906
6	37.378	14.934	30.942	33.776	1'57.030P	261,5	10:08'43.762
7	<b>26.979</b>	14.792	30.352	33.338	<b>1'45.461</b>	260,9	10:09'59.649
8	27.023	14.811	30.438	<b>33.267</b>	1'45.539	262,1	10:11'09.750
9	27.399	14.727	<b>30.320</b>	33.405	1'45.851	262,7	10:12'53.503
<b>28° 32 M. MOSER (1'45.532)</b>							
Lap	Seg.1	Seg.2	Seg.3	Seg.4	Lap Time	km/h	Local Time
1	34.010	15.816	31.362	34.407	1'55.595P	252,0	10:01'41.612
2	27.213	14.964	30.627	33.789	1'46.593	251,4	10:03'37.207
3	<b>26.923</b>	<b>14.837</b>	30.421	33.668	1'45.849	253,2	10:05'23.800
4	26.939	14.876	30.348	<b>33.369</b>	<b>1'45.532</b>	<b>253,7</b>	10:07'09.649
5	26.987	17.603	35.314	29'04.717	30'24.621P	181,5	10:08'55.181
6	32.881	15.613	32.736	34.928	1'56.158P	247,5	10:10'41.612
7	26.937	15.010	30.418	34.388	1'46.753	249,7	10:11'59.660
8	27.154	14.867	<b>30.111</b>	33.898	1'46.030	253,2	10:13'28.825
<b>29° 16 G. RUIU (1'45.596)</b>							
Lap	Seg.1	Seg.2	Seg.3	Seg.4	Lap Time	km/h	Local Time
1	37.494	17.259	37.409	35.313	2'07.475P	234,9	10:00'17.634
2	27.144	14.668	<b>30.335</b>	<b>33.449</b>	<b>1'45.596</b>	259,7	10:02'25.109
3	<b>26.564</b>	<b>14.632</b>	31.899	37.726	1'50.821	<b>260,9</b>	10:04'10.705
<b>30° 94 N. URAMOTO (1'45.974)</b>							
Lap	Seg.1	Seg.2	Seg.3	Seg.4	Lap Time	km/h	Local Time
1	32.278	15.124	31.480	34.049	1'52.931P	260,3	10:00'03.516
2	27.210	14.927	30.633	33.602	1'46.372	261,5	10:01'56.447
3	27.549	<b>14.700</b>	<b>30.556</b>	33.551	1'46.356	<b>263,4</b>	10:03'42.819
4	27.146	14.751	30.704	<b>33.492</b>	1'46.093	260,9	10:05'29.175
5	<b>27.003</b>	14.754	30.616	33.601	<b>1'45.974</b>	260,9	10:07'15.268
6	28.070	16.270	35.350	27'42.802	29'02.492P	196,6	10:09'01.242
7	31.257	15.003	32.071	33.830	1'52.161P	261,5	10:10'25.109
8	27.102	14.843	30.808	33.494	1'46.247	259,7	10:11'59.660
9	27.232	<b>14.700</b>	30.615	33.629	1'46.176	262,7	10:13'28.318
<b>31° 17 L. DE ULACIA (1'46.429)</b>							
Lap	Seg.1	Seg.2	Seg.3	Seg.4	Lap Time	km/h	Local Time
1	37.958	16.008	32.632	35.404	2'02.002P	251,4	10:00'02.293
2	28.207	15.139	31.263	34.747	1'49.356	251,4	10:02'04.295
3	27.633	14.923	30.801	34.315	1'47.672	252,0	10:03'53.651
4	27.448	14.980	30.764	34.298	1'47.490	250,9	10:05'41.323
5	27.439	15.007	30.821	43.924	1'57.191C	252,0	10:07'28.813
6	32.181	15.385	31.164	27'13.458	28'32.188P	250,3	10:09'26.004
7	38.286	15.032	31.158	34.193	1'58.669P	253,7	10:11'09.750
8	27.931	15.039	30.774	33.898	1'47.642	255,5	10:12'53.503
9	27.253	<b>14.871</b>	<b>30.372</b>	33.933	<b>1'46.429</b>	253,7	10:14'39.173
10	<b>27.196</b>	14.934	30.697	<b>33.880</b>	1'46.707	<b>256,7</b>	10:16'12.133
<b>32° 88 V. KRUGER (1'46.612)</b>							
Lap	Seg.1	Seg.2	Seg.3	Seg.4	Lap Time	km/h	Local Time
1	33.631	15.479	31.036	34.042	1'54.188P	252,6	10:00'11.135
2	27.304	15.065	30.446	33.568	1'46.383	<b>259,7</b>	10:02'05.323
3	27.082	<b>14.619</b>	<b>30.199</b>	<b>33.498</b>	<b>1'45.398</b>	256,1	10:03'51.706
4	33.871	14.846	30.756	33.735	1'53.208	253,2	10:05'37.104
5	<b>26.975</b>	14.643	30.409	44.861	1'56.888C	257,3	10:07'30.312

22/10/2017 P = Pits In/Out - C = Lap-Time Cancelled

These data/results cannot be reproduced, stored and/or transmitted in whole or in part by any manner of electronic, mechanical, photocopying, recording, broadcasting or otherwise now known or herein after developed without the previous express consent by the copyright owner, except for reproduction in daily press and regular printed publications on sale to the public within 60 days of the event related to those data/results and always provided that copyright symbol appears together as follows below.

© DORNA WSBK ORGANIZATION Srl 2017





### Spanish Round, 20-21-22 October 2017

#### Superstock 1000 - Chronological Analysis Warm Up

1	32.641	15.361	32.435	34.961	1'55.398P	259,1	10:01'59.399
2	27.358	<b>14.869</b>	30.894	33.966	1'47.087	262,7	10:03'46.486
3	27.667	15.491	31.358	34.395	1'48.911	260,3	10:05'35.397
4	27.166	15.041	30.918	<b>33.905</b>	1'47.030	260,3	10:07'22.427
5	27.167	15.058	30.899	37.313	1'50.437C	<b>264,0</b>	10:09'12.864
6	33.613	21.732	35.047	27'22.596	28'52.988P	151,1	10:38'05.852
7	33.483	15.341	31.247	35.171	1'55.242P	257,3	10:40'01.094
8	27.336	15.100	<b>30.632</b>	34.035	1'47.103	256,7	10:41'48.197
9	27.163	14.952	<b>30.632</b>	34.030	1'46.777	262,1	10:43'34.974
10	<b>26.888</b>	14.978	30.672	34.074	<b>1'46.612</b>	260,9	10:45'21.586

#### 33° 46 M. CUDEVILLE (1'46.901)

Lap	Seg.1	Seg.2	Seg.3	Seg.4	Lap Time	km/h	Local Time
							10:00'02.293
1	35.098	15.358	32.458	34.673	1'57.587P	253,2	10:01'59.880
2	28.035	15.137	<b>30.773</b>	34.267	1'48.212	<b>259,1</b>	10:03'48.092
3	27.422	15.027	31.317	34.396	1'48.162	255,5	10:05'36.254
4	<b>27.262</b>	<b>14.923</b>	31.085	<b>33.631</b>	<b>1'46.901</b>	255,5	10:07'23.155
5					32'47.155P		10:40'10.310
6	35.193	15.937	32.269	36.062	1'59.461P	246,9	10:42'09.771
7	27.889	15.636	31.842	34.611	1'49.978	250,3	10:43'59.749

#### 34° 61 A. TERZIANI (1'47.915)

Lap	Seg.1	Seg.2	Seg.3	Seg.4	Lap Time	km/h	Local Time
							10:00'02.293
1	42.614	16.412	32.204	34.921	2'06.151P	253,2	10:02'08.444
2	27.742	15.104	31.194	34.673	1'48.713	259,7	10:03'57.157
3	27.814	<b>15.034</b>	<b>30.785</b>	<b>34.282</b>	<b>1'47.915</b>	<b>261,5</b>	10:05'45.072
4	50.572	18.810	34.931	30'50.871	32'35.184P	184,2	10:38'20.256
5	39.248	18.486	37.092	39.852	2'14.678P	242,1	10:40'34.934
6	28.491	15.335	31.657	35.437	1'50.920	252,0	10:42'25.854
7	<b>27.466</b>	15.123	32.492	34.433	1'49.514	256,7	10:44'15.368

#### 35° 15 A. MEDINA MAYO ()

Lap	Seg.1	Seg.2	Seg.3	Seg.4	Lap Time	km/h	Local Time
							10:00'29.168

22/10/2017

**P = Pits In/Out - C = Lap-Time Cancelled**

These data/results cannot be reproduced, stored and/or transmitted in whole or in part by any manner of electronic, mechanical, photocopying, recording, broadcasting or otherwise now known or herein after developed without the previous express consent by the copyright owner, except for reproduction in daily press and regular printed publications on sale to the public within 60 days of the event related to those data/results and always provided that copyright symbol appears together as follows below.

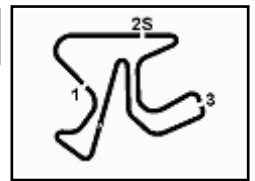
© DORNA WSBK ORGANIZATION Srl 2017

**PIRELLI PERUGIA TIMING**


Official Tyre Supplier



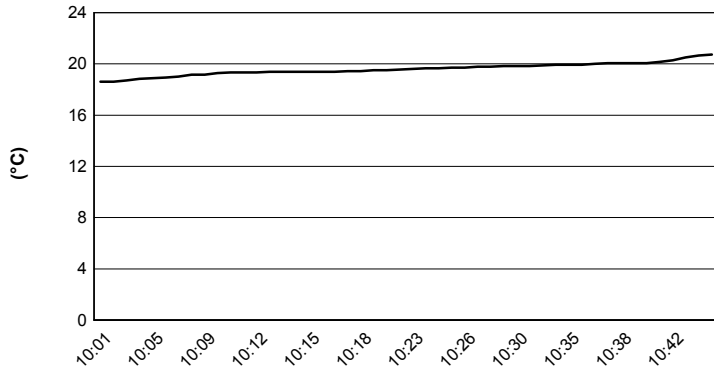
Official Timekeeper



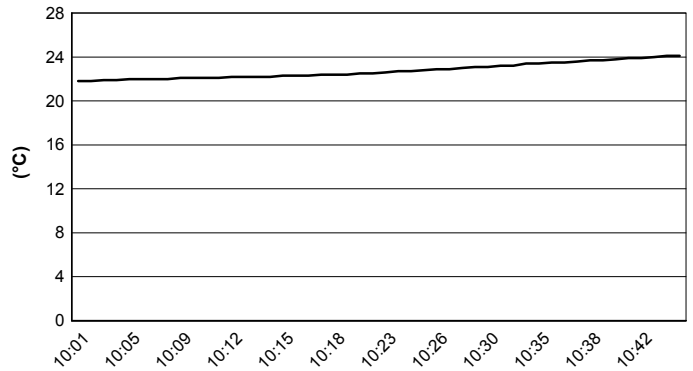
Jerez 4.423 m

**Spanish Round, 20-21-22 October 2017**  
**Superstock 1000 - Weather Report Warm Up**  
 Session started 10:00 - Session ended 10:45

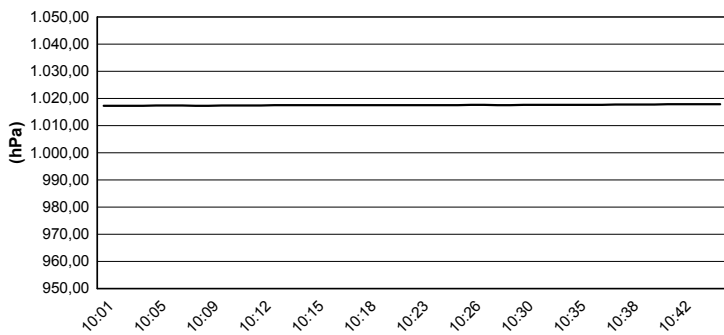
### Air Temperature



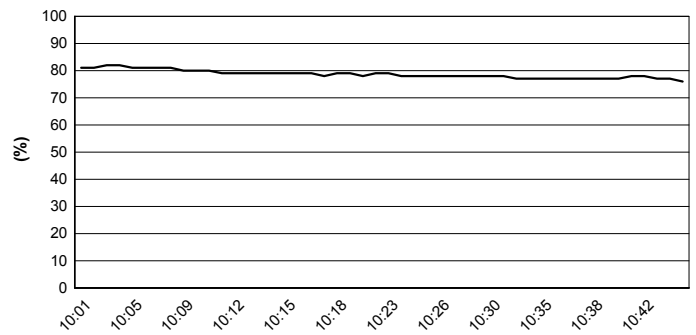
### Track Temperature



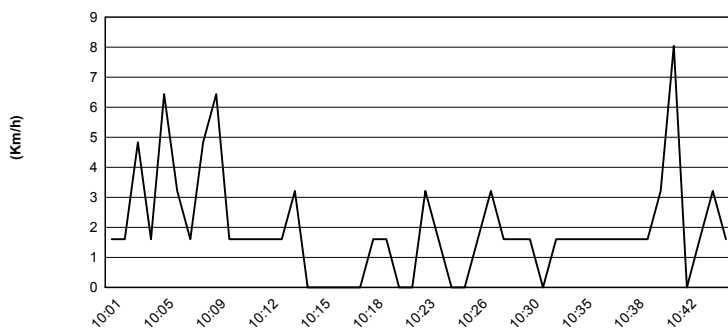
### Air Pressure



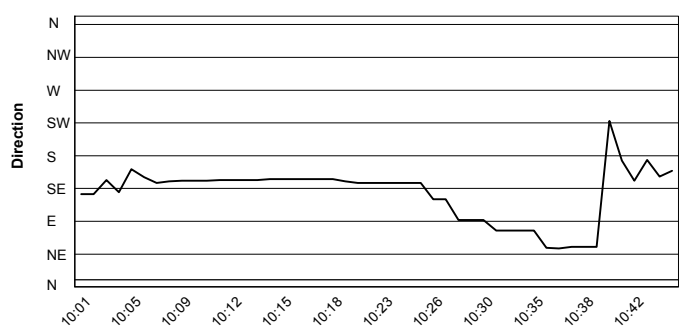
### Humidity



### Wind Speed



### Wind Direction

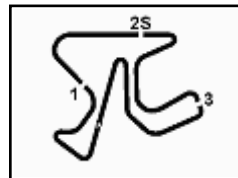


22/10/2017

These data/results cannot be reproduced, stored and/or transmitted in whole or in part by any manner of electronic, mechanical, photocopying, recording, broadcasting or otherwise now known or herein after developed without the previous express consent by the copyright owner, except for reproduction in daily press and regular printed publications on sale to the public within 60 days of the event related to those data/results and always provided that copyright symbol appears together as follows below.

© DORNA WSBK ORGANIZATION Srl 2017





Jerez 4.423 m

### Spanish Round, 20-21-22 October 2017

#### Superstock 1000 - Starting Grid

15 Laps x 4,423 km = 66,345 km

1	28 REITERBERGER M. BMW 1'42.113	2	57 JONES M. Ducati 1'42.136	3	2 TAMBURINI R. Yamaha 1'42.181
2	23 SANDI F. BMW 1'42.461	4	21 MARINO F. Yamaha 1'42.535	5	55 MYKHALCHYK I. Kawasaki 1'42.641
3	36 ALT F. Yamaha 1'42.671	6	11 GUARNONI J. Kawasaki 1'42.731	7	15 MEDINA MAYO A. Yamaha 1'42.750
4	41 D'ANNUNZIO F. BMW 1'42.797	8	71 SCHEIB M. Aprilia 1'42.818	8	54 RAZGATLIOGLU T. Kawasaki 1'42.870
5	5 FACCANI M. BMW 1'42.872	9	12 RINALDI M. Ducati 1'42.926	9	7 FRITZ M. Yamaha 1'43.084
6	9 MANTOVANI A. Aprilia 1'43.157	10	6 PUSCEDDU E. BMW 1'43.497	10	19 PUFFE J. BMW 1'43.622
7	16 RUIU G. Yamaha 1'43.687	11	70 VITALI L. Aprilia 1'43.745	11	77 TESSELS W. Kawasaki 1'43.950
8	90 FINSTERBUSCH T. Kawasaki 1'44.063	12	51 VIONNET E. BMW 1'44.326	12	32 MOSER M. Kawasaki 1'44.337
9	34 PINSACH X. Kawasaki 1'44.371	13	3 SUCHET S. BMW 1'44.437	13	91 KUPARINEN E. Kawasaki 1'45.401
10	88 KRUGER V. BMW 1'45.596	14	81 BERNARDI A. Yamaha 1'45.982	14	46 CUDEVILLE M. Kawasaki 1'46.475
11	17 DE ULACIA L. Kawasaki 1'46.727	15	61 TERZIANI A. Yamaha 1'46.823	15	59 SCHACHT A. Ducati 1'44.142

N.68 (Scott G.) will not take part in the race. Declared unfit after WUP  
 N.94 (Uramoto N.) will not take part in the race. Declared unfit after WUP  
 N.59 (Schacht A.) will start the race from the pit lane according to Art. 1.21.23

\* = Penalized

22/10/2017 Jury President .....

..... Race Director

These data/results cannot be reproduced, stored and/or transmitted in whole or in part by any manner of electronic, mechanical, photocopying, recording, broadcasting or otherwise now known or herein after developed without the previous express consent by the copyright owner, except for reproduction in daily press and regular printed publications on sale to the public within 60 days of the event related to those data/results and always provided that copyright symbol appears together as follows below.

© DORNA WSBK ORGANIZATION Srl 2017

**PIRELLI PERUGIA TIMING**


Official Tyre Supplier



Official Timekeeper