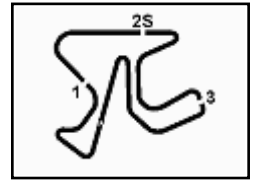





**6.4**
**STK1000**  
**120/09**


Jerez 4.423 m

### Spanish Round, 20-21-22 October 2017

#### Superstock 1000 - Chronological Analysis Warm Up

**2 / 4**

12° 5 M. FACCANI (1'43.550)								17° 3 S. SUCHET (1'43.968)							
Lap	Seg.1	Seg.2	Seg.3	Seg.4	Lap Time	km/h	Local Time	Lap	Seg.1	Seg.2	Seg.3	Seg.4	Lap Time	km/h	Local Time
10:00'37.763								10:01'17.830							
1	34.827	15.265	31.365	33.944	1'55.401P	261,5	10:02'33.164	1	32.957	14.928	30.656	33.137	1'51.678P	264,6	10:03'09.508
2	26.568	14.625	30.116	34.048	1'45.357	262,1	10:04'18.521	2	26.727	14.544	30.119	33.216	1'44.606	262,7	10:04'54.114
3	26.461	<b>14.515</b>	<b>29.677</b>	33.046	1'43.999	<b>267,2</b>	10:06'02.520	3	26.688	14.672	30.158	<b>32.941</b>	1'44.459	264,0	10:06'38.573
4	27.959	14.969	29.937	32.994	1'45.859	265,3	10:07'48.379	4	26.528	14.574	30.085	33.097	1'44.284	<b>265,9</b>	10:08'22.857
5	26.392	14.597	29.860	30'33.659	31'44.508P	265,3	10:39'32.887	5	26.550	14.722	30.043	29'14.048	30'25.363P	259,7	10:38'48.220
6	34.554	14.983	30.186	34.677	1'54.400P	260,3	10:41'27.287	6	33.393	15.961	32.856	34.237	1'56.447P	242,6	10:40'44.667
7	26.495	14.629	29.728	33.034	1'43.886	260,9	10:43'11.173	7	26.488	14.553	29.980	32.947	<b>1'43.968</b>	265,3	10:42'28.635
8	<b>26.258</b>	14.584	29.720	<b>32.988</b>	<b>1'43.550</b>	262,1	10:44'54.723	8	<b>26.427</b>	<b>14.490</b>	<b>29.978</b>	33.306	1'44.201	264,0	10:44'12.836
13° 11 J. GUARNONI (1'43.609)								18° 6 E. PUSCEDDU (1'44.129)							
Lap	Seg.1	Seg.2	Seg.3	Seg.4	Lap Time	km/h	Local Time	Lap	Seg.1	Seg.2	Seg.3	Seg.4	Lap Time	km/h	Local Time
10:01'28.100								10:00'12.253							
1	36.189	15.780	32.440	35.121	1'59.530P	238,5	10:03'27.630	1	45.437	20.969	33.399	34.020	2'13.825P	187,3	10:02'26.078
2	26.746	14.800	29.798	33.135	1'44.479	258,5	10:05'12.109	2	26.997	<b>14.669</b>	30.341	33.217	1'45.224	258,5	10:04'11.302
3	26.519	14.699	29.680	32.944	1'43.842	257,3	10:06'55.951	3	29.278	16.040	30.767	33.448	1'49.533	233,4	10:06'00.835
4	26.465	14.606	29.632	<b>32.906</b>	<b>1'43.609</b>	260,9	10:08'39.560	4	26.742	14.782	30.022	33.363	1'44.909	256,1	10:07'45.744
5	26.334	14.653	37.137	28'51.843	30'09.967P	260,3	10:38'49.527	5	26.712	14.864	31.696	46.258	1'59.530C	254,3	10:09'45.274
6	31.965	15.652	33.465	33.919	1'55.001P	235,4	10:40'44.528	6	31.044	16.247	35.685	26'54.275	28'17.251P	218,3	10:38'02.525
7	26.407	14.675	<b>29.523</b>	33.072	1'43.677	255,5	10:42'28.205	7	32.308	15.060	30.475	33.247	1'51.090P	253,2	10:39'53.615
8	<b>26.307</b>	<b>14.523</b>	30.105	33.288	1'44.223	<b>263,4</b>	10:44'12.428	8	26.670	14.683	30.499	33.189	1'45.041	<b>262,7</b>	10:41'38.656
9								9	26.633	14.688	29.972	33.138	1'44.431	256,1	10:43'23.087
10								10	<b>26.522</b>	14.744	<b>29.830</b>	<b>33.033</b>	<b>1'44.129</b>	256,1	10:45'07.216
14° 71 M. SCHEIB (1'43.757)								19° 70 L. VITALI (1'44.295)							
Lap	Seg.1	Seg.2	Seg.3	Seg.4	Lap Time	km/h	Local Time	Lap	Seg.1	Seg.2	Seg.3	Seg.4	Lap Time	km/h	Local Time
10:00'31.299								10:00'32.756							
1	32.918	15.610	31.663	33.667	1'53.858P	259,1	10:02'25.157	1	31.657	15.576	31.695	33.753	1'52.681P	247,5	10:02'25.437
2	32.645	14.764	30.464	33.056	1'50.929	260,3	10:04'16.086	2	27.321	14.574	33.188	36.395	1'51.478	266,5	10:04'16.915
3	26.310	<b>14.605</b>	29.715	35.164	1'45.794	265,3	10:06'01.880	3	26.614	14.674	30.016	33.111	1'44.415	261,5	10:06'01.330
4	26.841	15.003	30.085	<b>32.815</b>	1'44.744	256,7	10:07'46.624	4	26.729	<b>14.423</b>	30.086	33.057	<b>1'44.295</b>	<b>269,1</b>	10:07'45.625
5	<b>26.287</b>	14.629	30.214	29'04.672	30'15.802P	<b>266,5</b>	10:38'02.426	5	26.649	15.591	30.318	44.963	1'57.521C	250,3	10:09'43.146
6	30.871	14.994	30.338	33.606	1'49.809P	257,9	10:39'52.235	6	31.864	17.646	33.886	26'56.463	28'19.859P	195,9	10:38'03.005
7	26.642	14.622	29.793	32.938	1'43.995	264,0	10:41'36.230	7	31.161	14.702	30.389	33.544	1'49.796P	265,9	10:39'52.801
8	26.569	14.618	<b>29.692</b>	33.026	1'43.905	263,4	10:43'20.135	8	26.735	14.848	30.105	33.172	1'44.860	264,0	10:41'37.661
9	26.291	14.619	29.914	32.933	<b>1'43.757</b>	263,4	10:45'03.892	9	<b>26.523</b>	14.591	30.416	<b>32.898</b>	1'44.428	265,9	10:43'22.089
10								10	26.652	14.787	<b>30.011</b>	33.078	1'44.528	258,5	10:45'06.617
15° 41 F. D'ANNUNZIO (1'43.777)								20° 59 A. SCHACHT (1'44.306)							
Lap	Seg.1	Seg.2	Seg.3	Seg.4	Lap Time	km/h	Local Time	Lap	Seg.1	Seg.2	Seg.3	Seg.4	Lap Time	km/h	Local Time
10:00'04.165								10:00'32.707							
1	33.370	15.301	32.551	34.391	1'55.613P	245,9	10:01'59.778	1	31.415	15.239	31.780	33.823	1'52.257P	257,9	10:02'24.964
2	27.114	14.838	31.031	34.080	1'47.063	259,7	10:03'46.841	2	26.933	14.823	30.384	33.113	1'45.253	260,3	10:04'10.217
3	27.518	15.440	30.848	33.117	1'46.923	254,9	10:05'33.764	3	26.774	14.862	30.126	33.289	1'45.051	257,3	10:05'55.268
4	<b>26.541</b>	<b>14.425</b>	30.049	<b>32.762</b>	<b>1'43.777</b>	<b>262,1</b>	10:07'17.541	4	26.703	14.755	30.288	33.153	1'44.899	257,9	10:07'40.167
5	26.973	14.752	<b>29.989</b>	32.771	1'44.485	259,1	10:09'02.026	5	33.592	14.717	30.337	42.825	2'01.471C	<b>261,5</b>	10:09'41.638
6	26.811	17.165	34.634	28'56.246	30'14.856P	173,5	10:39'16.882	6	32.296	17.738	35.242	26'55.653	28'20.929P	178,6	10:38'02.567
7	30.191	14.720	43.017	33.430	2'01.358P	260,9	10:41'18.240	7	31.123	14.994	30.389	33.590	1'50.096P	257,3	10:39'52.663
8	26.620	14.566	29.990	33.303	1'44.479	260,3	10:43'02.719	8	26.735	14.820	30.117	33.123	1'44.795	259,1	10:41'37.458
9	26.567	14.612	30.140	33.253	1'44.572	258,5	10:44'47.291	9	26.562	14.703	30.785	33.094	1'45.144	260,3	10:43'22.602
10								10	<b>26.530</b>	<b>14.680</b>	<b>30.060</b>	<b>33.036</b>	<b>1'44.306</b>	259,7	10:45'06.908
16° 19 J. PUFFE (1'43.947)								21° 51 E. VIONNET (1'44.894)							
Lap	Seg.1	Seg.2	Seg.3	Seg.4	Lap Time	km/h	Local Time	Lap	Seg.1	Seg.2	Seg.3	Seg.4	Lap Time	km/h	Local Time
10:00'41.702								10:00'32.707							
1	34.052	14.994	31.147	33.605	1'53.798P	264,6	10:02'35.500	1	31.415	15.239	31.780	33.823	1'52.257P	257,9	10:02'24.964
2	26.760	14.575	30.098	32.963	1'44.396	265,9	10:04'19.896	2	26.933	14.823	30.384	33.113	1'45.253	260,3	10:04'10.217

22/10/2017 P = Pits In/Out - C = Lap-Time Cancelled

These data/results cannot be reproduced, stored and/or transmitted in whole or in part by any manner of electronic, mechanical, photocopying, recording, broadcasting or otherwise now known or herein after developed without the previous express consent by the copyright owner, except for reproduction in daily press and regular printed publications on sale to the public within 60 days of the event related to those data/results and always provided that copyright symbol appears together as follows below.

© DORNA WSBK ORGANIZATION Srl 2017

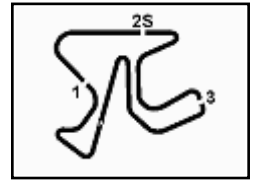
FICR PERUGIA TIMING



Official Tyre Supplier



Official Timekeeper



### Spanish Round, 20-21-22 October 2017

#### Superstock 1000 - Chronological Analysis Warm Up

Jerez 4.423 m

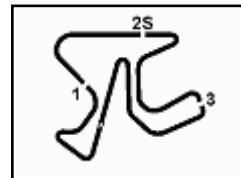
**3 / 4**

Lap	Seg.1	Seg.2	Seg.3	Seg.4	Lap Time	km/h	Local Time
1	32.995	15.110	31.025	33.705	1'52.835P	257,9	10:00'02.293
2	26.861	14.854	30.258	33.586	1'45.559	256,7	10:01'55.128
3	27.139	14.805	30.058	33.490	1'45.492	260,3	10:03'40.687
4	26.879	14.858	30.344	33.646	1'45.727	257,9	10:05'26.179
5	<b>26.723</b>	14.743	<b>30.054</b>	<b>33.374</b>	<b>1'44.894</b>	260,3	10:07'11.906
6	26.695	17.574	35.010	27'44.259	29'03.538P	152,7	10:08'56.800
7	36.433	14.963	31.320	34.346	1'57.062P	260,9	10:10'39.400
8	27.386	<b>14.726</b>	30.120	33.459	1'45.691	<b>261,5</b>	10:12'13.091
9	26.791	14.840	30.405	33.698	1'45.734	260,9	10:13'28.825
10	27.151	16.012	31.009	33.579	1'47.751	244,8	10:14'51.676
<b>27° 91 E. KUPARINEN (1'45.461)</b>							
Lap	Seg.1	Seg.2	Seg.3	Seg.4	Lap Time	km/h	Local Time
1	34.604	15.413	31.721	34.355	1'56.093P	260,9	10:00'05.716
2	27.669	14.993	30.810	33.588	1'47.060	263,4	10:02'01.809
3	27.273	<b>14.631</b>	30.815	1'47.155	2'59.874P	<b>269,8</b>	10:06'48.743
4	35.372	15.110	31.187	33.350	1'55.019P	256,7	10:08'43.762
5	27.105	14.626	34.630	27'57.857	29'14.218P	263,4	10:37'57.980
6	37.378	14.934	30.942	33.776	1'57.030P	261,5	10:39'55.010
7	<b>26.979</b>	14.792	30.352	33.338	<b>1'45.461</b>	260,9	10:41'40.471
8	27.023	14.811	30.438	<b>33.267</b>	1'45.539	262,1	10:43'26.010
9	27.399	14.727	<b>30.320</b>	33.405	1'45.851	262,7	10:45'11.861
<b>28° 32 M. MOSER (1'45.532)</b>							
Lap	Seg.1	Seg.2	Seg.3	Seg.4	Lap Time	km/h	Local Time
1	34.010	15.816	31.362	34.407	1'55.595P	252,0	10:01'41.612
2	27.213	14.964	30.627	33.789	1'46.593	251,4	10:05'23.800
3	<b>26.923</b>	<b>14.837</b>	30.421	33.668	1'45.849	253,2	10:07'09.649
4	26.939	14.876	30.348	<b>33.369</b>	<b>1'45.532</b>	<b>253,7</b>	10:08'55.181
5	26.987	17.603	35.314	29'04.717	30'24.621P	181,5	10:39'19.802
6	32.881	15.613	32.736	34.928	1'56.158P	247,5	10:41'15.960
7	26.937	15.010	30.418	34.388	1'46.753	249,7	10:43'02.713
8	27.154	14.867	<b>30.111</b>	33.898	1'46.030	253,2	10:44'48.743
<b>29° 16 G. RUIU (1'45.596)</b>							
Lap	Seg.1	Seg.2	Seg.3	Seg.4	Lap Time	km/h	Local Time
1	37.494	17.259	37.409	35.313	2'07.475P	234,9	10:00'17.634
2	27.144	14.668	<b>30.335</b>	<b>33.449</b>	<b>1'45.596</b>	259,7	10:04'10.705
3	<b>26.564</b>	<b>14.632</b>	31.899	37.726	1'50.821	<b>260,9</b>	10:06'01.526
<b>30° 94 N. URAMOTO (1'45.974)</b>							
Lap	Seg.1	Seg.2	Seg.3	Seg.4	Lap Time	km/h	Local Time
1	32.278	15.124	31.480	34.049	1'52.931P	260,3	10:00'03.516
2	27.210	14.927	30.633	33.602	1'46.372	261,5	10:01'56.447
3	27.549	<b>14.700</b>	<b>30.556</b>	33.551	1'46.356	<b>263,4</b>	10:05'29.175
4	27.146	14.751	30.704	<b>33.492</b>	1'46.093	260,9	10:07'15.268
5	<b>27.003</b>	14.754	30.616	33.601	<b>1'45.974</b>	260,9	10:09'01.242
6	28.070	16.270	35.350	27'42.802	29'02.492P	196,6	10:38'03.734
7	31.257	15.003	32.071	33.830	1'52.161P	261,5	10:39'55.895
8	27.102	14.843	30.808	33.494	1'46.247	259,7	10:41'42.142
9	27.232	<b>14.700</b>	30.615	33.629	1'46.176	262,7	10:43'28.318
<b>31° 17 L. DE ULACIA (1'46.429)</b>							
Lap	Seg.1	Seg.2	Seg.3	Seg.4	Lap Time	km/h	Local Time
1	37.958	16.008	32.632	35.404	2'02.002P	251,4	10:00'02.293
2	28.207	15.139	31.263	34.747	1'49.356	251,4	10:02'04.295
3	27.633	14.923	30.801	34.315	1'47.672	252,0	10:03'53.651
4	27.448	14.980	30.764	34.298	1'47.490	250,9	10:05'41.323
5	27.439	15.007	30.821	43.924	1'57.191C	252,0	10:09'26.004
6	32.181	15.385	31.164	27'13.458	28'32.188P	250,3	10:37'58.192
7	38.286	15.032	31.158	34.193	1'58.669P	253,7	10:39'56.861
8	27.931	15.039	30.774	33.898	1'47.642	255,5	10:41'44.503
9	27.253	<b>14.871</b>	<b>30.372</b>	33.933	<b>1'46.429</b>	253,7	10:43'30.932
10	<b>27.196</b>	14.934	30.697	<b>33.880</b>	1'46.707	<b>256,7</b>	10:45'17.639
<b>32° 88 V. KRUGER (1'46.612)</b>							
Lap	Seg.1	Seg.2	Seg.3	Seg.4	Lap Time	km/h	Local Time
1	33.631	15.479	31.036	34.042	1'54.188P	252,6	10:02'05.323
2	27.304	15.065	30.446	33.568	1'46.383	<b>259,7</b>	10:03'51.706
3	27.082	<b>14.619</b>	<b>30.199</b>	<b>33.498</b>	<b>1'45.398</b>	256,1	10:05'37.104
4	33.871	14.846	30.756	33.735	1'53.208	253,2	10:07'30.312
5	<b>26.975</b>	14.643	30.409	44.861	1'56.888C	257,3	10:09'27.200

22/10/2017 P = Pits In/Out - C = Lap-Time Cancelled

These data/results cannot be reproduced, stored and/or transmitted in whole or in part by any manner of electronic, mechanical, photocopying, recording, broadcasting or otherwise now known or herein after developed without the previous express consent by the copyright owner, except for reproduction in daily press and regular printed publications on sale to the public within 60 days of the event related to those data/results and always provided that copyright symbol appears together as follows below.

© DORNA WSBK ORGANIZATION Srl 2017



### Spanish Round, 20-21-22 October 2017

#### Superstock 1000 - Chronological Analysis Warm Up

1	32.641	15.361	32.435	34.961	1'55.398P	259,1	10:01'59.399
2	27.358	<b>14.869</b>	30.894	33.966	1'47.087	262,7	10:03'46.486
3	27.667	15.491	31.358	34.395	1'48.911	260,3	10:05'35.397
4	27.166	15.041	30.918	<b>33.905</b>	1'47.030	260,3	10:07'22.427
5	27.167	15.058	30.899	37.313	1'50.437C	<b>264,0</b>	10:09'12.864
6	33.613	21.732	35.047	27'22.596	28'52.988P	151,1	10:38'05.852
7	33.483	15.341	31.247	35.171	1'55.242P	257,3	10:40'01.094
8	27.336	15.100	<b>30.632</b>	34.035	1'47.103	256,7	10:41'48.197
9	27.163	14.952	<b>30.632</b>	34.030	1'46.777	262,1	10:43'34.974
10	<b>26.888</b>	14.978	30.672	34.074	<b>1'46.612</b>	260,9	10:45'21.586

#### 33° 46 M. CUDEVILLE (1'46.901)

Lap	Seg.1	Seg.2	Seg.3	Seg.4	Lap Time	km/h	Local Time
							10:00'02.293
1	35.098	15.358	32.458	34.673	1'57.587P	253,2	10:01'59.880
2	28.035	15.137	<b>30.773</b>	34.267	1'48.212	<b>259,1</b>	10:03'48.092
3	27.422	15.027	31.317	34.396	1'48.162	255,5	10:05'36.254
4	<b>27.262</b>	<b>14.923</b>	31.085	<b>33.631</b>	<b>1'46.901</b>	255,5	10:07'23.155
5					32'47.155P		10:40'10.310
6	35.193	15.937	32.269	36.062	1'59.461P	246,9	10:42'09.771
7	27.889	15.636	31.842	34.611	1'49.978	250,3	10:43'59.749

#### 34° 61 A. TERZIANI (1'47.915)

Lap	Seg.1	Seg.2	Seg.3	Seg.4	Lap Time	km/h	Local Time
							10:00'02.293
1	42.614	16.412	32.204	34.921	2'06.151P	253,2	10:02'08.444
2	27.742	15.104	31.194	34.673	1'48.713	259,7	10:03'57.157
3	27.814	<b>15.034</b>	<b>30.785</b>	<b>34.282</b>	<b>1'47.915</b>	<b>261,5</b>	10:05'45.072
4	50.572	18.810	34.931	30'50.871	32'35.184P	184,2	10:38'20.256
5	39.248	18.486	37.092	39.852	2'14.678P	242,1	10:40'34.934
6	28.491	15.335	31.657	35.437	1'50.920	252,0	10:42'25.854
7	<b>27.466</b>	15.123	32.492	34.433	1'49.514	256,7	10:44'15.368

#### 35° 15 A. MEDINA MAYO ()

Lap	Seg.1	Seg.2	Seg.3	Seg.4	Lap Time	km/h	Local Time
							10:00'29.168

22/10/2017

**P = Pits In/Out - C = Lap-Time Cancelled**

These data/results cannot be reproduced, stored and/or transmitted in whole or in part by any manner of electronic, mechanical, photocopying, recording, broadcasting or otherwise now known or herein after developed without the previous express consent by the copyright owner, except for reproduction in daily press and regular printed publications on sale to the public within 60 days of the event related to those data/results and always provided that copyright symbol appears together as follows below.

© DORNA WSBK ORGANIZATION Srl 2017