

Magny-Cours 4.411 m

1 / 2

French Round, 29-30 September - 1 October 2017 World Superbike - Results Race 1

Laps 21 = 92,631 Km - Time of Race 40'06.523 - Avg. 138,570 km/h

Pos	Race	Grid	No. Rider	Nat	Team	Bike	LL	Gap	Fastest Lap	Speed	Qualifying		Ranking		
											Time	Speed	R1	R2	Tot
1	1	1	J. REA	GBR	Kawasaki Racing Team	Kawasaki ZX-10RR	21		1'53.320	267,3	1'56.555	255,9	25	456	1
2	12	33	M. MELANDRI	ITA	Aruba.it Racing - Ducati	Ducati Panigale R	21	16.316	1'52.749	260,2	2'05.173	248,8	20	270	4
3	3	66	T. SYKES	GBR	Kawasaki Racing Team	Kawasaki ZX-10RR	21	16.666	1'53.282	267,3	1'58.088	257,1	16	327	2
4	8	2	L. CAMIER	GBR	MV Agusta Reparto Corse	MV Agusta 1000 F4	21	22.133	1'53.303	266,0	1'59.377	264,1	13	146	8
5	5	22	A. LOWES	GBR	Pata Yamaha Official WorldSBK Team	Yamaha YZF R1	21	41.210	1'54.597	269,3	1'58.719	259,6	11	180	5
6	9	50	E. LAVERTY	IRL	Milwaukee Aprilia	Aprilia RSV4 RF	21	1'02.101	1'54.267	254,1	1'59.637	248,8	10	127	10
7	2	36	L. MERCADO	ARG	IODARacing	Aprilia RSV4 RF	21	1'02.281	1'55.326	255,3	1'57.758	255,9	9	93	12
8	6	34	D. GIUGLIANO	ITA	Red Bull Honda World Superbike Team	Honda CBR1000RR	21	1'05.775	1'55.698	259,6	1'58.926	260,2	8	8	25
9	10	60	M. VAN DER MARK	NED	Pata Yamaha Official WorldSBK Team	Yamaha YZF R1	21	1'09.271	1'54.694	263,4	2'00.357	250,6	7	173	6
10	7	7	C. DAVIES	GBR	Aruba.it Racing - Ducati	Ducati Panigale R	21	1'17.429	1'56.859	254,7	1'58.936	254,1	6	302	3
11	11	32	L. SAVADORI	ITA	Milwaukee Aprilia	Aprilia RSV4 RF	21	1'30.899	1'56.150	249,4	2'04.679	238,9	5	104	11
12	16	40	R. RAMOS	ESP	Team Kawasaki Go Eleven	Kawasaki ZX-10RR	21	1'39.111	1'56.060	257,1	2'02.831	245,5	4	88	13
13	19	35	R. DE ROSA	ITA	Althea BMW Racing Team	BMW S 1000 RR	21	1'40.891	1'55.363	257,1	2'04.718	249,4	3	39	17
14	20	81	J. TORRES	ESP	Althea BMW Racing Team	BMW S 1000 RR	21	1'54.311	1'57.096	247,1	2'05.777	253,5	2	132	9
15	13	84	R. RUSSO	ITA	Pedercini Racing SC-Project	Kawasaki ZX-10RR	20	1 Lap	1'58.847	248,8	2'01.765	247,7	1	13	23
16	15	37	O. JEZEK	CZE	Grillini Racing Team	Kawasaki ZX-10RR	20	1 Lap	1'58.204	263,4	2'02.584	253,5		17	22
17	17	121	A. ANDREOZZI	ITA	Guandalini Racing	Yamaha YZF R1	20	1 Lap	1'58.120	246,6	2'04.163	236,8		4	28
18	14	13	A. WEST	AUS	Kawasaki Puccetti Racing	Kawasaki ZX-10RR	20	1 Lap	1'58.469	246,6	2'02.308	245,5		11	24
-----Not Classified-----															
RET	18	45	J. GAGNE	USA	Red Bull Honda World Superbike Team	Honda CBR1000RR	19	2 Laps	1'57.621	248,8	2'04.302	234,8		2	31
RET	4	12	X. FORÉS	ESP	BARNI Racing Team	Ducati Panigale R	17	4 Laps	1'59.161	256,5	1'58.447	248,3		156	7

AIR	Humidity:	79%	Temp:	16°C
TRACK	Condition:	Wet	Temp:	21°C

Records	Pole (SP2)	2014	T.Sykes	1'36.366	164,78 Km/h
	Race (RC2)	2016	T.Sykes	1'37.864	162,26 Km/h
	Circuit (SP2)	2014	T.Sykes	1'36.366	164,78 Km/h
Race Fastest Lap		Lap 21	M.Melandri	1'52.749	140,84 Km/h

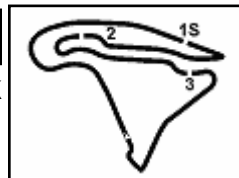
LAP LEADERS				
No. Rider	From	To	Laps	Total
1 J. REA	1	21	21	21

TOTAL LEADER LAPS				
No. Rider	Laps			
1 J. REA	214	22	A. LOWES	5
7 C. DAVIES	123	50	E. LAVERTY	2
66 T. SYKES	31	2	L. CAMIER	1
33 M. MELANDRI	23	36	L. MERCADO	1
60 M. VAN DER MARK	13			
12 X. FORÉS	8			
81 J. TORRES	8			

Start 30/09/2017 13:01 End 13:43 The results are provisional until the end of the time limit for protests and appeals and the completion of the technical checks.

These data/results cannot be reproduced, stored and/or transmitted in whole or in part by any manner of electronic, mechanical, photocopying, recording, broadcasting or otherwise now known or herein after developed without the previous express consent by the copyright owner, except for reproduction in daily press and regular printed publications on sale to the public within 60 days of the event related to those data/results and always provided that copyright symbol appears together as follows below.

© DORNA WSBK ORGANIZATION Srl 2017



French Round, 29-30 September - 1 October 2017 World Superbike - Results Race 1

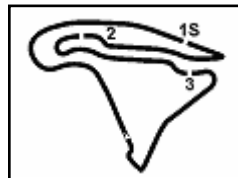
Race Highlights

Time	No. Rider	Description
12.47.21		WET RACE
12.58.04		Warm-up Lap Start
13.01.19		Start
13.02.30		No Jump Start
13.04.03	12 Forés	Crashed - Turn 5
13.04.04	60 van der Mark	Crashed - Turn 5
13.04.18	60 van der Mark	Re-joined
13.04.22	12 Forés	Re-joined
13.35.41	12 Forés	Entered Pits
13.37.24	12 Forés	Retired
13.40.46	45 Gagne	On the Gravel - Turn 11
13.41.27		N.1 (Jonathan Rea) MOTUL FIM Superbike World Char
13.43.57		End Of Session

Start End The results are provisional until the end of the time limit for protests and appeals
30/09/2017 13:01 13:43 and the completion of the technical checks.

These data/results cannot be reproduced, stored and/or transmitted in whole or in part by any manner of electronic, mechanical, photocopying, recording, broadcasting or otherwise now known or herein after developed without the previous express consent by the copyright owner, except for reproduction in daily press and regular printed publications on sale to the public within 60 days of the event related to those data/results and always provided that copyright symbol appears together as follows below.

© DORNA WSBK ORGANIZATION Srl 2017



Magny-Cours 4.411 m

1 / 3
French Round, 29-30 September - 1 October 2017
World Superbike - Lap Chart Race 1

	Lap																				
	1	2	3	4	5	6	7	8	9	10	11	12	13	14	15	16	17	18	19	20	21
1	1	1	1	1	1	1	1	1	1	1	1	1	1	1	1	1	1	1	1	1	1
2	7	7	66	66	66	66	66	66	66	66	66	66	66	66	66	66	66	66	66	66	33
3	66	66	7	7	7	22	33	33	33	33	33	33	33	33	33	33	33	33	33	33	66
4	36	36	36	22	22	33	22	2	2	2	2	2	2	2	2	2	2	2	2	2	2
5	60	22	22	2	2	2	2	22	22	22	22	22	22	22	22	22	22	22	22	22	22
6	22	2	2	36	33	7	7	36	36	36	36	36	36	36	36	36	36	36	36	36	50
7	2	33	33	33	36	36	36	7	7	7	7	7	7	34	34	34	34	34	50	50	36
8	12	34	34	34	34	34	34	34	34	34	34	34	34	7	7	50	50	50	34	34	34
9	34	84	84	84	84	50	50	50	50	50	50	50	50	50	7	7	60	60	60	60	60
10	33	32	50	50	50	84	84	60	60	60	60	60	60	60	60	60	60	7	7	7	7
11	84	50	32	32	32	32	32	32	32	32	32	32	32	32	32	32	32	32	32	32	32
12	32	13	45	45	45	60	60	84	84	84	84	84	40	40	40	40	40	40	40	40	40
13	50	45	40	40	40	40	40	40	40	40	40	40	84	84	35	35	35	35	35	35	35
14	13	40	13	13	60	45	45	45	45	45	45	45	45	45	84	45	45	45	45	81	81
15	45	37	35	60	13	13	13	35	35	35	35	35	35	35	45	84	84	81	81	84	84
16	40	35	37	35	35	35	35	81	81	81	81	81	81	81	81	81	81	84	84	37	37
17	37	81	81	37	37	81	81	13	37	12	12	12	12	12	12	12	121	121	121	121	121
18	35	121	60	81	81	37	37	37	121	37	37	37	37	37	121	121	37	37	37	13	13
19	121	60	121	121	121	121	121	12	121	121	121	121	121	121	37	37	12	13	13		
20	81	12	12	12	12	12	12	12	13	13	13	13	13	13	13	13	13				

Final Result		
1	1 J. REA	Laps 21
2	33 M. MELANDRI	16.316
3	66 T. SYKES	16.666
4	2 L. CAMIER	22.133
5	22 A. LOWES	41.210
6	50 E. LAVERTY	1'02.101
7	36 L. MERCADO	1'02.281
8	34 D. GIUGLIANO	1'05.775
9	60 M. VAN DER MARK	1'09.271
10	7 C. DAVIES	1'17.429
11	32 L. SAVADORI	1'30.899
12	40 R. RAMOS	1'39.111
13	35 R. DE ROSA	1'40.891
14	81 J. TORRES	1'54.311
15	84 R. RUSSO	1 Lap
16	37 O. JEZEK	1 Lap
17	121 A. ANDREOZZI	1 Lap
18	13 A. WEST	1 Lap
RET	45 J. GAGNE	2 Laps
RET	12 X. FORÉS	4 Laps

30/09/2017

These data/results cannot be reproduced, stored and/or transmitted in whole or in part by any manner of electronic, mechanical, photocopying, recording, broadcasting or otherwise now known or herein after developed without the previous express consent by the copyright owner, except for reproduction in daily press and regular printed publications on sale to the public within 60 days of the event related to those data/results and always provided that copyright symbol appears together as follows below.

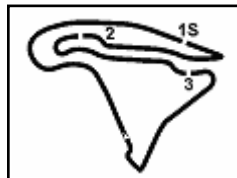
© DORNA WSBK ORGANIZATION Srl 2017

FCR PERIGIA TIMING


Official Tyre Supplier



Official Timekeeper



Magny-Cours 4.411 m

French Round, 29-30 September - 1 October 2017
World Superbike - Lap Chart Race 1
2 / 3
Lap 1

1	1 J.Rea (GBR)	
2	7 C.Davies (GBR)	2.405
3	66 T.Sykes (GBR)	3.188
4	36 L.Mercado (ARG)	4.240
5	60 M.van der Mark (NED)	4.713
6	22 A.Lowes (GBR)	5.134
7	2 L.Camier (GBR)	5.647
8	12 X.Forés (ESP)	5.807
9	34 D.Giugliano (ITA)	7.139
10	33 M.Melandri (ITA)	7.312
11	84 R.Russo (ITA)	8.391
12	32 L.Savadori (ITA)	9.832
13	50 E.Laverty (IRL)	10.185
14	13 A.West (AUS)	11.133
15	45 J.Gagne (USA)	11.416
16	40 R.Ramos (ESP)	11.925
17	37 O.Jezek (CZE)	12.583
18	35 R.De Rosa (ITA)	13.383
19	121 A.Andreozzi (ITA)	13.721
20	81 J.Torres (ESP)	13.887

Lap 2

1	1 J.Rea (GBR)	
2	7 C.Davies (GBR)	3.866
3	66 T.Sykes (GBR)	4.552
4	36 L.Mercado (ARG)	6.887
5	22 A.Lowes (GBR)	7.160
6	2 L.Camier (GBR)	8.852
7	33 M.Melandri (ITA)	11.297
8	34 D.Giugliano (ITA)	12.165
9	84 R.Russo (ITA)	15.800
10	32 L.Savadori (ITA)	17.074
11	50 E.Laverty (IRL)	17.480
12	13 A.West (AUS)	18.789
13	45 J.Gagne (USA)	19.025
14	40 R.Ramos (ESP)	19.896
15	37 O.Jezek (CZE)	21.794
16	35 R.De Rosa (ITA)	22.441
17	81 J.Torres (ESP)	24.007
18	121 A.Andreozzi (ITA)	24.475
19	60 M.van der Mark (NED)	28.205
20	12 X.Forés (ESP)	40.660

Lap 3

1	1 J.Rea (GBR)	
2	66 T.Sykes (GBR)	5.429
3	7 C.Davies (GBR)	6.257
4	36 L.Mercado (ARG)	9.503
5	22 A.Lowes (GBR)	9.961
6	2 L.Camier (GBR)	10.815
7	33 M.Melandri (ITA)	12.600
8	34 D.Giugliano (ITA)	16.460
9	84 R.Russo (ITA)	20.695
10	50 E.Laverty (IRL)	23.181
11	32 L.Savadori (ITA)	23.441
12	45 J.Gagne (USA)	25.524
13	40 R.Ramos (ESP)	26.485
14	13 A.West (AUS)	27.242
15	35 R.De Rosa (ITA)	29.443
16	37 O.Jezek (CZE)	30.173
17	81 J.Torres (ESP)	31.594
18	60 M.van der Mark (NED)	31.891
19	121 A.Andreozzi (ITA)	32.726
20	12 X.Forés (ESP)	44.756

Lap 4

1	1 J.Rea (GBR)	
2	66 T.Sykes (GBR)	6.824
3	7 C.Davies (GBR)	10.943
4	22 A.Lowes (GBR)	12.752
5	2 L.Camier (GBR)	13.668
6	36 L.Mercado (ARG)	14.305
7	33 M.Melandri (ITA)	14.649

8	34 D.Giugliano (ITA)	20.177
9	84 R.Russo (ITA)	25.914
10	50 E.Laverty (IRL)	28.152
11	32 L.Savadori (ITA)	28.760
12	45 J.Gagne (USA)	31.062
13	40 R.Ramos (ESP)	32.716
14	13 A.West (AUS)	34.306
15	60 M.van der Mark (NED)	35.842
16	35 R.De Rosa (ITA)	36.802
17	37 O.Jezek (CZE)	38.340
18	81 J.Torres (ESP)	39.208
19	121 A.Andreozzi (ITA)	40.533
20	12 X.Forés (ESP)	49.818

Lap 5

1	1 J.Rea (GBR)	
2	66 T.Sykes (GBR)	8.487
3	7 C.Davies (GBR)	14.615
4	22 A.Lowes (GBR)	14.930
5	2 L.Camier (GBR)	16.058
6	33 M.Melandri (ITA)	16.481
7	36 L.Mercado (ARG)	17.259
8	34 D.Giugliano (ITA)	24.055
9	84 R.Russo (ITA)	32.213
10	50 E.Laverty (IRL)	32.673
11	32 L.Savadori (ITA)	33.263
12	45 J.Gagne (USA)	36.432
13	40 R.Ramos (ESP)	38.203
14	60 M.van der Mark (NED)	38.951
15	13 A.West (AUS)	43.175
16	35 R.De Rosa (ITA)	44.503
17	37 O.Jezek (CZE)	45.883
18	81 J.Torres (ESP)	46.023
19	121 A.Andreozzi (ITA)	47.695
20	12 X.Forés (ESP)	54.997

Lap 6

1	1 J.Rea (GBR)	
2	66 T.Sykes (GBR)	10.121
3	22 A.Lowes (GBR)	18.814
4	33 M.Melandri (ITA)	18.998
5	2 L.Camier (GBR)	19.934
6	7 C.Davies (GBR)	20.599
7	36 L.Mercado (ARG)	21.268
8	34 D.Giugliano (ITA)	28.177
9	50 E.Laverty (IRL)	37.024
10	84 R.Russo (ITA)	38.123
11	32 L.Savadori (ITA)	38.430
12	60 M.van der Mark (NED)	42.233
13	40 R.Ramos (ESP)	43.838
14	45 J.Gagne (USA)	45.313
15	13 A.West (AUS)	50.272
16	35 R.De Rosa (ITA)	51.438
17	81 J.Torres (ESP)	52.728
18	37 O.Jezek (CZE)	54.550
19	121 A.Andreozzi (ITA)	55.273
20	12 X.Forés (ESP)	59.863

Lap 7

1	1 J.Rea (GBR)	
2	66 T.Sykes (GBR)	11.376
3	33 M.Melandri (ITA)	21.080
4	22 A.Lowes (GBR)	21.819
5	2 L.Camier (GBR)	22.391
6	7 C.Davies (GBR)	24.834
7	36 L.Mercado (ARG)	25.149
8	34 D.Giugliano (ITA)	31.535
9	50 E.Laverty (IRL)	41.029
10	84 R.Russo (ITA)	43.861
11	32 L.Savadori (ITA)	44.182
12	60 M.van der Mark (NED)	45.267
13	40 R.Ramos (ESP)	48.820
14	45 J.Gagne (USA)	50.490
15	13 A.West (AUS)	57.104
16	35 R.De Rosa (ITA)	57.798

17	81 J.Torres (ESP)	58.426
18	37 O.Jezek (CZE)	1'01.462
19	121 A.Andreozzi (ITA)	1'01.923
20	12 X.Forés (ESP)	1'04.934

Lap 8

1	1 J.Rea (GBR)	
2	66 T.Sykes (GBR)	13.109
3	33 M.Melandri (ITA)	22.421
4	2 L.Camier (GBR)	25.511
5	22 A.Lowes (GBR)	25.826
6	36 L.Mercado (ARG)	28.499
7	7 C.Davies (GBR)	29.365
8	34 D.Giugliano (ITA)	34.938
9	50 E.Laverty (IRL)	44.188
10	60 M.van der Mark (NED)	48.978
11	32 L.Savadori (ITA)	49.289
12	84 R.Russo (ITA)	50.700
13	40 R.Ramos (ESP)	53.887
14	45 J.Gagne (USA)	55.515
15	35 R.De Rosa (ITA)	1'04.234
16	81 J.Torres (ESP)	1'04.417
17	13 A.West (AUS)	1'07.033
18	37 O.Jezek (CZE)	1'08.458
19	121 A.Andreozzi (ITA)	1'08.942
20	12 X.Forés (ESP)	1'10.508

Lap 9

1	1 J.Rea (GBR)	
2	66 T.Sykes (GBR)	14.103
3	33 M.Melandri (ITA)	23.518
4	2 L.Camier (GBR)	25.723
5	22 A.Lowes (GBR)	27.013
6	36 L.Mercado (ARG)	31.434
7	7 C.Davies (GBR)	32.448
8	34 D.Giugliano (ITA)	38.025
9	50 E.Laverty (IRL)	47.121
10	60 M.van der Mark (NED)	51.444
11	32 L.Savadori (ITA)	53.161
12	84 R.Russo (ITA)	56.378
13	40 R.Ramos (ESP)	58.261
14	45 J.Gagne (USA)	59.953
15	35 R.De Rosa (ITA)	1'08.456
16	81 J.Torres (ESP)	1'08.975
17	37 O.Jezek (CZE)	1'15.458
18	121 A.Andreozzi (ITA)	1'15.832
19	12 X.Forés (ESP)	1'16.002
20	13 A.West (AUS)	1'17.663

Lap 10

1	1 J.Rea (GBR)	
2	66 T.Sykes (GBR)	14.594
3	33 M.Melandri (ITA)	23.321
4	2 L.Camier (GBR)	25.979
5	22 A.Lowes (GBR)	27.786
6	36 L.Mercado (ARG)	33.835
7	7 C.Davies (GBR)	36.742
8	34 D.Giugliano (ITA)	40.603
9	50 E.Laverty (IRL)	48.913
10	60 M.van der Mark (NED)	52.781
11	32 L.Savadori (ITA)	56.417
12	84 R.Russo (ITA)	1'01.669
13	40 R.Ramos (ESP)	1'02.346
14	45 J.Gagne (USA)	1'03.890
15	35 R.De Rosa (ITA)	1'11.995
16	81 J.Torres (ESP)	1'12.916
17	12 X.Forés (ESP)	1'20.531
18	37 O.Jezek (CZE)	1'21.565
19	121 A.Andreozzi (ITA)	1'21.910
20	13 A.West (AUS)	1'24.092

Lap 11

1	1 J.Rea (GBR)	
2	66 T.Sykes (GBR)	14.674

3	33 M.Melandri (ITA)	22.479
4	2 L.Camier (GBR)	25.519
5	22 A.Lowes (GBR)	27.573
6	36 L.Mercado (ARG)	36.179
7	7 C.Davies (GBR)	39.527
8	34 D.Giugliano (ITA)	42.410
9	50 E.Laverty (IRL)	50.661
10	60 M.van der Mark (NED)	53.810
11	32 L.Savadori (ITA)	59.803
12	84 R.Russo (ITA)	1'06.135
13	40 R.Ramos (ESP)	1'06.484
14	45 J.Gagne (USA)	1'08.108
15	35 R.De Rosa (ITA)	1'14.960
16	81 J.Torres (ESP)	1'16.492
17	12 X.Forés (ESP)	1'24.196
18	37 O.Jezek (CZE)	1'26.903
19	121 A.Andreozzi (ITA)	1'27.620
20	13 A.West (AUS)	1'31.086

Lap 12

1	1 J.Rea (GBR)	
2	66 T.Sykes (GBR)	15.281
3	33 M.Melandri (ITA)	23.017
4	2 L.Camier (GBR)	25.677
5	22 A.Lowes (GBR)	29.371
6	36 L.Mercado (ARG)	39.665
7	7 C.Davies (GBR)	43.559
8	34 D.Giugliano (ITA)	44.955
9	50 E.Laverty (IRL)	52.580
10	60 M.van der Mark (NED)	56.113
11	32 L.Savadori (ITA)	1'04.121
12	84 R.Russo (ITA)	1'11.445
13	40 R.Ramos (ESP)	1'11.851
14	45 J.Gagne (USA)	1'13.197
15	35 R.De Rosa (ITA)	1'18.569
16	81 J.Torres (ESP)	1'21.012
17	12 X.Forés (ESP)	1'29.184
18	37 O.Jezek (CZE)	1'32.389
19	121 A.Andreozzi (ITA)	1'33.114
20	13 A.West (AUS)	1'38.635

Lap 13

1	1 J.Rea (GBR)	
2	66 T.Sykes (GBR)	15.834
3	33 M.Melandri (ITA)	22.753
4	2 L.Camier (GBR)	25.474
5	22 A.Lowes (GBR)	31.059
6	36 L.Mercado (ARG)	42.238
7	7 C.Davies (GBR)	46.930
8	34 D.Giugliano (ITA)	47.066
9	50 E.Laverty (IRL)	54.560
10	60 M.van der Mark (NED)	57.395
11	32 L.Savadori (ITA)	1'08.501
12	40 R.Ramos (ESP)	1'15.617
13	84 R.Russo (ITA)	1'17.048
14	45 J.Gagne (USA)	1'17.959
15	35 R.De Rosa (ITA)	1'21.409
16	81 J.Torres (ESP)	1'24.798
17	12 X.Forés (ESP)	1'34.227
18	37 O.Jezek (CZE)	1'37.931
19	121 A.Andreozzi (ITA)	1'38.229
20	13 A.West (AUS)	1'45.272

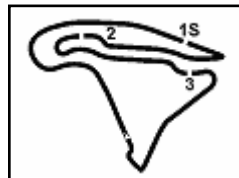
Lap 14

1	1 J.Rea (GBR)	
2	66 T.Sykes (GBR)	15.973
3	33 M.Melandri (ITA)	22.029
4	2 L.Camier (GBR)	24.880
5	22 A.Lowes (GBR)	32.211
6	36 L.Mercado (ARG)	44.931
7	34 D.Giugliano (ITA)	49.693
8	7 C.Davies (GBR)	50.617
9	50 E.Laverty (IRL)	55.770
10	60 M.van der Mark (NED)	58.606
11	32 L.Savadori (ITA)	1'11.958

30/09/2017

These data/results cannot be reproduced, stored and/or transmitted in whole or in part by any manner of electronic, mechanical, photocopying, recording, broadcasting or otherwise now known or herein after developed without the previous express consent by the copyright owner, except for reproduction in daily press and regular printed publications on sale to the public within 60 days of the event related to those data/results and always provided that copyright symbol appears together as follows below.

© DORNA WSBK ORGANIZATION Srl 2017



Magny-Cours 4.411 m

3 / 3

French Round, 29-30 September - 1 October 2017

World Superbike - Lap Chart Race 1

12	40 R.Ramos (ESP)	1'18.825
13	84 R.Russo (ITA)	1'22.490
14	45 J.Gagne (USA)	1'22.833
15	35 R.De Rosa (ITA)	1'24.501
16	81 J.Torres (ESP)	1'28.458
17	12 X.Forés (ESP)	1'39.760
18	37 O.Jezek (CZE)	1'42.912
19	121 A.Andreozzi (ITA)	1'43.192
20	13 A.West (AUS)	1'51.647

Lap 15		
1	1 J.Rea (GBR)	
2	66 T.Sykes (GBR)	17.236
3	33 M.Melandri (ITA)	22.382
4	2 L.Camier (GBR)	25.315
5	22 A.Lowes (GBR)	34.465
6	36 L.Mercado (ARG)	49.257
7	34 D.Giugliano (ITA)	53.150
8	7 C.Davies (GBR)	55.598
9	50 E.Laverty (IRL)	57.818
10	60 M.van der Mark (NED)	1'01.573
11	32 L.Savadori (ITA)	1'16.231
12	40 R.Ramos (ESP)	1'23.056
13	35 R.De Rosa (ITA)	1'29.348
14	84 R.Russo (ITA)	1'30.104
15	45 J.Gagne (USA)	1'30.342
16	81 J.Torres (ESP)	1'33.359
17	12 X.Forés (ESP)	1'46.275
18	121 A.Andreozzi (ITA)	1'48.286
19	37 O.Jezek (CZE)	1'49.008
20	13 A.West (AUS)	

Lap 16		
1	1 J.Rea (GBR)	
2	66 T.Sykes (GBR)	16.437
3	33 M.Melandri (ITA)	20.204
4	2 L.Camier (GBR)	23.279
5	22 A.Lowes (GBR)	34.904
6	36 L.Mercado (ARG)	51.367
7	34 D.Giugliano (ITA)	54.195
8	50 E.Laverty (IRL)	58.148
9	7 C.Davies (GBR)	59.099
10	60 M.van der Mark (NED)	1'02.218
11	32 L.Savadori (ITA)	1'17.984
12	40 R.Ramos (ESP)	1'24.317
13	35 R.De Rosa (ITA)	1'31.000
14	45 J.Gagne (USA)	1'33.091
15	84 R.Russo (ITA)	1'33.979
16	81 J.Torres (ESP)	1'35.632
17	12 X.Forés (ESP)	1'51.358
18	121 A.Andreozzi (ITA)	1'51.695
19	37 O.Jezek (CZE)	1'53.101
20	13 A.West (AUS)	

Lap 17		
1	1 J.Rea (GBR)	
2	66 T.Sykes (GBR)	17.070
3	33 M.Melandri (ITA)	19.388
4	2 L.Camier (GBR)	22.627
5	22 A.Lowes (GBR)	36.442
6	36 L.Mercado (ARG)	54.410
7	34 D.Giugliano (ITA)	56.426
8	50 E.Laverty (IRL)	58.588
9	7 C.Davies (GBR)	1'02.622
10	60 M.van der Mark (NED)	1'03.607
11	32 L.Savadori (ITA)	1'20.723
12	40 R.Ramos (ESP)	1'26.948
13	35 R.De Rosa (ITA)	1'33.287
14	45 J.Gagne (USA)	1'36.719
15	84 R.Russo (ITA)	1'38.722
16	81 J.Torres (ESP)	1'38.866
17	121 A.Andreozzi (ITA)	
18	37 O.Jezek (CZE)	
19	12 X.Forés (ESP)	
20	13 A.West (AUS)	

Lap 18		
1	1 J.Rea (GBR)	
2	66 T.Sykes (GBR)	17.708
3	33 M.Melandri (ITA)	18.731
4	2 L.Camier (GBR)	23.056
5	22 A.Lowes (GBR)	38.473
6	36 L.Mercado (ARG)	56.921
7	34 D.Giugliano (ITA)	58.685
8	50 E.Laverty (IRL)	59.501
9	60 M.van der Mark (NED)	1'05.796
10	7 C.Davies (GBR)	1'07.004
11	32 L.Savadori (ITA)	1'23.319
12	40 R.Ramos (ESP)	1'30.356
13	35 R.De Rosa (ITA)	1'35.625
14	45 J.Gagne (USA)	1'40.650
15	81 J.Torres (ESP)	1'42.910
16	84 R.Russo (ITA)	1'44.012
17	121 A.Andreozzi (ITA)	
18	37 O.Jezek (CZE)	
19	13 A.West (AUS)	

Lap 19		
1	1 J.Rea (GBR)	
2	66 T.Sykes (GBR)	18.299
3	33 M.Melandri (ITA)	18.543
4	2 L.Camier (GBR)	23.209
5	22 A.Lowes (GBR)	40.224
6	36 L.Mercado (ARG)	59.249
7	50 E.Laverty (IRL)	1'01.251
8	34 D.Giugliano (ITA)	1'01.566
9	60 M.van der Mark (NED)	1'07.669
10	7 C.Davies (GBR)	1'11.136
11	32 L.Savadori (ITA)	1'26.656
12	40 R.Ramos (ESP)	1'34.513
13	35 R.De Rosa (ITA)	1'38.334
14	45 J.Gagne (USA)	1'44.910
15	81 J.Torres (ESP)	1'46.645
16	84 R.Russo (ITA)	1'49.546
17	121 A.Andreozzi (ITA)	
18	37 O.Jezek (CZE)	
19	13 A.West (AUS)	

Lap 20		
1	1 J.Rea (GBR)	
2	66 T.Sykes (GBR)	17.536
3	33 M.Melandri (ITA)	17.719
4	2 L.Camier (GBR)	22.234
5	22 A.Lowes (GBR)	40.765
6	36 L.Mercado (ARG)	1'00.297
7	50 E.Laverty (IRL)	1'01.240
8	34 D.Giugliano (ITA)	1'02.986
9	60 M.van der Mark (NED)	1'08.085
10	7 C.Davies (GBR)	1'14.214
11	32 L.Savadori (ITA)	1'28.901
12	40 R.Ramos (ESP)	1'37.203
13	35 R.De Rosa (ITA)	1'39.680
14	81 J.Torres (ESP)	1'49.886
15	84 R.Russo (ITA)	
16	37 O.Jezek (CZE)	
17	121 A.Andreozzi (ITA)	
18	13 A.West (AUS)	

Lap 21		
1	1 J.Rea (GBR)	
2	33 M.Melandri (ITA)	16.316
3	66 T.Sykes (GBR)	16.666
4	2 L.Camier (GBR)	22.133
5	22 A.Lowes (GBR)	41.210
6	50 E.Laverty (IRL)	1'02.101
7	36 L.Mercado (ARG)	1'02.281
8	34 D.Giugliano (ITA)	1'05.775
9	60 M.van der Mark (NED)	1'09.271
10	7 C.Davies (GBR)	1'17.429

11	32 L.Savadori (ITA)	1'30.899
12	40 R.Ramos (ESP)	1'39.111
13	35 R.De Rosa (ITA)	1'40.891
14	81 J.Torres (ESP)	1'54.311

30/09/2017

These data/results cannot be reproduced, stored and/or transmitted in whole or in part by any manner of electronic, mechanical, photocopying, recording, broadcasting or otherwise now known or herein after developed without the previous express consent by the copyright owner, except for reproduction in daily press and regular printed publications on sale to the public within 60 days of the event related to those data/results and always provided that copyright symbol appears together as follows below.

© DORNA WSBK ORGANIZATION Srl 2017



French Round, 29-30 September - 1 October 2017

World Superbike - Best Sector & Speed Race 1

RESULTS

1	1 J. REA	Kawasaki ZX-10RR	Laps 21
2	33 M. MELANDRI	Ducati Panigale R	16.316
3	66 T. SYKES	Kawasaki ZX-10RR	16.666
4	2 L. CAMIER	MV Agusta 1000 F4	22.133
5	22 A. LOWES	Yamaha YZF R1	41.210
6	50 E. LAVERTY	Aprilia RSV4 RF	1'02.101
7	36 L. MERCADO	Aprilia RSV4 RF	1'02.281
8	34 D. GIUGLIANO	Honda CBR1000RR	1'05.775
9	60 M. VAN DER MARK	Yamaha YZF R1	1'09.271
10	7 C. DAVIES	Ducati Panigale R	1'17.429
11	32 L. SAVADORI	Aprilia RSV4 RF	1'30.899
12	40 R. RAMOS	Kawasaki ZX-10RR	1'39.111
13	35 R. DE ROSA	BMW S 1000 RR	1'40.891
14	81 J. TORRES	BMW S 1000 RR	1'54.311
15	84 R. RUSSO	Kawasaki ZX-10RR	1 Lap
16	37 O. JEZEK	Kawasaki ZX-10RR	1 Lap
17	121 A. ANDREOZZI	Yamaha YZF R1	1 Lap
18	13 A. WEST	Kawasaki ZX-10RR	1 Lap
RET	45 J. GAGNE	Honda CBR1000RR	2 Laps
RET	12 X. FORÉS	Ducati Panigale R	4 Laps

SPEED

1	22 A. LOWES	Yamaha YZF R1	269,3
2	1 J. REA	Kawasaki ZX-10RR	267,3
3	66 T. SYKES	Kawasaki ZX-10RR	267,3
4	2 L. CAMIER	MV Agusta 1000 F4	266,0
5	60 M. VAN DER MARK	Yamaha YZF R1	263,4
6	37 O. JEZEK	Kawasaki ZX-10RR	263,4
7	33 M. MELANDRI	Ducati Panigale R	260,2
8	34 D. GIUGLIANO	Honda CBR1000RR	259,6
9	40 R. RAMOS	Kawasaki ZX-10RR	257,1
10	35 R. DE ROSA	BMW S 1000 RR	257,1
11	12 X. FORÉS	Ducati Panigale R	256,5
12	36 L. MERCADO	Aprilia RSV4 RF	255,3
13	7 C. DAVIES	Ducati Panigale R	254,7
14	50 E. LAVERTY	Aprilia RSV4 RF	254,1
15	32 L. SAVADORI	Aprilia RSV4 RF	249,4
16	84 R. RUSSO	Kawasaki ZX-10RR	248,8
17	45 J. GAGNE	Honda CBR1000RR	248,8
18	81 J. TORRES	BMW S 1000 RR	247,1
19	13 A. WEST	Kawasaki ZX-10RR	246,6
20	121 A. ANDREOZZI	Yamaha YZF R1	246,6

SEG. 1

1	33 M. MELANDRI	32.805
2	50 E. LAVERTY	33.148
3	2 L. CAMIER	33.184
4	60 M. VAN DER MARK	33.314
5	1 J. REA	33.322
6	66 T. SYKES	33.361
7	22 A. LOWES	33.436
8	36 L. MERCADO	33.624
9	35 R. DE ROSA	33.628
10	34 D. GIUGLIANO	33.704
11	81 J. TORRES	34.136
12	40 R. RAMOS	34.210
13	32 L. SAVADORI	34.271
14	45 J. GAGNE	34.296
15	37 O. JEZEK	34.440
16	13 A. WEST	34.531
17	7 C. DAVIES	34.535
18	121 A. ANDREOZZI	34.670
19	12 X. FORÉS	34.937
20	84 R. RUSSO	35.298

SEG. 2

1	2 L. CAMIER	24.814
2	66 T. SYKES	24.977
3	1 J. REA	25.143
4	33 M. MELANDRI	25.223
5	22 A. LOWES	25.370
6	50 E. LAVERTY	25.497
7	60 M. VAN DER MARK	25.648
8	35 R. DE ROSA	25.663
9	34 D. GIUGLIANO	25.671
10	36 L. MERCADO	25.778
11	40 R. RAMOS	25.820
12	7 C. DAVIES	25.842
13	32 L. SAVADORI	25.858
14	37 O. JEZEK	25.879
15	84 R. RUSSO	26.007
16	13 A. WEST	26.058
17	45 J. GAGNE	26.109
18	12 X. FORÉS	26.235
19	81 J. TORRES	26.249
20	121 A. ANDREOZZI	26.347

SEG. 3

1	33 M. MELANDRI	25.846
2	1 J. REA	26.131
3	66 T. SYKES	26.319
4	2 L. CAMIER	26.335
5	50 E. LAVERTY	26.465
6	22 A. LOWES	26.629
7	32 L. SAVADORI	26.632
8	60 M. VAN DER MARK	26.734
9	36 L. MERCADO	26.748
10	35 R. DE ROSA	26.785
11	34 D. GIUGLIANO	26.820
12	40 R. RAMOS	26.820
13	7 C. DAVIES	26.833
14	81 J. TORRES	26.976
15	121 A. ANDREOZZI	27.030
16	45 J. GAGNE	27.076
17	84 R. RUSSO	27.373
18	12 X. FORÉS	27.387
19	37 O. JEZEK	27.400
20	13 A. WEST	27.455

SEG. 4

1	33 M. MELANDRI	28.317
2	66 T. SYKES	28.348
3	1 J. REA	28.526
4	2 L. CAMIER	28.579
5	60 M. VAN DER MARK	28.757
6	50 E. LAVERTY	28.827
7	121 A. ANDREOZZI	28.860
8	32 L. SAVADORI	28.861
9	36 L. MERCADO	28.888
10	34 D. GIUGLIANO	28.996
11	22 A. LOWES	29.018
12	7 C. DAVIES	29.037
13	40 R. RAMOS	29.153
14	81 J. TORRES	29.213
15	35 R. DE ROSA	29.229
16	84 R. RUSSO	29.543
17	45 J. GAGNE	29.642
18	12 X. FORÉS	29.650
19	13 A. WEST	29.820
20	37 O. JEZEK	29.895

30/09/2017

These data/results cannot be reproduced, stored and/or transmitted in whole or in part by any manner of electronic, mechanical, photocopying, recording, broadcasting or otherwise now known or herein after developed without the previous express consent by the copyright owner, except for reproduction in daily press and regular printed publications on sale to the public within 60 days of the event related to those data/results and always provided that copyright symbol appears together as follows below.

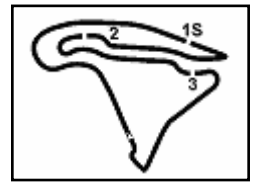
© DORNA WSBK ORGANIZATION Srl 2017

FICR PERUGIA TIMING


Official Tyre Supplier



Official Timekeeper



French Round, 29-30 September - 1 October 2017 World Superbike - Chronological Analysis Race 1

Magny-Cours 4.411 m

Start at 13:01'08.814

1 / 4

1 J. REA (1'53.320)							
Lap	Seg.1	Seg.2	Seg.3	Seg.4	Lap Time	km/h	Local Time
1		25.261	27.083	28.990	1'54.988	260,9	13:03'03.802
2	34.401	25.179	26.856	28.962	1'55.398	261,5	13:04'59.200
3	34.204	25.348	26.799	29.188	1'55.539	259,6	13:06'54.739
4	33.924	25.371	26.728	28.874	1'54.897	256,5	13:08'49.636
5	34.005	25.489	26.461	28.919	1'54.874	264,1	13:10'44.510
6	33.868	25.221	26.389	28.817	1'54.295	264,1	13:12'38.805
7	33.701	25.420	26.387	28.994	1'54.502	260,9	13:14'33.307
8	33.553	25.445	26.366	28.974	1'54.338	265,4	13:16'27.645
9	33.921	25.377	26.407	28.977	1'54.682	259,6	13:18'22.327
10	33.949	25.742	26.568	28.822	1'55.081	260,2	13:20'17.408
11	33.849	25.812	26.883	28.994	1'55.538	260,9	13:22'12.946
12	33.544	25.691	26.467	28.765	1'54.467	267,3	13:24'07.413
13	33.876	25.651	26.345	28.823	1'54.695	258,4	13:26'02.108
14	33.733	25.688	26.571	28.837	1'54.829	254,1	13:27'56.937
15	33.322	25.162	26.310	28.526	1'53.320	259,0	13:29'50.257
16	34.062	25.887	26.308	29.109	1'55.366	266,0	13:31'45.623
17	33.504	25.539	26.262	28.799	1'54.104	259,0	13:33'39.727
18	33.570	25.257	26.250	28.742	1'53.819	258,4	13:35'33.546
19	33.405	25.143	26.131	28.682	1'53.361	257,8	13:37'26.907
20	33.595	25.455	26.282	28.946	1'54.278	257,1	13:39'21.185
21	33.459	25.549	26.490	28.654	1'54.152	260,9	13:41'15.337

15	33.981	25.200	26.599	28.803	1'54.583	261,5	13:30'07.493
16	33.762	25.161	26.695	28.949	1'54.567	263,4	13:32'02.060
17	33.970	25.280	26.711	28.776	1'54.737	266,7	13:33'56.797
18	33.472	25.651	26.687	28.647	1'54.457	267,3	13:35'51.254
19	33.554	25.238	26.646	28.514	1'53.952	260,9	13:37'45.206
20	33.791	25.057	26.319	28.348	1'53.515	263,4	13:39'38.721
21	33.361	24.977	26.559	28.385	1'53.282	252,9	13:41'32.003

33 M. MELANDRI (1'52.749)							
Lap	Seg.1	Seg.2	Seg.3	Seg.4	Lap Time	km/h	Local Time
1		27.329	28.013	30.247	2'02.300	229,8	13:03'11.114
2	35.454	26.570	27.889	29.470	1'59.383	243,8	13:05'10.497
3	34.669	25.980	27.056	29.137	1'56.842	252,3	13:07'07.339
4	34.362	25.989	27.215	29.380	1'56.946	235,8	13:09'04.285
5	34.494	25.972	27.070	29.170	1'56.706	231,8	13:11'00.991
6	34.165	25.867	27.214	29.566	1'56.812	241,1	13:12'57.803
7	34.550	25.616	27.083	29.335	1'56.584	248,3	13:14'54.387
8	34.206	25.548	26.770	29.155	1'55.679	247,1	13:16'50.066
9	34.293	25.600	26.761	29.125	1'55.779	248,3	13:18'45.845
10	33.935	25.437	26.635	28.877	1'54.884	248,8	13:20'40.729
11	33.816	25.411	26.549	28.920	1'54.696	255,3	13:22'35.425
12	33.951	25.385	26.824	28.845	1'55.005	252,3	13:24'30.430
13	33.633	25.266	26.541	28.991	1'54.431	252,3	13:26'24.861
14	33.594	25.481	26.260	28.770	1'54.105	252,3	13:28'18.966
15	33.427	25.284	26.289	28.675	1'53.673	255,9	13:30'12.639
16	33.296	25.446	25.971	28.475	1'53.188	260,2	13:32'05.827
17	33.024	25.288	26.440	28.536	1'53.288	247,1	13:33'59.115
18	33.073	25.310	26.178	28.601	1'53.162	255,9	13:35'52.277
19	32.805	25.278	26.419	28.671	1'53.173	246,0	13:37'45.450
20	34.068	25.223	25.846	28.317	1'53.454	259,6	13:39'38.904
21	33.017	25.291	26.048	28.393	1'52.749	254,1	13:41'31.653

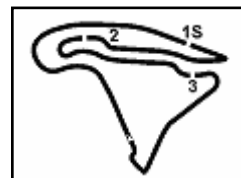
2 L. CAMIER (1'53.303)							
Lap	Seg.1	Seg.2	Seg.3	Seg.4	Lap Time	km/h	Local Time
1		26.477	27.999	29.941	2'00.635	243,2	13:03'09.449
2	34.996	26.497	27.740	29.370	1'58.603	260,9	13:05'08.052
3	34.479	25.749	27.484	29.790	1'57.502	255,9	13:07'05.554
4	34.440	26.127	27.750	29.433	1'57.750	252,9	13:09'03.304
5	34.545	26.188	27.274	29.257	1'57.264	248,8	13:11'00.568
6	34.633	26.316	27.658	29.564	1'58.171	257,8	13:12'58.739
7	34.563	25.714	27.260	29.422	1'56.959	255,9	13:14'55.698
8	34.638	26.010	27.188	29.622	1'57.458	257,1	13:16'53.156
9	34.185	25.004	26.688	29.017	1'54.894	263,4	13:18'48.050
10	34.186	25.455	26.646	29.050	1'55.337	254,1	13:20'43.387
11	34.150	25.256	26.665	29.007	1'55.078	263,4	13:22'38.465
12	34.008	25.153	26.693	28.771	1'54.625	264,7	13:24'33.090
13	33.983	25.139	26.576	28.794	1'54.492	260,9	13:26'27.582
14	33.868	25.352	26.436	28.579	1'54.235	255,9	13:28'21.817
15	33.642	24.904	26.486	28.723	1'53.755	262,1	13:30'15.572
16	33.481	24.901	26.335	28.613	1'53.330	265,4	13:32'08.902
17	33.290	24.861	26.533	28.768	1'53.452	266,0	13:34'02.354
18	33.527	25.277	26.352	29.092	1'54.248	262,1	13:35'56.602
19	33.184	25.024	26.550	28.756	1'53.514	262,1	13:37'50.116
20	33.408	24.835	26.427	28.633	1'53.303	266,0	13:39'43.419
21	33.257	24.814	26.798	29.182	1'54.051	262,1	13:41'37.470

66 T. SYKES (1'53.282)							
Lap	Seg.1	Seg.2	Seg.3	Seg.4	Lap Time	km/h	Local Time
1		26.263	27.672	29.391	1'58.176	242,7	13:03'06.990
2	34.849	25.564	27.185	29.164	1'56.762	253,5	13:05'03.752
3	34.390	25.546	27.318	29.162	1'56.416	255,9	13:07'00.168
4	34.495	25.479	27.293	29.025	1'56.292	259,6	13:08'56.460
5	34.575	25.711	27.120	29.131	1'56.537	257,1	13:10'52.997
6	34.491	25.540	26.914	28.984	1'55.929	255,9	13:12'48.926
7	34.306	25.158	27.054	29.239	1'55.757	253,5	13:14'44.683
8	34.431	25.382	26.979	29.279	1'56.071	257,1	13:16'40.754
9	34.424	25.310	26.887	29.055	1'55.676	260,9	13:18'36.430
10	34.363	25.379	26.817	29.013	1'55.572	260,2	13:20'32.002
11	34.462	25.360	26.839	28.957	1'55.618	259,6	13:22'27.620
12	34.297	25.263	26.763	28.751	1'55.074	259,6	13:24'22.694
13	34.232	25.292	26.776	28.948	1'55.248	257,8	13:26'17.942
14	34.142	25.195	26.761	28.870	1'54.968	265,4	13:28'12.910

22 A. LOWES (1'54.597)							
Lap	Seg.1	Seg.2	Seg.3	Seg.4	Lap Time	km/h	Local Time
1		26.545	27.727	29.947	2'00.122	228,8	13:03'08.936
2	34.672	26.035	27.311	29.406	1'57.424	259,6	13:05'06.360
3	34.758	26.249	27.658	29.675	1'58.340	243,2	13:07'04.700
4	34.636	26.541	27.412	29.099	1'57.688	248,3	13:09'02.388
5	34.411	26.151	27.117	29.373	1'57.052	248,3	13:10'59.440
6	34.811	26.366	27.432	29.570	1'58.179	238,4	13:12'57.619
7	34.946	26.081	27.032	29.448	1'57.507	238,9	13:14'55.126
8	34.717	26.365	27.215	30.048	1'58.345	252,3	13:16'53.471
9	34.231	25.613	26.844	29.181	1'55.869	252,3	13:18'49.340
10	34.286	25.674	26.724	29.170	1'55.854	255,9	13:20'45.194
11	33.959	25.382	26.855	29.129	1'55.325	259,0	13:22'40.519
12	33.992	25.765	26.834	29.674	1'56.265	257,8	13:24'36.784
13	34.282	25.831	27.089	29.181	1'56.383	251,2	13:26'33.167
14	34.093	25.955	26.716	29.217	1'55.981	256,5	13:28'29.148
15	33.995	25.535	27.026	29.018	1'55.574	269,3	13:30'24.722
16	33.983	25.756	26.740	29.326	1'55.805	260,2	13:32'20.527
17	33.804	25.683	27.072	29.083	1'55.642	265,4	13:34'16.169
18	33.993	25.807	26.898	29.152	1'55.850	257,1	13:36'12.019
19	33.544	25.616	26.826	29.126	1'55.112	255,9	13:38'07.131
20	33.436	25.370	26.657	29.356	1'54.819	263,4	13:40'01.950
21	33.478	25.459	26.629	29.031	1'54.597	259,0	13:41'56.547

50 E. LAVERTY (1'54.267)							
Lap	Seg.1	Seg.2	Seg.3	Seg.4	Lap Time	km/h	Local Time
1		27.911	29.258	31.514	2'05.173	230,3	13:03'13.987
2	36.253	27.874	28.345	30.221	2'02.693	233,8	13:05'16.680
3	35.739	26.860	28.247	30.394	2'01.240	227,8	13:07'17.920
4	35.200	27.010	27.860	29.798	1'59.868	234,3	13:09'17.788
5	35.276	26.712	27.537	29.870	1'59.395	229,3	13:11'17.183
6	34.990	26.440	27.464	29.752	1'58.646	237,9	13:13'15.829

15	33.981	25.200	26.599	28.803	1'54.583	261,5	13:30'07.493
16	33.762	25.161	26.695	28.949	1'54.567	263,4	13:32'02.060
17	33.970	25.280	26.711	28.776	1'54.737		



Magny-Cours 4.411 m

French Round, 29-30 September - 1 October 2017
World Superbike - Chronological Analysis Race 1

Start at 13:01'08.814

2 / 4

									Lap	Seg.1	Seg.2	Seg.3	Seg.4	Lap Time	km/h	Local Time
7	35.011	26.353	27.330	29.813	1'58.507	242,7	13:15'14.336									
8	34.673	25.981	27.198	29.645	1'57.497	244,9	13:17'11.833	1								
9	34.865	26.197	27.167	29.386	1'57.615	236,8	13:19'09.448	2	34.974	46.715	27.898	29.640	1'59.701	237,9	13:03'08.515	
10	34.392	26.042	27.103	29.336	1'56.873	247,7	13:21'06.321	3	34.914	25.968	27.626	29.575	2'18.890	243,8	13:05'27.405	
11	34.425	26.286	27.153	29.422	1'57.286	249,4	13:23'03.607	4	35.072	26.632	27.751	29.393	1'58.848	249,4	13:09'25.478	
12	34.330	26.097	26.840	29.119	1'56.386	248,3	13:24'59.993	5	34.940	26.422	27.347	29.274	1'57.983	243,2	13:11'23.461	
13	34.345	26.174	26.978	29.178	1'56.675	245,5	13:26'56.668	6	34.789	26.079	27.351	29.358	1'57.577	249,4	13:13'21.038	
14	33.981	26.093	26.833	29.132	1'56.039	250,0	13:28'52.707	7	34.686	26.257	27.293	29.300	1'57.536	243,8	13:15'18.574	
15	33.879	25.825	26.591	29.073	1'55.368	251,2	13:30'48.075	8	34.781	26.314	27.521	29.433	1'58.049	228,8	13:17'16.623	
16	33.738	25.809	27.116	29.033	1'55.696	241,6	13:32'43.771	9	34.712	25.935	27.123	29.378	1'57.148	254,7	13:19'13.771	
17	33.410	25.708	26.465	28.961	1'54.544	254,1	13:34'38.315	10	34.397	25.954	26.980	29.087	1'56.418	254,7	13:21'10.189	
18	33.474	25.713	26.499	29.046	1'54.732	253,5	13:36'33.047	11	34.397	25.829	27.065	29.276	1'56.567	263,4	13:23'06.756	
19	33.504	25.867	26.577	29.163	1'55.111	246,0	13:38'28.158	12	34.427	26.034	27.099	29.210	1'56.770	256,5	13:25'03.526	
20	33.381	25.497	26.562	28.827	1'54.267	250,6	13:40'22.425	13	34.201	25.826	26.851	29.099	1'55.977	250,0	13:26'59.503	
21	33.148	25.614	26.711	29.540	1'55.013	244,3	13:42'17.438	14	34.304	25.885	26.734	29.117	1'56.040	253,5	13:28'55.543	

36 L. MERCADO (1'55.326)

Lap	Seg.1	Seg.2	Seg.3	Seg.4	Lap Time	km/h	Local Time
1		26.199	27.855	29.983	1'59.228	252,9	13:03'08.042
2	34.889	26.100	27.579	29.477	1'58.045	254,1	13:05'06.087
3	34.913	25.914	27.758	29.570	1'58.155	246,6	13:07'04.242
4	35.238	26.876	27.783	29.802	1'59.699	236,3	13:09'03.941
5	34.874	26.263	27.290	29.401	1'57.828	243,8	13:11'01.769
6	34.732	26.502	27.566	29.504	1'58.304	246,0	13:13'00.073
7	34.704	26.687	27.450	29.542	1'58.383	230,8	13:14'58.456
8	34.723	26.274	27.370	29.321	1'57.688	246,0	13:16'56.144
9	34.713	26.275	27.084	29.545	1'57.617	252,9	13:18'53.761
10	34.916	26.075	27.258	29.233	1'57.482	251,2	13:20'51.243
11	34.885	26.418	27.245	29.334	1'57.882	248,3	13:22'49.125
12	34.997	26.436	27.127	29.393	1'57.953	244,9	13:24'47.078
13	34.664	26.446	27.088	29.070	1'57.268	245,5	13:26'44.346
14	34.764	26.482	26.851	29.425	1'57.522	247,1	13:28'41.868
15	34.510	26.381	27.276	29.479	1'57.646	247,1	13:30'39.514
16	34.627	26.483	27.047	29.319	1'57.476	244,9	13:32'36.990
17	34.294	26.387	27.124	29.342	1'57.147	243,8	13:34'34.137
18	34.239	26.122	26.814	29.155	1'56.330	244,9	13:36'30.467
19	34.017	25.790	26.805	29.077	1'55.689	247,1	13:38'26.156
20	33.801	25.889	26.748	28.888	1'55.326	255,3	13:40'21.482
21	33.624	25.778	26.971	29.763	1'56.136	251,2	13:42'17.618

7 C. DAVIES (1'56.859)

Lap	Seg.1	Seg.2	Seg.3	Seg.4	Lap Time	km/h	Local Time
1		25.949	27.128	29.390	1'57.393	245,5	13:03'06.207
2	34.931	25.842	27.049	29.037	1'56.859	254,7	13:05'03.066
3	34.535	26.241	27.538	29.616	1'57.930	251,7	13:07'00.996
4	35.281	26.532	27.293	30.477	1'59.583	244,3	13:09'00.579
5	34.967	26.779	27.030	29.770	1'58.546	238,4	13:10'59.125
6	35.000	26.653	27.836	30.790	2'00.279	242,2	13:12'59.404
7	35.197	26.653	27.205	29.682	1'58.737	234,8	13:14'58.141
8	34.976	26.821	27.220	29.852	1'58.869	235,3	13:16'57.010
9	34.765	26.656	26.833	29.511	1'57.765	244,9	13:18'54.775
10	35.396	26.820	26.988	30.171	1'59.375	229,3	13:20'54.150
11	35.065	26.612	27.054	29.592	1'58.323	238,9	13:22'52.473
12	35.149	26.544	27.154	29.652	1'58.499	242,7	13:24'50.972
13	35.094	26.064	27.180	29.728	1'58.066	242,2	13:26'49.038
14	35.592	26.205	27.063	29.656	1'58.516	241,6	13:28'47.554
15	34.816	26.288	27.161	30.036	1'58.301	245,5	13:30'45.855
16	35.190	26.328	27.557	29.792	1'58.867	242,2	13:32'44.722
17	34.711	26.193	27.151	29.572	1'57.627	247,7	13:34'42.349
18	34.807	26.385	27.034	29.975	1'58.201	251,2	13:36'40.550
19	34.597	26.268	27.088	29.540	1'57.493	252,3	13:38'38.043
20	34.751	26.098	27.103	29.404	1'57.356	247,7	13:40'35.399
21	34.547	26.277	27.128	29.415	1'57.367	250,0	13:42'32.766

34 D. GIUGLIANO (1'55.698)

Lap	Seg.1	Seg.2	Seg.3	Seg.4	Lap Time	km/h	Local Time
1		26.972	27.761	31.290	2'02.127	225,0	13:03'10.941
2	35.900	26.761	27.922	29.841	2'00.424	234,8	13:05'11.365
3	35.586	26.682	27.564	30.002	1'59.834	247,1	13:07'11.199
4	35.256	26.170	27.543	29.645	1'58.614	253,5	13:09'09.813
5	35.394	26.485	27.427	29.446	1'58.752	258,4	13:11'08.565
6	35.080	26.398	27.290	29.649	1'58.417	246,0	13:13'06.982
7	35.036	26.165	27.291	29.368	1'57.860	254,7	13:15'04.842
8	34.976	26.355	27.091	29.319	1'57.741	251,7	13:17'02.583
9	34.979	26.098	27.153	29.539	1'57.769	251,2	13:19'00.352
10	34.961	26.147	27.186	29.365	1'57.659	247,7	13:20'58.011
11	34.725	26.280	27.014	29.326	1'57.345	255,9	13:22'55.356
12	34.690	26.212	26.922	29.188	1'57.012	259,6	13:24'52.368
13	34.617	25.818	27.039	29.332	1'56.806	248,8	13:26'49.174
14	35.079	26.156	27.019	29.202	1'57.456	255,9	13:28'46.630
15	34.540	25.923	26.929	29.385	1'56.777	254,1	13:30'43.407
16	34.641	25.870	26.820	29.080	1'56.411	253,5	13:32'39.818
17	34.405	25.878	27.056	28.996	1'56.335	251,2	13:34'36.153
18	34.352	25.805	26.925	28.996	1'56.078	257,8	13:36'32.231
19	34.212	25.671	26.843	29.516	1'56.242	254,7	13:38'28.473
20	33.704	25.774	26.944	29.276	1'55.698	248,3	13:40'24.171
21	34.052	25.987	27.212	29.690	1'56.941	248,3	13:42'21.112

60 M. VAN DER MARK (1'54.694)

Lap	Seg.1	Seg.2	Seg.3	Seg.4	Lap Time	km/h	Local Time
1		27.566	28.912	30.988	2'04.820	220,0	13:03'13.634
2	36.244	27.411	28.290	30.695	2'02.640	235,3	13:05'16.274
3	35.943	26.863	28.193	30.907	2'01.906	241,6	13:07'18.180
4	35.469	26.843	27.827	30.077	2'00.216	231,3	13:09'18.396
5	35.181	26.643	27.387	30.166	1'59.377	229,8	13:11'17.773
6	35.229	26.605	27.519	30.109	1'59.462	226,4	13:13'17.235
7	35.503	27.068	27.729	29.954	2'00.254	243,8	13:15'17.489
8	35.538	26.402	27.305	30.200	1'59.445	233,8	13:17'16.934
9	35.224	26.222	27.255	29.853	1'58.554	242,7	13:19'15.488
10	35.108	26.241	27.232	29.756	1'58.337	239,5	13:21'13.825
11	35.011	26.473	27.422	30.018	1'58.924	238,9	13:23'12.749
12	34.965	26.486	27.297	30.037	1'58.785	241,1	13:25'11.534
13	35.340	26.593	27.182	29.960	1'59.075	232,8	13:27'10.609
14	35.136	26.394	27.178	29.578	1'58.286	241,6	13:29'08.895
15	34.722	26.579	26.922	29.370	1'57.593	237,4	13:31'06.488

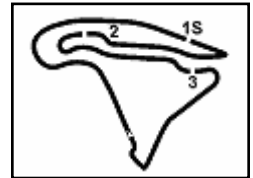
30/09/2017

P = Pits In/Out - C = Lap-Time Cancelled

These data/results cannot be reproduced, stored and/or transmitted in whole or in part by any manner of electronic, mechanical, photocopying, recording, broadcasting or otherwise now known or herein after developed without the previous express consent by the copyright owner, except for reproduction in daily press and regular printed publications on sale to the public within 60 days of the event related to those data/results and always provided that copyright symbol appears together as follows below.

© DORNA WSBK ORGANIZATION Srl 2017





Magny-Cours 4.411 m

French Round, 29-30 September - 1 October 2017

World Superbike - Chronological Analysis Race 1

Start at 13:01'08.814

3 / 4

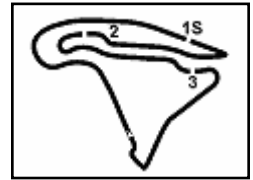
Lap	Seg.1	Seg.2	Seg.3	Seg.4	Lap Time	km/h	Local Time
16	34.765	26.203	26.946	29.205	1'57.119	239.5	13:33'03.607
17	34.588	26.352	26.815	29.088	1'56.843	241,1	13:35'00.450
18	34.506	25.858	26.691	29.360	1'56.415	239,5	13:36'56.865
19	34.419	26.294	26.632	29.353	1'56.698	249,4	13:38'53.563
20	34.343	26.122	26.699	29.359	1'56.523	234,8	13:40'50.086
21	34.271	26.189	26.829	28.861	1'56.150	233,8	13:42'46.236
40 R. RAMOS (1'56.060)							
Lap	Seg.1	Seg.2	Seg.3	Seg.4	Lap Time	km/h	Local Time
1		28.757	29.272	31.205	2'06.913	222,2	13:03'15.727
2	36.220	27.702	28.854	30.593	2'03.369	234,8	13:05'19.096
3	36.079	26.924	28.570	30.555	2'02.128	241,1	13:07'21.224
4	35.978	26.818	28.193	30.139	2'01.128	243,2	13:09'22.352
5	35.566	27.112	27.664	30.019	2'00.361	238,9	13:11'22.713
6	35.505	26.699	27.690	30.036	1'59.930	238,9	13:13'22.643
7	35.461	26.384	27.692	29.947	1'59.484	238,9	13:15'22.127
8	35.238	26.396	27.715	30.056	1'59.405	241,1	13:17'21.532
9	35.272	26.380	27.506	29.898	1'59.056	250,0	13:19'20.588
10	35.112	26.411	27.586	30.057	1'59.166	242,7	13:21'19.754
11	35.499	26.375	27.734	30.068	1'59.676	245,5	13:23'19.430
12	35.430	26.507	27.848	30.049	1'59.834	254,7	13:25'19.264
13	35.410	26.305	27.090	29.656	1'58.461	241,6	13:27'17.725
14	35.168	26.201	27.270	29.398	1'58.037	246,0	13:29'15.762
15	35.042	26.229	27.061	29.219	1'57.551	243,2	13:31'13.313
16	34.761	25.855	26.820	29.191	1'56.627	246,0	13:33'09.940
17	34.701	25.845	27.036	29.153	1'56.735	248,3	13:35'06.675
18	34.570	26.199	27.062	29.396	1'57.227	251,7	13:37'03.902
19	34.643	25.960	27.231	29.684	1'57.518	247,7	13:39'01.420
20	34.580	25.949	27.189	29.250	1'56.968	257,1	13:40'58.388
21	34.210	25.820	26.846	29.184	1'56.060	251,2	13:42'54.448
84 R. RUSSO (1'58.847)							
Lap	Seg.1	Seg.2	Seg.3	Seg.4	Lap Time	km/h	Local Time
1		27.128	28.721	30.515	2'03.379	225,9	13:03'12.193
2	36.045	26.417	28.454	31.891	2'02.807	232,8	13:05'15.000
3	35.749	26.010	28.540	30.135	2'00.434	241,6	13:07'15.434
4	35.644	26.007	28.569	29.896	2'00.116	244,3	13:09'15.550
5	36.066	27.012	28.145	29.950	2'01.173	248,8	13:11'16.723
6	35.704	26.638	28.012	29.851	2'00.205	232,8	13:13'16.928
7	35.806	26.871	27.711	29.852	2'00.240	230,8	13:15'17.168
8	35.990	26.954	28.095	30.138	2'01.177	231,3	13:17'18.345
9	35.973	26.499	28.156	29.732	2'00.360	241,1	13:19'18.705
10	35.857	26.633	28.183	29.699	2'00.372	232,8	13:21'19.077
11	35.629	26.671	27.772	29.932	2'00.004	235,8	13:23'19.081
12	35.704	26.394	27.930	29.749	1'59.777	242,2	13:25'18.858
13	35.397	27.073	27.915	29.913	2'00.298	235,8	13:27'19.156
14	35.892	26.688	27.765	29.926	2'00.271	231,3	13:29'19.427
15	35.610	26.668	27.891	30.765	2'00.934	233,3	13:31'20.361
16	35.691	26.276	27.619	29.655	1'59.241	244,9	13:33'19.602
17	35.410	26.521	27.373	29.543	1'58.847	230,8	13:35'18.449
18	35.454	26.618	27.438	29.599	1'59.109	235,8	13:37'17.558
19	35.341	26.416	27.464	29.674	1'58.895	228,8	13:39'16.453
20	35.298	26.483	27.989	30.241	2'00.011	235,8	13:41'16.464
37 O. JEZEK (1'58.204)							
Lap	Seg.1	Seg.2	Seg.3	Seg.4	Lap Time	km/h	Local Time
1		28.352	29.639	31.582	2'07.571	220,4	13:03'16.385
2	36.347	27.905	29.010	31.347	2'04.609	235,3	13:05'20.994
3	36.178	27.247	29.328	31.165	2'03.918	247,7	13:07'24.912
4	35.989	27.346	28.912	30.817	2'03.064	241,6	13:09'27.976
5	35.763	27.102	28.733	30.819	2'02.417	254,1	13:11'30.393
6	36.099	27.379	28.512	30.972	2'02.962	238,4	13:13'33.355
7	35.753	26.638	28.368	30.655	2'01.414	247,7	13:15'34.769
8	35.712	26.704	28.350	30.568	2'01.334	248,8	13:17'36.103
9	35.571	27.088	28.481	30.542	2'01.682	241,6	13:19'37.785
10	35.518	26.687	28.166	30.817	2'01.188	248,3	13:21'38.973
11	35.323	26.851	28.275	30.427	2'00.876	252,9	13:23'39.849
12	35.165	26.422	28.101	30.265	1'59.953	255,9	13:25'39.802
13	35.481	26.476	28.303	29.977	2'00.237	251,7	13:27'40.039
14	35.340	26.292	27.839	30.339	1'59.810	255,3	13:29'39.849
15	35.000	26.414	27.727	30.275	1'59.416	254,1	13:31'39.265
16	34.884	26.571	27.728	30.276	1'59.459	242,7	13:33'38.724
17	36.437	26.471	27.614	30.248	2'00.770	242,7	13:35'39.494
18	34.737	26.158	27.597	30.382	1'58.874	252,9	13:37'38.368
19	34.637	25.879	27.600	30.088	1'58.204	255,3	13:39'36.572
20	34.440	27.687	27.400	29.895	1'59.422	263,4	13:41'35.994
121 A. ANDREOZZI (1'58.120)							
Lap	Seg.1	Seg.2	Seg.3	Seg.4	Lap Time	km/h	Local Time
1		28.676	29.814	31.785	2'08.709	218,6	13:03'17.523

30/09/2017

P = Pits In/Out - C = Lap-Time Cancelled

These data/results cannot be reproduced, stored and/or transmitted in whole or in part by any manner of electronic, mechanical, photocopying, recording, broadcasting or otherwise now known or herein after developed without the previous express consent by the copyright owner, except for reproduction in daily press and regular printed publications on sale to the public within 60 days of the event related to those data/results and always provided that copyright symbol appears together as follows below.

© DORNA WSBK ORGANIZATION Srl 2017



Magny-Cours 4.411 m

French Round, 29-30 September - 1 October 2017 World Superbike - Chronological Analysis Race 1

Start at 13:01'08.814

4 / 4

								12 X. FORÉS (1'59.161)				
Lap	Seg.1	Seg.2	Seg.3	Seg.4	Lap Time	km/h	Local Time					
1		26.839	28.060	30.465	2'00.795	233,8	13:03'09.609					
2	34.937	55.870	28.723	30.721	2'30.251	236,3	13:05'39.860					
3	35.505	26.235	27.717	30.178	1'59.635	237,9	13:07'39.495					
4	35.283	26.610	27.946	30.120	1'59.959	240,5	13:09'39.454					
5	35.497	26.717	27.914	29.925	2'00.053	240,5	13:11'39.507					
6	35.325	26.488	27.426	29.922	1'59.161	243,8	13:13'38.668					
7	35.411	26.735	27.671	29.756	1'59.573	241,6	13:15'38.241					
8	35.388	27.166	27.584	29.774	1'59.912	256,5	13:17'38.153					
9	35.346	26.389	27.788	30.653	2'00.176	244,9	13:19'38.329					
10	35.523	26.570	27.867	29.650	1'59.610	233,8	13:21'37.939					
11	35.289	26.694	27.539	29.681	1'59.203	250,0	13:23'37.142					
12	35.365	26.842	27.521	29.727	1'59.455	249,4	13:25'36.597					
13	35.587	26.860	27.387	29.904	1'59.738	236,3	13:27'36.335					
14	35.508	27.090	27.879	29.885	2'00.362	237,9	13:29'36.697					
15	35.558	26.616	27.726	29.935	1'59.835	243,2	13:31'36.532					
16	35.815	26.768	27.679	30.187	2'00.449	236,8	13:33'36.981					
17	38.029	27.245	27.980	34.981	2'08.235P	227,4	13:35'45.216					

13 A. WEST (1'58.469)

Lap	Seg.1	Seg.2	Seg.3	Seg.4	Lap Time	km/h	Local Time
1		27.765	29.330	31.534	2'06.121	210,1	13:03'14.935
2	36.031	27.536	28.524	30.963	2'03.054	237,9	13:05'17.989
3	36.136	27.336	29.124	31.396	2'03.992	227,4	13:07'21.981
4	35.856	27.016	28.302	30.787	2'01.961	228,8	13:09'23.942
5	35.932	26.918	29.313	31.580	2'03.743	231,3	13:11'27.685
6	35.784	26.839	28.271	30.498	2'01.392	233,3	13:13'29.077
7	35.323	26.688	28.488	30.835	2'01.334	239,5	13:15'30.411
8	36.529	28.009	28.505	31.224	2'04.267	234,8	13:17'34.678
9	36.427	27.383	30.186	31.316	2'05.312	219,1	13:19'39.990
10	35.796	26.891	28.085	30.738	2'01.510	226,9	13:21'41.500
11	35.434	27.885	28.419	30.794	2'02.532	242,2	13:23'44.032
12	35.626	26.820	28.212	31.358	2'02.016	242,2	13:25'46.048
13	35.684	26.800	28.035	30.813	2'01.332	230,8	13:27'47.380
14	35.467	26.922	28.010	30.805	2'01.204	235,8	13:29'48.584
15	36.952	26.861	28.211	30.568	2'02.592	231,8	13:31'51.176
16	34.700	26.262	27.518	29.989	1'58.469	245,5	13:33'49.645
17	35.105	26.170	27.455	29.820	1'58.550	240,0	13:35'48.195
18	34.697	26.058	29.161	29.923	1'59.839	246,6	13:37'48.034
19	34.531	27.039	27.725	29.873	1'59.168	243,8	13:39'47.202
20	34.757	26.587	27.807	30.131	1'59.282	239,5	13:41'46.484

45 J. GAGNE (1'57.621)

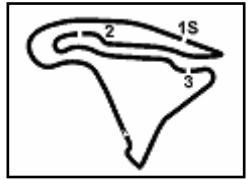
Lap	Seg.1	Seg.2	Seg.3	Seg.4	Lap Time	km/h	Local Time
1		27.591	29.084	31.625	2'06.404	219,1	13:03'15.218
2	35.903	27.621	28.477	31.006	2'03.007	229,3	13:05'18.225
3	36.093	27.290	28.215	30.440	2'02.038	225,9	13:07'20.263
4	35.276	26.997	27.923	30.239	2'00.435	235,3	13:09'20.698
5	34.988	26.990	27.728	30.538	2'00.244	240,0	13:11'20.942
6	35.312	29.432	28.028	30.404	2'03.176	237,4	13:13'24.118
7	34.949	26.737	27.562	30.431	1'59.679	235,8	13:15'23.797
8	34.860	26.767	27.558	30.178	1'59.363	244,9	13:17'23.160
9	34.724	26.634	27.446	30.316	1'59.120	247,1	13:19'22.280
10	34.897	26.403	27.429	30.289	1'59.018	244,9	13:21'21.298
11	35.088	26.688	27.506	30.474	1'59.756	246,6	13:23'21.054
12	34.976	26.525	27.526	30.529	1'59.556	244,9	13:25'20.610
13	35.010	26.748	27.475	30.224	1'59.457	240,0	13:27'20.067
14	35.143	26.895	27.496	30.169	1'59.703	227,4	13:29'19.770
15	35.426	26.606	28.126	30.671	2'00.829	229,8	13:31'20.599
16	35.073	26.109	27.206	29.727	1'58.115	248,3	13:33'18.714
17	34.540	26.370	27.180	29.642	1'57.732	248,8	13:35'16.446
18	34.422	26.304	27.257	29.767	1'57.750	248,3	13:37'14.196
19	34.520	26.262	27.076	29.763	1'57.621	242,2	13:39'11.817

30/09/2017

P = Pits In/Out - C = Lap-Time Cancelled

These data/results cannot be reproduced, stored and/or transmitted in whole or in part by any manner of electronic, mechanical, photocopying, recording, broadcasting or otherwise now known or herein after developed without the previous express consent by the copyright owner, except for reproduction in daily press and regular printed publications on sale to the public within 60 days of the event related to those data/results and always provided that copyright symbol appears together as follows below.

© DORNA WSBK ORGANIZATION Srl 2017



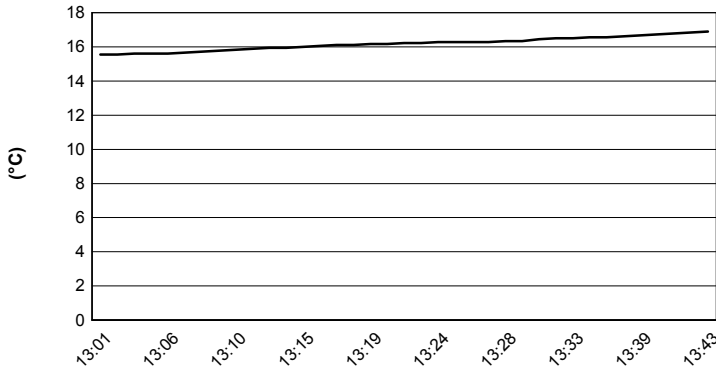
Magny-Cours 4.411 m

French Round, 29-30 September - 1 October 2017

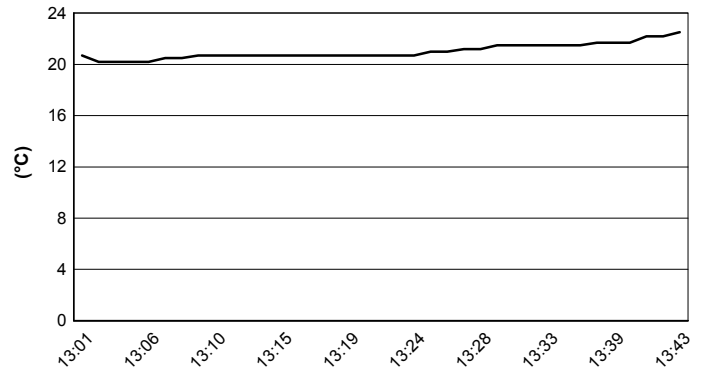
World Superbike - Weather Report Race 1

Session started 13:01 - Session ended 13:43

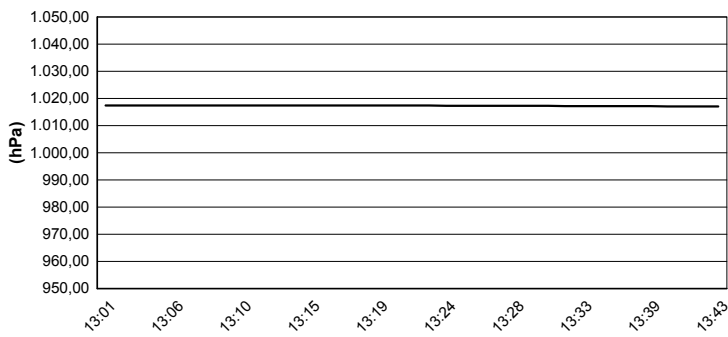
Air Temperature



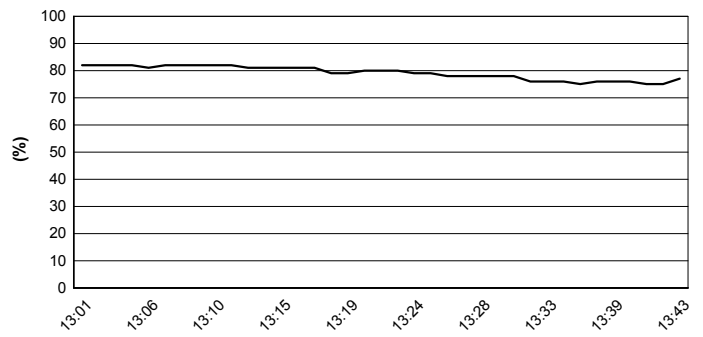
Track Temperature



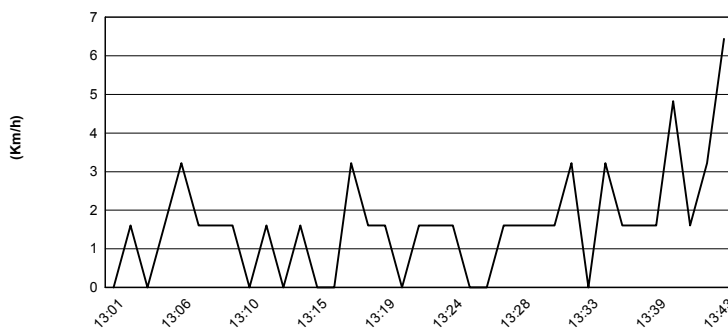
Air Pressure



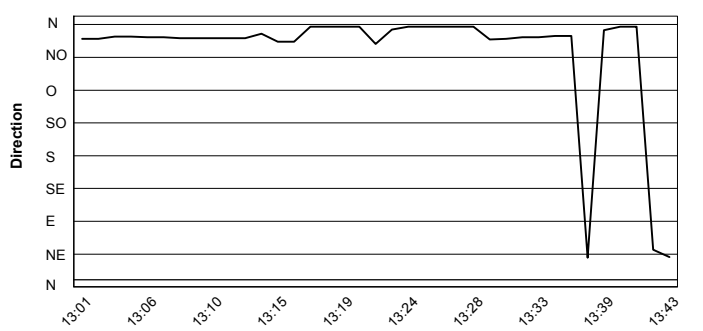
Humidity



Wind Speed



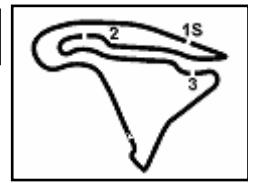
Wind Direction



30/09/2017

These data/results cannot be reproduced, stored and/or transmitted in whole or in part by any manner of electronic, mechanical, photocopying, recording, broadcasting or otherwise now known or herein after developed without the previous express consent by the copyright owner, except for reproduction in daily press and regular printed publications on sale to the public within 60 days of the event related to those data/results and always provided that copyright symbol appears together as follows below.

© DORNA WSBK ORGANIZATION Srl 2017



Magny-Cours 4.411 m

1 / 2

French Round, 29-30 September - 1 October 2017 World Superbike - Championship Standings

Points	Points From First	Points From Previous	February 26 PHILLIP ISLAND		March 12 BURIRAM		April 2 ARAGÓN		April 30 ASSEN		May 14 IMOLA		May 28 DONINGTON PARK		June 18 MISANO		July 9 LAGUNA SECA		August 20 LAUSITZRING		September 17 PORTIMÃO		October 1 MAGNY COURS		October 22 JEREZ		November 4 LOSAIL	
			1	2	1	2	1	2	1	2	1	2	1	2	1	2	1	2	1	2	1	2	1	2	1	2	1	2
1 REA Jonathan (GBR)	456		25	25	25	25	25	20	25	25	20	20	0	25	16	20	20	25	20	20	25	25	25	25				
2 SYKES Tom (GBR)	327 129		16	10	16	20	16	13	20	20	13	16	25	20	25	16	16	20	16	13	0	0	16					
3 DAVIES Chaz (GBR)	302 154 25		20	20	20	10	0	25	0	16	25	25	8	16	0	0	25	16	25	25	20	0	6					
4 MELANDRI Marco (ITA)	270 186 32		0	16	13	16	20	16	16	0	16	11	13	0	1	25	13	13	13	16	16	16	20					
5 LOWES Alex (GBR)	180 276 90		13	13	10	13	13	3	0	11	8	10	16	11	20	0	0	7	10	11	0	0	11					
6 VAN DER MARK Michael (NED)	173 283 7		7	9	11	0	11	11	0	13	9	7	11	13	0	13	8	6	1	5	11	20	7					
7 FORÉS Xavi (ESP)	156 300 17		10	11	5	8	0	10	13	3	11	13	6	9	11	0	11	11	8	6	7	3	0					
8 CAMIER Leon (GBR)	146 310 10		11	8	8	0	5	6	6	10	10	0	10	10	5	0	10	0	11	10	13	0	13					
9 TORRES Jordi (ESP)	132 324 14		9	0	9	11	10	9	0	9	0	8	7	0	13	0	9	0	7	8	10	11	2					
10 LAVERTY Eugene (IRL)	127 329 5		8	6	0	1	8	7	8	8	0	9	3	0	10	11	0	10	6	0	9	13	10					
11 SAVADORI Lorenzo (ITA)	104 352 23		0	7	3	0	0	0	11	0	4	3	4	0	7	10	6	8	9	9	8	10	5					
12 MERCADO Leandro (ARG)	93 363 11		0	0	0	0	9	8	7	4	0	6	9	0	0	7	7	9	5	4	0	9	9					
13 RAMOS Román (ESP)	88 368 5		3	2	1	7	0	5	9	5	7	5	5	8	8	0	4	4	2	2	6	1	4					
14 BRADL Stefan (GER)	67 389 21		1	1	6	0	7	4	10	6	6	2	0	5	0	6	5	5	0	3	0	0	0					
15 KRUMMENACHER Randy (SUI)	50 406 17		6	0	4	0	2	2	5	2	3	1	2	0	9	8	0	2	4	0	0	0	0					
16 HAYDEN Nicky (USA)	40 416 10		5	0	7	9	6	0	2	7	0	4	0	0	0	0	0	0	0	0	0	0	0					
17 DE ROSA Raffaele (ITA)	39 417 1		0	0	0	0	0	0	3	0	2	0	1	6	6	9	3	0	0	1	5	0	3					
18 DE ANGELIS Alex (RSM)	32 424 7		2	5	0	5	1	0	4	1	5	0	0	0	4	0	2	3	0	0	0	0	0					
19 REITERBERGER Markus (GER)	29 427 3		4	3	2	6	4	0	0	0	0	0	0	0	0	0	0	0	3	7	0	0	0					
20 BADOVINI Ayrton (ITA)	25 431 4		0	0	0	2	0	0	1	0	1	0	0	2	3	5	0	0	0	0	4	7	0					
21 HASLAM Leon (GBR)	20 436 5		0	0	0	0	0	0	0	0	0	0	20	0	0	0	0	0	0	0	0	0	0					
22 JEZEK Ondrej (CZE)	17 439 3		0	0	0	3	0	0	0	0	0	0	0	3	2	4	0	0	0	0	0	5	0					
23 RUSSO Riccardo (ITA)	13 443 4		0	0	0	4	0	0	0	0	0	0	0	4	0	0	0	0	0	0	2	2	1					
24 WEST Anthony (AUS)	11 445 2		0	0	0	0	0	0	0	0	0	0	0	0	0	0	0	0	0	0	3	8	0					

30/09/2017

First Line: Championship Standings - Second Line: Ranking Progression

These data/results cannot be reproduced, stored and/or transmitted in whole or in part by any manner of electronic, mechanical, photocopying, recording, broadcasting or otherwise now known or herein after developed without the previous express consent by the copyright owner, except for reproduction in daily press and regular printed publications on sale to the public within 60 days of the event related to those data/results and always provided that copyright symbol appears together as follows below.

© DORNA WSBK ORGANIZATION Srl 2017

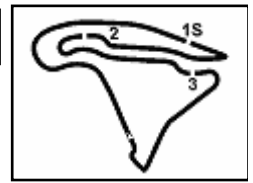
FICR PERUGIA TIMING



Official Tyre Supplier



Official Timekeeper



Magny-Cours 4.411 m

2 / 2

French Round, 29-30 September - 1 October 2017
World Superbike - Championship Standings

	Points	Points From First	Points From Previous	February 26	March 12	April 2	April 30	May 14	May 28	June 18	July 9	August 20	September 17	October 1	October 22	November 4			
				PHILLIP ISLAND	BURIRAM	ARAGÓN	ASSEN	IMOLA	DONINGTON PARK	MISANO	LAGUNA SECA	LAUSITZRING	PORTIMÃO	MAGNY COURS	JEREZ	LOSAIL			
25 GIUGLIANO Davide (ITA)	8	448	3	0 0	0 0	0 0	0 0	0 0	0 0	0 0	0 0	0 0	0 0	0 0	8				
26 DIXON Jake (GBR)	7	449	1	0 0	0 0	0 0	0 0	0 0	0 7	0 0	0 0	0 0	0 0	0 0					
27 TAKAHASHI Takumi (JPN)	7	449	0	0 0	0 0	0 0	0 0	0 0	0 0	0 0	0 0	0 0	0 0	1 6					
28 ANDREOZZI Alessandro (ITA)	4	452	3	0 0	0 0	0 0	0 0	0 0	0 0	0 0	0 0	0 0	0 0	0 4					
29 BROOKES Joshua (AUS)	4	452	0	0 4	0 0	0 0	0 0	0 0	0 0	0 0	0 0	0 0	0 0	0 0					
30 SIMON Julian (ESP)	4	452	0	0 0	0 0	3 1	0 0	0 0	0 0	0 0	0 0	0 0	0 0	0 0					
31 GAGNE Jake (USA)	2	454	2	0 0	0 0	0 0	0 0	0 0	0 0	0 0	1 1	0 0	0 0	0 0					

30/09/2017

First Line: Championship Standings - Second Line: Ranking Progression

These data/results cannot be reproduced, stored and/or transmitted in whole or in part by any manner of electronic, mechanical, photocopying, recording, broadcasting or otherwise now known or herein after developed without the previous express consent by the copyright owner, except for reproduction in daily press and regular printed publications on sale to the public within 60 days of the event related to those data/results and always provided that copyright symbol appears together as follows below.

© DORNA WSBK ORGANIZATION Srl 2017

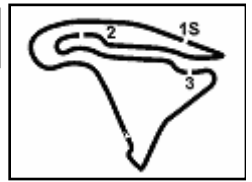
FICR PERUGIA TIMING



Official Tyre Supplier



Official Timekeeper



Magny-Cours 4.411 m

French Round, 29-30 September - 1 October 2017 World Superbike - Manufacturers Standings

Points	Points From First	Points From Previous	February 26 PHILLIP ISLAND		March 12 BURIRAM		April 2 ARAGÓN		April 30 ASSEN		May 14 IMOLA		May 28 DONINGTON PARK		June 18 MISANO		July 9 LAGUNA SECA		August 20 LAUSITZRING		September 17 PORTIMÃO		October 1 MAGNY COURS		October 22 JEREZ		November 4 LOSAIL	
			1	2	1	2	1	2	1	2	1	2	1	2	1	2	1	2	1	2	1	2	1	2	1	2	1	2
1	KAWASAKI	490	25	25	25	25	25	20	25	25	20	20	25	25	25	20	20	25	25	20	20	25	25	25				
2	DUCATI	415	75	20	20	20	16	20	25	16	16	25	25	13	16	11	25	25	16	25	25	20	16	20				
3	YAMAHA	246	244	169	13	13	11	13	13	11	13	9	10	16	13	20	13	8	7	10	11	11	20	11				
4	APRILIA	165	325	81	8	7	3	1	9	8	11	8	4	9	9	11	7	10	9	9	9	13	10					
5	BMW	156	334	9	9	3	9	11	10	9	3	9	2	8	7	6	13	9	9	7	8	10	11	3				
6	MV AGUSTA	146	344	10	11	8	8	4	5	5	6	10	6	10	10	10	5	10	11	10	13	13	13					
7	HONDA	99	391	47	5	1	7	9	7	4	10	7	6	4	7	5	6	5	5	7	3	1	6	8				

30/09/2017

First Line: Championship Standings - Second Line: Ranking Progression

These data/results cannot be reproduced, stored and/or transmitted in whole or in part by any manner of electronic, mechanical, photocopying, recording, broadcasting or otherwise now known or herein after developed without the previous express consent by the copyright owner, except for reproduction in daily press and regular printed publications on sale to the public within 60 days of the event related to those data/results and always provided that copyright symbol appears together as follows below.

© DORNA WSBK ORGANIZATION Srl 2017

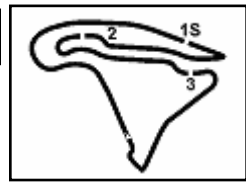
FIAT PERUGIA TIMING



Official Tyre Supplier



Official Timekeeper



Magny-Cours 4.411 m

French Round, 29-30 September - 1 October 2017
World Superbike - Pirelli Best Lap Award

Points	Points From First	Points From Previous	February 26	March 12	April 2	April 30	May 14	May 28	June 18	July 9	August 20	September 17	October 1	October 22	November 4		
			PHILLIP ISLAND	BURIRAM	ARAGÓN	ASSEN	IMOLA	DONINGTON PARK	MISANO	LAGUNA SECA	LAUSITZRING	PORTIMÃO	MAGNY COURS	JEREZ	LOSAIL		
Fastest Laps																	
1 REA Jonathan (GBR)	11		1	1	1	1 1		1		1 1		1 1					
2 DAVIES Chaz (GBR)	4 7				1		1 1				1						
3 MELANDRI Marco (ITA)	3 8 1		1	1									1				
4 SYKES Tom (GBR)	2 9 1							1			1						
5 VAN DER MARK Michael (NED)	1 10 1								1								

30/09/2017

These data/results cannot be reproduced, stored and/or transmitted in whole or in part by any manner of electronic, mechanical, photocopying, recording, broadcasting or otherwise now known or herein after developed without the previous express consent by the copyright owner, except for reproduction in daily press and regular printed publications on sale to the public within 60 days of the event related to those data/results and always provided that copyright symbol appears together as follows below.

© DORNA WSBK ORGANIZATION Srl 2017

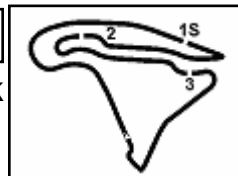
FIKR PERUGIA TIMING



Official Tyre Supplier



Official Timekeeper



French Round, 29-30 September - 1 October 2017

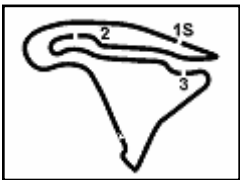
World Superbike - Best Laps & Speeds

No.	Rider	Nat	Bike	Best Lap		FP1		FP2		FP3		SP1		SP2		RC1	
				laps	speed	laps	speed	laps	speed	laps	speed	laps	speed	laps	speed	laps	speed
1	J. REA	GBR	Kawasaki ZX-10RR	79	290,3	20	290,3	23	289,5	10	257,7	5	255,9	21	267,3		
2	M. VAN DER MARK	NED	Yamaha YZF R1	89	294,2	27	294,2	24	291,8	10	243,7	7	250,5	21	263,4		
3	M. MELANDRI	ITA	Ducati Panigale R	81	294,2	21	294,2	25	292,6	9	251,1	5	248,8	21	260,2		
4	C. DAVIES	GBR	Ducati Panigale R	82	291,8	23	291,1	21	291,8	11	251,1	6	254,1	21	254,7		
5	L. SAVADORI	ITA	Aprilia RSV4 RF	77	290,3	23	289,5	22	290,3	9	236,3	2	238,9	21	249,4		
6	X. FORÉS	ESP	Ducati Panigale R	79	283,4	22	283,4	22	283,4	11	243,2	7	248,2	17	256,5		
7	L. CAMIER	GBR	MV Agusta 1000 F4	73	288,7	23	288,7	15	287,2	9	257,7	5	264,0	21	266,0		
8	A. LOWES	GBR	Yamaha YZF R1	82	291,1	21	290,3	24	291,1	10	244,3	6	259,6	21	269,3		
9	E. LAVERTY	IRL	Aprilia RSV4 RF	72	291,8	18	291,8	20	291,1	8	246,0	5	248,8	21	254,1		
10	T. SYKES	GBR	Kawasaki ZX-10RR	71	291,1	18	289,5	17	291,1	9	251,7	6	257,1	21	267,3		
11	L. MERCADO	ARG	Aprilia RSV4 RF	93	289,5	24	289,5	24	288,7	11	253,5	6	252,9	7	255,9	21	255,3
12	J. TORRES	ESP	BMW S 1000 RR	85	293,4	26	291,1	24	293,4	8	251,7	6	253,5	21	247,1		
13	R. DE ROSA	ITA	BMW S 1000 RR	76	287,2	21	287,2	19	285,7	9	242,1	6	249,4	21	257,1		
14	R. RAMOS	ESP	Kawasaki ZX-10RR	89	285,7	25	285,7	27	285,7	11	250,5	5	245,4	21	257,1		
15	D. GIUGLIANO	ITA	Honda CBR1000RR	84	289,5	19	286,4	20	289,5	10	246,0	7	260,2	7	258,3	21	259,6
16	A. BADOVINI	ITA	Kawasaki ZX-10RR	41	281,9	22	281,9	19	276,9								
17	A. WEST	AUS	Kawasaki ZX-10RR	78	284,9	24	284,9	22	281,2	8	238,9	4	245,4	20	246,5		
18	R. RUSSO	ITA	Kawasaki ZX-10RR	81	276,2	21	276,2	21	275,5	12	240,0	7	247,7	20	248,8		
19	A. ANDREOZZI	ITA	Yamaha YZF R1	70	282,7	20	282,7	19	281,9	5	228,3	6	236,8	20	246,5		
20	O. JEZEK	CZE	Kawasaki ZX-10RR	66	279,7	11	276,2	19	279,7	10	238,9	6	253,5	20	263,4		

30/09/2017

These data/results cannot be reproduced, stored and/or transmitted in whole or in part by any manner of electronic, mechanical, photocopying, recording, broadcasting or otherwise now known or herein after developed without the previous express consent by the copyright owner, except for reproduction in daily press and regular printed publications on sale to the public within 60 days of the event related to those data/results and always provided that copyright symbol appears together as follows below.

© DORNA WSBK ORGANIZATION Srl 2017



Magny-Cours 4.411 m

French Round, 29-30 September - 1 October 2017 World Superbike - Best Laps & Speeds

No.	Rider		Best Lap		FP1		FP2		FP3		SP1		SP2		RC1	
	Nat	Bike	laps	speed	laps	speed	laps	speed	laps	speed	laps	speed	laps	speed	laps	speed
21	45 J. GAGNE		1'40.783		1'41.341		1'40.783		2'08.195		2'04.302				1'57.621	
	USA	Honda CBR1000RR	85	284,2	28	281,9	24	284,2	8	237,3	6	234,7			19	248,8
22	94 M. LUSSIANA		1'41.081		1'41.081		1'41.197		2'02.482							
	FRA	BMW S 1000 RR	45	277,6	19	277,6	17	277,6	9	242,1						

30/09/2017

These data/results cannot be reproduced, stored and/or transmitted in whole or in part by any manner of electronic, mechanical, photocopying, recording, broadcasting or otherwise now known or herein after developed without the previous express consent by the copyright owner, except for reproduction in daily press and regular printed publications on sale to the public within 60 days of the event related to those data/results and always provided that copyright symbol appears together as follows below.

© DORNA WSBK ORGANIZATION Srl 2017

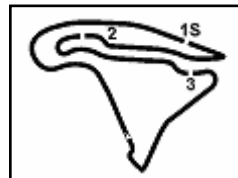
FICR PERUGIA TIMING



Official Tyre Supplier



Official Timekeeper



Magny-Cours 4.411 m

French Round, 29-30 September - 1 October 2017

World Superbike - Provisional Starting Grid - Race 2

21 Laps x 4,411 km = 92,631 km



			1 2 CAMIER L. MV Agusta	1
	3 50 LAVERTY E. Aprilia	2 22 LOWES A. Yamaha		
		5 34 GIUGLIANO D. Honda	4 36 MERCADO L. Aprilia	2
6 60 VAN DER MARK M. Yamaha				
	9 1 REA J. Kawasaki	8 33 MELANDRI M. Ducati	7 66 SYKES T. Kawasaki	3
		11 7 DAVIES C. Ducati	10 12 FORÉS X. Ducati	4
12 32 SAVADORI L. Aprilia				
	15 37 JEZEK O. Kawasaki	14 13 WEST A. Kawasaki	13 84 RUSSO R. Kawasaki	5
18 45 GAGNE J. Honda	17 121 ANDREOZZI A. Yamaha	16 40 RAMOS R. Kawasaki		6
	21 86 BADOVINI A. Kawasaki	20 81 TORRES J. BMW	19 35 DE ROSA R. BMW	7

N.94 (Lussiana M.) will not take part in the race. Declared unfit after FP3

30/09/2017 Jury President

..... Race Director

These data/results cannot be reproduced, stored and/or transmitted in whole or in part by any manner of electronic, mechanical, photocopying, recording, broadcasting or otherwise now known or herein after developed without the previous express consent by the copyright owner, except for reproduction in daily press and regular printed publications on sale to the public within 60 days of the event related to those data/results and always provided that copyright symbol appears together as follows below.

© DORNA WSBK ORGANIZATION Srl 2017

FKR PERUGIA TIMING



Official Tyre Supplier



Official Timekeeper