

French Round, 29-30 September - 1 October 2017 World Superbike - Chronological Analysis Race 2

Magny-Cours 4.411 m

Start at 13:00'51.017

1 / 4

7 C. DAVIES (1'38.584)							
Lap	Seg.1	Seg.2	Seg.3	Seg.4	Lap Time	km/h	Local Time
1		22.230	23.173	25.343	1'41.539	262,8	13:02'32.556
2	29.467	21.822	22.360	25.080	1'38.729	272,0	13:04'11.285
3	29.446	21.757	22.352	25.262	1'38.817	277,6	13:05'50.102
4	29.730	21.785	22.721	25.239	1'39.475	282,7	13:07'29.577
5	29.668	21.700	22.382	24.991	1'38.741	288,0	13:09'08.319
6	29.691	21.422	22.367	25.181	1'38.661	288,0	13:10'46.978
7	29.697	21.421	22.391	25.075	1'38.584	288,0	13:12'25.563
8	29.680	21.540	22.400	25.117	1'38.737	289,5	13:14'04.300
9	29.877	21.646	22.600	25.324	1'39.447	283,5	13:15'43.747
10	29.913	21.613	22.710	25.407	1'39.643	285,7	13:17'23.390
11	30.548	21.977	22.895	25.437	1'40.857	285,7	13:19'04.247
12	29.981	21.679	22.773	25.440	1'39.873	288,0	13:20'44.120
13	30.032	21.732	22.666	25.347	1'39.777	288,0	13:22'23.897
14	29.995	21.801	22.626	25.539	1'39.961	287,2	13:24'03.858
15	29.994	21.633	22.624	25.325	1'39.576	288,8	13:25'43.434
16	29.975	21.607	22.399	25.309	1'39.290	288,8	13:27'22.724
17	29.966	21.591	22.463	25.326	1'39.346	288,0	13:29'02.070
18	29.909	21.754	22.463	25.367	1'39.493	289,5	13:30'41.563
19	29.858	21.592	22.524	25.272	1'39.246	289,5	13:32'20.809
20	29.942	21.728	22.511	25.377	1'39.558	288,8	13:34'00.367
21	29.944	21.616	22.941	25.828	1'40.329	287,2	13:35'40.696

15	29.512	21.762	22.587	25.272	1'39.133	266,7	13:25'47.796
16	29.679	21.698	22.444	25.384	1'39.205	287,2	13:27'27.001
17	29.661	21.739	22.800	25.387	1'39.587	290,3	13:29'06.588
18	29.811	21.731	22.637	25.452	1'39.631	288,8	13:30'46.219
19	29.788	21.746	22.623	25.419	1'39.576	288,0	13:32'25.795
20	29.946	21.800	22.601	25.430	1'39.777	287,2	13:34'05.572
21	29.820	21.689	22.712	25.459	1'39.680	288,0	13:35'45.252

22 A. LOWES (1'38.940)							
Lap	Seg.1	Seg.2	Seg.3	Seg.4	Lap Time	km/h	Local Time
1		22.113	23.111	25.213	1'40.362	279,1	13:02'31.379
2	29.659	21.640	22.579	25.209	1'39.087	285,0	13:04'10.466
3	29.812	21.765	22.557	25.191	1'39.325	286,5	13:05'49.791
4	29.983	22.172	22.701	25.484	1'40.340	279,1	13:07'30.131
5	29.658	21.822	22.521	25.680	1'39.681	281,3	13:09'09.812
6	29.716	21.951	22.459	25.095	1'39.221	271,4	13:10'49.033
7	29.556	21.964	22.617	25.192	1'39.329	267,3	13:12'28.362
8	29.737	21.808	22.615	25.131	1'39.291	275,5	13:14'07.653
9	29.675	22.063	22.624	25.279	1'39.641	266,7	13:15'47.294
10	29.658	22.197	23.221	25.493	1'40.569	286,5	13:17'27.863
11	30.099	22.865	23.043	25.440	1'41.447	274,8	13:19'09.310
12	30.023	22.032	22.747	25.422	1'40.224	285,0	13:20'49.534
13	29.889	21.718	22.618	25.186	1'39.411	288,8	13:22'28.945
14	29.727	21.619	22.755	25.249	1'39.350	284,2	13:24'08.295
15	29.816	21.609	22.615	25.188	1'39.228	287,2	13:25'47.523
16	29.698	21.528	22.535	25.179	1'38.940	286,5	13:27'26.463
16	29.567	21.636	22.503	25.234	1'38.940	286,5	13:29'05.403
17	29.718	21.586	22.626	25.254	1'39.184	286,5	13:30'44.587
18	29.625	21.660	22.648	25.118	1'39.051	285,0	13:32'23.638
19	29.875	21.874	22.755	25.248	1'39.752	277,6	13:34'03.390
20	29.924	22.004	22.721	25.663	1'40.312	284,2	13:35'43.702

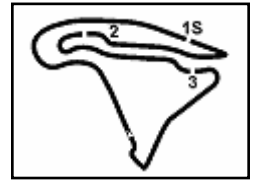
12 X. FORÉS (1'39.342)							
Lap	Seg.1	Seg.2	Seg.3	Seg.4	Lap Time	km/h	Local Time
1		22.471	23.275	26.030	1'42.485	262,8	13:02'33.502
2	29.670	22.005	22.497	26.340	1'40.512	262,1	13:04'14.014
3	29.823	21.882	22.419	25.310	1'39.434	268,0	13:05'53.448
4	29.576	22.054	22.993	25.674	1'40.297	256,5	13:07'33.745
5	29.667	22.198	22.743	25.313	1'39.921	266,7	13:09'13.666
6	29.679	21.862	22.512	25.289	1'39.342	267,3	13:10'53.008
7	29.640	21.844	22.666	25.321	1'39.471	281,3	13:12'32.479
8	29.740	21.882	22.591	25.319	1'39.532	274,1	13:14'12.011
9	29.826	21.780	22.707	25.452	1'39.765	280,5	13:15'51.776
10	29.760	21.950	22.972	25.713	1'40.395	283,5	13:17'32.171
11	30.059	21.842	22.744	25.539	1'40.184	276,2	13:19'12.355
12	29.840	21.767	22.646	25.475	1'39.728	277,6	13:20'52.083
13	29.840	21.791	22.548	25.408	1'39.587	279,8	13:22'31.670
14	29.845	21.837	22.708	25.489	1'39.879	279,8	13:24'11.549
15	29.855	21.959	22.652	25.494	1'39.960	279,8	13:25'51.509
16	29.770	21.887	22.482	25.571	1'39.710	279,8	13:27'31.219
17	29.800	21.758	22.746	25.516	1'39.820	279,1	13:29'11.039
18	29.815	21.785	22.592	25.416	1'39.608	281,3	13:30'50.647
19	29.923	21.870	23.788	25.602	1'41.183	279,8	13:32'31.830
20	29.932	21.784	22.583	25.437	1'39.736	279,8	13:34'11.566
21	29.853	21.912	22.723	25.714	1'40.202	279,1	13:35'51.768

60 M. VAN DER MARK (1'39.087)							
Lap	Seg.1	Seg.2	Seg.3	Seg.4	Lap Time	km/h	Local Time
1		22.095	23.257	25.563	1'40.927	284,2	13:02'31.944
2	29.565	22.015	22.605	25.640	1'39.825	276,2	13:04'11.769
3	29.823	21.887	22.778	25.519	1'40.007	283,5	13:05'51.776
4	29.627	21.757	22.920	25.402	1'39.706	287,2	13:07'31.482
5	29.741	21.864	22.580	25.375	1'39.560	286,5	13:09'11.042
6	29.701	21.603	22.552	25.338	1'39.194	286,5	13:10'50.236
7	29.661	21.657	22.644	25.351	1'39.313	285,7	13:12'29.549
8	29.695	21.672	22.646	25.310	1'39.323	288,0	13:14'08.872
9	29.794	21.714	22.633	25.564	1'39.705	286,5	13:15'48.577
10	29.734	21.969	22.683	25.641	1'40.027	285,7	13:17'28.604
11	29.853	22.495	23.306	25.654	1'41.308	286,5	13:19'09.912
12	30.119	21.909	22.628	25.526	1'40.182	287,2	13:20'50.094
13	29.674	21.813	22.583	25.412	1'39.482	287,2	13:22'29.576
14	29.573	21.590	22.512	25.412	1'39.087	288,8	13:24'08.663

33 M. MELANDRI (1'38.975)							
Lap	Seg.1	Seg.2	Seg.3	Seg.4	Lap Time	km/h	Local Time
1		22.287	23.063	25.751	1'42.285	252,3	13:02'33.302
2	29.697	21.873	22.531	26.209	1'40.310	277,6	13:04'13.612
3	29.756	21.698	22.429	25.591	1'39.474	282,0	13:05'53.086
4	29.784	21.864	22.850	25.698	1'40.196	275,5	13:07'33.282
5	29.823	22.446	23.137	25.683	1'41.089	275,5	13:09'14.371
6	29.642	21.942	22.526	25.362	1'39.472	275,5	13:10'53.843
7	29.595	21.709	22.415	25.467	1'39.186	283,5	13:12'33.029
8	29.684	22.140	22.731	25.563	1'40.118	275,5	13:14'13.147
9	30.076	22.016	22.979	25.842	1'40.913	279,8	13:15'54.060
10	30.611	22.360	22.867	25.742	1'41.580	260,2	13:17'35.640
11	30.352	22.260	22.821	25.722	1'41.155	274,1	13:19'16.795
12	29.943	21.748	22.763	25.537	1'39.991	285,7	13:20'56.786
13	29.813	22.250	22.743	25.416	1'40.222	288,8	13:22'37.008
14	29.696	21.801	22.701	25.392	1'39.590	284,2	13:24'16.598
15	29.735	21.767	22.489	25.399	1'39.390	288,0	13:25'55.988
16	29.745	21.748	22.324	26.041	1'39.858	285,7	13:27'35.846
17	30.574	21.953	23.266	26.350	1'42.143	282,0	13:29'17.989
18	30.029	22.195	23.070	25.664	1'40.958	276,2	13:30'58.947
19	29.928	21.927	22.550	25.499	1'39.904	282,7	13:32'38.851
20	29.651	21.742	22.513	25.345	1'39.251	282,0	13:34'18.102
21	29.643	21.497	22.641	25.194	1'38.975	288,8	13:35'57.077

36 L. MERCADO (1'39.609)							
Lap	Seg.1	Seg.2	Seg.3	Seg.4	Lap Time	km/h	Local Time
1		22.567	23.373	25.586	1'41.793	260,2	13:02'32.810
2	29.664	22.019	22.654	27.965	1'42.302	262,8	13:04'15.112
3	30.021	22.158	22.524	25.600	1'40.303	256,5	13:05'55.415
4	29.852	22.049	22.641	25.648	1'40.190	271,4	13:07'35.605
5	29.704	22.168	22.581	25.378	1'39.831	270,7	13:09'15.436
6	29.774	22.043	22.477	25.315	1'39.609	262,8	13:10'55.045

15	29.735	21.767	22.489	25.399	1'39.390	288,0	13:25'55.988
16	29.745	21.748	22.324	26.041	1'39.858	285,7	13:27'35.846
17	30.574	21.953					



French Round, 29-30 September - 1 October 2017 World Superbike - Chronological Analysis Race 2

Magny-Cours 4.411 m

Start at 13:00'51.017

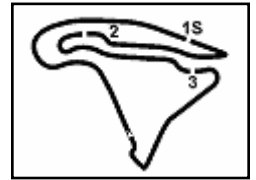
2 / 4

Lap	Seg.1	Seg.2	Seg.3	Seg.4	Lap Time	km/h	Local Time
7	29.618	22.108	22.723	25.678	1'40.127	276,2	13:12'35.172
8	29.783	21.925	22.697	25.652	1'40.057	274,1	13:14'15.229
9	29.814	22.555	22.753	25.474	1'40.596	285,0	13:15'55.825
10	30.039	22.202	22.740	25.649	1'40.630	268,0	13:17'36.455
11	29.837	22.445	22.653	25.601	1'40.536	253,5	13:19'16.991
12	29.900	22.151	22.567	25.504	1'40.122	264,7	13:20'57.113
13	29.784	22.119	22.728	25.455	1'40.086	272,7	13:22'37.199
14	29.730	21.979	22.644	25.616	1'39.969	272,7	13:24'17.168
15	29.834	21.785	22.574	25.487	1'39.680	281,3	13:25'56.848
16	29.821	21.799	22.756	25.573	1'39.949	270,7	13:27'36.797
17	29.822	22.078	23.000	26.039	1'40.939	270,7	13:29'17.736
18	30.013	22.258	23.052	25.370	1'40.693	279,8	13:30'58.429
19	29.924	21.889	22.748	25.616	1'40.177	279,8	13:32'38.606
20	29.839	22.074	22.724	25.368	1'40.005	280,5	13:34'18.611
21	29.651	21.843	22.631	25.644	1'39.769	282,0	13:35'58.380
66 T. SYKES (1'39.742)							
Lap	Seg.1	Seg.2	Seg.3	Seg.4	Lap Time	km/h	Local Time
1		22.269	23.144	25.614	1'41.419	274,1	13:02'32.436
2	29.811	21.816	22.644	25.663	1'39.934	274,1	13:04'12.370
3	30.079	21.901	22.493	25.904	1'40.377	276,9	13:05'52.747
4	30.055	22.151	23.076	26.152	1'41.434	282,7	13:07'34.181
5	29.915	21.977	22.799	25.711	1'40.402	281,3	13:09'14.583
6	29.827	21.873	22.618	25.424	1'39.742	281,3	13:10'54.325
7	29.995	22.299	22.795	25.548	1'40.637	281,3	13:12'34.962
8	29.927	21.685	22.949	25.573	1'40.134	282,7	13:14'15.096
9	29.907	21.900	22.948	25.735	1'40.490	282,0	13:15'55.586
10	30.255	22.157	23.219	25.921	1'41.552	280,5	13:17'37.138
11	30.314	22.179	22.879	25.752	1'41.124	279,1	13:19'18.262
12	30.127	22.053	22.948	25.628	1'40.756	285,7	13:20'59.018
13	30.270	22.041	22.972	25.649	1'40.932	284,2	13:22'39.950
14	30.199	21.909	22.713	25.554	1'40.375	284,2	13:24'20.325
15	30.226	21.937	22.786	25.461	1'40.410	283,5	13:26'00.735
16	30.272	21.809	22.655	25.501	1'40.237	285,0	13:27'40.972
17	30.209	21.845	22.747	25.581	1'40.382	285,0	13:29'21.354
18	30.388	21.900	22.979	25.578	1'40.845	286,5	13:31'02.199
19	30.288	21.840	22.941	25.464	1'40.533	283,5	13:32'42.732
20	30.207	21.849	22.586	25.536	1'40.178	284,2	13:34'22.910
21	30.237	21.775	22.832	25.659	1'40.503	286,5	13:36'03.413
35 R. DE ROSA (1'40.328)							
Lap	Seg.1	Seg.2	Seg.3	Seg.4	Lap Time	km/h	Local Time
1		22.781	23.162	25.805	1'43.549	258,4	13:02'34.566
2	29.635	21.994	22.722	26.161	1'40.512	264,7	13:04'15.078
3	29.810	22.105	23.045	25.824	1'40.792	276,2	13:05'55.870
4	29.677	22.256	22.986	25.888	1'40.807	272,0	13:07'36.677
5	29.914	22.231	22.815	25.633	1'40.593	274,8	13:09'17.270
6	29.780	22.261	22.849	25.640	1'40.530	272,0	13:10'57.800
7	29.818	22.112	22.982	25.706	1'40.618	280,5	13:12'38.418
8	29.787	22.070	22.881	25.590	1'40.328	283,5	13:14'18.746
9	29.940	22.053	23.319	25.668	1'40.980	279,8	13:15'59.726
10	29.853	22.365	23.024	25.886	1'41.128	274,1	13:17'40.854
11	29.945	22.006	22.970	26.098	1'41.019	280,5	13:19'21.873
12	29.961	22.300	23.051	26.496	1'41.808	276,9	13:21'03.681
13	29.939	22.471	22.945	25.738	1'41.093	273,4	13:22'44.774
14	29.857	21.995	23.004	25.726	1'40.582	279,8	13:24'25.356
15	29.837	22.184	23.148	25.691	1'40.860	277,6	13:26'06.216
16	29.906	22.373	22.909	25.875	1'41.063	276,2	13:27'47.279
17	30.434	22.517	23.140	25.967	1'42.058	275,5	13:29'29.337
18	30.166	22.474	23.193	25.985	1'41.818	278,4	13:31'11.155
19	30.200	22.319	23.168	26.036	1'41.723	282,7	13:32'52.878
20	30.053	22.337	23.121	25.964	1'41.475	278,4	13:34'34.353
21	30.125	22.165	23.293	25.987	1'41.570	279,8	13:36'15.923
34 D. GIUGLIANO (1'40.230)							
Lap	Seg.1	Seg.2	Seg.3	Seg.4	Lap Time	km/h	Local Time
1		22.620	23.018	26.187	1'42.889	257,8	13:02'33.906
2	29.839	22.066	22.394	32.296	1'46.595	269,3	13:04'20.501
3	31.761	22.767	24.641	26.803	1'45.972	275,5	13:06'06.473
4	30.540	22.972	23.926	26.217	1'43.655	271,4	13:07'50.128
5	30.244	21.937	23.035	25.700	1'40.916	282,0	13:09'31.044
6	30.076	21.838	22.762	25.601	1'40.277	285,7	13:11'11.321
7	30.158	21.735	23.219	25.597	1'40.709	288,8	13:12'52.030
8	30.577	21.901	23.029	25.672	1'41.179	284,2	13:14'33.209
9	30.292	21.928	23.259	25.724	1'41.194	287,2	13:16'14.403
10	30.800	22.302	24.251	26.031	1'43.384	284,2	13:17'57.787
11	30.779	22.663	23.067	25.708	1'42.217	285,7	13:19'40.004
12	30.250	21.845	22.957	25.590	1'40.642	287,2	13:21'20.646
13	30.183	21.944	22.826	25.398	1'40.351	288,8	13:23'00.997
14	30.157	22.100	22.628	25.446	1'40.331	286,5	13:24'41.328
15	29.995	22.195	22.741	25.481	1'40.412	279,1	13:26'21.740
40 R. RAMOS (1'40.016)							

01/10/2017 P = Pits In/Out - C = Lap-Time Cancelled

These data/results cannot be reproduced, stored and/or transmitted in whole or in part by any manner of electronic, mechanical, photocopying, recording, broadcasting or otherwise now known or herein after developed without the previous express consent by the copyright owner, except for reproduction in daily press and regular printed publications on sale to the public within 60 days of the event related to those data/results and always provided that copyright symbol appears together as follows below.

© DORNA WSBK ORGANIZATION Srl 2017



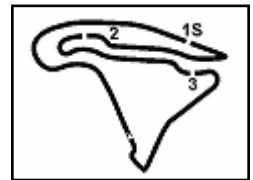
French Round, 29-30 September - 1 October 2017 World Superbike - Chronological Analysis Race 2

Magny-Cours 4.411 m

Start at 13:00'51.017

3 / 4

Lap	Seg.1	Seg.2	Seg.3	Seg.4	Lap Time	km/h	Local Time										
16	30.030	21.906	22.894	25.924	1'40.754	281,3	13:28'02.494	8	30.947	22.323	23.366	25.797	1'42.433	266,0	13:14'26.585		
17	30.274	22.132	22.819	25.625	1'40.850	280,5	13:29'43.344	9	30.958	22.264	23.570	25.837	1'42.629	272,7	13:16'09.214		
18	30.331	21.909	22.811	25.590	1'40.641	272,7	13:31'23.985	10	31.071	23.047	23.171	26.064	1'43.353	262,8	13:17'52.567		
19	30.182	21.835	22.818	25.395	1'40.230	284,2	13:33'04.215	11	30.643	22.166	22.832	26.071	1'41.712	273,4	13:19'34.279		
20	30.200	21.874	22.755	25.578	1'40.407	285,7	13:34'44.622	12	30.486	22.378	23.132	26.238	1'42.234	264,1	13:21'16.513		
21	30.359	22.101	23.366	25.869	1'41.695	282,7	13:36'26.317	13	30.661	22.415	23.081	25.657	1'41.814	268,0	13:22'58.327		
45 J. GAGNE (1'40.693)																	
Lap	Seg.1	Seg.2	Seg.3	Seg.4	Lap Time	km/h	Local Time										
1		23.330	23.188	26.169	1'45.031	232,3	13:02'36.048	17	30.496	22.041	22.958	25.725	1'41.220	279,8	13:29'43.152		
2	29.986	22.693	23.368	26.462	1'42.509	259,6	13:04'18.557	18	30.447	22.353	22.992	25.555	1'41.347	278,4	13:31'24.499		
3	30.518	22.526	23.052	26.149	1'42.245	265,4	13:06'00.802	19	30.229	22.216	22.843	27.071	1'42.359	277,6	13:33'06.858		
4	30.185	22.320	23.258	26.073	1'41.836	270,7	13:07'42.638	20	31.061	22.806	23.276	26.048	1'43.191	272,0	13:34'50.049		
5	30.106	22.525	23.365	25.881	1'41.877	264,7	13:09'24.515	21	31.548	22.375	23.693	26.934	1'44.550	274,1	13:36'34.599		
6	30.059	22.374	22.966	26.102	1'41.501	259,0	13:11'06.016	86 A. BADOVINI (1'41.028)									
7	29.930	22.331	22.985	25.751	1'40.997	269,3	13:12'47.013	Lap	Seg.1	Seg.2	Seg.3	Seg.4	Lap Time	km/h	Local Time		
8	30.108	22.300	22.954	25.768	1'41.130	262,1	13:14'28.143	1		23.620	23.350	26.253	1'45.465	237,4	13:02'36.482		
9	30.102	22.305	23.192	26.011	1'41.610	264,1	13:16'09.753	2	30.204	22.318	23.616	26.371	1'42.509	251,7	13:04'18.991		
10	30.462	22.383	22.965	25.930	1'41.740	258,4	13:17'51.493	3	30.381	22.599	22.921	26.077	1'41.978	264,1	13:06'00.969		
11	30.131	22.405	23.184	26.138	1'41.858	279,8	13:19'33.351	4	30.293	22.286	23.242	25.964	1'41.785	266,0	13:07'42.754		
12	30.197	22.273	23.043	26.050	1'41.563	276,2	13:21'14.914	5	30.218	22.389	23.067	25.742	1'41.416	268,0	13:09'24.170		
13	30.164	22.379	23.063	25.943	1'41.549	278,4	13:22'56.463	6	30.287	22.225	23.056	25.860	1'41.428	273,4	13:11'05.598		
14	30.150	22.394	22.999	25.923	1'41.466	272,7	13:24'37.929	7	30.248	22.024	23.087	25.669	1'41.028	274,1	13:12'46.626		
15	30.077	23.074	23.207	25.959	1'42.317	270,0	13:26'20.246	8	30.399	22.165	22.994	25.665	1'41.223	272,0	13:14'27.849		
16	30.088	22.535	23.605	25.875	1'42.103	274,1	13:28'02.349	9	30.302	22.125	23.255	25.961	1'41.643	269,3	13:16'09.492		
17	30.294	22.492	23.046	25.940	1'41.772	270,0	13:29'44.121	10	30.651	22.757	23.260	25.944	1'42.612	276,9	13:17'52.104		
18	29.958	22.433	23.086	25.924	1'41.401	267,3	13:31'25.522	11	30.485	22.202	22.959	26.080	1'41.726	274,1	13:19'33.830		
19	29.977	22.358	22.843	25.766	1'40.944	277,6	13:33'06.466	12	30.654	22.240	23.358	26.230	1'42.482	271,4	13:21'16.312		
20	29.948	22.154	22.841	25.750	1'40.693	279,1	13:34'47.159	13	30.707	22.163	23.076	25.725	1'41.671	276,9	13:22'57.983		
21	29.995	22.019	22.926	25.828	1'40.768	279,1	13:36'27.927	14	30.475	22.689	23.525	26.114	1'42.803	274,8	13:24'40.786		
121 A. ANDREOZZI (1'40.540)																	
Lap	Seg.1	Seg.2	Seg.3	Seg.4	Lap Time	km/h	Local Time										
1		22.841	23.328	26.632	1'44.643	255,9	13:02'35.660	15	30.448	22.575	22.999	25.732	1'41.754	278,4	13:26'22.540		
2	29.922	22.262	22.894	26.147	1'41.225	269,3	13:04'16.885	16	30.357	22.278	23.101	25.865	1'41.601	274,1	13:28'04.141		
3	30.362	22.050	22.874	25.916	1'41.202	272,7	13:05'58.087	17	30.523	22.275	23.315	25.965	1'42.078	274,8	13:29'46.219		
4	30.087	22.184	23.173	25.841	1'41.285	275,5	13:07'39.372	18	30.535	22.441	25.015	26.688	1'44.679	279,8	13:31'30.898		
5	29.997	22.473	22.799	25.724	1'40.993	268,7	13:09'20.365	19	30.976	22.636	23.740	26.458	1'43.810	270,7	13:33'14.708		
6	29.932	22.195	22.688	25.762	1'40.577	278,4	13:11'00.942	20	30.849	22.802	23.373	26.080	1'43.104	268,0	13:34'57.812		
7	30.201	21.998	22.823	25.518	1'40.540	280,5	13:12'41.482	21	30.557	22.318	23.555	26.064	1'42.494	276,2	13:36'40.306		
8	30.031	22.020	22.964	25.725	1'40.740	277,6	13:14'22.222	84 R. RUSSO (1'41.426)									
9	30.260	22.110	23.027	26.127	1'41.524	277,6	13:16'03.746	Lap	Seg.1	Seg.2	Seg.3	Seg.4	Lap Time	km/h	Local Time		
10	30.433	22.504	23.326	26.492	1'42.755	279,1	13:17'46.501	1		23.142	23.334	26.701	1'45.231	244,9	13:02'36.248		
11	30.812	22.730	23.430	26.000	1'42.972	274,8	13:19'29.473	2	30.185	22.430	23.652	26.377	1'42.644	255,3	13:04'18.892		
12	30.533	22.682	23.213	26.079	1'42.507	272,7	13:21'11.980	3	30.556	22.459	23.379	26.486	1'42.880	263,4	13:06'01.772		
13	30.516	22.458	22.957	25.913	1'41.844	276,2	13:22'53.824	4	30.598	22.826	24.014	26.217	1'43.655	255,9	13:07'45.427		
14	30.367	22.749	23.055	25.986	1'42.157	274,1	13:24'35.981	5	30.586	22.391	22.973	25.610	1'41.560	253,5	13:09'26.987		
15	30.569	22.354	23.058	26.007	1'41.988	277,6	13:26'17.969	6	30.471	22.217	23.257	25.635	1'41.580	270,0	13:11'08.567		
16	30.672	22.411	23.031	26.111	1'42.225	279,1	13:28'00.194	7	30.536	22.328	23.062	25.575	1'41.501	261,5	13:12'50.068		
17	31.031	22.540	23.133	26.103	1'42.807	277,6	13:29'43.001	8	30.565	22.319	23.460	25.608	1'41.952	269,3	13:14'32.020		
18	30.542	22.884	22.976	26.005	1'42.407	278,4	13:31'25.408	9	30.603	22.371	23.033	26.052	1'42.059	278,4	13:16'14.079		
19	30.554	22.463	22.948	25.920	1'41.885	272,0	13:33'07.293	10	31.295	22.885	23.654	26.485	1'44.319	260,9	13:17'58.398		
20	30.561	22.462	22.911	25.903	1'41.837	277,6	13:34'49.130	11	30.566	22.519	23.665	27.338	1'44.088	270,0	13:19'42.486		
21	31.054	22.561	23.580	26.447	1'43.642	276,9	13:36'32.772	12	30.772	22.333	23.303	25.752	1'42.160	262,1	13:21'24.646		
13 A. WEST (1'40.815)																	
Lap	Seg.1	Seg.2	Seg.3	Seg.4	Lap Time	km/h	Local Time										
1		22.855	23.308	26.268	1'43.920	247,1	13:02'34.937	13	30.501	22.158	23.156	25.922	1'41.737	268,0	13:23'06.383		
2	30.214	22.345	23.000	25.902	1'41.461	268,7	13:04'16.398	14	30.361	22.240	23.227	25.778	1'41.606	270,0	13:24'47.989		
3	30.614	22.193	23.144	26.088	1'42.039	269,3	13:05'58.437	15	30.502	22.033	23.227	25.664	1'41.426	268,0	13:26'29.415		
4	30.646	22.407	23.344	25.600	1'41.997	270,0	13:07'40.434	16	30.678	22.259	23.062	25.842	1'41.841	274,8	13:28'11.256		
5	30.325	22.044	23.082	25.364	1'40.815	276,2	13:09'21.249	17	30.614	22.168	23.287	25.841	1'41.910	272,7	13:29'53.166		
6	30.391	21.961	22.880	25.677	1'40.909	276,9											



Magny-Cours 4.411 m

French Round, 29-30 September - 1 October 2017 World Superbike - Chronological Analysis Race 2

Start at 13:00'51.017

4 / 4

Lap	Seg.1	Seg.2	Seg.3	Seg.4	Lap Time	km/h	Local Time
1	22.440	22.895	25.914	1'42.667	251,7	13:02'33.684	19 36.102 26.083 25.719 28.171 1'56.075 190,1 13:37'17.295
2	29.673	21.961	22.501	26.475	1'40.610	260,2	13:04'14.294
3	29.702	21.899	22.441	25.729	1'39.771	265,4	13:05'54.065
4	29.733	22.334	22.640	25.617	1'40.324	258,4	13:07'34.389
5	29.818	22.193	22.607	25.711	1'40.329	271,4	13:09'14.718
6	29.819	21.966	22.466	25.597	1'39.848	268,7	13:10'54.566
7	29.815	21.747	22.609	25.346	1'39.517	281,3	13:12'34.083
8	29.808	22.159	22.701	25.397	1'40.065	272,0	13:14'14.148
9	29.834	21.905	22.474	25.779	1'39.992	274,1	13:15'54.140
10	30.427	21.895	22.830	25.712	1'40.864	277,6	13:17'35.004
11	29.997	22.074	22.735	25.560	1'40.366	267,3	13:19'15.370
12	29.868	21.973	22.790	25.641	1'40.272	276,9	13:20'55.642
13	29.963	22.120	22.689	25.600	1'40.372	276,9	13:22'36.014
14	29.837	21.830	22.670	25.350	1'39.687	280,5	13:24'15.701
15	29.811	21.806	22.528	25.383	1'39.528	281,3	13:25'55.229
16	29.796	21.521	22.481	25.316	1'39.114	282,7	13:27'34.343
17	29.856	21.654	22.585	25.562	1'39.657	283,5	13:29'14.000
18	29.997	21.799	22.842	25.500	1'40.138	282,7	13:30'54.138
19	29.785	21.972	22.731	25.564	1'40.052	280,5	13:32'34.190
20	29.906	21.814	22.680	25.529	1'39.929	283,5	13:34'14.119

50 E. LAVERTY (1'41.192)							
Lap	Seg.1	Seg.2	Seg.3	Seg.4	Lap Time	km/h	Local Time
1		22.473	23.091	25.530	1'41.153	265,4	13:02'32.170
2	29.500	22.130	22.788	1'16.515	2'30.933	264,1	13:05'03.103
3	38.498	27.712	25.984	28.129	2'00.323	220,4	13:07'03.426
4	31.567	24.773	24.133	26.609	1'47.082	256,5	13:08'50.508
5	31.184	22.925	23.563	26.348	1'44.020	268,7	13:10'34.528
6	30.621	22.497	23.461	26.103	1'42.682	274,8	13:12'17.210
7	30.615	22.702	23.587	26.016	1'42.920	268,7	13:14'00.130
8	30.418	22.537	23.539	28.104	1'44.598	270,0	13:15'44.728
9	34.154	22.982	23.797	27.021	1'47.954	257,1	13:17'32.682
10	31.070	26.552	23.317	26.149	1'47.088	252,9	13:19'19.770
11	30.282	22.591	23.414	28.179	1'44.466	266,7	13:21'04.236
12	30.219	22.406	23.077	26.007	1'41.709	266,0	13:22'45.945
13	30.276	22.368	23.107	26.157	1'41.908	267,3	13:24'27.853
14	30.384	22.398	23.034	25.860	1'41.676	270,0	13:26'09.529
15	30.276	22.235	23.334	26.183	1'42.028	273,4	13:27'51.557
16	30.679	22.562	23.494	26.197	1'42.932	268,7	13:29'34.489
17	30.554	22.316	23.303	25.998	1'42.171	274,1	13:31'16.660
18	30.264	22.447	23.207	25.945	1'41.863	278,4	13:32'58.523
19	30.255	22.171	22.987	25.779	1'41.192	277,6	13:34'39.715
20	30.061	22.153	23.260	25.793	1'41.267	282,0	13:36'20.982

37 O. JEZEK (1'46.680)							
Lap	Seg.1	Seg.2	Seg.3	Seg.4	Lap Time	km/h	Local Time
1		23.151	23.572	26.357	1'44.816	253,5	13:02'35.833
2	30.138	22.592	23.048	1'16.545	2'32.323	266,0	13:05'08.156
3	36.958	26.531	27.192	29.752	2'00.433	244,3	13:07'08.589
4	34.664	26.022	26.634	29.003	1'56.323	249,4	13:09'04.912
5	37.218	32.820	26.001	32.435	2'08.474	243,8	13:11'13.386
6	32.806	24.199	25.481	27.735	1'50.221	259,6	13:13'03.607
7	32.991	24.148	25.232	27.870	1'50.241	261,5	13:14'53.848
8	32.972	23.837	25.393	27.923	1'50.125	268,0	13:16'43.973
9	33.275	24.907	26.067	28.048	1'52.297	254,7	13:18'36.270
10	33.945	24.845	26.036	28.404	1'53.230	250,6	13:20'29.500
11	33.604	24.232	25.707	27.654	1'51.197	268,0	13:22'20.697
12	36.446	27.674	25.238	32.378	2'01.736	250,0	13:24'22.433
13	37.444	23.568	25.632	27.968	1'54.612	267,3	13:26'17.045
14	37.243	22.990	24.752	27.342	1'52.327	268,7	13:28'09.372
15	33.797	23.732	24.914	27.226	1'49.669	262,8	13:29'59.041
16	32.637	23.286	24.998	27.209	1'48.130	270,7	13:31'47.171
17	32.040	23.514	24.554	27.261	1'47.369	272,0	13:33'34.540
18	31.952	23.226	24.334	27.168	1'46.680	271,4	13:35'21.220

01/10/2017

P = Pits In/Out - C = Lap-Time Cancelled

These data/results cannot be reproduced, stored and/or transmitted in whole or in part by any manner of electronic, mechanical, photocopying, recording, broadcasting or otherwise now known or herein after developed without the previous express consent by the copyright owner, except for reproduction in daily press and regular printed publications on sale to the public within 60 days of the event related to those data/results and always provided that copyright symbol appears together as follows below.

© DORNA WSBK ORGANIZATION Srl 2017