

Magny-Cours 4.411 m

**French Round, 29-30 September - 1 October 2017**  
**World Superbike - Biographical Entry List**

No.	Rider (Abbreviation)	Age	Date of Birth	Place of Birth	Nat	Bike Team	Wins	Podiums	Pole	Races	Tyres
							2017	2017	2017	2017	
1	<b>1 REA Jonathan</b> (Rea)	30	02/02/1987	Ballymena	GBR	<b>Kawasaki ZX-10RR</b> Kawasaki Racing Team	49 11	107 19	12 4	212 20	Pirelli
2	<b>2 CAMIER Leon</b> (Cam)	31	04/08/1986	Ashford Kent	GBR	<b>MV Agusta 1000 F4</b> MV Agusta Reparto Corse		9		179 20	Pirelli
3	<b>7 DAVIES Chaz</b> (Dav)	30	10/02/1987	Knighthon	GBR	<b>Ducati Panigale R</b> Aruba.it Racing - Ducati	26 6	62 13	5 2	146 19	Pirelli
4	<b>12 FORÉS Xavi</b> (For)	32	16/09/1985	Llombai	ESP	<b>Ducati Panigale R</b> BARNI Racing Team		1		60 20	Pirelli
5	<b>13 WEST Anthony</b> (Wes)	36	17/07/1981	Maryborough	AUS	<b>Kawasaki ZX-10RR</b> Kawasaki Puccetti Racing				14 2	
6	<b>22 LOWES Alex</b> (Low)	27	14/09/1990	Lincoln	GBR	<b>Yamaha YZF R1</b> Pata Yamaha Official WorldSBK Team		5 2		98 20	Pirelli
7	<b>32 SAVADORI Lorenzo</b> (Sav)	24	04/04/1993	Cesena	ITA	<b>Aprilia RSV4 RF</b> Milwaukee Aprilia				44 17	Pirelli
8	<b>33 MELANDRI Marco</b> (Mel)	35	07/08/1982	Ravenna	ITA	<b>Ducati Panigale R</b> Aruba.it Racing - Ducati	20 1	59 10	1	122 20	Pirelli
9	<b>34 GIUGLIANO Davide</b> (Giu)	27	28/10/1989	Rome	ITA	<b>Honda CBR1000RR</b> Red Bull Honda World Superbike Team		14	5	115 2	Pirelli
10	<b>35 DE ROSA Raffaele</b> (DeR)	30	25/03/1987	Napoli	ITA	<b>BMW S 1000 RR</b> Althea BMW Racing Team				20 14	Pirelli
11	<b>36 MERCADO Leandro</b> (Mer)	25	15/02/1992	Cordoba	ARG	<b>Aprilia RSV4 RF</b> IODARacing				56 16	Pirelli
12	<b>37 JEZEK Ondrej</b> (Jez)	28	15/03/1989	Brno	CZE	<b>Kawasaki ZX-10RR</b> Grillini Racing Team				18 18	Pirelli
13	<b>40 RAMOS Román</b> (Ram)	26	06/01/1991	Santander	ESP	<b>Kawasaki ZX-10RR</b> Team Kawasaki Go Eleven				68 20	Pirelli
14	<b>45 GAGNE Jake</b> (Gag)	25	27/08/1992	San Diego	USA	<b>Honda CBR1000RR</b> Red Bull Honda World Superbike Team				2 2	Pirelli
15	<b>50 LAVERTY Eugene</b> (Lav)	31	03/06/1986	Toomebridge	IRL	<b>Aprilia RSV4 RF</b> Milwaukee Aprilia	13	33	2	124 20	Pirelli
16	<b>60 VAN DER MARK Michael</b> (vdM)	24	26/10/1992	Gouda	NED	<b>Yamaha YZF R1</b> Pata Yamaha Official WorldSBK Team			10 1	72 20	Pirelli
17	<b>66 SYKES Tom</b> (Syk)	32	19/08/1985	Huddersfield	GBR	<b>Kawasaki ZX-10RR</b> Kawasaki Racing Team	33 2	98 14	42 4	228 18	Pirelli
18	<b>81 TORRES Jordi</b> (Tor)	30	27/08/1987	Rubi	ESP	<b>BMW S 1000 RR</b> Althea BMW Racing Team	1	4		72 20	Pirelli
19	<b>84 RUSSO Riccardo</b> (Rus)	24	10/10/1992	Maddaloni	ITA	<b>Kawasaki ZX-10RR</b> Pedercini Racing SC-Project				21 17	Pirelli
20	<b>86 BADOVINI Ayrtton</b> (Bad)	31	31/05/1986	Biella	ITA	<b>Kawasaki ZX-10RR</b> Grillini Racing Team			2 1	165 20	Pirelli
21*	<b>94 LUSSIANA Matthieu</b> (Lus)	29	08/09/1988	Champigny sur Mar	FRA	<b>BMW S 1000 RR</b> Team ASPI				10	Pirelli
22	<b>121 ANDREOZZI Alessandro</b> (And)	26	02/06/1991	Macerata	ITA	<b>Yamaha YZF R1</b> Guandalini Racing				25 2	Pirelli

29/09/2017 \* = Wild Card

These data/results cannot be reproduced, stored and/or transmitted in whole or in part by any manner of electronic, mechanical, photocopying, recording, broadcasting or otherwise now known or herein after developed without the previous express consent by the copyright owner, except for reproduction in daily press and regular printed publications on sale to the public within 60 days of the event related to those data/results and always provided that copyright symbol appears together as follows below.

© DORNA WSBK ORGANIZATION Srl 2017



## French Round, 29-30 September - 1 October 2017

### World Superbike - Results Free Practice 1st Session

Magny-Cours 4.411 m

1 / 2

No.	Rider	Nat	Team	Bike	Time	Gap	Rel.	Laps	Speed	
									Avg	Max
1	1 J. REA	GBR	Kawasaki Racing Team	Kawasaki ZX-10RR	<b>1'37.849</b>			20	162,287	<b>290,3</b>
2	2 L. CAMIER	GBR	MV Agusta Reparto Corse	MV Agusta 1000 F4	<b>1'38.032</b>	0.183	0.183	23	161,984	<b>288,8</b>
3	32 L. SAVADORI	ITA	Milwaukee Aprilia	Aprilia RSV4 RF	<b>1'38.235</b>	0.386	0.203	23	161,649	<b>289,5</b>
4	33 M. MELANDRI	ITA	Aruba.it Racing - Ducati	Ducati Panigale R	<b>1'38.249</b>	0.400	0.014	21	161,626	<b>294,3</b>
5	7 C. DAVIES	GBR	Aruba.it Racing - Ducati	Ducati Panigale R	<b>1'38.292</b>	0.443	0.043	23	161,555	<b>291,1</b>
6	22 A. LOWES	GBR	Pata Yamaha Official WorldSBK Team	Yamaha YZF R1	<b>1'38.320</b>	0.471	0.028	21	161,509	<b>290,3</b>
7	60 M. VAN DER MARK	NED	Pata Yamaha Official WorldSBK Team	Yamaha YZF R1	<b>1'38.548</b>	0.699	0.228	27	161,136	<b>294,3</b>
8	12 X. FORÉS	ESP	BARNI Racing Team	Ducati Panigale R	<b>1'38.663</b>	0.814	0.115	22	160,948	<b>283,5</b>
9	81 J. TORRES	ESP	Althea BMW Racing Team	BMW S 1000 RR	<b>1'38.799</b>	0.950	0.136	26	160,726	<b>291,1</b>
10	66 T. SYKES	GBR	Kawasaki Racing Team	Kawasaki ZX-10RR	<b>1'38.853</b>	1.004	0.054	18	160,639	<b>289,5</b>
11	40 R. RAMOS	ESP	Team Kawasaki Go Eleven	Kawasaki ZX-10RR	<b>1'39.354</b>	1.505	0.501	25	159,828	<b>285,7</b>
12	36 L. MERCADO	ARG	IODARacing	Aprilia RSV4 RF	<b>1'39.573</b>	1.724	0.219	24	159,477	<b>289,5</b>
13	13 A. WEST	AUS	Kawasaki Puccetti Racing	Kawasaki ZX-10RR	<b>1'39.770</b>	1.921	0.197	24	159,162	<b>285,0</b>
14	50 E. LAVERTY	IRL	Milwaukee Aprilia	Aprilia RSV4 RF	<b>1'39.792</b>	1.943	0.022	18	159,127	<b>291,9</b>
15	35 R. DE ROSA	ITA	Althea BMW Racing Team	BMW S 1000 RR	<b>1'39.819</b>	1.970	0.027	21	159,084	<b>287,2</b>
16	34 D. GIUGLIANO	ITA	Red Bull Honda World Superbike Team	Honda CBR1000RR	<b>1'39.845</b>	1.996	0.026	19	159,043	<b>286,5</b>
17	86 A. BADOVINI	ITA	Grillini Racing Team	Kawasaki ZX-10RR	<b>1'40.350</b>	2.501	0.505	22	158,242	<b>282,0</b>
18	121 A. ANDREOZZI	ITA	Guandalini Racing	Yamaha YZF R1	<b>1'40.463</b>	2.614	0.113	20	158,064	<b>282,7</b>
19	84 R. RUSSO	ITA	Pedercini Racing SC-Project	Kawasaki ZX-10RR	<b>1'40.655</b>	2.806	0.192	21	157,763	<b>276,2</b>
20	94 M. LUSSIANA	FRA	Team ASPI	BMW S 1000 RR	<b>1'41.081</b>	3.232	0.426	19	157,098	<b>277,6</b>
21	45 J. GAGNE	USA	Red Bull Honda World Superbike Team	Honda CBR1000RR	<b>1'41.341</b>	3.492	0.260	28	156,695	<b>282,0</b>
22	37 O. JEZEK	CZE	Grillini Racing Team	Kawasaki ZX-10RR	<b>1'41.672</b>	3.823	0.331	11	156,185	<b>276,2</b>

Qualifying Lap Time (107% of 1'37.849): **1'44.699**

AIR	Humidity:	86%	Temp:	15°C
TRACK	Condition:	Dry	Temp:	19°C

Records	Pole (SP2)	2014 T.Sykes	1'36.366	164,780	Km/h
	Race (RC2)	2016 T.Sykes	1'37.864	162,260	Km/h
	Circuit (SP2)	2014 T.Sykes	1'36.366	164,780	Km/h

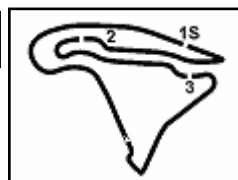
Start  
29/09/2017 09:45

End  
10:46

The results are provisional until the end of the time limit for protests and appeals and the completion of the technical checks.

These data/results cannot be reproduced, stored and/or transmitted in whole or in part by any manner of electronic, mechanical, photocopying, recording, broadcasting or otherwise now known or herein after developed without the previous express consent by the copyright owner, except for reproduction in daily press and regular printed publications on sale to the public within 60 days of the event related to those data/results and always provided that copyright symbol appears together as follows below.

© DORNA WSBK ORGANIZATION Srl 2017



## French Round, 29-30 September - 1 October 2017

### World Superbike - Results Free Practice 1st Session

#### Session Highlights

Local Time	No. Rider	Description
09.45.00		Start
09.50.02	2 L. CAMIER	Lap Cancelled - Exceeded Track Limits - Turn 6
09.51.25	34 D. GIUGLIANO	Lap Cancelled - Exceeded Track Limits - Turn 6
09.51.55	33 M. MELANDRI	Lap Cancelled - Exceeded Track Limits - Turn 11
09.52.10		WorldSBK Pit Intervention Time: 45secs
09.53.37	121 A. ANDREOZZI	Lap Cancelled - Exceeded Track Limits - Turn 6
09.53.38	7 C. DAVIES	Lap Cancelled - Exceeded Track Limits - Turn 6
09.59.43	50 E. LAVERTY	Lap Cancelled - Exceeded Track Limits - Turn 6
09.59.53	50 E. LAVERTY	Crashed - Turn 6
10.00.58	50 E. LAVERTY	Re-joined
10.06.44	121 A. ANDREOZZI	Lap Cancelled - Exceeded Track Limits - Turn 11
10.07.29	121 A. ANDREOZZI	On the Gravel - Re-Joined - Turn 13
10.13.10	94 M. LUSSIANA	Lap Cancelled - Exceeded Track Limits - Turn 11
10.15.02	40 R. RAMOS	Lap Cancelled - Exceeded Track Limits - Turn 11
10.21.14	33 M. MELANDRI	Lap Cancelled - Exceeded Track Limits - Turn 11
10.28.49	121 A. ANDREOZZI	Lap Cancelled - Exceeded Track Limits - Turn 6
10.29.29	94 M. LUSSIANA	Lap Cancelled - Exceeded Track Limits - Turn 6
10.31.09	84 R. RUSSO	Lap Cancelled - Exceeded Track Limits - Turn 11
10.37.31	2 L. CAMIER	Lap Cancelled - Exceeded Track Limits - Turn 1
10.38.09	40 R. RAMOS	Lap Cancelled - Exceeded Track Limits - Turn 6
10.39.44	37 O. JEZEK	Lap Cancelled - Exceeded Track Limits - Turn 6
10.40.32	94 M. LUSSIANA	Lap Cancelled - Exceeded Track Limits - Turn 6
10.41.13	12 X. FORÉS	Lap Cancelled - Exceeded Track Limits - Turn 6
10.42.10	22 A. LOWES	Lap Cancelled - Exceeded Track Limits - Turn 11
10.42.55	94 M. LUSSIANA	Lap Cancelled - Exceeded Track Limits - Turn 11
10.43.25	40 R. RAMOS	Lap Cancelled - Exceeded Track Limits - Turn 6
10.44.01	7 C. DAVIES	Lap Cancelled - Exceeded Track Limits - Turn 11
10.44.05	32 L. SAVADORI	Lap Cancelled - Exceeded Track Limits - Turn 11
10.44.06	2 L. CAMIER	Lap Cancelled (1'38.387) - Exceeded Track Limits - Turn 1
10.44.15	33 M. MELANDRI	Lap Cancelled - Exceeded Track Limits - Turn 6
10.45.34	2 L. CAMIER	Technical Problem - Turn 5
10.46.49		End Of Session

#### Fastest Laps Sequence

No.	Rider	Nat	Team	Bike	Local Time	Time	Gap	Avg
1	J. REA	GBR	Kawasaki Racing Team	Kawasaki ZX-10RR	09:48'27.114	<b>1'39.705</b>		159,266
1	J. REA	GBR	Kawasaki Racing Team	Kawasaki ZX-10RR	09:50'06.143	<b>1'39.029</b>	-0.676	160,353
1	J. REA	GBR	Kawasaki Racing Team	Kawasaki ZX-10RR	09:51'44.732	<b>1'38.589</b>	-0.440	161,069
7	C. DAVIES	GBR	Aruba.it Racing - Ducati	Ducati Panigale R	10:16'38.717	<b>1'38.377</b>	-0.212	161,416
1	J. REA	GBR	Kawasaki Racing Team	Kawasaki ZX-10RR	10:18'29.782	<b>1'38.336</b>	-0.041	161,483
2	L. CAMIER	GBR	MV Agusta Reparto Corse	MV Agusta 1000 F4	10:31'02.551	<b>1'38.265</b>	-0.071	161,600
2	L. CAMIER	GBR	MV Agusta Reparto Corse	MV Agusta 1000 F4	10:34'19.141	<b>1'38.203</b>	-0.062	161,702
2	L. CAMIER	GBR	MV Agusta Reparto Corse	MV Agusta 1000 F4	10:35'57.173	<b>1'38.032</b>	-0.171	161,984
1	J. REA	GBR	Kawasaki Racing Team	Kawasaki ZX-10RR	10:40'22.458	<b>1'38.010</b>	-0.022	162,020
1	J. REA	GBR	Kawasaki Racing Team	Kawasaki ZX-10RR	10:45'16.630	<b>1'37.849</b>	-0.161	162,287

Start 29/09/2017 09:45 End 10:46 The results are provisional until the end of the time limit for protests and appeals and the completion of the technical checks.

These data/results cannot be reproduced, stored and/or transmitted in whole or in part by any manner of electronic, mechanical, photocopying, recording, broadcasting or otherwise now known or herein after developed without the previous express consent by the copyright owner, except for reproduction in daily press and regular printed publications on sale to the public within 60 days of the event related to those data/results and always provided that copyright symbol appears together as follows below.

© DORNA WSBK ORGANIZATION Srl 2017

## French Round, 29-30 September - 1 October 2017

### World Superbike - Best Sector & Speed Free Practice 1st Session

Magny-Cours 4.411 m

BEST LAP			
1	1 J. REA	Kawasaki ZX-10RR	1'37.849
2	2 L. CAMIER	MV Agusta 1000 F4	1'38.032
3	32 L. SAVADORI	Aprilia RSV4 RF	1'38.235
4	33 M. MELANDRI	Ducati Panigale R	1'38.249
5	7 C. DAVIES	Ducati Panigale R	1'38.292
6	22 A. LOWES	Yamaha YZF R1	1'38.320
7	60 M. VAN DER MARK	Yamaha YZF R1	1'38.548
8	12 X. FORÉS	Ducati Panigale R	1'38.663
9	81 J. TORRES	BMW S 1000 RR	1'38.799
10	66 T. SYKES	Kawasaki ZX-10RR	1'38.853
11	40 R. RAMOS	Kawasaki ZX-10RR	1'39.354
12	36 L. MERCADO	Aprilia RSV4 RF	1'39.573
13	13 A. WEST	Kawasaki ZX-10RR	1'39.770
14	50 E. LAVERTY	Aprilia RSV4 RF	1'39.792
15	35 R. DE ROSA	BMW S 1000 RR	1'39.819
16	34 D. GIUGLIANO	Honda CBR1000RR	1'39.845
17	86 A. BADOVINI	Kawasaki ZX-10RR	1'40.350
18	121 A. ANDREOZZI	Yamaha YZF R1	1'40.463
19	84 R. RUSSO	Kawasaki ZX-10RR	1'40.655
20	94 M. LUSSIANA	BMW S 1000 RR	1'41.081
21	45 J. GAGNE	Honda CBR1000RR	1'41.341
22	37 O. JEZEK	Kawasaki ZX-10RR	1'41.672

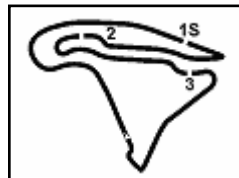
SPEED			
1	60 M. VAN DER MARK	Yamaha YZF R1	294,3
2	33 M. MELANDRI	Ducati Panigale R	294,3
3	50 E. LAVERTY	Aprilia RSV4 RF	291,9
4	7 C. DAVIES	Ducati Panigale R	291,1
5	81 J. TORRES	BMW S 1000 RR	291,1
6	22 A. LOWES	Yamaha YZF R1	290,3
7	1 J. REA	Kawasaki ZX-10RR	290,3
8	32 L. SAVADORI	Aprilia RSV4 RF	289,5
9	36 L. MERCADO	Aprilia RSV4 RF	289,5
10	66 T. SYKES	Kawasaki ZX-10RR	289,5
11	2 L. CAMIER	MV Agusta 1000 F4	288,8
12	35 R. DE ROSA	BMW S 1000 RR	287,2
13	34 D. GIUGLIANO	Honda CBR1000RR	286,5
14	40 R. RAMOS	Kawasaki ZX-10RR	285,7
15	13 A. WEST	Kawasaki ZX-10RR	285,0
16	12 X. FORÉS	Ducati Panigale R	283,5
17	121 A. ANDREOZZI	Yamaha YZF R1	282,7
18	86 A. BADOVINI	Kawasaki ZX-10RR	282,0
19	45 J. GAGNE	Honda CBR1000RR	282,0
20	94 M. LUSSIANA	BMW S 1000 RR	277,6
21	37 O. JEZEK	Kawasaki ZX-10RR	276,2
22	84 R. RUSSO	Kawasaki ZX-10RR	276,2

SEG. 1			SEG. 2			SEG. 3			SEG. 4		
1	33 M. MELANDRI	29.197	1	32 L. SAVADORI	21.384	1	1 J. REA	22.047	1	1 J. REA	24.836
2	1 J. REA	29.317	2	2 L. CAMIER	21.433	2	7 C. DAVIES	22.050	2	2 L. CAMIER	24.963
3	60 M. VAN DER MARK	29.342	3	7 C. DAVIES	21.473	3	2 L. CAMIER	22.141	3	32 L. SAVADORI	25.016
4	22 A. LOWES	29.393	4	81 J. TORRES	21.520	4	33 M. MELANDRI	22.142	4	7 C. DAVIES	25.039
5	2 L. CAMIER	29.405	5	22 A. LOWES	21.541	5	22 A. LOWES	22.151	5	22 A. LOWES	25.081
6	12 X. FORÉS	29.423	6	66 T. SYKES	21.553	6	12 X. FORÉS	22.192	6	33 M. MELANDRI	25.101
7	35 R. DE ROSA	29.434	7	1 J. REA	21.572	7	32 L. SAVADORI	22.231	7	66 T. SYKES	25.111
8	32 L. SAVADORI	29.441	8	60 M. VAN DER MARK	21.582	8	81 J. TORRES	22.338	8	60 M. VAN DER MARK	25.142
9	7 C. DAVIES	29.472	9	33 M. MELANDRI	21.584	9	60 M. VAN DER MARK	22.343	9	81 J. TORRES	25.250
10	81 J. TORRES	29.519	10	12 X. FORÉS	21.588	10	66 T. SYKES	22.407	10	12 X. FORÉS	25.262
11	50 E. LAVERTY	29.628	11	36 L. MERCADO	21.725	11	34 D. GIUGLIANO	22.457	11	13 A. WEST	25.319
12	66 T. SYKES	29.741	12	40 R. RAMOS	21.766	12	40 R. RAMOS	22.461	12	40 R. RAMOS	25.336
13	36 L. MERCADO	29.791	13	34 D. GIUGLIANO	21.847	13	36 L. MERCADO	22.511	13	84 R. RUSSO	25.355
14	40 R. RAMOS	29.791	14	35 R. DE ROSA	21.906	14	35 R. DE ROSA	22.532	14	50 E. LAVERTY	25.371
15	121 A. ANDREOZZI	29.832	15	13 A. WEST	21.909	15	50 E. LAVERTY	22.559	15	36 L. MERCADO	25.391
16	13 A. WEST	29.875	16	50 E. LAVERTY	21.931	16	13 A. WEST	22.577	16	34 D. GIUGLIANO	25.488
17	34 D. GIUGLIANO	29.884	17	121 A. ANDREOZZI	22.007	17	86 A. BADOVINI	22.668	17	86 A. BADOVINI	25.501
18	45 J. GAGNE	29.979	18	86 A. BADOVINI	22.013	18	94 M. LUSSIANA	22.719	18	35 R. DE ROSA	25.609
19	84 R. RUSSO	29.996	19	84 R. RUSSO	22.039	19	121 A. ANDREOZZI	22.792	19	121 A. ANDREOZZI	25.679
20	86 A. BADOVINI	30.004	20	94 M. LUSSIANA	22.145	20	84 R. RUSSO	22.833	20	37 O. JEZEK	25.753
21	37 O. JEZEK	30.268	21	45 J. GAGNE	22.350	21	45 J. GAGNE	22.896	21	94 M. LUSSIANA	25.801
22	94 M. LUSSIANA	30.312	22	37 O. JEZEK	22.355	22	37 O. JEZEK	22.989	22	45 J. GAGNE	25.965

29/09/2017

These data/results cannot be reproduced, stored and/or transmitted in whole or in part by any manner of electronic, mechanical, photocopying, recording, broadcasting or otherwise now known or herein after developed without the previous express consent by the copyright owner, except for reproduction in daily press and regular printed publications on sale to the public within 60 days of the event related to those data/results and always provided that copyright symbol appears together as follows below.

© DORNA WSBK ORGANIZATION Srl 2017



Magny-Cours 4.411 m

## French Round, 29-30 September - 1 October 2017

### World Superbike - Ideal Times Free Practice 1st Session

Rider No.	Nat	Bike	Seg. 1 Diff. 1	Seg. 2 Diff. 2	Seg. 3 Diff. 3	Seg. 4 Diff. 4	Ideal Time			
							Best Lap	Pos.	Diff.	
1	1 J. REA	GBR	Kawasaki ZX-10RR	29.317 0.038	21.572	<b>22.047</b> 0.039	<b>24.836</b>	<b>1'37.772</b> 1'37.849	1	0.077
2	2 L. CAMIER	GBR	MV Agusta 1000 F4	29.405	21.433	22.141 0.076	24.963 0.014	<b>1'37.942</b> 1'38.032	2	0.090
3	33 M. MELANDRI	ITA	Ducati Panigale R	<b>29.197</b> 0.131	21.584 0.039	22.142 0.055	25.101	<b>1'38.024</b> 1'38.249	4	0.225
4	7 C. DAVIES	GBR	Ducati Panigale R	29.472	21.473 0.248	22.050	25.039 0.010	<b>1'38.034</b> 1'38.292	5	0.258
5	32 L. SAVADORI	ITA	Aprilia RSV4 RF	29.441 0.011	<b>21.384</b>	22.231 0.054	25.016 0.098	<b>1'38.072</b> 1'38.235	3	0.163
6	22 A. LOWES	GBR	Yamaha YZF R1	29.393	21.541 0.104	22.151	25.081 0.050	<b>1'38.166</b> 1'38.320	6	0.154
7	60 M. VAN DER MARK	NED	Yamaha YZF R1	29.342	21.582 0.094	22.343 0.045	25.142	<b>1'38.409</b> 1'38.548	7	0.139
8	12 X. FORÉS	ESP	Ducati Panigale R	29.423	21.588 0.105	22.192	25.262 0.093	<b>1'38.465</b> 1'38.663	8	0.198
9	81 J. TORRES	ESP	BMW S 1000 RR	29.519 0.078	21.520	22.338 0.094	25.250	<b>1'38.627</b> 1'38.799	9	0.172
10	66 T. SYKES	GBR	Kawasaki ZX-10RR	29.741 0.041	21.553	22.407	25.111	<b>1'38.812</b> 1'38.853	10	0.041
11	40 R. RAMOS	ESP	Kawasaki ZX-10RR	29.791	21.766	22.461	25.336	<b>1'39.354</b> 1'39.354	11	
12	36 L. MERCADO	ARG	Aprilia RSV4 RF	29.791 0.035	21.725	22.511 0.022	25.391 0.098	<b>1'39.418</b> 1'39.573	12	0.155
13	35 R. DE ROSA	ITA	BMW S 1000 RR	29.434 0.037	21.906 0.048	22.532 0.100	25.609 0.153	<b>1'39.481</b> 1'39.819	15	0.338
14	50 E. LAVERTY	IRL	Aprilia RSV4 RF	29.628 0.087	21.931 0.216	22.559	25.371	<b>1'39.489</b> 1'39.792	14	0.303
15	34 D. GIUGLIANO	ITA	Honda CBR1000RR	29.884	21.847 0.169	22.457	25.488	<b>1'39.676</b> 1'39.845	16	0.169
16	13 A. WEST	AUS	Kawasaki ZX-10RR	29.875	21.909 0.017	22.577 0.053	25.319 0.020	<b>1'39.680</b> 1'39.770	13	0.090
17	86 A. BADOVINI	ITA	Kawasaki ZX-10RR	30.004 0.121	22.013	22.668 0.036	25.501 0.007	<b>1'40.186</b> 1'40.350	17	0.164
18	84 R. RUSSO	ITA	Kawasaki ZX-10RR	29.996	22.039 0.230	22.833 0.202	25.355	<b>1'40.223</b> 1'40.655	19	0.432
19	121 A. ANDREOZZI	ITA	Yamaha YZF R1	29.832 0.142	22.007	22.792 0.011	25.679	<b>1'40.310</b> 1'40.463	18	0.153
20	94 M. LUSSIANA	FRA	BMW S 1000 RR	30.312 0.061	22.145	22.719 0.043	25.801	<b>1'40.977</b> 1'41.081	20	0.104
21	45 J. GAGNE	USA	Honda CBR1000RR	29.979	22.350 0.020	22.896	25.965 0.131	<b>1'41.190</b> 1'41.341	21	0.151
22	37 O. JEZEK	CZE	Kawasaki ZX-10RR	30.268	22.355 0.012	22.989	25.753 0.295	<b>1'41.365</b> 1'41.672	22	0.307
<b>Overall Ideal Time</b>				29.197	21.384	22.047	24.836	<b>1'37.464</b>		

29/09/2017

These data/results cannot be reproduced, stored and/or transmitted in whole or in part by any manner of electronic, mechanical, photocopying, recording, broadcasting or otherwise now known or herein after developed without the previous express consent by the copyright owner, except for reproduction in daily press and regular printed publications on sale to the public within 60 days of the event related to those data/results and always provided that copyright symbol appears together as follows below.

© DORNA WSBK ORGANIZATION Srl 2017

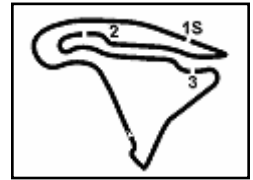
PIRELLI PERUGIA TIMING



Official Tyre Supplier



Official Timekeeper



## French Round, 29-30 September - 1 October 2017

### World Superbike - Chronological Analysis Free Practice 1st Session

Magny-Cours 4.411 m

1 / 5

1° 1 J. REA (1'37.849)							
Lap	Seg.1	Seg.2	Seg.3	Seg.4	Lap Time	km/h	Local Time
1		23.014	23.302	26.599		250,6	9:46'47.409
2	29.957	21.872	22.551	25.325	1'39.705	289,5	9:48'27.114
3	29.689	21.873	22.389	25.078	1'39.029	280,5	9:50'06.143
4	29.569	21.718	22.251	25.051	1'38.589	289,5	9:51'44.732
5	29.567	21.629	22.333	25.157	1'38.686	288,8	9:53'23.418
6	30.370	22.925	23.244	28.365	1'44.904P	276,9	9:55'08.322
7	12'00.408	22.106	22.611	25.717	13'10.842P	276,2	10:08'19.164
8	29.681	21.708	22.263	25.191	1'38.843	288,8	10:09'58.007
9	29.732	21.690	22.191	25.052	1'38.665	287,2	10:11'36.672
10	29.658	21.860	22.841	30.036	1'44.395P	<b>290,3</b>	10:13'21.067
11	41.458	22.283	22.528	25.405	1'51.674P	284,2	10:15'12.741
12	29.491	22.042	22.159	25.013	1'38.705	<b>290,3</b>	10:16'51.446
13	29.535	21.596	22.198	25.007	1'38.336	286,5	10:18'29.782
14	30.159	22.635	23.071	28.413	1'44.278P	286,5	10:20'14.060
15	9'48.921	22.674	23.130	26.288	11'01.013P	258,4	10:31'15.073
16	29.912	22.081	22.576	27.772	1'42.341P	287,2	10:32'57.414
17	4'34.861	22.602	23.738	25.833	5'47.034P	269,3	10:38'44.448
18	<b>29.317</b>	21.620	22.120	24.953	1'38.010	<b>290,3</b>	10:40'22.458
19	29.347	21.623	22.109	25.062	1'38.141	285,0	10:42'00.599
20	29.357	21.605	<b>22.047</b>	25.173	1'38.182	287,2	10:43'38.781
21	29.355	<b>21.572</b>	22.086	<b>24.836</b>	<b>1'37.849</b>	288,0	10:45'16.630

12	29.879	21.629	22.569	25.434	1'39.511	288,0	10:14'27.192
13	31.001	22.808	23.794	28.821	1'46.424P	271,4	10:16'13.616
14	8'20.804	23.426	22.992	25.995	9'33.217P	214,3	10:25'46.833
15	29.963	21.900	22.478	25.399	1'39.740	279,8	10:27'26.573
16	29.925	21.735	22.579	25.447	1'39.686	287,2	10:29'06.259
17	29.879	22.008	22.598	25.635	1'40.120	<b>289,5</b>	10:30'46.379
18	31.274	23.054	23.770	29.522	1'47.620P	256,5	10:32'33.999
19	4'13.004	22.837	22.567	25.671	5'24.079P	259,6	10:37'58.078
20	29.550	21.469	<b>22.231</b>	<b>25.016</b>	1'38.266	287,2	10:39'36.344
21	29.452	<b>21.384</b>	22.285	25.114	<b>1'38.235</b>	<b>289,5</b>	10:41'14.579
22	<b>29.441</b>	21.675	22.285	25.367	1'38.768	<b>289,5</b>	10:42'53.347
23	29.566	21.604	23.033	28.157	1'42.360C	288,8	10:44'35.707
24	29.626	21.567	22.384	25.567	1'39.144	<b>289,5</b>	10:46'14.851

2° 2 L. CAMIER (1'38.032)							
Lap	Seg.1	Seg.2	Seg.3	Seg.4	Lap Time	km/h	Local Time
1		25.522	24.481	26.768		209,7	9:47'29.056
2	30.405	22.605	23.344	26.383	1'42.737	268,0	9:49'11.793
3	30.062	23.123	27.258	26.113	1'46.556C	282,0	9:50'58.349
4	29.923	22.171	22.814	25.441	1'40.349	285,0	9:52'38.698
5	29.927	22.194	22.660	25.680	1'40.461	276,2	9:54'19.159
6	29.811	21.919	22.595	25.812	1'40.137	281,3	9:55'59.296
7	29.813	22.296	22.743	28.973	1'43.825P	283,5	9:57'43.121
8	11'02.604	23.386	24.397	25.512	12'15.899P	254,7	10:09'59.020
9	29.863	21.989	22.452	25.126	1'39.430	281,3	10:11'38.450
10	29.786	21.723	22.350	25.500	1'39.359	285,7	10:13'17.809
11	29.763	21.704	22.376	25.343	1'39.186	285,7	10:14'56.995
12	29.865	21.798	22.581	25.378	1'39.622	285,0	10:16'36.617
13	29.803	21.770	22.364	25.411	1'39.348	284,2	10:18'15.965
14	30.862	25.074	23.360	28.069	1'47.365P	225,9	10:20'03.330
15	8'04.832	25.897	23.592	26.635	9'20.956P	222,7	10:29'24.286
16	29.580	21.526	<b>22.141</b>	25.018	1'38.265	286,5	10:31'02.551
17	29.574	21.592	22.199	25.022	1'38.387C	286,5	10:32'40.938
18	29.575	21.462	22.203	<b>24.963</b>	1'38.203	285,7	10:34'19.141
19	<b>29.405</b>	<b>21.433</b>	22.217	24.977	<b>1'38.032</b>	<b>288,8</b>	10:35'57.173
20	29.496	21.355	22.139	25.056	1'38.046C	287,2	10:37'35.219
21	30.516	28.909	22.890	26.853	1'49.168	263,4	10:39'24.387
22	29.591	21.812	22.243	25.454	1'39.100	283,5	10:41'03.487
23	31.157	23.178	25.468	25.277	1'45.080	213,0	10:42'48.567
24	29.553	21.829	22.165	31.862	1'45.409	286,5	10:44'33.976

4° 33 M. MELANDRI (1'38.249)							
Lap	Seg.1	Seg.2	Seg.3	Seg.4	Lap Time	km/h	Local Time
1		26.398	25.639	27.762		177,9	9:47'10.984
2	31.288	23.704	23.945	26.926	1'45.863	205,7	9:48'56.847
3	30.118	22.494	23.227	26.649	1'42.488	264,1	9:50'39.335
4	29.747	25.690	23.648	32.213	1'51.298C	<b>294,3</b>	9:52'30.633
5	29.769	22.237	22.932	26.030	1'40.968	279,8	9:54'11.601
6	29.453	22.043	22.476	25.382	1'39.354	291,1	9:55'50.955
7	29.552	22.254	23.609	30.185	1'45.600P	287,2	9:57'36.555
8	9'34.277	23.559	23.232	26.260	10'47.328P	241,1	10:08'23.883
9	29.927	22.141	23.107	25.949	1'41.124	284,2	10:10'05.007
10	29.655	22.281	23.921	28.501	1'44.358P	288,8	10:11'49.365
11	6'58.475	22.972	23.064	25.918	8'10.429P	242,7	10:19'59.794
12	31.533	22.516	23.010	28.029	1'45.088C	291,1	10:21'44.882
13	29.553	21.983	22.431	25.224	1'39.191	292,7	10:23'24.073
14	29.517	21.773	22.444	25.444	1'39.178	286,5	10:25'03.251
15	29.632	21.771	22.336	25.394	1'39.133	290,3	10:26'42.384
16	31.295	23.487	22.570	30.418	1'47.770P	257,1	10:28'30.154
17	7'04.386	23.547	23.016	26.241	8'17.190P	246,6	10:36'47.344
18	29.336	<b>21.584</b>	<b>22.142</b>	25.415	1'38.477	289,5	10:38'25.821
19	29.328	21.623	22.197	<b>25.101</b>	<b>1'38.249</b>	290,3	10:40'04.070
20	29.278	21.707	22.258	25.146	1'38.389	292,7	10:41'42.459
21	<b>29.197</b>	21.908	22.148	29.248	1'42.501	277,6	10:43'24.960
22	29.286	23.749	26.498	26.972	1'46.505C	291,1	10:45'11.465

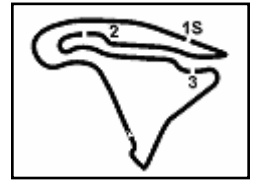
3° 32 L. SAVADORI (1'38.235)							
Lap	Seg.1	Seg.2	Seg.3	Seg.4	Lap Time	km/h	Local Time
1		25.860	24.637	27.519		193,2	9:47'10.258
2	30.692	22.598	22.918	25.774	1'41.982	260,2	9:48'52.240
3	30.093	22.416	22.947	25.830	1'41.286	268,7	9:50'33.526
4	29.836	21.796	22.706	25.640	1'39.978	284,2	9:52'13.504
5	29.831	21.956	22.647	25.983	1'40.417	287,2	9:53'53.921
6	30.039	21.931	22.611	25.782	1'40.363	284,2	9:55'34.284
7	32.966	23.162	24.567	29.820	1'50.515P	276,9	9:57'24.799
8	9'09.256	23.206	23.313	26.098	10'21.873P	270,0	10:07'46.672
9	30.019	22.139	22.813	25.769	1'40.740	285,7	10:09'27.412
10	29.956	22.031	22.718	25.508	1'40.213	283,5	10:11'07.625
11	30.091	21.708	22.648	25.609	1'40.056	285,7	10:12'47.681

5° 7 C. DAVIES (1'38.292)							
Lap	Seg.1	Seg.2	Seg.3	Seg.4	Lap Time	km/h	Local Time
1		24.751	24.329	27.259		229,8	9:47'46.647
2	30.575	22.080	22.976	25.537	1'41.168	268,0	9:49'27.815
3	29.969	21.832	22.695	25.345	1'39.841	288,8	9:51'07.656
4	29.563	22.088	22.590	25.255	1'39.496	<b>291,1</b>	9:52'47.152
5	29.855	23.784	24.973	25.447	1'44.059C	<b>291,1</b>	9:54'31.211
6	29.648	21.806	22.497	25.283	1'39.234	287,2	9:56'10.445
7	29.697	21.610	22.479	25.219	1'39.005	285,7	9:57'49.450
8	29.674	21.672	22.485	25.107	1'38.938	288,0	9:59'28.388
9	31.005	24.516	24.247	30.734	1'50.502P	249,4	10:01'18.890
10	10'44.525	28.313	23.251	26.652	12'02.741P	262,1	10:13'21.631
11	29.690	21.629	22.192	25.198	1'38.709	288,0	10:15'00.340
12	29.520	21.681	22.137	<b>25.039</b>	1'38.377	289,5	10:16'38.717
13	29.671	21.603	22.876	29.660	1'43.810P	288,8	10:18'22.527
14	6'10.233	22.632	22.808	26.468	7'22.141P	260,2	10:25'44.668
15	29.818	21.541	22.356	25.308	1'39.023	288,0	10:27'23.691
16	29.696	21.582	22.477	25.319	1'39.074	286,5	10:29'02.765
17	29.822	21.856	22.686	25.368	1'39.732	290,3	10:30'42.497
18	30.012	21.695	22.302	25.143	1'39.152	289,5	10:32'21.649
19	29.686	21.623	22.297	25.260	1'38.866	<b>291,1</b>	10:34'00.515
20	33.254	22.846	24.225	29.092	1'49.417P	260,9	10:35'49.932
21	4'06.031	23.039	23.099	26.606	5'18.773P	222,7	10:41'08.705
22	<b>29.472</b>	21.721	<b>22.050</b>	25.049	<b>1'38.292</b>	289,5	10:42'46.997
23	29.503	24.478	23.670	28.833	1'46.484C	<b>291,1</b>	10:44'33.481

29/09/2017

P = Pits In/Out - C = Lap-Time Cancelled

These data/results cannot be reproduced, stored and/or transmitted in whole or in part by any manner of electronic, mechanical, photocopying, recording, broadcasting or otherwise



## French Round, 29-30 September - 1 October 2017 World Superbike - Chronological Analysis Free Practice 1st Session

Magny-Cours 4.411 m

2 / 5

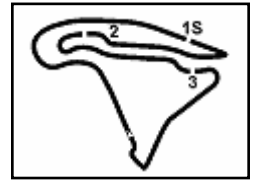
Lap	Seg.1	Seg.2	Seg.3	Seg.4	Lap Time	km/h	Local Time
24	29.537	<b>21.473</b>	22.788	26.524	1'40.322	290,3	10:46'13.803
<b>6° 22 A. LOWES (1'38.320)</b>							
1		24.225	23.934	26.176		264,1	9:47'52.147
2	30.375	22.439	23.101	25.589	1'41.504	276,9	9:49'33.651
3	29.984	21.924	22.588	25.558	1'40.054	283,5	9:51'13.705
4	29.947	21.657	22.474	25.421	1'39.499	<b>290,3</b>	9:52'53.204
5	29.817	21.849	22.526	25.474	1'39.666	288,8	9:54'32.870
6	29.841	21.767	22.636	25.278	1'39.522	283,5	9:56'12.392
7	32.268	22.955	24.991	30.947	1'51.157P	267,3	9:58'03.549
8	7'59.412	23.282	23.492	25.645	9'11.831P	251,2	10:07'15.380
9	30.074	21.961	22.782	25.351	1'40.168	283,5	10:08'55.548
10	29.975	22.064	22.663	25.399	1'40.101	279,8	10:10'35.649
11	29.761	21.981	22.697	25.447	1'39.886	267,3	10:12'15.535
12	29.813	21.907	22.705	25.479	1'39.904	283,5	10:13'55.439
13	36.176	28.539	26.440	28.729	1'59.884P	178,8	10:15'55.323
14	9'04.987	23.486	23.261	25.628	10'17.362P	266,7	10:26'12.685
15	29.919	21.887	22.841	25.317	1'39.964	284,2	10:27'52.649
16	29.890	21.726	22.870	25.390	1'39.876	<b>290,3</b>	10:29'32.525
17	29.917	21.679	23.096	31.152	1'45.844P	285,7	10:31'18.369
18	6'49.307	23.213	23.060	25.290	8'00.870P	270,0	10:39'19.239
19	29.750	21.761	22.456	<b>25.081</b>	1'39.048	286,5	10:40'58.287
20	29.529	21.609	24.834	35.091	1'51.063C	288,8	10:42'49.350
21	<b>29.393</b>	21.645	<b>22.151</b>	25.131	<b>1'38.320</b>	282,0	10:44'27.670
22	29.560	<b>21.541</b>	22.356	25.095	1'38.552	286,5	10:46'06.222
<b>9° 81 J. TORRES (1'38.799)</b>							
Lap	Seg.1	Seg.2	Seg.3	Seg.4	Lap Time	km/h	Local Time
1		25.430	26.031	28.582		206,1	9:47'16.031
2	31.767	25.199	24.062	27.023	1'48.051	250,6	9:49'04.082
3	31.005	22.790	23.405	26.135	1'43.335	260,9	9:50'47.417
4	30.417	22.459	22.965	26.123	1'41.964	278,4	9:52'29.381
5	30.151	22.801	23.139	26.317	1'42.408	255,3	9:54'11.789
6	30.050	22.052	22.739	25.846	1'40.687	285,7	9:55'52.476
7	30.071	22.166	23.089	26.142	1'41.468	288,8	9:57'33.944
8	29.921	21.867	22.625	25.699	1'40.112	288,8	9:59'14.056
9	29.934	26.508	23.826	25.819	1'46.087	288,0	10:01'00.143
10	29.883	21.888	22.586	25.459	1'39.816	284,2	10:02'39.959
11	29.907	21.836	22.619	25.573	1'39.935	288,8	10:04'19.894
12	29.829	21.842	22.533	25.599	1'39.803	288,0	10:05'59.697
13	29.857	21.995	22.932	29.197	1'43.981P	288,0	10:07'43.678
14	11'11.467	22.633	23.526	26.697	12'24.323P	271,4	10:20'08.001
15	30.199	22.061	22.749	25.848	1'40.857	282,7	10:21'48.858
16	30.073	21.956	22.746	25.629	1'40.404	288,0	10:23'29.262
17	29.830	21.803	22.648	25.440	1'39.721	285,7	10:25'08.983
18	29.858	21.828	22.630	25.540	1'39.856	290,3	10:26'48.839
19	29.952	21.955	22.954	28.698	1'43.559P	286,5	10:28'32.398
20	4'29.669	23.509	23.372	26.066	5'42.616P	241,1	10:34'15.014
21	30.078	21.805	22.533	25.320	1'39.736	285,7	10:35'54.750
22	29.597	<b>21.520</b>	22.432	<b>25.250</b>	<b>1'38.799</b>	290,3	10:37'33.549
23	30.604	27.506	22.817	29.064	1'49.991	285,7	10:39'23.540
24	<b>29.519</b>	21.781	22.487	25.759	1'39.546	287,2	10:41'03.086
25	29.664	21.767	22.497	25.597	1'39.525	282,0	10:42'42.611
26	29.628	21.721	22.375	25.351	1'39.075	<b>291,1</b>	10:44'21.686
27	29.727	21.693	<b>22.338</b>	25.257	1'39.015	<b>291,1</b>	10:46'00.701
<b>10° 66 T. SYKES (1'38.853)</b>							
Lap	Seg.1	Seg.2	Seg.3	Seg.4	Lap Time	km/h	Local Time
1		24.401	24.715	27.046		218,2	9:48'04.735
2	30.942	22.573	23.141	26.179	1'42.835	264,7	9:49'47.570
3	30.302	22.133	22.940	25.688	1'41.063	276,2	9:51'28.633
4	29.894	21.902	22.743	25.221	1'39.760	283,5	9:53'08.393
5	30.012	22.116	23.243	27.018	1'42.389	285,0	9:54'50.782
6	29.875	21.758	22.658	25.213	1'39.504	288,8	9:56'30.286
7	30.666	22.814	24.242	29.756	1'47.478P	267,3	9:58'17.764
8	12'45.535	26.041	23.403	27.345	14'02.324P	262,1	10:12'20.088
9	29.962	22.112	22.666	25.384	1'40.124	279,1	10:14'00.212
10	29.765	21.741	22.487	25.197	1'39.190	284,2	10:15'39.402
11	29.808	26.381	23.735	28.472	1'48.396	<b>289,5</b>	10:17'27.798
12	29.782	<b>21.553</b>	<b>22.407</b>	<b>25.111</b>	<b>1'38.853</b>	286,5	10:19'06.651
<b>7° 60 M. VAN DER MARK (1'38.548)</b>							
Lap	Seg.1	Seg.2	Seg.3	Seg.4	Lap Time	km/h	Local Time
1		24.629	24.000	26.735		211,8	9:47'07.309
2	30.300	22.711	23.130	26.032	1'42.173	266,7	9:48'49.482
3	29.799	22.369	22.890	25.862	1'40.920	284,2	9:50'30.402
4	29.672	22.403	22.732	25.594	1'40.401	276,9	9:52'10.803
5	29.618	22.290	22.551	25.775	1'40.234	273,4	9:53'51.037
6	29.717	21.841	22.829	25.551	1'39.938	288,8	9:55'30.975
7	29.575	21.930	22.599	25.521	1'39.625	287,2	9:57'10.600
8	31.906	22.729	23.106	29.087	1'46.828P	262,8	9:58'57.428
9	6'54.441	22.179	22.852	25.738	8'05.210P	285,7	10:07'02.638
10	29.881	22.075	22.581	25.783	1'40.320	286,5	10:08'42.958
11	30.239	21.997	22.624	25.605	1'40.465	287,2	10:10'23.423
12	29.806	22.241	22.723	25.403	1'40.173	288,8	10:12'03.596
13	29.680	22.033	22.862	25.416	1'39.991	288,0	10:13'43.587
14	29.562	21.977	22.623	25.419	1'39.581	287,2	10:15'23.168
15	29.582	21.822	22.704	25.711	1'39.819	289,5	10:17'02.987
16	29.678	21.739	22.497	25.499	1'39.413	288,8	10:18'42.400
17	31.657	22.231	22.817	28.962	1'45.667P	262,8	10:20'28.067
18	5'05.166	22.326	22.826	25.692	6'16.010P	276,9	10:26'44.077
19	30.121	22.384	22.536	25.732	1'40.773	274,1	10:28'24.850
20	29.791	21.909	22.606	25.552	1'39.858	288,0	10:30'04.708
21	29.767	21.795	22.773	25.550	1'39.885	290,3	10:31'44.593
22	29.962	21.887	23.018	29.696	1'44.563P	288,0	10:33'29.156
23	3'16.774	22.134	22.682	25.339	4'26.929P	282,7	10:37'56.085
24	29.446	21.650	<b>22.343</b>	25.152	1'38.591	291,1	10:39'34.676
25	29.402	21.740	22.430	<b>25.142</b>	1'38.714	290,3	10:41'13.390
26	<b>29.342</b>	21.676	22.388	<b>25.142</b>	<b>1'38.548</b>	291,1	10:42'51.938
27	29.467	21.634	22.460	25.355	1'38.916	<b>294,3</b>	10:44'30.854
28	29.369	<b>21.582</b>	22.425	25.204	1'38.580	292,7	10:46'09.434
<b>8° 12 X. FORÉS (1'38.663)</b>							
Lap	Seg.1	Seg.2	Seg.3	Seg.4	Lap Time	km/h	Local Time
1		25.139	25.862	28.970		220,4	9:47'16.945
2	33.031	24.534	23.938	30.917	1'52.420P	220,0	9:49'09.365
3	6'32.462	22.517	23.089	25.990	7'44.058P	276,9	9:56'53.423
4	30.013	22.246	22.722	25.853	1'40.834	265,4	9:58'34.257

29/09/2017

P = Pits In/Out - C = Lap-Time Cancelled

These data/results cannot be reproduced, stored and/or transmitted in whole or in part by any manner of electronic, mechanical, photocopying, recording, broadcasting or otherwise now known or herein after developed without the previous express consent by the copyright owner, except for reproduction in daily press and regular printed publications on sale to the public within 60 days of the event related to those data/results and always provided that copyright symbol appears together as follows below.

© DORNA WSBK ORGANIZATION Srl 2017



## French Round, 29-30 September - 1 October 2017

### World Superbike - Chronological Analysis Free Practice 1st Session

Magny-Cours 4.411 m

3 / 5

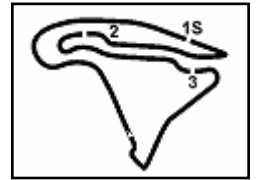
11° 40 R. RAMOS (1'39.354)								13° 13 A. WEST (1'39.770)							
Lap	Seg.1	Seg.2	Seg.3	Seg.4	Lap Time	km/h	Local Time	Lap	Seg.1	Seg.2	Seg.3	Seg.4	Lap Time	km/h	Local Time
1		24.599	24.198	28.351		216,0	9:47'16.338	1		27.062	26.686	27.717		213,4	9:47'03.097
2	31.717	23.644	23.612	26.613	1'45.586	245,5	9:49'01.924	2	32.220	24.018	24.992	29.104	1'50.334	246,0	9:48'53.431
3	30.738	22.714	23.162	26.115	1'42.729	275,5	9:50'44.653	3	31.029	23.551	24.493	27.306	1'46.379	260,9	9:50'39.810
4	30.469	22.493	23.103	26.019	1'42.084	275,5	9:52'26.737	4	30.717	23.646	24.289	29.318	1'47.970	255,9	9:52'27.780
5	32.149	23.926	22.987	26.264	1'45.326	250,0	9:54'12.063	5	30.743	22.979	23.649	26.331	1'43.702	272,0	9:54'11.482
6	30.382	22.266	23.622	25.969	1'42.239	272,0	9:55'54.302	6	30.356	22.712	24.393	25.940	1'43.401	272,7	9:55'54.883
7	30.248	22.346	23.026	25.957	1'41.577	279,8	9:57'35.879	7	30.383	22.383	23.136	25.700	1'41.602	268,7	9:57'36.485
8	30.331	22.275	23.039	26.096	1'41.741	278,4	9:59'17.620	8	30.242	22.353	23.164	25.790	1'41.549	267,3	9:59'18.034
9	30.339	25.425	26.039	30.287	1'52.090P	281,3	10:01'09.710	9	30.233	25.467	26.097	30.774	1'52.571P	272,7	10:01'10.605
10	6'10.294	22.991	23.394	26.191	7'22.870P	268,0	10:08'32.580	10	6'14.692	23.808	24.348	30.093	7'32.941P	243,2	10:08'43.546
11	30.416	22.351	22.941	25.948	1'41.656	282,0	10:10'14.236	11	30.286	22.493	22.913	25.469	1'41.161	274,8	10:10'24.707
12	30.477	22.206	27.067	25.863	1'45.613	279,8	10:11'59.849	12	30.497	22.928	25.472	32.452	1'51.349	266,0	10:12'16.056
13	30.228	22.367	22.832	25.817	1'41.244	270,7	10:13'41.093	13	30.133	22.130	23.005	25.570	1'40.838	271,4	10:13'56.894
14	30.237	25.438	28.410	32.516	1'56.601CP	284,2	10:15'37.694	14	32.053	23.620	23.098	26.230	1'45.001	268,7	10:15'41.895
15	6'38.510	23.207	23.482	26.720	7'51.919P	266,7	10:23'29.613	15	30.072	22.243	23.007	25.659	1'40.981	279,1	10:17'22.876
16	29.899	21.994	22.551	25.431	1'39.875	280,5	10:25'09.488	16	30.160	22.228	22.876	25.675	1'40.939	276,9	10:19'03.815
17	30.045	21.989	22.567	25.541	1'40.142	280,5	10:26'49.630	17	31.816	23.267	22.985	29.316	1'47.384P	253,5	10:20'51.199
18	29.871	21.995	22.589	25.555	1'40.010	278,4	10:28'29.640	18	11'52.913	24.378	24.412	28.584	13'10.287P	251,2	10:34'01.486
19	30.299	24.365	22.833	25.644	1'43.141	279,8	10:30'12.781	19	30.187	22.695	25.846	28.831	1'47.559	278,4	10:35'49.045
20	29.932	22.080	22.772	25.698	1'40.482	282,0	10:31'53.263	20	30.034	22.049	22.860	25.419	1'40.362	276,2	10:37'29.407
21	32.223	23.921	23.469	29.166	1'48.779P	244,9	10:33'42.042	21	30.166	21.956	22.739	25.334	1'40.195	282,7	10:39'09.602
22	4'00.595	30.131	26.188	32.099	5'29.013CP	232,3	10:39'11.055	22	29.954	21.909	22.799	25.319	1'39.981	285,0	10:40'49.583
23	30.020	21.850	22.469	25.366	1'39.705	285,7	10:40'50.760	23	29.875	21.926	22.630	25.339	1'39.770	281,3	10:42'29.353
24	29.791	21.766	22.461	25.336	1'39.354	281,3	10:42'30.114	24	34.091	23.415	23.170	25.519	1'46.195	226,9	10:44'15.548
25	32.099	26.372	26.078	27.359	1'51.908C	246,0	10:44'22.022	25	30.008	21.943	22.577	25.320	1'39.848	278,4	10:45'55.396
26	29.869	21.949	22.479	25.375	1'39.672	285,0	10:46'01.694								
12° 36 L. MERCADO (1'39.573)								14° 50 E. LAVERTY (1'39.792)							
Lap	Seg.1	Seg.2	Seg.3	Seg.4	Lap Time	km/h	Local Time	Lap	Seg.1	Seg.2	Seg.3	Seg.4	Lap Time	km/h	Local Time
1		25.036	25.193	29.020		238,9	9:46'57.604	1		25.263	25.595	29.079		225,0	9:46'57.356
2	31.362	24.046	24.238	26.644	1'46.290	246,6	9:48'43.894	2	31.409	23.920	24.327	26.430	1'46.086	247,1	9:48'43.442
3	30.654	22.726	23.581	26.256	1'43.217	267,3	9:50'27.111	3	30.588	23.981	23.286	27.283	1'45.138	272,0	9:50'28.580
4	30.532	22.148	23.235	25.855	1'41.770	284,2	9:52'08.881	4	29.819	23.152	22.925	25.545	1'41.441	285,0	9:52'10.021
5	33.082	22.757	23.017	26.050	1'44.906	269,3	9:53'53.787	5	29.915	22.008	23.067	26.780	1'41.770	284,2	9:53'51.791
6	30.128	22.359	22.699	25.772	1'40.958	276,9	9:55'34.745	6	29.628	22.114	22.880	25.731	1'40.353	283,5	9:55'32.144
7	30.129	22.797	22.960	25.639	1'41.525	289,5	9:57'16.270	7	29.732	21.931	22.687	25.552	1'39.902	282,7	9:57'12.046
8	30.035	22.266	22.958	25.848	1'41.107	279,1	9:58'57.377	8	29.693	21.966	22.690	25.605	1'39.954	285,0	9:58'52.000
9	30.150	22.856	23.990	28.435	1'45.431P	271,4	10:00'42.808	9	29.814	1'17.932	40.448	35.513	3'03.707CP	287,2	10:01'55.707
10	11'02.431	24.864	25.613	29.785	12'22.693P	234,3	10:13'05.501	10	21'04.350	24.240	24.393	27.382	22'20.365P	244,3	10:24'16.072
11	29.874	22.053	22.715	26.269	1'40.911	282,0	10:14'46.412	11	30.519	22.499	23.103	25.892	1'42.013	276,2	10:25'58.085
12	29.934	21.929	22.779	25.542	1'40.184	278,4	10:16'26.596	12	30.105	22.233	22.955	25.855	1'41.148	281,3	10:27'39.233
13	29.886	22.027	22.703	25.543	1'40.159	281,3	10:18'06.755	13	30.069	22.936	23.239	29.777	1'46.021P	281,3	10:29'25.254
14	29.848	22.101	22.789	25.632	1'40.370	282,7	10:19'47.125	14	6'43.033	23.500	23.453	26.277	7'56.263P	257,1	10:37'21.517
15	29.791	21.847	22.640	25.516	1'39.794	285,7	10:21'26.919	15	29.840	22.003	22.796	25.598	1'40.237	286,5	10:39'01.754
16	29.999	21.854	22.674	25.600	1'40.127	280,5	10:23'07.046	16	29.789	22.433	22.737	25.485	1'40.444	291,9	10:40'42.198
17	30.166	22.089	23.095	28.310	1'43.660P	278,4	10:24'50.706	17	29.826	21.960	22.724	25.448	1'39.958	285,0	10:42'22.156
18	7'34.587	25.527	23.389	27.151	8'50.654P	236,8	10:33'41.360	18	29.715	22.147	22.559	25.371	1'39.792	289,5	10:44'01.948
19	29.922	21.860	22.573	25.496	1'39.851	279,1	10:35'21.211	19	29.688	22.951	24.704	26.721	1'44.064	286,5	10:45'46.012
20	29.826	21.725	22.533	25.489	1'39.573	285,7	10:37'00.784								
21	29.935	21.867	22.669	25.502	1'39.973	285,7	10:38'40.757								
22	29.796	21.979	22.511	25.463	1'39.749	283,5	10:40'20.506								
23	29.970	22.006	23.543	29.531	1'45.050	286,5	10:42'05.556								
24	29.861	21.981	22.570	25.391	1'39.803	282,0	10:43'45.359								
25	29.884	21.869	22.539	25.524	1'39.816	285,0	10:45'25.175								
15° 35 R. DE ROSA (1'39.819)								13° 13 A. WEST (1'39.770)							
Lap	Seg.1	Seg.2	Seg.3	Seg.4	Lap Time	km/h	Local Time	Lap	Seg.1	Seg.2	Seg.3	Seg.4	Lap Time	km/h	Local Time
1		26.789	26.082	30.907		189,5	9:47'08.519	1		27.062	26.686	27.717		213,4	9:47'03.097
2	30.709	22.741	23.226	26.219	1'42.895	272,0	9:48'51.414	2	32.220	24.018	24.992	29.104	1'50.334	246,0	9:48'53.431
3	30.145	22.492	23.096	26.200	1'41.933	273,4	9:50'33.347	3	31.029	23.551	24.493	27.306	1'46.379	260,9	9:50'39.810
4	29.892	22.323	22.791	25.993	1'40.999	278,4	9:52'14.346	4	30.717	23.646	24.289	29.318	1'47.970	255,9	9:52'27.780
5	29.785	21.906	22.675	25.767	1'40.133	285,0	9:53'54.479	5	30.743	22.979	23.649	26.331	1'43.702	272,0	9:54'11.482
6	29.694	22.490	22.903	26.289	1'41.376	260,9	9:55'35.855	6	30.356	22.712	24.393	25.940	1'43.401	272,7	9:55'54.883
7	29.946	23.489	24.984	30.377	1'48.796P	287,2	9:57'24.651	7	30.383	22.383	23.136	25.700	1'41.602	268,7	9:57'36.485
8	10'13.322	26.896	26.431	29.189	11'35.838P	240,5	10:09'00.489	8	30.242	22.353	23.164	25.790	1'41.549	267,3	9:59'18.034
9	30.007	22.495	22.998	26.135	1'41.635	278,4	10:10'42.124	9	30.233	25.467	26.097	30.774	1'52.571P	272,7	10:01'10.605
10	29.965	22.291	22.841	26.302	1'41.399	280,5	10:12'23.523	10	6'14.692	23.808	24.348	30.093	7'32.941P	243,2	10:08'43.546
11	30.235	22.395	23.032	26.165	1'41.827	283,5	10:14'05.350	11	30.286	22.493	22.913	25.469	1'41.161	274,8	10:10'24.707
12	30.134	27.126	26.027	34.452	1'57.739P	276,9	10:16'03.089	12	30.497	22.928	25.472	32.452	1'51.349	266,0	10:12'16.056

29/09/2017

P = Pits In/Out - C = Lap-Time Cancelled

These data/results cannot be reproduced, stored





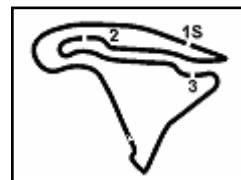
## French Round, 29-30 September - 1 October 2017 World Superbike - Chronological Analysis Free Practice 1st Session

Magny-Cours 4.411 m

4 / 5

13	9'31.365	24.744	26.020	26.116	10'48.245P	256,5	10:26'51.334	3	30.389	26.142	24.664	26.851	1'48.046	254,7	9:50'59.461
14	29.567	22.290	<b>22.532</b>	<b>25.609</b>	1'39.998	272,0	10:28'31.332	4	30.262	22.613	23.250	26.019	1'42.144	268,7	9:52'41.605
15	29.583	22.201	22.937	25.734	1'40.455	275,5	10:30'11.787	5	31.956	26.920	28.497	29.813	1'57.186CP	248,8	9:54'38.791
16	29.837	28.776	27.130	33.472	1'59.215P	<b>287,2</b>	10:32'11.002	6	7'41.462	31.617	29.278	27.328	9'09.685P	220,0	10:03'48.476
17	3'23.805	23.556	23.036	26.258	4'36.655P	247,1	10:36'47.657	7	30.612	22.339	23.312	26.196	1'42.459	278,4	10:05'30.935
18	29.471	21.954	22.632	25.762	<b>1'39.819</b>	274,1	10:38'27.476	8	30.299	22.244	23.730	29.299	1'45.572C	273,4	10:07'16.507
19	29.644	26.743	29.483	30.890	1'56.760	279,1	10:40'24.236	9	30.136	22.314	22.993	25.923	1'41.366	275,5	10:08'57.873
20	<b>29.434</b>	22.259	27.110	30.513	1'49.316	274,1	10:42'13.552	10	30.541	22.370	23.387	25.997	1'42.295	279,8	10:10'40.168
21	29.638	22.106	22.711	25.905	1'40.360	<b>287,2</b>	10:43'53.912	11	30.294	25.450	25.859	30.687	1'52.290P	281,3	10:12'32.458
22	29.848	22.190	22.724	25.998	1'40.760	280,5	10:45'34.672	12	10'46.118	23.918	23.875	26.539	1'20'0.450P	248,3	10:24'32.908
<b>16° 34 D. GIUGLIANO (1'39.845)</b>															
Lap	Seg.1	Seg.2	Seg.3	Seg.4	Lap Time	km/h	Local Time	Lap	Seg.1	Seg.2	Seg.3	Seg.4	Lap Time	km/h	Local Time
1		25.464	24.353	26.502		231,8	9:47'09.018	13	30.327	22.378	23.184	26.027	1'41.916	279,8	10:26'14.824
2	30.805	22.661	23.263	26.055	1'42.784	268,0	9:48'51.802	14	30.456	22.230	22.909	25.826	1'41.421	281,3	10:27'56.245
3	30.366	22.773	23.065	25.942	1'42.146	275,5	9:50'33.948	15	30.967	24.449	25.212	29.613	1'50.241CP	272,7	10:29'46.486
4	30.214	23.228	26.565	31.599	1'51.606CP	280,5	9:52'25.554	16	4'59.409	22.462	24.651	25.912	6'12.434P	266,7	10:35'58.920
5	5'17.566	22.860	28.731	29.138	6'38.295P	254,7	9:59'03.849	17	30.251	22.261	<b>22.792</b>	25.892	1'41.196	<b>282,0</b>	10:37'40.116
6	6'44.817	22.714	23.149	26.001	7'56.681P	279,1	10:07'00.530	18	29.957	22.531	22.849	26.951	1'42.288	<b>282,7</b>	10:39'22.404
7	30.523	22.916	23.034	25.790	1'42.263	285,0	10:08'42.793	19	29.974	<b>22.007</b>	22.803	<b>25.679</b>	<b>1'40.463</b>	282,0	10:41'02.867
8	30.502	22.408	22.695	25.593	1'41.198	274,1	10:10'23.991	20	<b>29.832</b>	22.077	22.969	26.088	1'40.966	277,6	10:42'43.833
9	33.582	24.092	25.014	29.497	1'52.185P	220,0	10:12'16.176	21	30.043	22.257	34.235	30.946	1'57.481P	272,0	10:44'41.314
10	4'42.987	22.564	23.091	25.530	5'54.172P	266,7	10:18'10.348	<b>19° 84 R. RUSSO (1'40.655)</b>							
11	30.083	<b>21.847</b>	22.686	25.543	1'40.159	<b>286,5</b>	10:19'50.507	Lap	Seg.1	Seg.2	Seg.3	Seg.4	Lap Time	km/h	Local Time
12	30.139	22.262	22.640	25.616	1'40.657	284,2	10:21'31.164	1		27.226	28.201	30.437		218,2	9:47'07.208
13	30.300	22.250	23.866	30.368	1'46.784P	285,0	10:23'17.948	2	33.314	24.633	24.721	27.359	1'50.027	250,0	9:48'57.235
14	8'47.293	22.733	22.811	25.677	9'58.514P	280,5	10:33'16.462	3	30.821	22.820	23.685	26.069	1'43.395	262,1	9:50'40.630
15	30.193	22.098	22.738	25.664	1'40.693	285,0	10:34'57.155	4	30.462	24.127	23.998	30.734	1'49.321	274,1	9:52'29.951
16	30.217	22.066	22.776	25.558	1'40.617	285,7	10:36'37.772	5	30.697	22.704	23.279	26.059	1'42.739	251,2	9:54'12.690
17	30.213	22.014	22.698	25.622	1'40.547	285,7	10:38'18.319	6	30.301	22.375	24.109	30.187	1'46.972	258,4	9:55'59.662
18	36.910	26.936	25.980	30.083	1'59.909P	173,6	10:40'18.228	7	30.138	22.229	23.303	25.965	1'41.635	268,0	9:57'41.297
19	2'05.993	23.835	22.695	30.014	3'22.537P	220,9	10:43'40.765	8	31.244	27.185	25.479	32.913	1'56.821P	268,0	9:59'38.118
20	<b>29.884</b>	22.016	<b>22.457</b>	<b>25.488</b>	<b>1'39.845</b>	282,7	10:45'20.610	9	10'26.270	24.522	24.837	26.681	1'14'2.310P	243,8	10:11'20.428
<b>17° 86 A. BADOVINI (1'40.350)</b>															
Lap	Seg.1	Seg.2	Seg.3	Seg.4	Lap Time	km/h	Local Time	10	30.897	22.611	23.535	26.231	1'43.274	265,4	10:13'03.702
1		25.225	25.962	28.589		215,6	9:47'16.204	11	30.475	22.625	23.276	26.800	1'43.176	270,0	10:14'46.878
2	32.061	23.587	23.764	26.457	1'45.869	240,0	9:49'02.073	12	30.311	22.316	23.109	25.687	1'41.423	267,3	10:16'28.301
3	30.732	22.683	23.604	26.079	1'43.098	262,8	9:50'45.171	13	30.501	22.421	24.198	30.887	1'48.007	265,4	10:18'16.308
4	30.266	22.394	23.070	26.143	1'41.873	274,1	9:52'27.044	14	30.690	24.637	24.411	28.344	1'48.082P	270,0	10:20'04.390
5	30.836	26.465	23.498	26.156	1'46.955	271,4	9:54'13.999	15	10'19.136	23.505	24.457	27.970	1'13'5.068CP	254,1	10:31'39.458
6	30.103	22.247	23.230	26.090	1'41.670	278,4	9:55'55.669	16	30.476	25.668	24.359	29.058	1'49.561	<b>276,2</b>	10:33'29.019
7	30.141	22.333	22.918	25.703	1'41.095	266,0	9:57'36.764	17	30.651	22.513	23.084	25.784	1'42.032	264,7	10:35'11.051
8	31.568	24.213	24.311	30.003	1'50.095P	242,7	9:59'26.859	18	30.487	23.126	23.495	27.975	1'45.083P	274,1	10:36'56.134
9	12'17.108	24.870	25.624	28.542	13'36.144P	250,6	10:13'03.003	19	2'37.968	24.093	25.016	28.665	3'55.742P	248,3	10:40'51.876
10	31.172	24.115	23.525	26.468	1'45.280	267,3	10:14'48.283	20	<b>29.996</b>	22.269	23.035	<b>25.355</b>	<b>1'40.655</b>	260,2	10:42'32.531
11	30.422	22.303	23.202	26.476	1'42.403	277,6	10:16'30.686	21	30.031	22.469	23.099	25.462	1'41.061	274,8	10:44'13.592
12	30.380	22.264	22.936	25.985	1'41.565	276,9	10:18'12.251	22	30.091	<b>22.039</b>	<b>22.833</b>	25.771	1'40.734	262,0	10:45'54.326
13	30.310	23.080	23.398	26.046	1'42.834	279,8	10:19'55.085	<b>20° 94 M. LUSSIANA (1'41.081)</b>							
14	30.451	22.400	22.923	25.850	1'41.624	272,0	10:21'36.709	Lap	Seg.1	Seg.2	Seg.3	Seg.4	Lap Time	km/h	Local Time
15	31.032	24.022	24.032	29.561	1'48.647P	264,1	10:23'25.356	1		26.944	25.510	27.846		205,7	9:47'02.090
16	8'22.341	26.439	25.183	27.188	9'41.151P	234,3	10:33'06.507	2	31.589	23.135	23.894	27.069	1'45.687	268,0	9:48'47.777
17	30.311	22.380	22.698	25.607	1'40.996	270,0	10:34'47.503	3	31.402	22.989	23.520	29.138	1'47.049P	271,4	9:50'34.826
18	<b>30.004</b>	22.120	22.717	26.165	1'41.006	272,0	10:36'28.509	4	3'41.013	26.393	23.839	26.691	4'57.936P	254,1	9:55'32.762
19	30.268	22.392	22.724	25.597	1'40.981	277,6	10:38'09.490	5	30.698	22.618	23.280	26.547	1'43.143	272,0	9:57'15.905
20	30.173	27.687	24.768	27.475	1'50.103	<b>282,0</b>	10:39'59.593	6	30.715	22.721	23.095	26.498	1'43.029	273,4	9:58'58.934
21	30.137	22.176	<b>22.668</b>	25.592	1'40.573	274,8	10:41'40.166	7	30.563	23.396	24.300	28.617	1'46.876P	272,0	10:00'45.810
22	30.125	<b>22.013</b>	22.704	25.508	<b>1'40.350</b>	279,1	10:43'20.516	8	8'08.678	22.835	23.354	26.420	9'21.287P	262,8	10:10'07.097
23	30.205	22.077	22.759	<b>25.501</b>	1'40.542	276,9	10:45'01.058	9	30.549	22.573	23.103	26.428	1'42.653	268,7	10:11'49.750
<b>18° 121 A. ANDREOZZI (1'40.463)</b>															
Lap	Seg.1	Seg.2	Seg.3	Seg.4	Lap Time	km/h	Local Time	10	31.639	26.322	25.172	28.859	1'51.992C	274,8	10:13'41.742
1		26.327	26.053	28.378		225,5	9:47'26.519	11	30.464	22.676	23.155	26.027	1'42.322	<b>277,6</b>	10:15'24.064
2	31.041	23.630	23.971	26.254	1'44.896	233,8	9:49'11.415	12	<b>30.312</b>	24.146	27.410	29.698	1'51.566P	275,5	10:17'15.630
<b>18° 94 M. LUSSIANA (1'41.081)</b>															
13	6'39.424	23.129	23.609	28.379	7'54.541P	264,7	10:25'10.171	13	30.473	22.383	22.907	25.963	1'41.726	274,1	10:26'51.897
14	30.373	22.145	22.762	<b>25.801</b>	<b>1'41.081</b>	275,5	10:28'32.978	14	30.373	<b>22.145</b>	22.762	<b>25.801</b>	<b>1'41.081</b>	275,5	10:28'32.978
15	30.373	22.145	22.762	<b>25.801</b>	<b>1'41.081</b>	275,5	10:28'32.978	15	30.373	22.145	22.762	<b>25.801</b>	<b>1'41.081</b>	275,5	10:28'32.978
16	31.636	27.450	25.466	30.211	1'54.763CP	274,8	10:30'27.741	16	31.636	27.450	25.466	30.211	1'54.763CP	274,8	10:30'27.741
17	6'16.331	23.561	23.908	27.080	7'30.880P	270,7	10:37'58.621	17	6'16.331	23.561	23.908	27.080	7'30.880P	270,7	10:37'58.621

29/09/2017



Magny-Cours 4.411 m

5 / 5

## French Round, 29-30 September - 1 October 2017 World Superbike - Chronological Analysis Free Practice 1st Session

18	30.353	22.333	<b>22.719</b>	26.077	1'41.482	268,0	10:39'40.103
19	30.715	23.313	28.192	38.563	2'00.783C	276,2	10:41'40.886
20	30.627	22.603	23.482	32.040	1'48.752CP	276,9	10:43'29.638

21° 45 J. GAGNE (1'41.341)							
Lap	Seg.1	Seg.2	Seg.3	Seg.4	Lap Time	km/h	Local Time
1		26.671	26.303	28.994		211,4	9:47'14.497
2	32.509	24.550	25.028	27.010	1'49.097	243,8	9:49'03.594
3	31.423	23.625	24.078	27.712	1'46.838	252,3	9:50'50.432
4	31.179	23.414	24.471	27.073	1'46.137	266,7	9:52'36.569
5	31.244	23.646	23.934	26.760	1'45.584	260,9	9:54'22.153
6	30.870	23.188	23.636	26.699	1'44.393	265,4	9:56'06.546
7	30.476	23.361	23.645	26.348	1'43.830	267,3	9:57'50.376
8	30.477	22.884	23.363	26.368	1'43.092	268,7	9:59'33.468
9	30.586	23.085	23.673	26.277	1'43.621	275,5	10:01'17.089
10	30.522	22.774	23.389	26.335	1'43.020	273,4	10:03'00.109
11	30.678	23.012	23.593	29.831	1'47.114P	269,3	10:04'47.223
12	5'54.335	27.347	25.419	26.939	7'14.040P	251,2	10:12'01.263
13	30.718	22.973	23.495	26.274	1'43.460	270,0	10:13'44.723
14	30.273	22.529	23.404	26.431	1'42.637	274,8	10:15'27.360
15	30.677	22.587	23.513	26.528	1'43.305	279,1	10:17'10.665
16	30.584	22.651	23.213	26.283	1'42.731	279,1	10:18'53.396
17	30.424	22.504	23.217	26.203	1'42.348	274,8	10:20'35.744
18	30.617	22.448	23.407	26.397	1'42.869	279,1	10:22'18.613
19	30.420	22.532	23.244	26.233	1'42.429	279,8	10:24'01.042
20	30.490	22.540	23.329	31.206	1'47.565P	277,6	10:25'48.607
21	6'00.515	24.224	24.435	26.764	7'15.938P	253,5	10:33'04.545
22	30.402	22.518	23.031	26.113	1'42.064	278,4	10:34'46.609
23	30.221	22.391	22.962	26.690	1'42.264	279,8	10:36'28.873
24	30.040	22.466	23.041	<b>25.965</b>	1'41.512	272,0	10:38'10.385
25	<b>29.979</b>	22.370	<b>22.896</b>	26.096	<b>1'41.341</b>	281,3	10:39'51.726
26	30.125	22.351	23.090	26.179	1'41.745	<b>282,0</b>	10:41'33.471
27	30.083	22.439	23.004	26.112	1'41.638	279,8	10:43'15.109
28	30.237	22.383	23.117	26.181	1'41.918	279,1	10:44'57.027
29	30.251	<b>22.350</b>	23.307	26.290	1'42.198	<b>282,0</b>	10:46'39.225

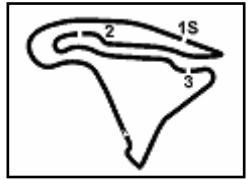
22° 37 O. JEZEK (1'41.672)							
Lap	Seg.1	Seg.2	Seg.3	Seg.4	Lap Time	km/h	Local Time
1		27.888	26.976	29.080		197,4	9:47'24.843
2	32.049	23.967	25.076	29.454	1'50.546P	236,3	9:49'15.389
3	4'38.885	23.432	23.456	26.749	5'52.522P	248,8	9:55'07.911
4	30.859	22.941	23.369	26.164	1'43.333	264,1	9:56'51.244
5	30.609	22.597	23.473	26.891	1'43.570	272,7	9:58'34.814
6	30.460	<b>22.355</b>	23.399	26.117	1'42.331	275,5	10:00'17.145
7	31.999	24.680	24.478	29.594	1'50.751P	261,5	10:02'07.896
8	20'17.530	30.771	31.832	34.140	21'54.273P	153,2	10:24'02.169
9	10'10.632	24.332	24.359	26.468	11'25.791P	207,7	10:35'27.960
10	30.466	22.383	23.078	<b>25.753</b>	1'41.680	274,8	10:37'09.640
11	<b>30.268</b>	22.367	<b>22.989</b>	26.048	<b>1'41.672</b>	<b>276,2</b>	10:38'51.312
12	30.312	27.922	38.315	30.717	2'07.266CP	273,4	10:40'58.578

29/09/2017

P = Pits In/Out - C = Lap-Time Cancelled

These data/results cannot be reproduced, stored and/or transmitted in whole or in part by any manner of electronic, mechanical, photocopying, recording, broadcasting or otherwise now known or herein after developed without the previous express consent by the copyright owner, except for reproduction in daily press and regular printed publications on sale to the public within 60 days of the event related to those data/results and always provided that copyright symbol appears together as follows below.

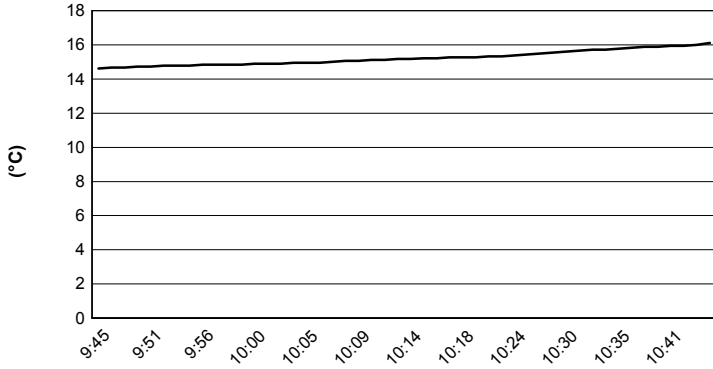
© DORNA WSBK ORGANIZATION Srl 2017



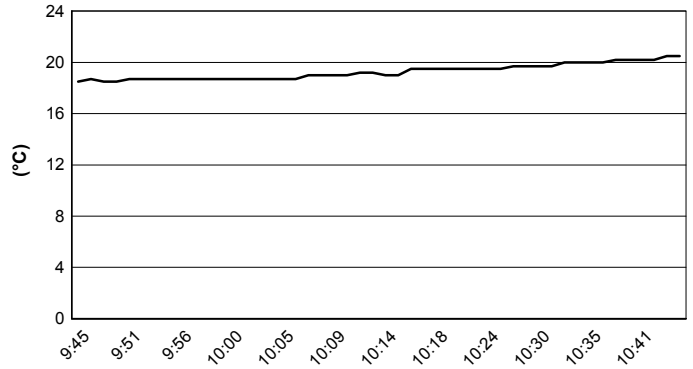
Magny-Cours 4.411 m

**French Round, 29-30 September - 1 October 2017**  
**World Superbike - Weather Report Free Practice 1st Session**  
 Session started 09:45 - Session ended 10:46

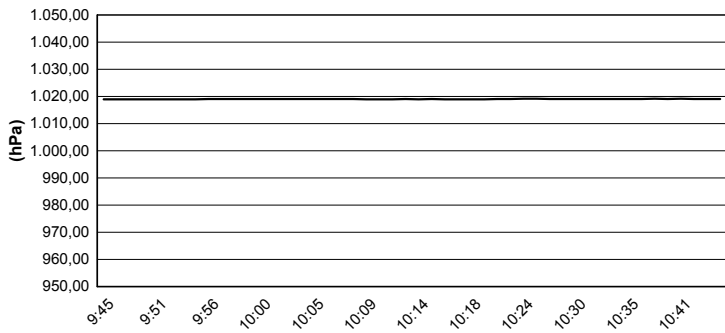
### Air Temperature



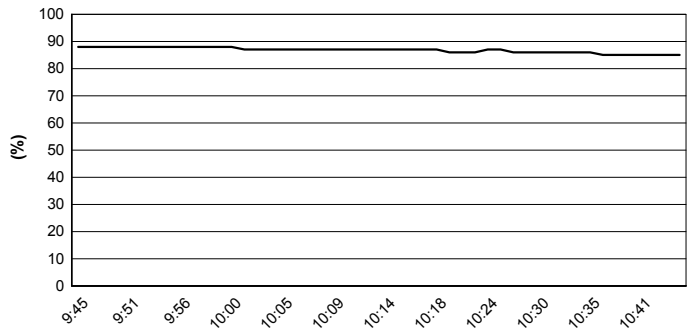
### Track Temperature



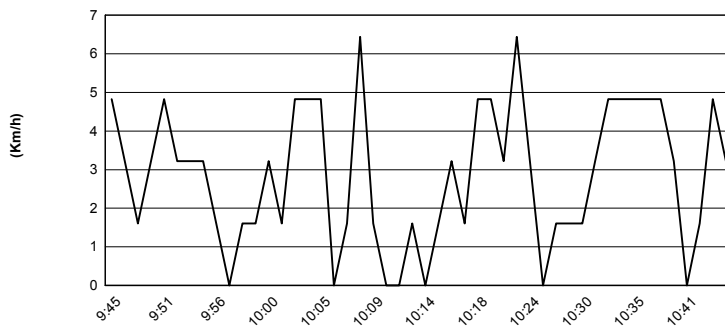
### Air Pressure



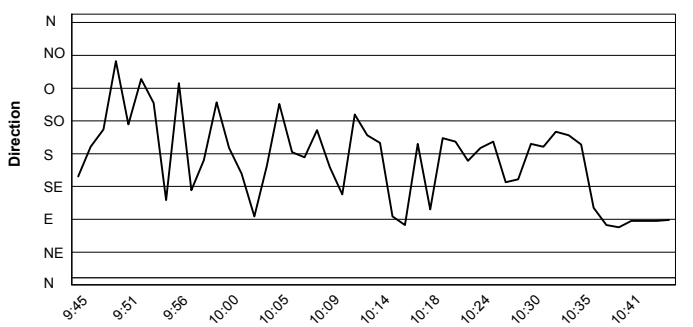
### Humidity



### Wind Speed



### Wind Direction



29/09/2017

These data/results cannot be reproduced, stored and/or transmitted in whole or in part by any manner of electronic, mechanical, photocopying, recording, broadcasting or otherwise now known or herein after developed without the previous express consent by the copyright owner, except for reproduction in daily press and regular printed publications on sale to the public within 60 days of the event related to those data/results and always provided that copyright symbol appears together as follows below.

© DORNA WSBK ORGANIZATION Srl 2017