

French Round, 29-30 September - 1 October 2017 World Superbike - Chronological Analysis Free Practice 2nd Session

Magny-Cours 4.411 m

1 / 5

1° J. REA (1'37.489)							
Lap	Seg.1	Seg.2	Seg.3	Seg.4	Lap Time	km/h	Local Time
1		23.674	23.261	25.613		274,8	14:31'47.074
2	29.804	21.905	22.381	25.143	1'39.233	284,2	14:33'26.307
3	29.621	21.688	22.190	25.021	1'38.520	285,7	14:35'04.827
4	29.441	21.646	22.261	25.091	1'38.439	288,8	14:36'43.266
5	29.624	21.617	22.157	25.108	1'38.506	287,2	14:38'21.772
6	29.513	21.532	22.319	25.173	1'38.537	288,8	14:40'00.309
7	29.381	21.576	22.230	25.070	1'38.257	289,5	14:41'38.566
8	29.595	21.618	22.198	25.189	1'38.600	286,5	14:43'17.166
9	29.500	21.613	22.245	25.065	1'38.423	288,0	14:44'55.589
10	29.485	21.571	22.199	25.073	1'38.328	288,0	14:46'33.917
11	29.586	21.665	22.226	25.067	1'38.544C	288,0	14:48'12.461
12	29.529	21.580	22.302	25.060	1'38.471	288,8	14:49'50.932
13	29.426	21.479	22.179	24.960	1'38.044	288,8	14:51'28.976
14	29.501	21.731	22.910	30.958	1'45.100P	288,8	14:53'14.076
15	14'53.373	22.631	22.748	25.999	16'04.751P	271,4	15:09'18.827
16	29.658	21.725	22.192	24.982	1'38.557	287,2	15:10'57.384
17	29.400	21.517	22.099	25.136	1'38.152	289,5	15:12'35.536
18	29.444	21.655	22.134	25.013	1'38.246	288,8	15:14'13.782
19	29.510	21.635	22.208	25.186	1'38.539	288,8	15:15'52.321
20	31.112	22.207	23.087	32.132	1'48.538P	287,2	15:17'40.859
21	6'24.817	23.433	22.732	26.332	7'37.314P	274,8	15:25'18.173
22	29.303	21.391	21.947	24.848	1'37.489	288,0	15:26'55.662
23	31.556	22.276	23.573	26.299	1'43.704	277,6	15:28'39.366
24	29.167	21.526	22.045	24.832	1'37.570	289,5	15:30'16.936

2° 60 M. VAN DER MARK (1'37.928)							
Lap	Seg.1	Seg.2	Seg.3	Seg.4	Lap Time	km/h	Local Time
1		24.650	23.381	26.070		225,5	14:32'00.116
2	29.686	21.995	22.568	25.539	1'39.788	283,5	14:33'39.904
3	29.395	22.147	22.523	25.458	1'39.523	277,6	14:35'19.427
4	29.980	22.013	22.503	25.475	1'39.971	283,5	14:36'59.398
5	29.540	21.965	22.480	25.550	1'39.535	289,5	14:38'38.933
6	29.644	21.681	22.710	31.184	1'45.219P	289,5	14:40'24.152
7	7'35.829	22.239	22.616	25.370	8'46.054P	276,2	14:49'10.206
8	29.476	21.866	22.556	25.352	1'39.250	286,5	14:50'49.456
9	29.645	21.857	22.646	25.369	1'39.517	288,0	14:52'28.973
10	29.677	21.840	22.572	25.549	1'39.638	290,3	14:54'08.611
11	29.651	21.793	22.577	26.050	1'40.071	289,5	14:55'48.682
12	29.711	21.809	22.584	29.042	1'43.146P	289,5	14:57'31.828
13	5'32.254	22.266	22.601	25.435	6'42.556P	278,4	15:04'14.384
14	29.427	21.689	22.379	25.245	1'38.740	290,3	15:05'53.124
15	29.448	21.721	23.181	25.322	1'39.672	289,5	15:07'32.796
16	29.629	21.752	22.430	31.467	1'45.278P	288,0	15:09'18.074
17	5'55.950	22.074	22.615	25.954	7'06.593P	274,8	15:16'24.667
18	29.551	21.735	22.682	25.339	1'39.307	291,9	15:18'03.974
19	29.480	21.634	22.461	25.352	1'38.927	290,3	15:19'42.901
20	29.563	21.571	22.514	25.503	1'39.151	290,3	15:21'22.052
21	29.645	21.613	22.534	25.286	1'39.078	289,5	15:23'01.130
22	29.830	22.263	24.417	27.861	1'44.371P	283,5	15:24'45.501
23	1'23.823	22.214	22.909	25.240	2'34.186P	280,5	15:27'19.687
24	29.231	21.425	22.207	25.065	1'37.928	291,1	15:28'57.615
25	29.269	21.490	22.257	25.163	1'38.179	291,9	15:30'35.794

3° 33 M. MELANDRI (1'37.966)							
Lap	Seg.1	Seg.2	Seg.3	Seg.4	Lap Time	km/h	Local Time
1		24.583	24.551	29.893		C 232,3	14:32'07.017
2	29.848	22.153	22.547	26.402	1'40.950	272,7	14:33'47.967
3	29.473	21.777	22.457	25.128	1'38.835	278,4	14:35'26.802
4	32.920	26.924	23.437	25.916	1'49.197	244,3	14:37'15.999
5	29.316	21.649	22.386	26.740	1'40.091	285,0	14:38'56.090
6	29.330	22.523	24.350	29.483	1'45.686P	283,5	14:40'41.776
7	6'22.252	22.594	23.330	25.814	7'33.990P	262,8	14:48'15.766

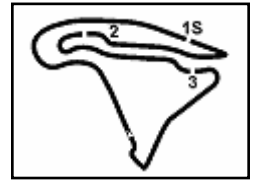
8	29.925	21.652	22.743	25.391	1'39.711	285,7	14:49'55.477
9	29.474	22.015	22.772	25.574	1'39.835	291,9	14:51'35.312
10	29.418	21.755	22.369	25.258	1'38.800	282,7	14:53'14.112
11	29.495	21.783	22.680	25.169	1'39.127	285,0	14:54'53.239
12	31.024	23.125	23.720	28.141	1'46.010P	251,7	14:56'39.249
13	6'40.130	24.348	23.645	26.410	7'54.533P	214,7	15:04'33.782
14	29.597	23.125	23.569	25.707	1'41.998	282,0	15:06'15.780
15	29.550	21.747	23.059	26.863	1'41.219	285,0	15:07'56.999
16	29.480	21.848	22.637	25.255	1'39.220	287,2	15:09'36.219
17	31.726	23.439	23.220	28.009	1'46.394P	252,9	15:11'22.613
18	5'26.925	23.222	22.929	26.594	6'39.670P	260,9	15:12'02.283
19	29.464	21.615	22.098	25.000	1'38.177	285,0	15:19'40.460
20	29.261	21.445	22.207	25.196	1'38.109	292,7	15:21'18.569
21	29.404	21.725	22.240	24.958	1'38.327	285,0	15:22'56.896
22	33.444	25.739	24.018	26.828	1'50.029	200,0	15:24'46.925
23	29.305	23.246	26.857	25.728	1'45.136C	289,5	15:26'32.061
24	29.269	21.641	22.378	32.767	1'46.055	285,7	15:28'18.116
25	29.318	21.435	22.275	25.014	1'38.042	287,2	15:29'56.158
26	29.300	21.470	22.143	25.053	1'37.966	288,0	15:31'34.124

4° 7 C. DAVIES (1'37.980)							
Lap	Seg.1	Seg.2	Seg.3	Seg.4	Lap Time	km/h	Local Time
1		23.033	23.199	25.972		264,7	14:32'35.333
2	29.800	21.640	22.542	25.360	1'39.342	287,2	14:34'14.675
3	29.575	21.660	22.435	25.598	1'39.268	290,3	14:35'53.943
4	29.802	21.631	22.754	25.173	1'39.360	284,2	14:37'33.303
5	29.553	21.751	22.539	25.170	1'39.013	288,0	14:39'12.316
6	29.691	21.508	22.194	25.205	1'38.598	288,0	14:40'50.914
7	29.613	21.469	22.262	25.338	1'38.682	289,5	14:42'29.596
8	30.519	23.096	23.151	29.414	1'46.180P	248,8	14:44'15.776
9	11'15.711	25.160	23.173	27.407	12'31.451P	264,1	14:56'47.227
10	29.927	21.622	22.496	25.238	1'39.283	287,2	14:58'26.510
11	29.728	21.638	22.376	25.399	1'39.141	290,3	15:00'05.651
12	29.727	21.540	22.331	25.299	1'38.897	289,5	15:01'44.548
13	29.693	21.576	22.415	25.155	1'38.839	288,0	15:03'23.387
14	31.090	25.885	23.228	29.423	1'49.626P	235,8	15:05'13.013
15	7'55.409	22.842	23.312	26.125	9'07.688P	270,7	15:14'20.701
16	29.403	21.868	22.228	25.192	1'38.691	291,9	15:15'59.392
17	29.491	21.352	22.319	25.185	1'38.347	289,5	15:17'37.739
18	29.439	21.336	22.078	25.127	1'37.980	290,3	15:19'15.719
19	29.570	21.610	22.206	25.228	1'38.614	288,8	15:20'54.333
20	29.536	21.587	22.171	25.056	1'38.350	289,5	15:22'32.683
21	29.602	21.604	22.781	33.660	1'47.647P	287,2	15:24'20.330
22	4'52.338	23.045	24.050	36.602	6'16.035P	246,0	15:30'36.365

5° 32 L. SAVADORI (1'38.016)							
Lap	Seg.1	Seg.2	Seg.3	Seg.4	Lap Time	km/h	Local Time
1		24.851	28.529	34.319		221,8	14:32'12.417
2	5'45.104	23.623	24.417	29.776	7'02.920P	242,2	14:39'15.337
3	29.891	22.091	22.625	25.407	1'40.014	274,8	14:40'55.351
4	29.911	21.894	22.384	25.323	1'39.512	278,4	14:42'34.863
5	29.945	21.650	22.694	25.747	1'40.036C	285,0	14:44'14.899
6	31.088	22.567	23.132	28.082	1'44.869P	276,2	14:45'59.768
7	9'05.727	22.464	23.180	25.690	10'17.061P	262,1	14:56'16.829
8	29.841	21.703	22.406	25.472	1'39.422	281,3	14:57'56.251
9	29.824	21.611	22.656	25.405	1'39.496	285,0	14:59'35.747
10	29.864	21.641	22.539	25.353	1'39.397	287,2	15:01'15.144
11	31.716	22.787	23.773	27.792	1'46.068P	256,5	15:03'01.212
12	4'12.942	22.187	23.701	25.978	5'24.808P	270,0	15:08'26.020
13	29.750	21.487	22.361	25.230	1'38.828	286,5	15:10'04.848
14	29.495	21.477	22.404	25.167	1'38.543	288,8	15:11'43.391
15	29.599	24.934	24.833	26.120	1'45.486C	290,3	15:13'28.877
16	29.657	21.554	22.279	25.304	1'38.794	284,2	15:15'07.671
17	29.689	21.583	22.307	25.252	1'38.831	288,0	15:16'46.502

29/09/2017 P = Pits In/Out - C = Lap-Time Cancelled

These data/results cannot be reproduced, stored and/or transmitted in whole or in part by any manner of electronic, mechanical, photocopying, recording, broadcasting or otherwise now known or herein after developed without the previous express consent by the copyright owner, except for reproduction in daily press and regular printed publications on sale to the public within 60 days of the event related to those data/results and always provided that copyright symbol appears together as



French Round, 29-30 September - 1 October 2017 World Superbike - Chronological Analysis Free Practice 2nd Session

Magny-Cours 4.411 m

2 / 5

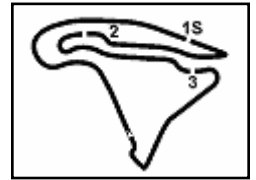
Lap	Seg.1	Seg.2	Seg.3	Seg.4	Lap Time	km/h	Local Time
18	29.667	21.753	22.450	25.355	1'39.225	285,0	15:18'25.727
19	31.987	22.725	23.657	28.144	1'46.513P	272,7	15:20'12.240
20	4'59.437	24.156	28.861	28.749	6'21.203CP	260,2	15:26'33.443
21	29.495	21.432	22.085	28.687	1'41.699	287,2	15:28'15.142
22	29.723	25.756	22.583	25.123	1'43.185	287,2	15:29'58.327
23	29.356	21.411	22.147	25.102	1'38.016	288,8	15:31'36.343
6° 12 X. FORÉS (1'38.031)							
Lap	Seg.1	Seg.2	Seg.3	Seg.4	Lap Time	km/h	Local Time
1		22.932	23.238	25.811	241,1	14:31'47.868	
2	29.614	22.200	22.534	25.373	1'39.721	262,8	14:33'27.589
3	29.561	21.802	22.388	25.271	1'39.022	273,4	14:35'06.611
4	29.462	21.862	22.367	25.269	1'38.960	263,4	14:36'45.571
5	29.504	21.836	22.395	25.510	1'39.245	270,0	14:38'24.816
6	29.486	21.826	22.489	25.456	1'39.257	274,8	14:40'04.073
7	29.523	21.691	22.442	25.406	1'39.062	276,2	14:41'43.135
8	32.033	22.922	23.009	30.463	1'48.427P	245,5	14:43'31.562
9	13'25.479	22.273	23.097	27.774	14'38.623P	262,8	14:58'10.185
10	31.010	22.420	22.492	25.514	1'41.436	205,7	14:59'51.621
11	29.608	21.848	22.424	25.464	1'39.344	277,6	15:01'30.965
12	29.449	21.769	22.384	25.385	1'38.987	275,5	15:03'09.952
13	29.479	21.831	22.430	25.324	1'39.064	272,0	15:04'49.016
14	29.416	21.838	22.444	25.335	1'39.033	278,4	15:06'28.049
15	29.408	21.832	22.388	25.352	1'38.980	269,3	15:08'07.029
16	29.434	21.823	22.526	28.905	1'42.688P	267,3	15:09'49.717
17	7'42.994	22.403	22.907	25.736	8'54.040P	258,4	15:18'43.757
18	29.609	21.788	22.492	25.396	1'39.285	279,8	15:20'23.042
19	29.608	21.707	22.444	28.825	1'42.584P	280,5	15:22'05.626
20	2'20.429	24.344	23.076	25.730	3'33.579P	198,2	15:25'39.205
21	29.303	21.586	22.193	25.136	1'38.218	277,6	15:27'17.423
22	29.232	21.604	22.196	24.999	1'38.031	283,5	15:28'55.454
23	30.931	22.597	22.263	25.714	1'41.505	220,0	15:30'36.959
9° 66 T. SYKES (1'38.217)							
Lap	Seg.1	Seg.2	Seg.3	Seg.4	Lap Time	km/h	Local Time
1		24.782	23.309	28.579	203,8	14:36'09.501	
2	29.674	21.546	22.272	24.928	1'38.420	291,1	14:37'47.921
3	29.548	21.501	22.466	25.411	1'38.926	285,7	14:39'26.847
4	29.533	21.796	22.228	24.972	1'38.529	285,7	14:41'05.376
5	30.319	22.408	23.061	25.815	1'41.603	279,1	14:42'46.979
6	29.696	21.415	22.183	25.096	1'38.390	290,3	14:44'25.369
7	29.974	22.504	23.485	25.871	1'41.834	269,3	14:46'07.203
8	29.615	21.387	22.230	24.985	1'38.217	289,5	14:47'45.420
9	30.404	22.691	23.198	31.174	1'47.467P	267,3	14:49'32.887
10	15'51.689	24.136	23.327	28.101	17'07.253P	235,8	15:06'40.140
11	30.202	22.158	24.903	31.195	1'48.458	280,5	15:08'28.598
12	29.601	21.672	22.347	25.065	1'38.685	285,7	15:10'07.283
13	31.180	22.815	23.240	28.374	1'45.609P	254,1	15:11'52.892
14	10'40.460	22.933	22.901	32.422	1'58.716P	242,7	15:23'51.608
15	29.571	21.442	22.275	25.061	1'38.349	287,2	15:25'29.957
16	29.552	21.621	22.245	24.970	1'38.388	280,5	15:27'08.345
17	30.881	22.054	23.001	25.559	1'41.495	278,4	15:28'49.840
18	29.615	21.435	22.368	26.342	1'39.760	288,8	15:30'29.600
10° 2 L. CAMIER (1'38.483)							
Lap	Seg.1	Seg.2	Seg.3	Seg.4	Lap Time	km/h	Local Time
1		24.494	23.640	26.457	213,0	14:31'57.556	
2	30.246	22.025	22.565	25.414	1'40.250	279,8	14:33'37.806
3	29.899	21.997	23.269	31.909	1'47.074P	285,7	14:35'24.880
4	6'37.780	23.325	23.138	29.549	7'53.792P	248,3	14:43'18.672
5	29.904	21.885	22.405	25.283	1'39.477	286,5	14:44'58.149
6	29.827	21.782	22.368	25.283	1'39.260	286,5	14:46'37.409
7	29.753	21.858	22.437	27.309	1'41.357	283,5	14:48'18.766
8	29.871	21.976	23.343	29.123	1'44.313P	284,2	14:50'03.079
9	8'40.256	23.274	22.723	26.256	9'52.509P	247,7	14:59'55.588
10	29.774	21.814	22.337	25.345	1'39.270	285,7	15:01'34.858
11	29.684	21.767	22.385	25.518	1'39.354	285,7	15:03'14.212
12	29.738	21.798	22.412	25.388	1'39.336	285,7	15:04'53.548
13	30.869	22.910	23.587	28.892	1'46.258P	273,4	15:06'39.806
14	9'14.430	24.332	23.205	26.092	10'28.059P	258,4	15:17'07.865
15	29.550	21.569	22.142	25.222	1'38.483	287,2	15:18'46.348
16	29.744	23.252	26.492	29.701	1'49.189P	281,3	15:20'35.537
8° 50 E. LAVERTY (1'38.152)							
Lap	Seg.1	Seg.2	Seg.3	Seg.4	Lap Time	km/h	Local Time
1		23.028	23.299	25.648	252,9	14:31'47.609	
11° 36 L. MERCADO (1'38.661)							
Lap	Seg.1	Seg.2	Seg.3	Seg.4	Lap Time	km/h	Local Time
1		24.504	23.477	26.537	225,0	14:31'57.864	

29/09/2017

P = Pits In/Out - C = Lap-Time Cancelled

These data/results cannot be reproduced, stored and/or transmitted in whole or in part by any manner of electronic, mechanical, photocopying, recording, broadcasting or otherwise now known or herein after developed without the previous express consent by the copyright owner, except for reproduction in daily press and regular printed publications on sale to the public within 60 days of the event related to those data/results and always provided that copyright symbol appears together as follows below.

© DORNA WSBK ORGANIZATION Srl 2017



French Round, 29-30 September - 1 October 2017 World Superbike - Chronological Analysis Free Practice 2nd Session

Magny-Cours 4.411 m

3 / 5

2	30.100	22.257	22.718	25.409	1'40.484	263,4	14:33'38.348	10	29.563	21.928	22.468	26.007	1'39.966	275,5	14:57'58.546
3	29.767	21.996	22.969	32.490	1'47.222	276,2	14:35'25.570	11	40.178	28.972	27.507	35.665	2'12.322P	223,1	15:00'10.868
4	34.622	24.941	27.396	26.012	1'52.971	243,2	14:37'18.541	12	10'59.841	26.705	26.918	32.015	12'25.479P	239,5	15:12'36.347
5	29.861	22.081	22.810	25.563	1'40.315	275,5	14:38'58.856	13	29.926	21.946	22.530	25.598	1'40.000	281,3	15:14'16.347
6	29.742	22.130	22.820	25.538	1'40.230	275,5	14:40'39.086	14	29.696	22.080	22.734	25.816	1'40.326	276,9	15:15'56.673
7	29.877	21.843	22.723	25.544	1'39.987	282,7	14:42'19.073	15	31.026	24.181	24.465	30.049	1'49.721P	261,5	15:17'46.394
8	29.853	23.085	24.838	28.891	1'46.667CP	281,3	14:44'05.740	16	4'16.698	27.229	27.091	32.922	5'43.940P	199,3	15:23'30.334
9	6'35.015	22.391	23.027	25.660	7'46.093P	270,0	14:51'51.833	17	29.510	21.785	22.441	25.649	1'39.385	280,5	15:25'09.719
10	29.952	21.815	22.655	25.338	1'39.760	284,2	14:53'31.593	18	30.898	22.574	26.076	26.103	1'45.651	265,4	15:26'55.370
11	29.757	21.894	22.686	25.505	1'39.842	283,5	14:55'11.435	19	29.397	21.711	22.551	25.546	1'39.205	285,0	15:28'34.575
12	29.843	30.744	24.191	28.009	1'52.787P	279,8	14:57'04.222	20	29.704	21.677	22.610	25.432	1'39.423	285,7	15:30'13.998

14° 40 R. RAMOS (1'39.452)

Lap	Seg.1	Seg.2	Seg.3	Seg.4	Lap Time	km/h	Local Time
1		24.964	23.737	26.090	224,5	14:31'59.704	
2	30.210	22.489	22.945	26.745	1'42.389	262,8	14:33'42.093
3	30.313	22.225	22.907	25.750	1'41.195	275,5	14:35'23.288
4	30.175	22.171	22.720	25.716	1'40.782	276,2	14:37'04.070
5	30.197	22.338	22.724	25.726	1'40.985	283,5	14:38'45.055
6	30.146	22.406	22.804	25.625	1'40.981	276,2	14:40'26.036
7	30.154	22.158	22.850	25.633	1'40.795	285,7	14:42'06.831
8	30.324	22.136	22.799	25.688	1'40.947	280,5	14:43'47.778
9	30.240	22.074	22.986	25.697	1'40.997	281,3	14:45'28.775
10	30.120	22.210	22.746	25.810	1'40.886	283,5	14:47'09.661
11	30.245	22.067	22.730	25.691	1'40.733	279,8	14:48'50.394
12	30.304	22.416	22.787	25.596	1'41.103	282,7	14:50'31.497
13	30.229	22.046	22.771	25.633	1'40.679	280,5	14:52'12.176
14	30.173	22.082	22.812	25.601	1'40.668	282,0	14:53'52.844
15	30.322	22.326	22.728	25.750	1'41.126	281,3	14:55'33.970
16	30.290	21.987	22.639	25.660	1'40.576	282,7	14:57'14.546
17	31.270	24.934	25.720	29.237	1'51.161CP	266,0	14:59'05.707
18	9'22.110	23.690	27.059	28.906	10'41.765P	240,5	15:09'47.472
19	29.959	22.345	23.401	27.845	1'43.550	279,8	15:11'31.022
20	30.017	21.948	22.451	25.394	1'39.810	282,7	15:13'10.832
21	30.035	22.194	22.677	25.520	1'40.426	284,2	15:14'51.258
22	30.029	22.156	22.625	25.529	1'40.339	276,9	15:16'31.597
23	31.206	23.524	23.748	27.909	1'46.387P	263,4	15:18'17.984
24	4'56.892	22.731	22.820	27.179	6'09.622P	274,1	15:24'27.606
25	30.018	21.990	22.434	25.506	1'39.948	280,5	15:26'07.554
26	31.547	22.024	22.488	25.369	1'41.428	279,8	15:27'48.982
27	29.769	21.855	22.436	26.273	1'40.333	282,0	15:29'29.315
28	29.793	21.837	22.480	25.342	1'39.452	282,0	15:31'08.767

15° 34 D. GIUGLIANO (1'39.698)

Lap	Seg.1	Seg.2	Seg.3	Seg.4	Lap Time	km/h	Local Time
1		24.517	23.678	26.282	212,2	14:31'58.824	
2	30.147	22.274	22.474	25.400	1'40.295	274,8	14:33'39.119
3	29.975	22.033	22.474	25.569	1'40.051	277,6	14:35'19.170
4	30.243	22.308	22.635	25.757	1'40.943	279,8	14:37'00.113
5	29.964	22.031	22.664	25.684	1'40.343	288,0	14:38'40.456
6	30.133	21.891	22.701	25.521	1'40.246	285,7	14:40'20.702
7	30.134	21.908	22.667	25.506	1'40.215	288,0	14:42'00.917
8	38.025	24.940	25.695	30.697	1'59.357P	168,2	14:44'00.274
9	10'33.960	23.360	23.157	25.795	11'46.272P	217,4	14:55'46.546
10	30.129	21.787	22.610	25.457	1'39.983	288,0	14:57'26.529
11	30.236	21.848	22.730	25.526	1'40.340	286,5	14:59'06.869
12	30.215	22.044	22.618	25.632	1'40.509	285,7	15:00'47.378
13	37.269	24.466	25.600	29.803	1'57.138P	189,1	15:02'44.516
14	5'01.505	26.558	24.306	25.874	6'18.243P	254,7	15:09'02.759
15	30.174	1'01.855	33.610	33.551	2'39.190CP	288,0	15:11'41.949
16	6'00.209	23.217	30.520	26.140	7'20.086P	272,7	15:19'02.035
17	29.979	23.140	33.556	26.441	1'53.116	289,5	15:20'55.151
18	29.846	22.126	22.698	25.557	1'40.227	288,0	15:22'35.378
19	32.320	23.473	23.808	28.314	1'47.915P	264,1	15:24'23.293

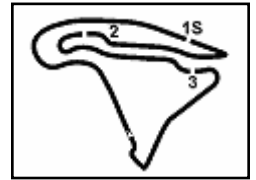
13° 35 R. DE ROSA (1'39.205)

Lap	Seg.1	Seg.2	Seg.3	Seg.4	Lap Time	km/h	Local Time
1		23.078	23.245	25.782	241,1	14:31'48.644	
2	29.698	22.090	22.766	25.534	1'40.088	270,7	14:33'28.732
3	29.598	21.893	22.475	25.475	1'39.441	282,0	14:35'08.173
4	29.733	21.824	22.479	25.446	1'39.482	282,7	14:36'47.655
5	29.809	24.344	24.519	25.982	1'44.654	276,9	14:38'32.309
6	29.590	21.898	22.604	25.851	1'39.943	282,7	14:40'12.252
7	31.909	23.727	24.834	30.265	1'50.735P	252,9	14:42'02.987
8	11'01.054	30.806	31.184	31.693	12'34.737P	220,4	14:54'37.724
9	30.507	22.130	22.670	25.549	1'40.856	279,1	14:56'18.580

29/09/2017 P = Pits In/Out - C = Lap-Time Cancelled

These data/results cannot be reproduced, stored and/or transmitted in whole or in part by any manner of electronic, mechanical, photocopying, recording, broadcasting or otherwise now known or herein after developed without the previous express consent by the copyright owner, except for reproduction in daily press and regular printed publications on sale to the public within 60 days of the event related to those data/results and always provided that copyright symbol appears together as follows below.

© DORNA WSBK ORGANIZATION Srl 2017



French Round, 29-30 September - 1 October 2017 World Superbike - Chronological Analysis Free Practice 2nd Session

Magny-Cours 4.411 m

4 / 5

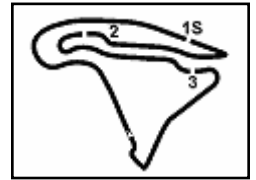
20	3'05.802	22.703	23.195	25.561	4'17.261P	263,4	15:28'40.554	11	30.300	22.051	23.123	25.518	1'40.992	270,0	15:02'49.320
21	29.925	21.895	22.453	25.425	1'39.698	287,2	15:30'20.252	12	30.436	22.638	23.185	27.940	1'44.199P	260,2	15:04'33.519
16° 86 A. BADOVINI (1'39.733)								13	7'05.622	22.814	23.280	25.613	8'17.329P	248,3	15:12'50.848
Lap	Seg.1	Seg.2	Seg.3	Seg.4	Lap Time	km/h	Local Time	14	30.136	22.039	23.092	25.452	1'40.719	264,1	15:14'31.567
1		23.496	23.679	26.807		236,8	14:32'08.348	15	30.194	21.996	22.842	25.492	1'40.524	272,0	15:16'12.091
2	30.375	22.323	22.768	25.814	1'41.280	264,1	14:33'49.628	16	30.104	21.972	26.844	34.391	1'53.311	270,7	15:18'05.402
3	30.153	22.188	22.729	25.573	1'40.643	272,0	14:35'30.271	17	30.184	22.042	22.958	25.704	1'40.888	272,0	15:19'46.290
4	30.238	24.825	24.942	28.750	1'48.755	250,6	14:37'19.026	18	30.498	23.957	24.280	28.448	1'47.183P	275,5	15:21'33.473
5	30.001	22.227	22.637	25.550	1'40.415	262,8	14:38'59.441	19	3'20.911	24.180	25.403	25.476	4'35.970P	229,3	15:26'09.443
6	29.939	22.053	22.656	25.641	1'40.289	270,7	14:40'39.730	20	29.975	22.185	22.687	25.451	1'40.298	262,1	15:27'49.741
7	30.023	22.183	23.534	30.415	1'46.155P	266,7	14:42'25.885	21	29.818	22.012	22.459	25.761	1'40.050	264,7	15:29'29.791
8	11'39.400	25.483	23.919	26.956	12'55.758P	218,6	14:55'21.643	22	30.090	22.016	22.645	25.546	1'40.297	266,0	15:31'10.088
9	30.414	22.179	22.769	26.630	1'41.992	268,0	14:57'03.635	19° 121 A. ANDREOZZI (1'40.237)							
10	30.294	22.054	22.743	25.905	1'40.996	274,8	14:58'44.631	Lap	Seg.1	Seg.2	Seg.3	Seg.4	Lap Time	km/h	Local Time
11	30.436	22.069	23.033	25.593	1'41.131	260,9	15:00'25.762	1		27.774	25.468	26.794		229,8	14:32'39.243
12	30.237	22.266	22.713	25.589	1'40.805	270,7	15:02'06.567	2	30.377	22.315	24.311	27.343	1'44.346C	274,8	14:34'23.589
13	30.875	24.514	24.150	29.436	1'48.975P	248,8	15:03'55.542	3	30.318	22.527	23.051	25.876	1'41.772	267,3	14:36'05.361
14	12'15.874	24.527	23.682	26.689	13'30.772P	214,7	15:17'26.314	4	30.081	22.059	22.906	25.842	1'40.888	278,4	14:37'46.249
15	30.723	22.389	23.001	28.408	1'44.521P	266,0	15:19'10.835	5	30.055	22.076	22.987	25.918	1'41.036	281,3	14:39'27.285
16	2'52.396	27.304	27.325	32.668	4'19.693P	199,6	15:23'30.528	6	32.552	23.586	24.744	29.941	1'50.823P	264,1	14:41'18.108
17	30.045	22.255	22.736	25.646	1'40.682	262,8	15:25'11.210	7	5'31.589	29.835	30.986	25.988	6'58.398P	230,3	14:48'16.506
18	29.959	22.352	25.401	25.603	1'43.315	270,7	15:26'54.525	8	30.067	22.864	24.833	26.295	1'44.059	282,0	14:50'00.565
19	30.079	22.049	22.548	25.482	1'40.158	272,7	15:28'34.683	9	29.842	22.236	23.183	25.728	1'40.989	280,5	14:51'41.554
20	29.824	21.958	22.530	25.421	1'39.733	276,9	15:30'14.416	10	29.990	22.044	22.695	25.508	1'40.237	279,8	14:53'21.791
17° 13 A. WEST (1'39.801)								11	29.940	22.195	22.700	25.858	1'40.693	279,8	14:55'02.484
Lap	Seg.1	Seg.2	Seg.3	Seg.4	Lap Time	km/h	Local Time	12	29.909	22.028	22.887	25.708	1'40.532	279,8	14:56'43.016
1		23.253	23.418	25.803		236,3	14:31'50.069	13	35.348	25.148	24.653	29.340	1'54.489P	215,1	14:58'37.505
2	30.339	22.162	22.930	25.459	1'40.890	277,6	14:33'30.959	14	6'48.221	24.935	23.960	26.230	8'03.346P	254,1	15:06'40.851
3	30.411	23.099	23.028	25.703	1'42.241	277,6	14:35'13.200	15	30.055	22.142	23.065	25.691	1'40.953	268,0	15:08'21.804
4	30.155	22.052	22.678	25.414	1'40.299	273,4	14:36'53.499	16	30.368	22.345	22.829	25.820	1'41.362	281,3	15:10'03.166
5	31.582	23.311	24.270	30.844	1'50.007P	257,8	14:38'43.506	17	32.136	22.058	22.914	27.471	1'45.579P	272,7	15:11'47.745
6	6'49.182	23.836	23.997	27.747	8'04.762P	250,6	14:46'48.268	18	5'39.237	28.817	24.073	29.773	7'01.900P	190,8	15:18'49.645
7	30.457	22.018	22.648	25.354	1'40.477	278,4	14:48'28.745	19	30.357	22.380	24.672	25.709	1'43.118	277,6	15:20'32.763
8	30.137	22.045	22.677	25.470	1'40.329	281,3	14:50'09.074	20	29.918	21.980	22.708	30.995	1'45.601P	279,8	15:22'18.364
9	30.264	22.003	22.726	25.701	1'40.694	278,4	14:51'49.768	20° 37 O. JEZEK (1'40.522)							
10	32.636	22.947	24.497	29.532	1'49.612P	252,3	14:53'39.380	Lap	Seg.1	Seg.2	Seg.3	Seg.4	Lap Time	km/h	Local Time
11	7'10.672	23.179	24.807	27.311	8'25.969P	260,9	15:02'05.349	1		26.620	26.757	32.584		214,3	14:38'44.473
12	30.084	22.048	22.718	25.476	1'40.326	277,6	15:03'45.675	2	1'36.564	23.804	24.413	28.776	2'53.557P	252,3	14:41'38.030
13	30.142	21.853	22.712	25.518	1'40.225	279,8	15:05'25.900	3	4'41.905	23.263	23.527	26.082	5'54.777P	247,1	14:47'32.807
14	31.985	23.840	24.327	28.784	1'48.936P	258,4	15:07'14.836	4	30.502	22.328	22.975	25.821	1'41.626	274,8	14:49'14.433
15	6'50.556	22.949	23.506	26.255	8'03.266P	257,8	15:15'18.102	5	30.578	22.448	23.167	25.972	1'42.165	274,1	14:50'56.598
16	30.265	22.203	22.741	25.780	1'40.989	278,4	15:16'59.091	6	30.444	22.439	23.037	25.907	1'41.827	274,1	14:52'38.425
17	32.396	23.445	25.483	26.890	1'48.214	260,9	15:18'47.305	7	31.432	22.768	23.857	28.332	1'46.389P	267,3	14:54'24.814
18	30.439	22.720	23.798	27.919	1'44.876P	279,8	15:20'32.181	8	6'02.428	24.136	23.883	29.935	7'20.382P	257,1	15:01'45.196
19	2'29.718	24.634	26.282	35.622	3'56.256P	236,8	15:24'28.437	9	30.400	22.213	22.862	25.721	1'41.196	275,5	15:03'26.392
20	30.030	21.991	22.563	25.462	1'40.046	278,4	15:26'08.483	10	30.270	22.106	22.948	25.800	1'41.124	274,8	15:05'07.516
21	30.090	21.808	22.489	25.414	1'39.801	279,8	15:27'48.284	11	30.317	22.318	22.936	25.834	1'41.405	273,4	15:06'48.921
22	30.104	21.872	22.493	25.541	1'40.010	279,1	15:29'28.294	12	30.467	22.313	22.960	26.020	1'41.760	274,8	15:08'30.681
23	30.082	21.920	22.719	25.416	1'40.137	281,3	15:31'08.431	13	30.310	22.272	22.940	25.882	1'41.404	279,8	15:10'12.085
18° 84 R. RUSSO (1'40.050)								14	30.347	24.681	23.783	28.919	1'47.730P	276,2	15:11'59.815
Lap	Seg.1	Seg.2	Seg.3	Seg.4	Lap Time	km/h	Local Time	15	8'54.535	23.242	23.312	26.203	10'07.292P	246,6	15:22'07.107
1		24.492	24.581	26.349		233,3	14:31'53.105	16	30.164	22.048	22.699	25.611	1'40.522	271,4	15:23'47.629
2	30.540	22.673	23.330	25.827	1'42.370	262,1	14:33'35.475	17	30.314	22.130	22.828	25.693	1'40.965	275,5	15:25'28.594
3	31.195	22.727	23.736	27.268	1'44.926	264,7	14:35'20.401	18	30.364	22.752	22.842	25.595	1'41.553	276,9	15:27'10.147
4	30.202	22.785	23.117	29.062	1'45.166P	259,6	14:37'05.567	19	30.241	22.021	22.958	25.876	1'41.096	278,4	15:28'51.243
5	9'22.222	23.923	23.709	31.031	10'40.885P	250,6	14:47'46.452	20	30.113	25.160	27.681	28.868	1'51.822	279,1	15:30'43.065
6	30.381	22.365	22.918	25.598	1'41.262	259,6	14:49'27.714	21° 45 J. GAGNE (1'40.783)							
7	30.192	22.049	23.010	25.626	1'40.877	270,7	14:51'08.591	Lap	Seg.1	Seg.2	Seg.3	Seg.4	Lap Time	km/h	Local Time
8	30.147	22.098	22.736	25.643	1'40.624	265,4	14:52'49.215	1		23.719	24.823	27.424	C	244,9	14:32'09.145
9	30.850	22.982	23.951	28.089	1'45.872P	259,6	14:54'35.087	2	30.203	22.426	23.006	25.795	1'41.430	268,7	14:33'50.575
10	5'15.563	24.458	24.078	29.142	6'33.241P	259,0	15:01'08.328	3	30.140	22.158	22.822	25.801	1'40.921	276,9	14:35'31.496

29/09/2017

P = Pits In/Out - C = Lap-Time Cancelled

These data/results cannot be reproduced, stored and/or transmitted in whole or in part by any manner of electronic, mechanical, photocopying, recording, broadcasting or otherwise now known or herein after developed without the previous express consent by the copyright owner, except for reproduction in daily press and regular printed publications on sale to the public within 60 days of the event related to those data/results and always provided that copyright symbol appears together as follows below.

© DORNA WSBK ORGANIZATION Srl 2017



French Round, 29-30 September - 1 October 2017 World Superbike - Chronological Analysis Free Practice 2nd Session

4	29.946	23.013	23.014	25.831	1'41.804	266,7	14:37'13.300
5	30.101	22.278	22.798	25.732	1'40.909	275,5	14:38'54.209
6	30.050	22.690	22.862	25.859	1'41.461	274,8	14:40'35.670
7	30.032	22.182	22.951	25.904	1'41.069	282,0	14:42'16.739
8	30.827	24.704	23.628	29.355	1'48.514P	277,6	14:44'05.253
9	9'20.405	23.380	23.769	26.500	10'34.054P	259,0	14:54'39.307
10	30.169	22.234	23.021	25.726	1'41.150	277,6	14:56'20.457
11	29.975	22.303	22.941	25.920	1'41.139	281,3	14:58'01.596
12	30.145	22.288	23.007	25.940	1'41.380	276,9	14:59'42.976
13	30.071	22.376	23.061	26.396	1'41.904	279,1	15:01'24.880
14	30.015	23.320	23.653	28.764	1'45.752P	275,5	15:03'10.632
15	9'29.208	23.463	23.583	26.659	10'42.913P	253,5	15:13'53.545
16	30.313	22.244	22.974	25.959	1'41.490	282,7	15:15'35.035
17	29.995	22.343	22.963	26.022	1'41.323	280,5	15:17'16.358
18	29.980	22.115	22.888	26.020	1'41.003	282,0	15:18'57.361
19	30.080	22.436	23.084	26.466	1'42.066	274,8	15:20'39.427
20	30.110	22.377	22.973	25.956	1'41.416	278,4	15:22'20.843
21	30.098	22.097	22.833	25.764	1'40.792	284,2	15:24'01.635
22	29.972	22.130	22.898	25.809	1'40.809	282,7	15:25'42.444
23	30.034	22.296	22.888	25.962	1'41.180	283,5	15:27'23.624
24	29.960	22.288	24.325	29.393	1'45.966C	277,6	15:29'09.590
25	29.968	22.233	22.792	25.790	1'40.783	279,8	15:30'50.373

22° 94 M. LUSSIANA (1'41.197)							
Lap	Seg.1	Seg.2	Seg.3	Seg.4	Lap Time	km/h	Local Time
1		26.517	23.643	26.963		263,4	14:34'10.888
2	31.104	22.842	23.231	26.639	1'43.816	270,0	14:35'54.704
3	30.428	22.714	23.253	26.326	1'42.721	264,1	14:37'37.425
4	31.093	22.560	23.293	26.417	1'43.363	269,3	14:39'20.788
5	31.873	27.354	29.166	31.776	2'00.169P	268,7	14:41'20.957
6	7'51.898	22.767	23.360	26.444	9'04.469P	272,7	14:50'25.426
7	30.782	22.620	23.329	26.316	1'43.047	276,9	14:52'08.473
8	30.704	22.786	27.799	31.939	1'53.228CP	276,2	14:54'01.701
9	5'50.673	23.501	23.610	26.723	7'04.507P	265,4	15:01'06.208
10	30.530	22.411	22.804	25.989	1'41.734	272,0	15:02'47.942
11	30.212	22.285	22.837	25.974	1'41.308	272,0	15:04'29.250
12	32.315	24.500	24.389	26.045	1'47.249	267,3	15:06'16.499
13	30.056	22.342	22.855	25.944	1'41.197	270,7	15:07'57.696
14	34.393	23.882	23.555	27.496	1'49.326	235,3	15:09'47.022
15	30.166	22.302	23.013	27.619	1'43.100P	277,6	15:11'30.122
16	5'30.951	25.568	23.703	26.546	6'46.768P	268,0	15:18'16.890
17	30.427	22.436	22.857	26.180	1'41.900	272,0	15:19'58.790
18	30.184	22.346	22.692	32.375	1'47.597P	270,0	15:21'46.387

29/09/2017

P = Pits In/Out - C = Lap-Time Cancelled

These data/results cannot be reproduced, stored and/or transmitted in whole or in part by any manner of electronic, mechanical, photocopying, recording, broadcasting or otherwise now known or herein after developed without the previous express consent by the copyright owner, except for reproduction in daily press and regular printed publications on sale to the public within 60 days of the event related to those data/results and always provided that copyright symbol appears together as follows below.

© DORNA WSBK ORGANIZATION Srl 2017