



French Round, 29-30 September - 1 October 2017

World Superbike - Results Free Practice 3rd Session

No.	Rider	Nat	Team	Bike	Time	Gap	Rel.	Laps	Speed	
									Avg	Max
1	1 J. REA	GBR	Kawasaki Racing Team	Kawasaki ZX-10RR	1'55.986			10	136,910	257,8
2	2 L. CAMIER	GBR	MV Agusta Reparto Corse	MV Agusta 1000 F4	1'58.859	2.873	2.873	9	133,600	257,8
3	66 T. SYKES	GBR	Kawasaki Racing Team	Kawasaki ZX-10RR	1'59.462	3.476	0.603	9	132,926	251,7
4	33 M. MELANDRI	ITA	Aruba.it Racing - Ducati	Ducati Panigale R	1'59.588	3.602	0.126	9	132,786	251,2
5	7 C. DAVIES	GBR	Aruba.it Racing - Ducati	Ducati Panigale R	1'59.895	3.909	0.307	11	132,446	251,2
6	36 L. MERCADO	ARG	IODARacing	Aprilia RSV4 RF	2'00.401	4.415	0.506	11	131,889	253,5
7	50 E. LAVERTY	IRL	Milwaukee Aprilia	Aprilia RSV4 RF	2'00.497	4.511	0.096	8	131,784	246,0
8	12 X. FORÉS	ESP	BARNI Racing Team	Ducati Panigale R	2'00.621	4.635	0.124	11	131,649	243,2
9	22 A. LOWES	GBR	Pata Yamaha Official WorldSBK Team	Yamaha YZF R1	2'00.768	4.782	0.147	10	131,488	244,3
10	60 M. VAN DER MARK	NED	Pata Yamaha Official WorldSBK Team	Yamaha YZF R1	2'01.008	5.022	0.240	10	131,228	243,8
11	34 D. GIUGLIANO	ITA	Red Bull Honda World Superbike Team	Honda CBR1000RR	2'02.251	6.265	1.243	10	129,893	246,0
12	40 R. RAMOS	ESP	Team Kawasaki Go Eleven	Kawasaki ZX-10RR	2'02.371	6.385	0.120	11	129,766	250,6
13	94 M. LUSSIANA	FRA	Team ASPI	BMW S 1000 RR	2'02.482	6.496	0.111	9	129,648	242,2
14	84 R. RUSSO	ITA	Pedercini Racing SC-Project	Kawasaki ZX-10RR	2'03.520	7.534	1.038	12	128,559	240,0
15	32 L. SAVADORI	ITA	Milwaukee Aprilia	Aprilia RSV4 RF	2'04.010	8.024	0.490	9	128,051	236,3
16	13 A. WEST	AUS	Kawasaki Puccetti Racing	Kawasaki ZX-10RR	2'04.940	8.954	0.930	8	127,098	238,9
17	81 J. TORRES	ESP	Althea BMW Racing Team	BMW S 1000 RR	2'05.132	9.146	0.192	8	126,903	251,7
18	35 R. DE ROSA	ITA	Althea BMW Racing Team	BMW S 1000 RR	2'05.411	9.425	0.279	9	126,620	242,2
19	37 O. JEZEK	CZE	Grillini Racing Team	Kawasaki ZX-10RR	2'05.613	9.627	0.202	10	126,417	238,9
20	45 J. GAGNE	USA	Red Bull Honda World Superbike Team	Honda CBR1000RR	2'08.195	12.209	2.582	8	123,871	237,4
21	121 A. ANDREOZZI	ITA	Guandalini Racing	Yamaha YZF R1	2'25.745	29.759	17.550	5	108,955	228,3
22	86 A. BADOVINI	ITA	Grillini Racing Team	Kawasaki ZX-10RR				0		200,7

AIR	Humidity:	94%	Temp:	14°C
TRACK	Condition:	Wet	Temp:	17°C

Records	Pole (SP2)	2014	T.Sykes	1'36.366	164,780	Km/h
	Race (RC2)	2016	T.Sykes	1'37.864	162,260	Km/h
	Circuit (SP2)	2014	T.Sykes	1'36.366	164,780	Km/h

Start 30/09/2017 08:45 End 09:17 The results are provisional until the end of the time limit for protests and appeals and the completion of the technical checks.

These data/results cannot be reproduced, stored and/or transmitted in whole or in part by any manner of electronic, mechanical, photocopying, recording, broadcasting or otherwise now known or herein after developed without the previous express consent by the copyright owner, except for reproduction in daily press and regular printed publications on sale to the public within 60 days of the event related to those data/results and always provided that copyright symbol appears together as follows below.

© DORNA WSBK ORGANIZATION Srl 2017



French Round, 29-30 September - 1 October 2017

World Superbike - Results Free Practice 3rd Session

Session Highlights

Local Time	No. Rider	Description
08.45.00		Start
08.45.13		WorldSBK Pit Intervention Time: 45secs
08.51.06	33 M. MELANDRI	Lap Cancelled - Exceeded Track Limits - Turn 11
08.53.13	45 J. GAGNE	Crashed - Turn 7
08.53.25	34 D. GIUGLIANO	Lap Cancelled - Exceeded Track Limits - Turn 11
08.53.39	45 J. GAGNE	Re-joined
08.54.25	1 J. REA	Lap Cancelled - Exceeded Track Limits - Turn 11
08.56.30		RED FLAG
08.56.45	86 A. BADOVINI	Crashed - Turn 16
08.58.17	86 A. BADOVINI	Medical Centre
08.59.21		RED FLAG
09.02.00		Session Restart
09.08.14	121 A. ANDREOZZI	On the Gravel - Re-Joined - Turn 5
09.10.05	60 M. VAN DER MARK	Crashed - Turn 3
09.10.22	60 M. VAN DER MARK	Re-joined
09.12.54		WorldSSP FP3 Pit Lane Will Open at 09:25
09.13.45	81 J. TORRES	Crashed - Turn 13
09.15.24	94 M. LUSSIANA	Crashed - Turn 3
09.16.17	94 M. LUSSIANA	Medical Centre
09.16.58	84 R. RUSSO	Lap Cancelled - Exceeded Track Limits - Turn 11
09.17.01	34 D. GIUGLIANO	Lap Cancelled - Exceeded Track Limits - Turn 11
09.17.50		End Of Session

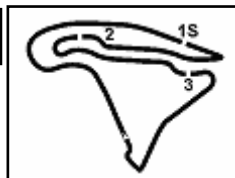
Fastest Laps Sequence

No.	Rider	Nat	Team	Bike	Local Time	Time	Gap	Avg
1	J. REA	GBR	Kawasaki Racing Team	Kawasaki ZX-10RR	08:49'07.745	2'00.254		132,050
1	J. REA	GBR	Kawasaki Racing Team	Kawasaki ZX-10RR	08:51'05.659	1'57.914	-2.340	134,671
1	J. REA	GBR	Kawasaki Racing Team	Kawasaki ZX-10RR	08:53'01.645	1'55.986	-1.928	136,910

Start 30/09/2017 08:45 End 09:17 The results are provisional until the end of the time limit for protests and appeals and the completion of the technical checks.

These data/results cannot be reproduced, stored and/or transmitted in whole or in part by any manner of electronic, mechanical, photocopying, recording, broadcasting or otherwise now known or herein after developed without the previous express consent by the copyright owner, except for reproduction in daily press and regular printed publications on sale to the public within 60 days of the event related to those data/results and always provided that copyright symbol appears together as follows below.

© DORNA WSBK ORGANIZATION Srl 2017



French Round, 29-30 September - 1 October 2017

World Superbike - Best Sector & Speed Free Practice 3rd Session

BEST LAP			
1	1 J. REA	Kawasaki ZX-10RR	1'55.986
2	2 L. CAMIER	MV Agusta 1000 F4	1'58.859
3	66 T. SYKES	Kawasaki ZX-10RR	1'59.462
4	33 M. MELANDRI	Ducati Panigale R	1'59.588
5	7 C. DAVIES	Ducati Panigale R	1'59.895
6	36 L. MERCADO	Aprilia RSV4 RF	2'00.401
7	50 E. LAVERTY	Aprilia RSV4 RF	2'00.497
8	12 X. FORÉS	Ducati Panigale R	2'00.621
9	22 A. LOWES	Yamaha YZF R1	2'00.768
10	60 M. VAN DER MARK	Yamaha YZF R1	2'01.008
11	34 D. GIUGLIANO	Honda CBR1000RR	2'02.251
12	40 R. RAMOS	Kawasaki ZX-10RR	2'02.371
13	94 M. LUSSIANA	BMW S 1000 RR	2'02.482
14	84 R. RUSSO	Kawasaki ZX-10RR	2'03.520
15	32 L. SAVADORI	Aprilia RSV4 RF	2'04.010
16	13 A. WEST	Kawasaki ZX-10RR	2'04.940
17	81 J. TORRES	BMW S 1000 RR	2'05.132
18	35 R. DE ROSA	BMW S 1000 RR	2'05.411
19	37 O. JEZEK	Kawasaki ZX-10RR	2'05.613
20	45 J. GAGNE	Honda CBR1000RR	2'08.195
21	121 A. ANDREOZZI	Yamaha YZF R1	2'25.745
22	86 A. BADOVINI	Kawasaki ZX-10RR	

SPEED			
1	2 L. CAMIER	MV Agusta 1000 F4	257,8
2	1 J. REA	Kawasaki ZX-10RR	257,8
3	36 L. MERCADO	Aprilia RSV4 RF	253,5
4	66 T. SYKES	Kawasaki ZX-10RR	251,7
5	81 J. TORRES	BMW S 1000 RR	251,7
6	7 C. DAVIES	Ducati Panigale R	251,2
7	33 M. MELANDRI	Ducati Panigale R	251,2
8	40 R. RAMOS	Kawasaki ZX-10RR	250,6
9	50 E. LAVERTY	Aprilia RSV4 RF	246,0
10	34 D. GIUGLIANO	Honda CBR1000RR	246,0
11	22 A. LOWES	Yamaha YZF R1	244,3
12	60 M. VAN DER MARK	Yamaha YZF R1	243,8
13	12 X. FORÉS	Ducati Panigale R	243,2
14	35 R. DE ROSA	BMW S 1000 RR	242,2
15	94 M. LUSSIANA	BMW S 1000 RR	242,2
16	84 R. RUSSO	Kawasaki ZX-10RR	240,0
17	13 A. WEST	Kawasaki ZX-10RR	238,9
18	37 O. JEZEK	Kawasaki ZX-10RR	238,9
19	45 J. GAGNE	Honda CBR1000RR	237,4
20	32 L. SAVADORI	Aprilia RSV4 RF	236,3
21	121 A. ANDREOZZI	Yamaha YZF R1	228,3
22	86 A. BADOVINI	Kawasaki ZX-10RR	200,7

SEG. 1			SEG. 2			SEG. 3			SEG. 4		
1	1 J. REA	34.331	1	1 J. REA	25.480	1	1 J. REA	26.699	1	1 J. REA	29.469
2	60 M. VAN DER MARK	35.051	2	2 L. CAMIER	25.776	2	2 L. CAMIER	27.340	2	7 C. DAVIES	29.888
3	7 C. DAVIES	35.168	3	66 T. SYKES	25.963	3	66 T. SYKES	27.651	3	2 L. CAMIER	30.042
4	33 M. MELANDRI	35.271	4	7 C. DAVIES	26.126	4	7 C. DAVIES	27.789	4	12 X. FORÉS	30.046
5	2 L. CAMIER	35.381	5	36 L. MERCADO	26.234	5	50 E. LAVERTY	27.827	5	33 M. MELANDRI	30.058
6	66 T. SYKES	35.501	6	33 M. MELANDRI	26.316	6	36 L. MERCADO	27.847	6	36 L. MERCADO	30.118
7	50 E. LAVERTY	35.508	7	60 M. VAN DER MARK	26.453	7	33 M. MELANDRI	27.943	7	60 M. VAN DER MARK	30.225
8	22 A. LOWES	35.602	8	12 X. FORÉS	26.470	8	12 X. FORÉS	28.035	8	66 T. SYKES	30.243
9	12 X. FORÉS	35.685	9	22 A. LOWES	26.543	9	34 D. GIUGLIANO	28.046	9	50 E. LAVERTY	30.384
10	36 L. MERCADO	35.730	10	50 E. LAVERTY	26.778	10	22 A. LOWES	28.131	10	22 A. LOWES	30.457
11	94 M. LUSSIANA	35.903	11	34 D. GIUGLIANO	26.941	11	60 M. VAN DER MARK	28.134	11	34 D. GIUGLIANO	30.620
12	40 R. RAMOS	36.366	12	40 R. RAMOS	26.953	12	40 R. RAMOS	28.357	12	40 R. RAMOS	30.695
13	34 D. GIUGLIANO	36.514	13	94 M. LUSSIANA	27.007	13	94 M. LUSSIANA	28.427	13	84 R. RUSSO	30.772
14	81 J. TORRES	36.545	14	32 L. SAVADORI	27.025	14	32 L. SAVADORI	28.468	14	94 M. LUSSIANA	31.145
15	35 R. DE ROSA	36.572	15	81 J. TORRES	27.051	15	81 J. TORRES	28.829	15	32 L. SAVADORI	31.467
16	84 R. RUSSO	36.580	16	84 R. RUSSO	27.161	16	13 A. WEST	28.904	16	81 J. TORRES	31.533
17	37 O. JEZEK	36.688	17	35 R. DE ROSA	27.206	17	84 R. RUSSO	29.007	17	37 O. JEZEK	31.792
18	13 A. WEST	36.704	18	13 A. WEST	27.266	18	37 O. JEZEK	29.015	18	35 R. DE ROSA	31.905
19	32 L. SAVADORI	36.715	19	37 O. JEZEK	27.481	19	35 R. DE ROSA	29.029	19	13 A. WEST	31.906
20	45 J. GAGNE	37.100	20	45 J. GAGNE	27.975	20	45 J. GAGNE	29.601	20	45 J. GAGNE	31.949
21	121 A. ANDREOZZI	38.381	21	86 A. BADOVINI	29.213	21	86 A. BADOVINI	30.476	21	121 A. ANDREOZZI	35.512
22	86 A. BADOVINI	39.024	22	121 A. ANDREOZZI	31.489	22	121 A. ANDREOZZI	33.771	22	86 A. BADOVINI	36.319

30/09/2017

These data/results cannot be reproduced, stored and/or transmitted in whole or in part by any manner of electronic, mechanical, photocopying, recording, broadcasting or otherwise now known or herein after developed without the previous express consent by the copyright owner, except for reproduction in daily press and regular printed publications on sale to the public within 60 days of the event related to those data/results and always provided that copyright symbol appears together as follows below.

© DORNA WSBK ORGANIZATION Srl 2017

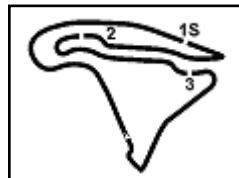
FICR PERUGIA TIMING



Official Tyre Supplier



Official Timekeeper



Magny-Cours 4.411 m

French Round, 29-30 September - 1 October 2017

World Superbike - Ideal Times Free Practice 3rd Session

Rider No.	Nat	Bike	Seg. 1 Diff. 1	Seg. 2 Diff. 2	Seg. 3 Diff. 3	Seg. 4 Diff. 4	Ideal Time			
							Best Lap	Pos.	Diff.	
1	1 J. REA	GBR	Kawasaki ZX-10RR	34.331	25.480 0.007	26.699	29.469	1'55.979 1'55.986	2	0.007
2	2 L. CAMIER	GBR	MV Agusta 1000 F4	35.381	25.776	27.340	30.042 0.320	1'58.539 1'58.859	3	0.320
3	7 C. DAVIES	GBR	Ducati Panigale R	35.168 0.436	26.126 0.343	27.789 0.011	29.888 0.134	1'58.971 1'59.895	6	0.924
4	66 T. SYKES	GBR	Kawasaki ZX-10RR	35.501 0.007	25.963	27.651	30.243 0.097	1'59.358 1'59.462	4	0.104
5	33 M. MELANDRI	ITA	Ducati Panigale R	35.271	26.316	27.943	30.058	1'59.588 1'59.588	5	
6	60 M. VAN DER MARK	NED	Yamaha YZF R1	35.051 0.902	26.453 0.117	28.134 0.126	30.225	1'59.863 2'01.008	11	1.145
7	36 L. MERCADO	ARG	Aprilia RSV4 RF	35.730 0.082	26.234	27.847	30.118 0.390	1'59.929 2'00.401	7	0.472
8	12 X. FORÉS	ESP	Ducati Panigale R	35.685 0.211	26.470 0.174	28.035	30.046	2'00.236 2'00.621	9	0.385
9	50 E. LAVERTY	IRL	Aprilia RSV4 RF	35.508	26.778	27.827	30.384	2'00.497 2'00.497	8	
10	22 A. LOWES	GBR	Yamaha YZF R1	35.602	26.543	28.131	30.457 0.035	2'00.733 2'00.768	10	0.035
11	34 D. GIUGLIANO	ITA	Honda CBR1000RR	36.514 0.127	26.941 0.003	28.046	30.620	2'02.121 2'02.251	12	0.130
12	40 R. RAMOS	ESP	Kawasaki ZX-10RR	36.366	26.953	28.357	30.695	2'02.371 2'02.371	13	
13	94 M. LUSSIANA	FRA	BMW S 1000 RR	35.903	27.007	28.427	31.145	2'02.482 2'02.482	14	
14	84 R. RUSSO	ITA	Kawasaki ZX-10RR	36.580	27.161	29.007	30.772	2'03.520 2'03.520	15	
15	32 L. SAVADORI	ITA	Aprilia RSV4 RF	36.715 0.187	27.025	28.468	31.467 0.148	2'03.675 2'04.010	16	0.335
16	81 J. TORRES	ESP	BMW S 1000 RR	36.545 0.592	27.051 0.012	28.829 0.570	31.533	2'03.958 2'05.132	18	1.174
17	35 R. DE ROSA	ITA	BMW S 1000 RR	36.572 0.630	27.206	29.029 0.069	31.905	2'04.712 2'05.411	19	0.699
18	13 A. WEST	AUS	Kawasaki ZX-10RR	36.704	27.266	28.904 0.160	31.906	2'04.780 2'04.940	17	0.160
19	37 O. JEZEK	CZE	Kawasaki ZX-10RR	36.688 0.274	27.481 0.363	29.015	31.792	2'04.976 2'05.613	20	0.637
20	45 J. GAGNE	USA	Honda CBR1000RR	37.100 0.650	27.975 0.421	29.601	31.949 0.499	2'06.625 2'08.195	21	1.570
21	121 A. ANDREOZZI	ITA	Yamaha YZF R1	38.381 4.924	31.489	33.771 1.668	35.512	2'19.153 2'25.745	22	6.592
Overall Ideal Time				34.331	25.480	26.699	29.469	1'55.979		

30/09/2017

These data/results cannot be reproduced, stored and/or transmitted in whole or in part by any manner of electronic, mechanical, photocopying, recording, broadcasting or otherwise now known or herein after developed without the previous express consent by the copyright owner, except for reproduction in daily press and regular printed publications on sale to the public within 60 days of the event related to those data/results and always provided that copyright symbol appears together as follows below.

© DORNA WSBK ORGANIZATION Srl 2017

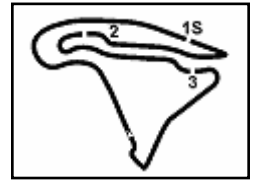
PIRELLI PERUGIA TIMING



Official Tyre Supplier



Official Timekeeper



French Round, 29-30 September - 1 October 2017 World Superbike - Chronological Analysis Free Practice 3rd Session

Magny-Cours 4.411 m

1 / 3

1° 1 J. REA (1'55.986)							
Lap	Seg.1	Seg.2	Seg.3	Seg.4	Lap Time	km/h	Local Time
1		27.957	28.859	31.294		226,4	8:47'07.491
2	35.619	26.622	27.733	30.280	2'00.254	236,3	8:49'07.745
3	34.902	26.255	27.117	29.640	1'57.914	242,2	8:51'05.659
4	34.331	25.487	26.699	29.469	1'55.986	257,1	8:53'01.645
5	34.804	25.480	26.985	34.550	2'01.819CP	257,8	8:55'03.464
6	9'54.787	27.420	28.095	30.606	11'20.908P	242,2	9:06'24.372
7	35.417	26.212	27.463	30.586	1'59.678	252,3	9:08'24.050
8	35.257	26.035	27.118	31.244	1'59.654P	253,5	9:10'23.704
9	1'16.478	26.154	27.951	30.025	2'40.608P	251,2	9:13'04.312
10	34.555	26.076	27.438	30.152	1'58.221	255,9	9:15'02.533
11	34.460	25.828	26.986	29.599	1'56.873	255,3	9:16'59.406

10	35.921	26.957	28.298	30.287	2'01.463	241,6	9:11'36.820
11	35.861	26.478	28.450	30.218	2'01.007	251,2	9:13'37.827
12	35.784	26.397	27.836	29.888	1'59.905	248,8	9:15'37.732

2° 2 L. CAMIER (1'58.859)							
Lap	Seg.1	Seg.2	Seg.3	Seg.4	Lap Time	km/h	Local Time
1		28.929	31.195	32.776		219,1	8:47'46.172
2	38.250	27.651	29.740	31.374	2'07.015	228,3	8:49'53.187
3	36.429	27.080	28.912	32.703	2'05.124P	242,7	8:51'58.311
4	4'45.120	31.198	33.563	42.881	6'32.762CP	225,0	8:58'31.073
5	5'54.177	27.817	29.530	31.467	7'22.991P	242,7	9:05'54.064
6	36.611	26.487	28.447	30.699	2'02.244	247,1	9:07'56.308
7	35.749	25.983	27.738	30.184	1'59.654	252,3	9:09'55.962
8	35.670	26.233	27.750	30.042	1'59.695	257,8	9:11'55.657
9	35.382	26.034	27.385	31.742	2'00.543	252,9	9:13'56.200
10	35.381	25.776	27.340	30.362	1'58.859	257,8	9:15'55.059

6° 36 L. MERCADO (2'00.401)							
Lap	Seg.1	Seg.2	Seg.3	Seg.4	Lap Time	km/h	Local Time
1		30.193	30.447	32.939		188,5	8:47'25.642
2	37.766	27.760	29.792	31.806	2'07.124	213,4	8:49'32.766
3	36.082	27.297	28.771	32.523	2'04.673	218,6	8:51'37.439
4	36.714	26.940	28.455	31.048	2'03.157	230,3	8:53'40.596
5	35.996	26.722	28.542	30.118	2'01.378	232,3	8:55'41.974
6	35.730	26.970	32.221	40.200	2'15.121CP	241,1	8:57'57.095
7	5'56.767	26.729	30.184	31.556	7'25.236P	234,3	9:05'22.331
8	36.402	27.373	29.676	31.118	2'04.569	237,9	9:07'26.900
9	35.820	26.919	28.184	30.489	2'01.412	237,4	9:09'28.312
10	35.812	26.234	27.847	30.508	2'00.401	248,3	9:11'28.713
11	35.993	27.017	32.963	34.656	2'10.629	253,5	9:13'39.342
12	36.995	26.763	28.143	30.219	2'02.120	250,6	9:15'41.462

3° 66 T. SYKES (1'59.462)							
Lap	Seg.1	Seg.2	Seg.3	Seg.4	Lap Time	km/h	Local Time
1		29.262	30.812	32.345		189,8	8:48'26.777
2	36.788	26.914	28.891	31.079	2'03.672	224,5	8:50'30.449
3	36.127	26.343	28.142	30.419	2'01.031	238,9	8:52'31.480
4	35.501	26.158	27.958	30.451	2'00.068	243,8	8:54'31.548
5	36.002	26.480	28.621	37.218	2'08.321CP	238,9	8:56'39.869
6	9'48.659	30.581	29.174	33.863	11'22.277P	207,3	9:08'02.146
7	35.713	26.521	28.599	30.910	2'01.743	251,7	9:10'03.889
8	35.930	26.084	27.886	30.243	2'00.143	250,0	9:12'04.032
9	36.388	27.283	28.637	32.379	2'04.687	229,8	9:14'08.719
10	35.508	25.963	27.651	30.340	1'59.462	250,0	9:16'08.181

7° 50 E. LAVERTY (2'00.497)							
Lap	Seg.1	Seg.2	Seg.3	Seg.4	Lap Time	km/h	Local Time
1		28.825	30.204	33.675		206,9	8:47'13.462
2	37.133	27.922	29.309	31.766	2'06.130	211,8	8:49'19.592
3	36.050	27.653	28.451	30.877	2'03.031	224,5	8:51'22.623
4	35.873	26.936	28.351	33.278	2'04.438P	230,3	8:53'27.061
5	12'28.241	28.221	29.988	32.156	13'58.606P	213,9	9:07'25.667
6	36.623	27.615	28.641	31.162	2'04.041	224,1	9:09'29.708
7	36.180	26.856	28.374	30.840	2'02.250	234,8	9:11'31.958
8	35.865	26.795	28.294	30.641	2'01.595	236,8	9:13'33.553
9	35.508	26.778	27.827	30.384	2'00.497	246,0	9:15'34.050

4° 33 M. MELANDRI (1'59.588)							
Lap	Seg.1	Seg.2	Seg.3	Seg.4	Lap Time	km/h	Local Time
1		31.085	32.623	34.354		177,3	8:47'22.284
2	39.921	28.658	30.221	32.272	2'11.072	212,2	8:49'33.356
3	37.802	28.198	30.473	37.506	2'13.979CP	213,4	8:51'47.335
4	11'06.375	29.366	30.856	32.450	12'39.047P	200,4	9:04'26.382
5	37.951	28.066	29.936	32.239	2'08.192	219,1	9:06'34.574
6	37.360	27.107	28.983	30.543	2'03.993	231,3	9:08'38.567
7	36.524	26.934	28.947	31.061	2'03.466	235,8	9:10'42.033
8	36.413	26.627	28.499	30.798	2'02.337	238,9	9:12'44.370
9	35.982	26.478	28.351	30.160	2'00.971	245,5	9:14'45.341
10	35.271	26.316	27.943	30.058	1'59.588	251,2	9:16'44.929

8° 12 X. FORÉS (2'00.621)							
Lap	Seg.1	Seg.2	Seg.3	Seg.4	Lap Time	km/h	Local Time
1		29.244	30.638	32.714		195,3	8:48'40.989
2	37.216	28.099	29.307	31.528	2'06.150	226,4	8:50'47.139
3	36.832	28.486	28.723	30.744	2'04.785	202,6	8:52'51.924
4	36.675	27.518	28.283	30.354	2'02.830	203,8	8:54'54.754
5	36.051	26.973	28.168	39.929	2'11.121CP	225,0	8:57'05.875
6	6'11.146	27.812	29.677	31.372	7'40.007P	206,9	9:04'45.882
7	36.409	27.383	28.631	30.844	2'03.267	212,2	9:06'49.149
8	36.390	26.769	28.545	30.559	2'02.263	238,9	9:08'51.412
9	36.151	26.806	28.145	30.450	2'01.552	231,8	9:10'52.964
10	35.979	26.470	28.317	30.229	2'00.995	235,3	9:12'53.959
11	35.685	26.644	28.215	30.539	2'01.083	235,8	9:14'55.042
12	35.896	26.644	28.035	30.046	2'00.621	243,2	9:16'55.663

5° 7 C. DAVIES (1'59.895)							
Lap	Seg.1	Seg.2	Seg.3	Seg.4	Lap Time	km/h	Local Time
1		30.532	31.069	33.406		199,3	8:48'31.794
2	37.745	28.177	29.187	31.256	2'06.365	220,0	8:50'38.159
3	36.678	26.882	28.225	30.125	2'01.910	230,3	8:52'40.069
4	35.604	26.469	27.800	30.022	1'59.895	243,2	8:54'39.964
5	35.168	26.126	27.789	32.929	2'02.012C	246,0	8:56'41.976
6	45.428	29.196	29.873	39.863	2'24.360CP	195,3	8:59'06.336
7	4'41.673	27.726	31.909	31.506	6'12.814P	225,5	9:05'19.150
8	37.527	27.316	30.605	37.039	2'12.487	225,5	9:07'31.637
9	36.900	27.598	28.864	30.358	2'03.720	227,8	9:09'35.357

9° 22 A. LOWES (2'00.768)							
Lap	Seg.1	Seg.2	Seg.3	Seg.4	Lap Time	km/h	Local Time
1		37.390	31.691	33.995		190,8	8:48'33.755
2	39.154	29.291	31.196	32.614	2'12.255	208,1	8:50'46.010
3	37.632	28.898	29.810	30.856	2'07.196	216,0	8:52'53.206
4	36.525	28.113	28.979	31.023	2'04.640	215,6	8:54'57.846
5	35.889	27.455	28.555	38.400	2'10.299CP	231,3	8:57'08.145
6	7'59.676	28.997	30.225	32.669	9'31.567P	208,9	9:06'39.712
7	37.534	28.022	29.752	32.068	2'07.376	232,3	9:08'47.088
8	36.551	27.341	29.129	31.504	2'04.525	243,8	9:10'51.613
9	36.186	27.043	28.833	30.945	2'03.007	243,2	9:12'54.620
10	35.731	26.958	28.465	30.457	2'01.611	234,3	9:14'56.231
11	35.602	26.543	28.131	30.492	2'00.768	244,3	9:16'56.999

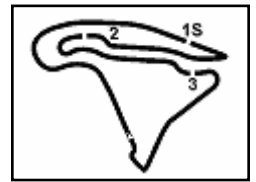
10° 60 M. VAN DER MARK (2'01.008)							
Lap	Seg.1	Seg.2	Seg.3	Seg.4	Lap Time	km/h	Local Time
1		28.727	30.523	32.023		212,2	8:47'34.036
2	36.425	27.587	28.650	30.791	2'03.453	221,8	8:49'37.489

30/09/2017 P = Pits In/Out - C = Lap-Time Cancelled

These data/results cannot be reproduced, stored and/or transmitted in whole or in part by any manner of electronic, mechanical, photocopying, recording, broadcasting or otherwise now known or herein after developed without the previous express consent by the copyright owner, except for reproduction in daily press and regular printed publications on sale to the public within 60 days of the event related to those data/results and always provided that copyright symbol appears together as follows below.

© DORNA WSBK ORGANIZATION Srl 2017





French Round, 29-30 September - 1 October 2017 World Superbike - Chronological Analysis Free Practice 3rd Session

Magny-Cours 4.411 m

2 / 3

3	35.587	26.797	28.991	30.367	2'01.742	231,3	8:51'39.231	11	37.587	27.816	29.097	31.101	2'05.601	238,9	9:13'12.748
4	35.304	26.974	28.724	30.658	2'01.660	238,9	8:53'40.891	12	36.580	27.161	29.007	30.772	2'03.520	230,8	9:15'16.268
5	35.974	26.867	28.361	30.336	2'01.538	231,3	8:55'42.429	13	40.778	33.087	30.990	43.411	2'28.266CP	229,8	9:17'44.534
6	35.051	26.495	30.305	37.279	2'09.130CP	243,8	8:57'51.559								
7	5'58.754	27.307	28.905	31.216	7'26.182P	222,7	9:05'17.741								
8	35.953	26.570	28.260	30.225	2'01.008	243,2	9:07'18.749								
9	35.284	26.453	28.134	32.925	2'02.813	241,6	9:09'21.562								
10	1'24.509	29.151	29.023	33.111	2'55.794P	193,5	9:12'17.356								
11	3'36.912	27.308	29.158	31.384	5'04.762P	238,4	9:17'22.118								

11° 34 D. GIUGLIANO (2'02.251)

Lap	Seg.1	Seg.2	Seg.3	Seg.4	Lap Time	km/h	Local Time
1		30.723	31.322	34.868		171,7	8:47'31.113
2	39.181	28.517	29.768	32.148	2'09.614	212,2	8:49'40.727
3	37.463	27.591	29.229	32.350	2'06.633	226,4	8:51'47.360
4	37.350	27.957	36.053	39.310	2'20.670CP	237,4	8:54'08.030
5	9'18.053	30.192	30.620	32.856	10'51.721P	190,8	9:04'59.751
6	38.025	28.374	30.014	32.100	2'08.513	223,1	9:07'08.264
7	37.281	27.576	29.284	31.477	2'05.618	235,3	9:09'13.882
8	36.849	27.264	28.704	31.145	2'03.962	241,1	9:11'17.844
9	36.514	26.941	28.338	30.845	2'02.638	246,0	9:13'20.482
10	36.641	26.944	28.046	30.620	2'02.251	236,8	9:15'22.733
11	36.635	31.450	34.413	36.750	2'19.248C	237,4	9:17'41.981

12° 40 R. RAMOS (2'02.371)

Lap	Seg.1	Seg.2	Seg.3	Seg.4	Lap Time	km/h	Local Time
1		30.769	31.771	33.570		191,8	8:47'21.297
2	38.020	28.764	29.660	32.479	2'08.923	213,4	8:49'30.220
3	36.905	28.092	29.362	32.597	2'06.956	216,4	8:51'37.176
4	36.928	27.986	28.963	31.389	2'05.266	216,4	8:53'42.442
5	36.646	27.483	28.614	31.208	2'03.951	233,3	8:55'46.393
6	36.999	29.117	32.518	43.233	2'21.867CP	229,3	8:58'08.260
7	6'31.107	28.636	30.775	32.054	8'02.572P	224,5	9:06'10.832
8	37.934	27.516	29.063	31.308	2'05.821	230,8	9:08'16.653
9	36.620	27.225	28.589	31.228	2'03.662	246,6	9:10'20.315
10	36.665	27.008	28.764	30.973	2'03.410	250,6	9:12'23.725
11	36.777	27.871	29.365	32.447	2'06.460	245,5	9:14'30.185
12	36.366	26.953	28.357	30.695	2'02.371	245,5	9:16'32.556

13° 94 M. LUSSIANA (2'02.482)

Lap	Seg.1	Seg.2	Seg.3	Seg.4	Lap Time	km/h	Local Time
1		29.731	31.440	34.204		219,1	8:47'18.563
2	37.890	28.911	29.774	33.342	2'09.917	223,1	8:49'28.480
3	37.457	28.533	29.321	33.204	2'08.515	234,8	8:51'36.995
4	38.457	28.495	31.495	35.830	2'14.277P	216,4	8:53'51.272
5	8'54.013	28.992	30.309	33.366	10'26.680P	226,9	9:04'17.952
6	37.908	29.652	30.148	32.766	2'10.474	230,3	9:06'28.426
7	37.471	28.390	29.958	33.297	2'09.116	223,1	9:08'37.542
8	37.313	28.332	29.289	31.942	2'06.876	225,0	9:10'44.418
9	36.111	27.522	28.870	31.490	2'03.993	230,3	9:12'48.411
10	35.903	27.007	28.427	31.145	2'02.482	242,2	9:14'50.893

14° 84 R. RUSSO (2'03.520)

Lap	Seg.1	Seg.2	Seg.3	Seg.4	Lap Time	km/h	Local Time
1		30.701	31.330	34.317		193,5	8:47'37.851
2	39.825	28.920	30.500	32.103	2'11.348	192,5	8:49'49.199
3	37.907	28.164	29.770	31.383	2'07.224	214,7	8:51'56.423
4	37.626	27.973	30.586	32.764	2'08.949	222,7	8:54'05.372
5	37.555	27.433	29.059	31.371	2'05.418	235,8	8:56'10.790
6	39.746	33.201	35.101	43.133	2'31.181CP	208,5	8:58'41.971
7	4'22.324	28.651	31.578	33.132	5'55.685P	211,4	9:04'37.656
8	38.952	28.703	32.366	33.162	2'13.183	226,9	9:06'50.839
9	37.956	29.731	30.084	32.400	2'10.171	240,0	9:09'01.010
10	37.478	27.629	29.462	31.568	2'06.137	228,8	9:11'07.147

15° 32 L. SAVADORI (2'04.010)

Lap	Seg.1	Seg.2	Seg.3	Seg.4	Lap Time	km/h	Local Time
1		30.753	31.320	33.374		198,5	8:47'51.104
2	38.979	28.361	29.308	32.237	2'08.885	213,4	8:49'59.989
3	37.358	27.841	29.107	31.859	2'06.165	212,6	8:52'06.154
4	36.922	27.470	28.936	32.300	2'05.628	233,3	8:54'11.782
5	41.214	30.105	31.762	38.079	2'21.160CP	195,7	8:56'32.942
6	9'27.462	28.169	29.312	32.540	10'57.483P	214,3	9:07'30.425
7	37.936	27.465	29.447	31.467	2'06.315	236,3	9:09'36.740
8	36.902	27.025	28.468	31.615	2'04.010	231,3	9:11'40.750
9	36.715	27.322	28.588	34.172	2'06.797	228,8	9:13'47.547
10	36.971	27.172	28.614	31.736	2'04.493	233,3	9:15'52.040

16° 13 A. WEST (2'04.940)

Lap	Seg.1	Seg.2	Seg.3	Seg.4	Lap Time	km/h	Local Time
1		30.026	30.641	34.155		180,9	8:47'30.610
2	37.892	28.106	29.267	32.272	2'07.537	215,6	8:49'38.147
3	37.130	27.720	29.385	32.415	2'06.650	207,3	8:51'44.797
4	36.876	27.403	28.904	32.084	2'05.267	233,3	8:53'50.064
5	36.904	27.583	29.436	34.926	2'08.849P	238,9	8:55'58.913
6	9'01.809	28.043	29.230	32.301	10'31.383P	213,9	9:06'30.296
7	36.845	27.609	29.834	32.436	2'06.724	228,3	9:08'37.020
8	36.704	27.266	29.064	31.906	2'04.940	230,3	9:10'41.960
9	36.975	28.642	31.364	33.905	2'10.886P	227,8	9:12'52.846

17° 81 J. TORRES (2'05.132)

Lap	Seg.1	Seg.2	Seg.3	Seg.4	Lap Time	km/h	Local Time
1		32.560	34.881	35.492		165,1	8:49'25.980
2	42.659	30.755	32.534	35.377	2'21.325	207,7	8:51'47.305
3	38.249	28.682	30.276	33.068	2'10.275	213,0	8:53'57.580
4	37.297	27.833	29.647	32.000	2'06.777	234,8	8:56'04.357
5	37.675	32.119	33.454	43.101	2'26.349CP	184,6	8:58'30.706
6	5'10.080	29.694	31.084	33.761	6'44.619P	215,1	9:05'15.325
7	37.890	28.114	29.580	32.827	2'08.411	238,9	9:07'23.736
8	37.242	27.886	31.490	32.442	2'09.060	241,6	9:09'32.796
9	37.137	27.063	29.399	31.533	2'05.132	251,7	9:11'37.928

18° 35 R. DE ROSA (2'05.411)

Lap	Seg.1	Seg.2	Seg.3	Seg.4	Lap Time	km/h	Local Time
1		31.653	32.938	35.386		175,9	8:50'34.762
2	40.476	30.479	31.125	33.510	2'15.590	203,8	8:52'50.352
3	38.319	28.890	30.047	32.398	2'09.654	198,9	8:55'00.006
4	37.859	28.021	29.837	48.897	2'24.614CP	221,3	8:57'24.620
5	7'56.830	29.772	30.847	33.466	9'30.915P	202,6	9:06'55.535
6	38.582	28.380	29.739	32.726	2'09.427	223,6	9:09'04.962
7	37.612	27.920	29.368	32.466	2'07.366	242,2	9:11'12.328
8	37.202	27.206	29.098	31.905	2'05.411	241,6	9:13'17.739
9	36.572	28.060	29.029	32.812	2'06.473	237,9	9:15'24.212
10	36.662	27.962	29.582	32.580	2'06.786	238,4	9:17'30.998

19° 37 O. JEZEK (2'05.613)

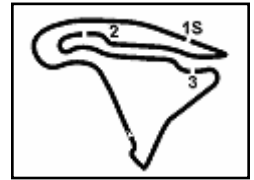
Lap	Seg.1	Seg.2	Seg.3	Seg.4	Lap Time	km/h	Local Time
1		30.929	32.260	34.884		184,9	8:47'43.158
2	39.229	29.294	30.525	35.489	2'14.537P	206,9	8:49'57.695
3	2'11.557	28.465	30.069	32.707	3'42.798P	222,2	8:53'40.493
4	36.962	27.844	29.015	31.792	2'05.613	221,8	8:55'46.106
5	36.688	29.331	32.697	44.672	2'23.388CP	236,3	8:58'09.494
6	5'32.664	29.722	31.559	34.330	7'08.275P	200,4	9:05'17.769
7	39.181	28.966	30.848	33.536	2'12.531	212,6	9:07'30.300
8	38.692	28.284	30.201	32.600	2'09.777	220,4	9:09'40.077

30/09/2017

P = Pits In/Out - C = Lap-Time Cancelled

These data/results cannot be reproduced, stored and/or transmitted in whole or in part by any manner of electronic, mechanical, photocopying, recording, broadcasting or otherwise now known or herein after developed without the previous express consent by the copyright owner, except for reproduction in daily press and regular printed publications on sale to the public within 60 days of the event related to those data/results and always provided that copyright symbol appears together as follows below.

© DORNA WSBK ORGANIZATION Srl 2017



French Round, 29-30 September - 1 October 2017 World Superbike - Chronological Analysis Free Practice 3rd Session

9	37.881	27.727	29.621	32.613	2'07.842	236,3	9:11'47.919
10	37.751	27.842	29.604	34.128	2'09.325	236,3	9:13'57.244
11	37.538	27.481	29.503	32.505	2'07.027	238,9	9:16'04.271

20° 45 J. GAGNE (2'08.195)							
Lap	Seg.1	Seg.2	Seg.3	Seg.4	Lap Time	km/h	Local Time
1		31.001	32.490	35.280		191,5	8:47'38.229
2	38.971	29.041	31.412	32.514	2'11.938	214,3	8:49'50.167
3	37.843	28.454	30.016	31.949	2'08.262	216,9	8:51'58.429
4	37.100	1'02.464	40.302	38.453	2'58.319P	229,8	8:54'56.748
5	12'18.167	32.897	31.716	33.941	13'56.721P	217,3	9:08'53.469
6	38.341	29.625	30.591	32.997	2'11.554	224,1	9:11'05.023
7	37.605	27.975	29.916	33.601	2'09.097	232,8	9:13'14.120
8	37.750	28.396	29.601	32.448	2'08.195	237,4	9:15'22.315
9	37.526	28.396	29.649	33.420	2'08.991	224,5	9:17'31.306

21° 121 A. ANDREOZZI (2'25.745)							
Lap	Seg.1	Seg.2	Seg.3	Seg.4	Lap Time	km/h	Local Time
1		36.132	35.314	40.081		178,2	8:49'57.024
2	6'57.509	36.788	35.709	43.485	8'53.491CP	145,9	8:58'50.515
3	3'58.696	33.393	34.378	37.209	5'43.676P	196,4	9:04'34.191
4	43.305	31.489	35.439	35.512	2'25.745	210,5	9:06'59.936
5	38.381	37.944	36.527	37.458	2'30.310P	228,3	9:09'30.246
6	5'05.937	31.538	33.771	35.697	6'46.943P	201,1	9:16'17.189

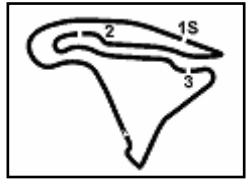
22° 86 A. BADOVINI ()							
Lap	Seg.1	Seg.2	Seg.3	Seg.4	Lap Time	km/h	Local Time
1		31.867	36.441	36.319		182,4	8:54'12.871

30/09/2017

P = Pits In/Out - C = Lap-Time Cancelled

These data/results cannot be reproduced, stored and/or transmitted in whole or in part by any manner of electronic, mechanical, photocopying, recording, broadcasting or otherwise now known or herein after developed without the previous express consent by the copyright owner, except for reproduction in daily press and regular printed publications on sale to the public within 60 days of the event related to those data/results and always provided that copyright symbol appears together as follows below.

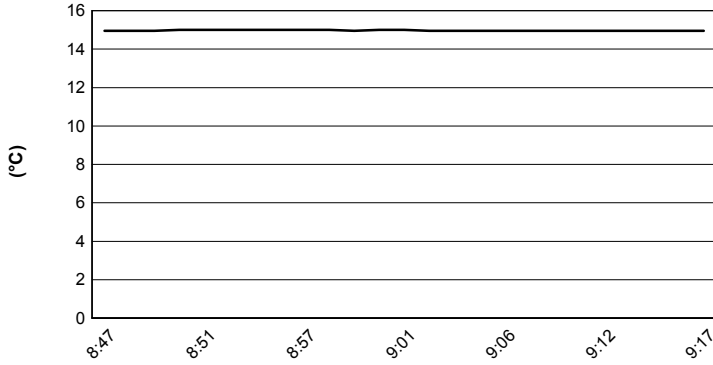
© DORNA WSBK ORGANIZATION Srl 2017



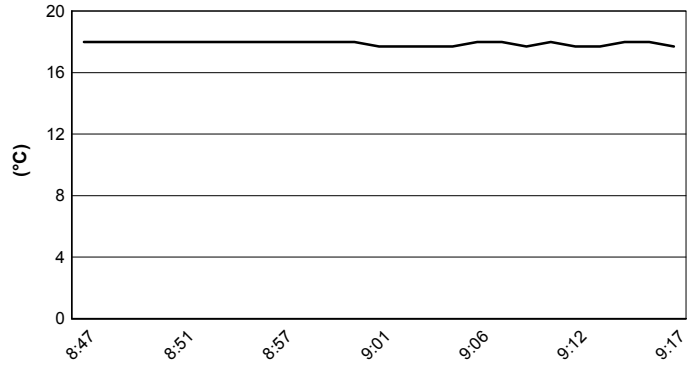
Magny-Cours 4.411 m

French Round, 29-30 September - 1 October 2017
World Superbike - Weather Report Free Practice 3rd Session
 Session started 08:45 - Session ended 9:17

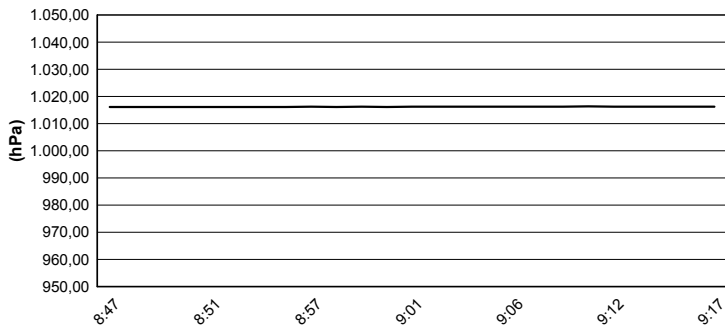
Air Temperature



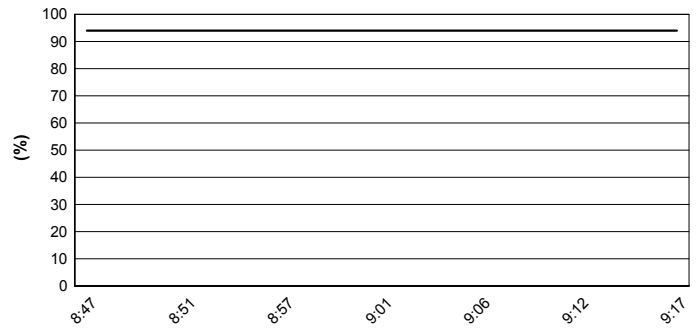
Track Temperature



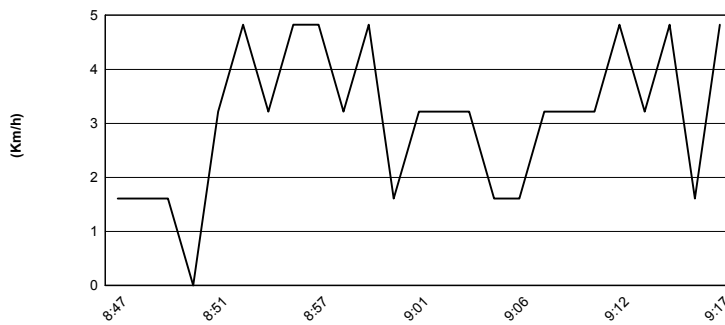
Air Pressure



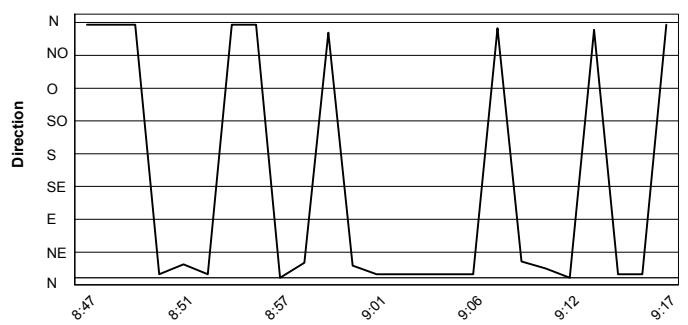
Humidity



Wind Speed



Wind Direction



30/09/2017

These data/results cannot be reproduced, stored and/or transmitted in whole or in part by any manner of electronic, mechanical, photocopying, recording, broadcasting or otherwise now known or herein after developed without the previous express consent by the copyright owner, except for reproduction in daily press and regular printed publications on sale to the public within 60 days of the event related to those data/results and always provided that copyright symbol appears together as follows below.

© DORNA WSBK ORGANIZATION Srl 2017