



French Round, 29-30 September - 1 October 2017

World Superbike - Results Warm Up

Magny-Cours 4.411 m

1 / 2

No.	Rider	Nat	Team	Bike	Time	Gap	Rel.	Laps	Speed	
									Avg	Max
1	1 J. REA	GBR	Kawasaki Racing Team	Kawasaki ZX-10RR	1'37.869			8	162,254	293,5
2	7 C. DAVIES	GBR	Aruba.it Racing - Ducati	Ducati Panigale R	1'38.312	0.443	0.443	8	161,522	291,1
3	22 A. LOWES	GBR	Pata Yamaha Official WorldSBK Team	Yamaha YZF R1	1'38.521	0.652	0.209	8	161,180	293,5
4	66 T. SYKES	GBR	Kawasaki Racing Team	Kawasaki ZX-10RR	1'38.585	0.716	0.064	8	161,075	290,3
5	12 X. FORÉS	ESP	BARNI Racing Team	Ducati Panigale R	1'38.609	0.740	0.024	6	161,036	281,3
6	2 L. CAMIER	GBR	MV Agusta Reparto Corse	MV Agusta 1000 F4	1'38.726	0.857	0.117	8	160,845	287,2
7	60 M. VAN DER MARK	NED	Pata Yamaha Official WorldSBK Team	Yamaha YZF R1	1'38.759	0.890	0.033	8	160,791	288,0
8	81 J. TORRES	ESP	Althea BMW Racing Team	BMW S 1000 RR	1'39.267	1.398	0.508	8	159,969	291,9
9	50 E. LAVERTY	IRL	Milwaukee Aprilia	Aprilia RSV4 RF	1'39.281	1.412	0.014	8	159,946	289,5
10	36 L. MERCADO	ARG	IODARacing	Aprilia RSV4 RF	1'39.417	1.548	0.136	8	159,727	284,2
11	34 D. GIUGLIANO	ITA	Red Bull Honda World Superbike Team	Honda CBR1000RR	1'39.488	1.619	0.071	8	159,613	290,3
12	35 R. DE ROSA	ITA	Althea BMW Racing Team	BMW S 1000 RR	1'39.708	1.839	0.220	8	159,261	283,5
13	40 R. RAMOS	ESP	Team Kawasaki Go Eleven	Kawasaki ZX-10RR	1'39.938	2.069	0.230	8	158,895	282,7
14	86 A. BADOVINI	ITA	Grillini Racing Team	Kawasaki ZX-10RR	1'40.233	2.364	0.295	4	158,427	275,5
15	37 O. JEZEK	CZE	Grillini Racing Team	Kawasaki ZX-10RR	1'40.344	2.475	0.111	8	158,252	277,6
16	84 R. RUSSO	ITA	Pedercini Racing SC-Project	Kawasaki ZX-10RR	1'40.363	2.494	0.019	8	158,222	282,7
17	121 A. ANDREOZZI	ITA	Guandalini Racing	Yamaha YZF R1	1'40.401	2.532	0.038	8	158,162	280,5
18	45 J. GAGNE	USA	Red Bull Honda World Superbike Team	Honda CBR1000RR	1'40.611	2.742	0.210	8	157,832	281,3
19	32 L. SAVADORI	ITA	Milwaukee Aprilia	Aprilia RSV4 RF	1'40.968	3.099	0.357	4	157,274	283,5
20	13 A. WEST	AUS	Kawasaki Puccetti Racing	Kawasaki ZX-10RR	1'41.158	3.289	0.190	8	156,978	284,2
21	33 M. MELANDRI	ITA	Aruba.it Racing - Ducati	Ducati Panigale R				0		

AIR	Humidity:	90%	Temp:	11°C
TRACK	Condition:	Dry	Temp:	15°C

Records	Pole (SP2)	2014 T.Sykes	1'36.366	164,780	Km/h
	Race (RC2)	2016 T.Sykes	1'37.864	162,260	Km/h
	Circuit (SP2)	2014 T.Sykes	1'36.366	164,780	Km/h

Start 01/10/2017 09:30 End 09:47 The results are provisional until the end of the time limit for protests and appeals and the completion of the technical checks.

These data/results cannot be reproduced, stored and/or transmitted in whole or in part by any manner of electronic, mechanical, photocopying, recording, broadcasting or otherwise now known or herein after developed without the previous express consent by the copyright owner, except for reproduction in daily press and regular printed publications on sale to the public within 60 days of the event related to those data/results and always provided that copyright symbol appears together as follows below.

© DORNA WSBK ORGANIZATION Srl 2017



French Round, 29-30 September - 1 October 2017

World Superbike - Results Warm Up

Session Highlights

Local Time	No. Rider	Description
09.30.00		Start
09.31.19	33 M. MELANDRI	Technical Problem - Turn 5
09.34.44	2 L. CAMIER	Lap Cancelled - Exceeded Track Limits - Turn 1
09.36.49	45 J. GAGNE	On the Gravel - Re-Joined - Turn 2
09.37.24	32 L. SAVADORI	Crashed - Turn 13
09.37.54	32 L. SAVADORI	Re-joined
09.40.52	32 L. SAVADORI	Lap Cancelled - Exceeded Track Limits - Turn 6
09.41.06	40 R. RAMOS	Lap Cancelled - Exceeded Track Limits - Turn 6
09.43.12	34 D. GIUGLIANO	Lap Cancelled - Exceeded Track Limits - Turn 6
09.43.16	32 L. SAVADORI	Crashed - Turn 7
09.44.33	33 M. MELANDRI	Technical Problem
09.47.08		End Of Session

Fastest Laps Sequence

No.	Rider	Nat	Team	Bike	Local Time	Time	Gap	Avg
1	J. REA	GBR	Kawasaki Racing Team	Kawasaki ZX-10RR	09:33'26.641	1'39.406		159,745
1	J. REA	GBR	Kawasaki Racing Team	Kawasaki ZX-10RR	09:35'05.778	1'39.137	-0.269	160,178
7	C. DAVIES	GBR	Aruba.it Racing - Ducati	Ducati Panigale R	09:35'46.668	1'38.392	-0.745	161,391
7	C. DAVIES	GBR	Aruba.it Racing - Ducati	Ducati Panigale R	09:39'03.638	1'38.385	-0.007	161,403
7	C. DAVIES	GBR	Aruba.it Racing - Ducati	Ducati Panigale R	09:42'20.730	1'38.312	-0.073	161,522
1	J. REA	GBR	Kawasaki Racing Team	Kawasaki ZX-10RR	09:42'30.048	1'37.974	-0.338	162,080
1	J. REA	GBR	Kawasaki Racing Team	Kawasaki ZX-10RR	09:45'50.090	1'37.869	-0.105	162,254

Start 09:30 End 09:47 The results are provisional until the end of the time limit for protests and appeals and the completion of the technical checks.

These data/results cannot be reproduced, stored and/or transmitted in whole or in part by any manner of electronic, mechanical, photocopying, recording, broadcasting or otherwise now known or herein after developed without the previous express consent by the copyright owner, except for reproduction in daily press and regular printed publications on sale to the public within 60 days of the event related to those data/results and always provided that copyright symbol appears together as follows below.

© DORNA WSBK ORGANIZATION Srl 2017

French Round, 29-30 September - 1 October 2017

World Superbike - Best Sector & Speed Warm Up

Magny-Cours 4.411 m

BEST LAP			
1	1 J. REA	Kawasaki ZX-10RR	1'37.869
2	7 C. DAVIES	Ducati Panigale R	1'38.312
3	22 A. LOWES	Yamaha YZF R1	1'38.521
4	66 T. SYKES	Kawasaki ZX-10RR	1'38.585
5	12 X. FORÉS	Ducati Panigale R	1'38.609
6	2 L. CAMIER	MV Agusta 1000 F4	1'38.726
7	60 M. VAN DER MARK	Yamaha YZF R1	1'38.759
8	81 J. TORRES	BMW S 1000 RR	1'39.267
9	50 E. LAVERTY	Aprilia RSV4 RF	1'39.281
10	36 L. MERCADO	Aprilia RSV4 RF	1'39.417
11	34 D. GIUGLIANO	Honda CBR1000RR	1'39.488
12	35 R. DE ROSA	BMW S 1000 RR	1'39.708
13	40 R. RAMOS	Kawasaki ZX-10RR	1'39.938
14	86 A. BADOVINI	Kawasaki ZX-10RR	1'40.233
15	37 O. JEZEK	Kawasaki ZX-10RR	1'40.344
16	84 R. RUSSO	Kawasaki ZX-10RR	1'40.363
17	121 A. ANDREOZZI	Yamaha YZF R1	1'40.401
18	45 J. GAGNE	Honda CBR1000RR	1'40.611
19	32 L. SAVADORI	Aprilia RSV4 RF	1'40.968
20	13 A. WEST	Kawasaki ZX-10RR	1'41.158
21	33 M. MELANDRI	Ducati Panigale R	

SPEED			
1	1 J. REA	Kawasaki ZX-10RR	293,5
2	22 A. LOWES	Yamaha YZF R1	293,5
3	81 J. TORRES	BMW S 1000 RR	291,9
4	7 C. DAVIES	Ducati Panigale R	291,1
5	34 D. GIUGLIANO	Honda CBR1000RR	290,3
6	66 T. SYKES	Kawasaki ZX-10RR	290,3
7	50 E. LAVERTY	Aprilia RSV4 RF	289,5
8	60 M. VAN DER MARK	Yamaha YZF R1	288,0
9	2 L. CAMIER	MV Agusta 1000 F4	287,2
10	36 L. MERCADO	Aprilia RSV4 RF	284,2
11	13 A. WEST	Kawasaki ZX-10RR	284,2
12	32 L. SAVADORI	Aprilia RSV4 RF	283,5
13	35 R. DE ROSA	BMW S 1000 RR	283,5
14	84 R. RUSSO	Kawasaki ZX-10RR	282,7
15	40 R. RAMOS	Kawasaki ZX-10RR	282,7
16	12 X. FORÉS	Ducati Panigale R	281,3
17	45 J. GAGNE	Honda CBR1000RR	281,3
18	121 A. ANDREOZZI	Yamaha YZF R1	280,5
19	37 O. JEZEK	Kawasaki ZX-10RR	277,6
20	86 A. BADOVINI	Kawasaki ZX-10RR	275,5

SEG. 1			SEG. 2			SEG. 3			SEG. 4		
1	1 J. REA	29.276	1	7 C. DAVIES	21.379	1	1 J. REA	22.082	1	1 J. REA	24.895
2	22 A. LOWES	29.292	2	2 L. CAMIER	21.496	2	7 C. DAVIES	22.218	2	7 C. DAVIES	24.974
3	60 M. VAN DER MARK	29.341	3	66 T. SYKES	21.521	3	66 T. SYKES	22.277	3	22 A. LOWES	24.992
4	7 C. DAVIES	29.357	4	22 A. LOWES	21.568	4	2 L. CAMIER	22.302	4	66 T. SYKES	25.022
5	12 X. FORÉS	29.396	5	1 J. REA	21.568	5	81 J. TORRES	22.343	5	2 L. CAMIER	25.079
6	35 R. DE ROSA	29.507	6	12 X. FORÉS	21.678	6	12 X. FORÉS	22.348	6	12 X. FORÉS	25.095
7	36 L. MERCADO	29.550	7	81 J. TORRES	21.706	7	60 M. VAN DER MARK	22.417	7	60 M. VAN DER MARK	25.179
8	81 J. TORRES	29.557	8	60 M. VAN DER MARK	21.726	8	22 A. LOWES	22.432	8	50 E. LAVERTY	25.287
9	66 T. SYKES	29.620	9	50 E. LAVERTY	21.781	9	50 E. LAVERTY	22.442	9	34 D. GIUGLIANO	25.308
10	32 L. SAVADORI	29.624	10	35 R. DE ROSA	21.833	10	34 D. GIUGLIANO	22.479	10	36 L. MERCADO	25.327
11	2 L. CAMIER	29.642	11	40 R. RAMOS	21.854	11	36 L. MERCADO	22.487	11	81 J. TORRES	25.335
12	50 E. LAVERTY	29.672	12	34 D. GIUGLIANO	21.857	12	32 L. SAVADORI	22.523	12	84 R. RUSSO	25.388
13	34 D. GIUGLIANO	29.773	13	32 L. SAVADORI	21.864	13	84 R. RUSSO	22.581	13	37 O. JEZEK	25.392
14	84 R. RUSSO	29.831	14	86 A. BADOVINI	21.903	14	40 R. RAMOS	22.628	14	40 R. RAMOS	25.399
15	86 A. BADOVINI	29.847	15	36 L. MERCADO	21.904	15	35 R. DE ROSA	22.673	15	35 R. DE ROSA	25.465
16	37 O. JEZEK	29.879	16	84 R. RUSSO	22.012	16	86 A. BADOVINI	22.685	16	121 A. ANDREOZZI	25.497
17	45 J. GAGNE	29.937	17	37 O. JEZEK	22.016	17	37 O. JEZEK	22.714	17	32 L. SAVADORI	25.534
18	121 A. ANDREOZZI	29.951	18	121 A. ANDREOZZI	22.050	18	45 J. GAGNE	22.780	18	86 A. BADOVINI	25.580
19	40 R. RAMOS	29.958	19	13 A. WEST	22.130	19	121 A. ANDREOZZI	22.799	19	13 A. WEST	25.604
20	13 A. WEST	30.173	20	45 J. GAGNE	22.132	20	13 A. WEST	22.901	20	45 J. GAGNE	25.740

01/10/2017

These data/results cannot be reproduced, stored and/or transmitted in whole or in part by any manner of electronic, mechanical, photocopying, recording, broadcasting or otherwise now known or herein after developed without the previous express consent by the copyright owner, except for reproduction in daily press and regular printed publications on sale to the public within 60 days of the event related to those data/results and always provided that copyright symbol appears together as follows below.

© DORNA WSBK ORGANIZATION Srl 2017

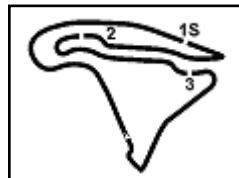
FICR PERUGIA TIMING



Official Tyre Supplier



Official Timekeeper



Magny-Cours 4.411 m

French Round, 29-30 September - 1 October 2017

World Superbike - Ideal Times Warm Up

Rider No.	Nat	Bike	Seg. 1 Diff. 1	Seg. 2 Diff. 2	Seg. 3 Diff. 3	Seg. 4 Diff. 4	Ideal Time			
							Best Lap	Pos.	Diff.	
1	1 J. REA	GBR	Kawasaki ZX-10RR	29.276	21.568	22.082 0.048	24.895	1'37.821 1'37.869	2	0.048
2	7 C. DAVIES	GBR	Ducati Panigale R	29.357 0.232	21.379 0.005	22.218	24.974 0.147	1'37.928 1'38.312	3	0.384
3	22 A. LOWES	GBR	Yamaha YZF R1	29.292 0.162	21.568	22.432	24.992 0.075	1'38.284 1'38.521	4	0.237
4	66 T. SYKES	GBR	Kawasaki ZX-10RR	29.620	21.521 0.088	22.277 0.057	25.022	1'38.440 1'38.585	5	0.145
5	12 X. FORÉS	ESP	Ducati Panigale R	29.396	21.678	22.348 0.092	25.095	1'38.517 1'38.609	6	0.092
6	2 L. CAMIER	GBR	MV Agusta 1000 F4	29.642 0.026	21.496 0.045	22.302	25.079 0.136	1'38.519 1'38.726	7	0.207
7	60 M. VAN DER MARK	NED	Yamaha YZF R1	29.341 0.038	21.726 0.025	22.417 0.033	25.179	1'38.663 1'38.759	8	0.096
8	81 J. TORRES	ESP	BMW S 1000 RR	29.557 0.086	21.706 0.189	22.343	25.335 0.051	1'38.941 1'39.267	9	0.326
9	50 E. LAVERTY	IRL	Aprilia RSV4 RF	29.672	21.781 0.093	22.442 0.003	25.287 0.003	1'39.182 1'39.281	10	0.099
10	36 L. MERCADO	ARG	Aprilia RSV4 RF	29.550 0.039	21.904 0.110	22.487	25.327	1'39.268 1'39.417	11	0.149
11	34 D. GIUGLIANO	ITA	Honda CBR1000RR	29.773	21.857 0.029	22.479	25.308 0.042	1'39.417 1'39.488	12	0.071
12	35 R. DE ROSA	ITA	BMW S 1000 RR	29.507	21.833	22.673	25.465 0.230	1'39.478 1'39.708	13	0.230
13	32 L. SAVADORI	ITA	Aprilia RSV4 RF	29.624 0.766	21.864 0.303	22.523 0.354	25.534	1'39.545 1'40.968	20	1.423
14	84 R. RUSSO	ITA	Kawasaki ZX-10RR	29.831 0.212	22.012	22.581 0.339	25.388	1'39.812 1'40.363	17	0.551
15	40 R. RAMOS	ESP	Kawasaki ZX-10RR	29.958	21.854 0.099	22.628	25.399	1'39.839 1'39.938	14	0.099
16	37 O. JEZEK	CZE	Kawasaki ZX-10RR	29.879 0.062	22.016	22.714 0.148	25.392 0.133	1'40.001 1'40.344	16	0.343
17	86 A. BADOVINI	ITA	Kawasaki ZX-10RR	29.847	21.903	22.685	25.580 0.218	1'40.015 1'40.233	15	0.218
18	121 A. ANDREOZZI	ITA	Yamaha YZF R1	29.951	22.050 0.094	22.799	25.497 0.010	1'40.297 1'40.401	18	0.104
19	45 J. GAGNE	USA	Honda CBR1000RR	29.937	22.132	22.780 0.022	25.740	1'40.589 1'40.611	19	0.022
20	13 A. WEST	AUS	Kawasaki ZX-10RR	30.173 0.095	22.130 0.255	22.901	25.604	1'40.808 1'41.158	21	0.350
Overall Ideal Time				29.276	21.379	22.082	24.895	1'37.632		

01/10/2017

These data/results cannot be reproduced, stored and/or transmitted in whole or in part by any manner of electronic, mechanical, photocopying, recording, broadcasting or otherwise now known or herein after developed without the previous express consent by the copyright owner, except for reproduction in daily press and regular printed publications on sale to the public within 60 days of the event related to those data/results and always provided that copyright symbol appears together as follows below.

© DORNA WSBK ORGANIZATION Srl 2017

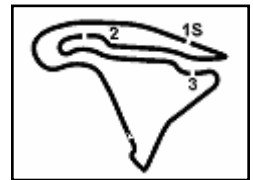
FIKR PERUGIA TIMING



Official Tyre Supplier



Official Timekeeper



French Round, 29-30 September - 1 October 2017

World Superbike - Chronological Analysis Warm Up

Magny-Cours 4.411 m

1 / 2

1° 1 J. REA (1'37.869)							
Lap	Seg.1	Seg.2	Seg.3	Seg.4	Lap Time	km/h	Local Time
1		23.758	23.302	26.146		251,2	9:31'47.235
2	29.875	21.795	22.478	25.258	1'39.406	285,0	9:33'26.641
3	29.642	22.000	22.341	25.154	1'39.137	288,0	9:35'05.778
4	29.668	21.783	22.361	25.015	1'38.827	288,0	9:36'44.605
5	30.206	22.253	22.882	27.119	1'42.460P	282,7	9:38'27.065
6	1'14.580	22.491	22.536	25.402	2'25.009P	272,7	9:40'52.074
7	29.370	21.579	22.082	24.943	1'37.974	289,5	9:42'30.048
8	29.368	22.770	23.981	26.054	1'42.173	293,5	9:44'12.221
9	29.276	21.568	22.130	24.895	1'37.869	288,8	9:45'50.090

2° 7 C. DAVIES (1'38.312)							
Lap	Seg.1	Seg.2	Seg.3	Seg.4	Lap Time	km/h	Local Time
1		24.722	24.058	31.531		234,3	9:32'26.876
2	30.090	22.520	22.911	25.879	1'41.400	273,4	9:34'08.276
3	29.357	21.379	22.362	25.294	1'38.392	289,5	9:35'46.668
4	29.581	21.505	22.379	25.120	1'38.585	288,8	9:37'25.253
5	29.457	21.579	22.292	25.057	1'38.385	285,7	9:39'03.638
6	29.527	21.772	22.421	25.060	1'38.780	289,5	9:40'42.418
7	29.589	21.384	22.218	25.121	1'38.312	291,1	9:42'20.730
8	29.774	21.868	22.349	25.221	1'39.212	291,1	9:43'59.942
9	29.522	21.666	22.272	24.974	1'38.434	290,3	9:45'38.376

3° 22 A. LOWES (1'38.521)							
Lap	Seg.1	Seg.2	Seg.3	Seg.4	Lap Time	km/h	Local Time
1		25.205	24.851	26.158		232,3	9:32'24.780
2	30.108	22.422	22.912	25.093	1'40.535	269,3	9:34'05.315
3	29.623	21.961	22.609	25.189	1'39.382	264,1	9:35'44.697
4	29.603	21.790	22.603	25.243	1'39.239	286,5	9:37'23.936
5	29.648	21.572	22.539	24.992	1'38.751	287,2	9:39'02.687
6	29.471	25.878	22.891	25.334	1'43.574	293,5	9:40'46.261
7	29.581	21.749	22.447	25.097	1'38.874	279,8	9:42'25.135
8	29.292	21.900	22.460	25.027	1'38.679	288,8	9:44'03.814
9	29.454	21.568	22.432	25.067	1'38.521	284,2	9:45'42.335

4° 66 T. SYKES (1'38.585)							
Lap	Seg.1	Seg.2	Seg.3	Seg.4	Lap Time	km/h	Local Time
1		29.041	24.093	32.213		212,6	9:32'34.702
2	30.500	22.005	22.597	25.407	1'40.509	280,5	9:34'15.211
3	29.884	21.933	22.398	25.232	1'39.447	283,5	9:35'54.658
4	29.835	21.774	22.392	25.217	1'39.218	288,0	9:37'33.876
5	29.812	22.515	23.334	29.104	1'44.765	276,9	9:39'18.641
6	29.729	21.699	22.277	25.071	1'38.776	287,2	9:40'57.417
7	29.641	21.521	22.378	25.173	1'38.713	288,8	9:42'36.130
8	29.701	22.390	23.498	26.278	1'41.867	290,3	9:44'17.997
9	29.620	21.609	22.334	25.022	1'38.585	288,8	9:45'56.582

5° 12 X. FORÉS (1'38.609)							
Lap	Seg.1	Seg.2	Seg.3	Seg.4	Lap Time	km/h	Local Time
1		25.769	24.295	30.060		246,0	9:32'21.173
2	3'27.124	22.502	23.039	29.379	4'42.044P	257,1	9:37'03.217
3	29.802	21.993	22.630	25.738	1'40.163	268,0	9:38'43.380
4	29.626	21.719	22.487	25.310	1'39.142	281,3	9:40'22.522
5	29.543	21.774	22.348	25.213	1'38.878	275,5	9:42'01.400
6	29.455	21.913	22.436	25.357	1'39.161	274,8	9:43'40.561
7	29.396	21.678	22.440	25.095	1'38.609	280,5	9:45'19.170

6° 2 L. CAMIER (1'38.726)							
Lap	Seg.1	Seg.2	Seg.3	Seg.4	Lap Time	km/h	Local Time
1		24.848	25.054	26.267		206,9	9:32'01.366
2	30.088	22.056	22.654	25.989	1'40.787	278,4	9:33'42.153
3	29.711	21.992	23.882	25.471	1'41.056	274,8	9:35'23.209
4	29.729	21.496	22.392	25.224	1'38.841	285,7	9:37'02.050

5	29.706	21.709	22.480	25.363	1'39.258	283,5	9:38'41.308
6	29.668	21.541	22.302	25.215	1'38.726	287,2	9:40'20.034
7	29.642	21.529	22.485	25.079	1'38.735	287,2	9:41'58.769
8	29.881	22.940	22.625	25.154	1'40.600	285,7	9:43'39.369
9	29.725	21.745	22.397	25.115	1'38.982	285,7	9:45'18.351

7° 60 M. VAN DER MARK (1'38.759)							
Lap	Seg.1	Seg.2	Seg.3	Seg.4	Lap Time	km/h	Local Time
1		24.470	24.006	26.576		225,0	9:32'00.341
2	30.082	22.656	22.893	25.828	1'41.459	269,3	9:33'41.800
3	29.752	22.090	22.828	25.527	1'40.197	280,5	9:35'21.997
4	29.581	21.981	22.617	25.475	1'39.654	285,7	9:37'01.651
5	29.553	21.856	22.703	25.955	1'40.067	288,0	9:38'41.718
6	29.341	21.847	22.456	25.300	1'38.944	282,7	9:40'20.662
7	29.379	21.751	22.450	25.179	1'38.759	286,5	9:41'59.421
8	29.393	21.809	22.453	25.274	1'38.929	283,5	9:43'38.350
9	29.507	21.726	22.417	25.239	1'38.889	288,0	9:45'17.239

8° 81 J. TORRES (1'39.267)							
Lap	Seg.1	Seg.2	Seg.3	Seg.4	Lap Time	km/h	Local Time
1		26.716	25.179	27.312		201,5	9:32'40.513
2	30.779	23.136	23.230	25.727	1'42.872	251,2	9:34'23.385
3	29.751	22.016	22.642	25.410	1'39.819	278,4	9:36'03.204
4	29.747	21.883	22.486	25.438	1'39.554	285,7	9:37'42.758
5	29.557	21.706	22.440	26.338	1'40.041	290,3	9:39'22.799
6	29.570	21.958	22.489	25.433	1'39.450	291,9	9:41'02.249
7	29.643	21.895	22.343	25.386	1'39.267	285,7	9:42'41.516
8	29.695	22.159	22.904	25.335	1'40.093	289,5	9:44'21.609
9	29.613	26.663	23.135	26.087	1'45.498	291,9	9:46'07.107

9° 50 E. LAVERTY (1'39.281)							
Lap	Seg.1	Seg.2	Seg.3	Seg.4	Lap Time	km/h	Local Time
1		24.868	24.993	27.887		224,5	9:31'52.436
2	30.545	22.918	23.280	25.792	1'42.535	257,1	9:33'34.971
3	29.899	22.150	22.994	25.410	1'40.453	282,7	9:35'15.424
4	29.965	22.026	22.758	25.485	1'40.234	285,0	9:36'55.658
5	29.818	21.847	22.770	25.557	1'39.992	289,5	9:38'35.650
6	29.810	21.847	22.692	25.393	1'39.742	286,5	9:40'15.392
7	29.773	21.781	22.561	25.294	1'39.409	288,0	9:41'54.801
8	29.672	21.874	22.445	25.290	1'39.281	288,8	9:43'34.082
9	29.763	21.893	22.442	25.287	1'39.385	288,0	9:45'13.467

10° 36 L. MERCADO (1'39.417)							
Lap	Seg.1	Seg.2	Seg.3	Seg.4	Lap Time	km/h	Local Time
1		26.528	28.262	28.232		224,5	9:32'05.313
2	31.225	24.001	23.324	26.307	1'44.857	268,7	9:33'50.170
3	29.857	22.351	22.939	25.409	1'40.556	274,8	9:35'30.726
4	29.848	22.169	22.675	25.587	1'40.279	272,0	9:37'11.005
5	29.635	21.928	22.650	25.431	1'39.644	280,5	9:38'50.649
6	29.843	25.597	28.855	32.365	1'56.660	284,2	9:40'47.309
7	29.801	22.090	22.622	25.379	1'39.892	279,8	9:42'27.201
8	29.589	22.014	22.487	25.327	1'39.417	281,3	9:44'06.618
9	29.550	21.904	22.575	25.402	1'39.431	282,0	9:45'46.049

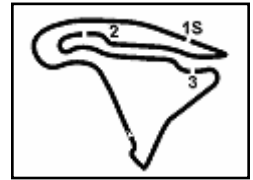
11° 34 D. GIUGLIANO (1'39.488)							
Lap	Seg.1	Seg.2	Seg.3	Seg.4	Lap Time	km/h	Local Time
1		25.230	25.443	26.288		238,4	9:32'06.133
2	30.440	22.235	22.897	26.596	1'42.168	277,6	9:33'48.301
3	30.208	22.220	22.703	25.469	1'40.600	281,3	9:35'28.901
4	29.990	22.170	22.749	25.570	1'40.479	285,0	9:37'09.380
5	30.024	21.927	22.643	25.430	1'40.024	290,3	9:38'49.404
6	35.890	29.200	23.322	25.308	1'53.720	206,5	9:40'43.124
7	29.773	21.886	22.479	25.350	1'39.488	288,0	9:42'22.612
8	29.917	23.105	30.075	26.888	1'49.985C	289,5	9:44'12.597

01/10/2017

P = Pits In/Out - C = Lap-Time Cancelled

These data/results cannot be reproduced, stored and/or transmitted in whole or in part by any manner of electronic, mechanical, photocopying, recording, broadcasting or otherwise now known or herein after developed without the previous express consent by the copyright owner, except for reproduction in daily press and regular printed publications on sale to the public within 60 days of the event related to those data/results and always provided that copyright symbol appears together as follows below.

© DORNA WSBK ORGANIZATION Srl 2017



French Round, 29-30 September - 1 October 2017 World Superbike - Chronological Analysis Warm Up

Magny-Cours 4.411 m

2 / 2

Lap	Seg.1	Seg.2	Seg.3	Seg.4	Lap Time	km/h	Local Time
9	29.776	21.857	22.508	25.608	1'39.749	288,0	9:45'52.346
12° 35 R. DE ROSA (1'39.708)							
1		24.702	25.262	26.741		220,9	9:32'02.333
2	29.879	22.504	23.003	25.954	1'41.340	268,7	9:33'43.673
3	29.658	22.264	22.982	25.577	1'40.481	262,1	9:35'24.154
4	29.561	21.943	22.739	25.491	1'39.734	278,4	9:37'03.888
5	29.708	21.981	22.856	25.465	1'40.010	279,8	9:38'43.898
6	29.507	21.833	22.673	25.695	1'39.708	281,3	9:40'23.606
7	29.600	26.392	29.094	35.127	2'00.213	283,5	9:42'23.819
8	29.938	23.393	24.959	25.738	1'44.028	283,5	9:44'07.847
9	29.557	21.969	22.704	25.493	1'39.723	282,7	9:45'47.570

Lap	Seg.1	Seg.2	Seg.3	Seg.4	Lap Time	km/h	Local Time
13° 40 R. RAMOS (1'39.938)							
1		23.395	23.591	27.831		250,0	9:31'52.706
2	30.730	22.615	23.281	25.956	1'42.582	265,4	9:33'35.288
3	30.124	21.952	22.772	25.689	1'40.537	276,2	9:35'15.825
4	30.073	21.934	22.735	25.477	1'40.219	276,9	9:36'56.044
5	29.958	21.953	22.628	25.399	1'39.938	274,1	9:38'35.982
6	30.129	21.854	22.661	25.410	1'40.054	282,0	9:40'16.036
7	30.095	25.301	30.099	28.868	1'54.363C	282,7	9:42'10.399
8	32.207	23.597	23.182	25.551	1'44.537	280,5	9:43'54.936
9	30.259	22.433	22.781	25.438	1'40.911	282,7	9:45'35.847

Lap	Seg.1	Seg.2	Seg.3	Seg.4	Lap Time	km/h	Local Time
14° 86 A. BADOVINI (1'40.233)							
1		25.122	27.541	28.744		218,6	9:32'26.017
2	30.648	22.482	22.998	25.636	1'41.764	267,3	9:34'07.781
3	30.027	21.939	22.901	25.580	1'40.447	266,0	9:35'48.228
4	29.847	21.903	22.685	25.798	1'40.233	275,5	9:37'28.461
5	32.107	27.274	26.101	31.756	1'57.238P	237,9	9:39'25.699

Lap	Seg.1	Seg.2	Seg.3	Seg.4	Lap Time	km/h	Local Time
15° 37 O. JEZEK (1'40.344)							
1		26.113	25.172	26.670		204,2	9:32'01.667
2	30.228	22.608	22.924	25.801	1'41.561	256,5	9:33'43.228
3	29.879	22.334	22.931	25.448	1'40.592	263,4	9:35'23.820
4	29.880	22.244	22.714	25.571	1'40.409	273,4	9:37'04.229
5	29.910	22.158	22.821	25.530	1'40.419	276,2	9:38'44.648
6	29.941	22.016	22.862	25.525	1'40.344	277,6	9:40'24.992
7	30.347	22.346	22.929	25.796	1'41.418	274,1	9:42'06.410
8	30.334	22.907	25.624	25.774	1'44.639	273,4	9:43'51.049
9	30.164	22.042	22.916	25.392	1'40.514	275,5	9:45'31.563

Lap	Seg.1	Seg.2	Seg.3	Seg.4	Lap Time	km/h	Local Time
16° 84 R. RUSSO (1'40.363)							
1		26.690	25.752	26.540		221,3	9:32'01.994
2	30.342	22.588	23.227	25.975	1'42.132	251,2	9:33'44.126
3	30.157	22.484	22.910	25.693	1'41.244	246,0	9:35'25.370
4	29.974	22.276	22.740	25.460	1'40.450	250,0	9:37'05.820
5	30.014	27.505	22.759	25.527	1'45.805	276,9	9:38'51.625
6	33.061	28.296	25.627	25.608	1'52.592	282,7	9:40'44.217
7	30.032	22.176	22.581	26.374	1'41.163	255,3	9:42'25.380
8	29.831	24.427	23.059	25.639	1'42.956	280,5	9:44'08.336
9	30.043	22.012	22.920	25.388	1'40.363	265,4	9:45'48.699

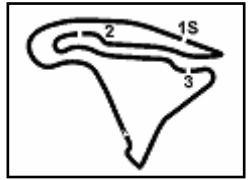
Lap	Seg.1	Seg.2	Seg.3	Seg.4	Lap Time	km/h	Local Time
17° 121 A. ANDREOZZI (1'40.401)							
1		25.954	26.004	27.741		227,8	9:32'00.772
2	30.586	22.731	23.058	26.765	1'43.140	263,4	9:33'43.912
3	30.095	22.486	23.042	25.608	1'41.231	260,9	9:35'25.143
4	29.951	22.144	22.799	25.507	1'40.401	274,8	9:37'05.544
5	29.998	22.166	23.010	25.797	1'40.971	277,6	9:38'46.515

01/10/2017

P = Pits In/Out - C = Lap-Time Cancelled

These data/results cannot be reproduced, stored and/or transmitted in whole or in part by any manner of electronic, mechanical, photocopying, recording, broadcasting or otherwise now known or herein after developed without the previous express consent by the copyright owner, except for reproduction in daily press and regular printed publications on sale to the public within 60 days of the event related to those data/results and always provided that copyright symbol appears together as follows below.

© DORNA WSBK ORGANIZATION Srl 2017



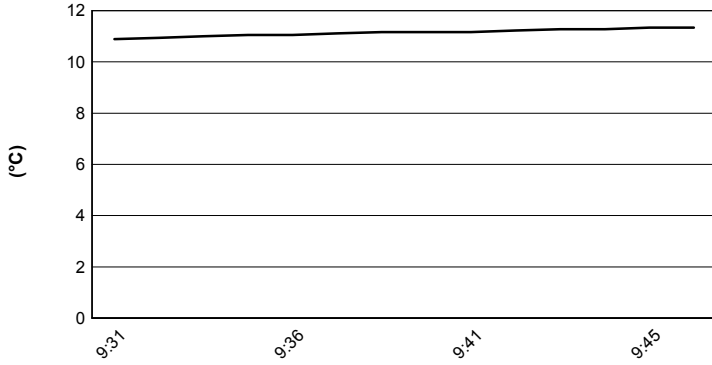
Magny-Cours 4.411 m

French Round, 29-30 September - 1 October 2017

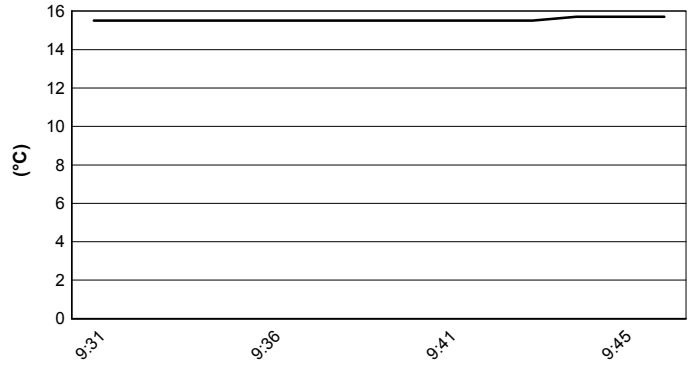
World Superbike - Weather Report Warm Up

Session started 09:30 - Session ended 9:47

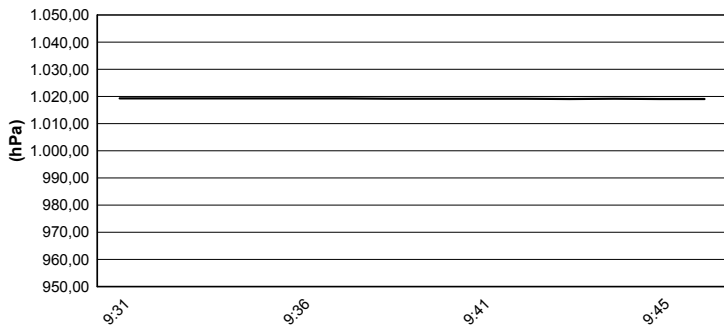
Air Temperature



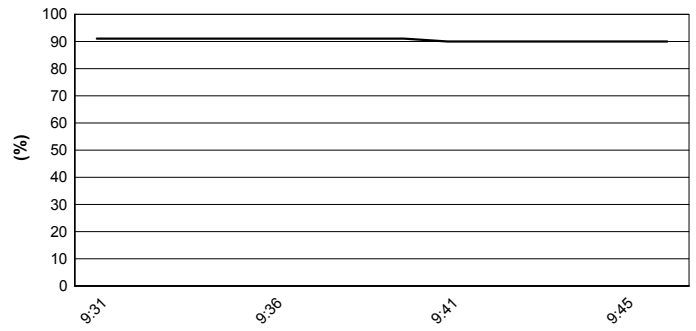
Track Temperature



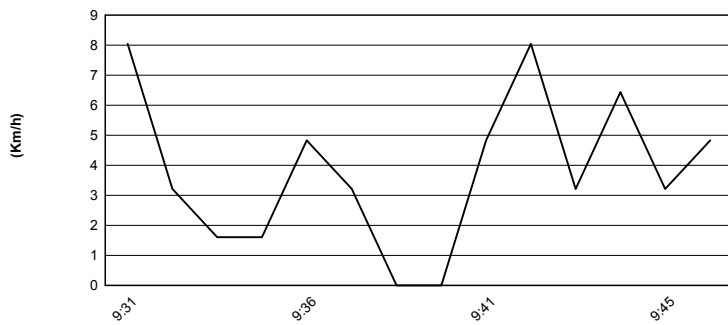
Air Pressure



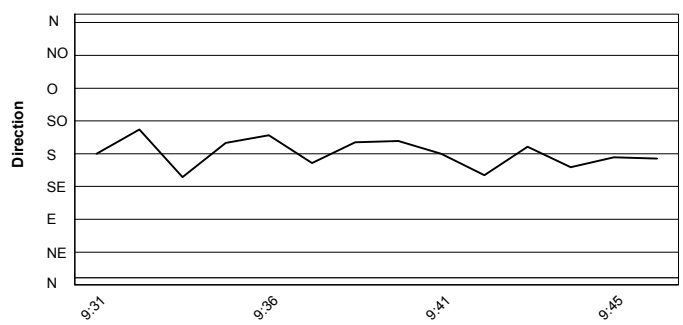
Humidity



Wind Speed



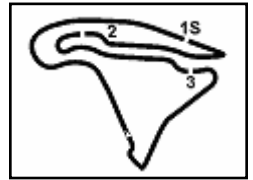
Wind Direction



01/10/2017

These data/results cannot be reproduced, stored and/or transmitted in whole or in part by any manner of electronic, mechanical, photocopying, recording, broadcasting or otherwise now known or herein after developed without the previous express consent by the copyright owner, except for reproduction in daily press and regular printed publications on sale to the public within 60 days of the event related to those data/results and always provided that copyright symbol appears together as follows below.

© DORNA WSBK ORGANIZATION Srl 2017



Magny-Cours 4.411 m

French Round, 29-30 September - 1 October 2017

World Superbike - Starting Grid - Race 2

21 Laps x 4,411 km = 92,631 km

				1		
	3	2			2	1
	50 LAVERTY E. Aprilia	22 LOWES A. Yamaha			2 CAMIER L. MV Agusta	
		5			4	2
6		34 GIUGLIANO D. Honda			36 MERCADO L. Aprilia	
60 VAN DER MARK M. Yamaha					7	3
	9	8			66 SYKES T. Kawasaki	
	1 REA J. Kawasaki	33 MELANDRI M. Ducati				4
		11			10	5
	12	7 DAVIES C. Ducati			12 FORÉS X. Ducati	
32 SAVADORI L. Aprilia					13	6
	15	14			13 WEST A. Kawasaki	7
	40 RAMOS R. Kawasaki	37 JEZEK O. Kawasaki				
		17			16	
	18	45 GAGNE J. Honda			121 ANDREOZZI A. Yamaha	
81 TORRES J. BMW					19	
	21	20			84 RUSSO R. Kawasaki	
	35 DE ROSA R. BMW	86 BADOVINI A. Kawasaki				

N.94 (Lussiana M.) will not take part in the race. Declared unfit after FP3
 N.35 (De Rosa R.) has been demoted by 6 grid positions according to Art. 1.21.2
 N.84 (Russo R.) has been demoted by 6 grid positions according to Art. 1.21.2

01/10/2017 Jury President

..... Race Director

These data/results cannot be reproduced, stored and/or transmitted in whole or in part by any manner of electronic, mechanical, photocopying, recording, broadcasting or otherwise now known or herein after developed without the previous express consent by the copyright owner, except for reproduction in daily press and regular printed publications on sale to the public within 60 days of the event related to those data/results and always provided that copyright symbol appears together as follows below.

© DORNA WSBK ORGANIZATION Srl 2017

FICR PERUGIA TIMING



Official Tyre Supplier



Official Timekeeper