

French Round, 29-30 September - 1 October 2017

World Supersport - Free Practices Combined Results

No.	Rider	Nat	Team	Bike	Class	FP1	FP2	Time	Gap	Rel.	Avg	Laps
1	144 L. MAHIAS	FRA	GRT Yamaha Official WorldSSP Team	Yamaha YZF R6		1'41.502	1'41.668	1'41.502			156,446	43
2	1 K. SOFUOGLU	TUR	Kawasaki Puccetti Racing	Kawasaki ZX-6R		1'42.101	1'42.222	1'42.101	0.599	0.599	155,528	33
3	64 F. CARICASULO	ITA	GRT Yamaha Official WorldSSP Team	Yamaha YZF R6		1'42.141	1'43.459	1'42.141	0.639	0.040	155,467	40
4	99 P. JACOBSEN	USA	MV Agusta Reparto Corse	MV Agusta F3 675		1'42.157	1'42.182	1'42.157	0.655	0.016	155,443	40
5	66 N. TUULI	FIN	Kallio Racing	Yamaha YZF R6		1'42.161	1'43.344	1'42.161	0.659	0.004	155,437	40
6	32 S. MORAIS	RSA	Kallio Racing	Yamaha YZF R6		1'42.647	1'42.209	1'42.209	0.707	0.048	155,364	45
7	61 A. ZACCONE	ITA	MV Agusta Reparto Corse	MV Agusta F3 675	ESS	1'42.713	1'42.372	1'42.372	0.870	0.163	155,117	33
8	16 J. CLUZEL	FRA	CIA Landlord Insurance Honda	Honda CBR600RR		1'42.392	1'42.504	1'42.392	0.890	0.020	155,086	42
9	65 M. CANDUCCI	ITA	3570 Puccetti Racing FMI	Kawasaki ZX-6R		1'42.421	1'43.109	1'42.421	0.919	0.029	155,042	48
10	4 G. REA	GBR	Team Kawasaki Go Eleven	Kawasaki ZX-6R		1'42.959	1'42.464	1'42.464	0.962	0.043	154,977	43
11	78 H. OKUBO	JPN	CIA Landlord Insurance Honda	Honda CBR600RR		1'42.997	1'42.617	1'42.617	1.115	0.153	154,746	46
12	87 L. ZANETTI	ITA	Team Factory Vamag	MV Agusta F3 675		1'42.628	1'42.808	1'42.628	1.126	0.011	154,730	31
13	111 K. SMITH	GBR	GEMAR Team Lorini	Honda CBR600RR		1'42.675	1'42.794	1'42.675	1.173	0.047	154,659	40
14	81 L. STAPLEFORD	GBR	Profile Racing	Triumph Daytona 675		1'42.677	1'42.956	1'42.677	1.175	0.002	154,656	32
15	25 A. BALDOLINI	ITA	Race Department ATK#25	Yamaha YZF R6		1'42.970	1'42.936	1'42.936	1.434	0.259	154,267	35
16	47 R. HARTOG	NED	Team Hartog - Jenik - Against Cancer	Kawasaki ZX-6R	ESS	1'42.950	1'43.753	1'42.950	1.448	0.014	154,246	36
17	11 C. GAMARINO	ITA	BARDAHL EVAN BROS. Honda Racing	Honda CBR600RR		1'43.098	1'42.996	1'42.996	1.494	0.046	154,177	40
18	71 C. BERGMAN	SWE	CIA Landlord Insurance Honda	Honda CBR600RR		1'43.361	1'43.464	1'43.361	1.859	0.365	153,632	50
19	35 S. HILL	GBR	Profile Racing	Triumph Daytona 675		1'44.050	1'43.413	1'43.413	1.911	0.052	153,555	42
20	26 K. WATANABE	JPN	Team Kawasaki Go Eleven	Kawasaki ZX-6R		1'44.916	1'43.727	1'43.727	2.225	0.314	153,090	54
21	77 K. RYDE	GBR	Kawasaki Puccetti Racing	Kawasaki ZX-6R		1'44.151	1'43.774	1'43.774	2.272	0.047	153,021	39
22	44 R. ROLFO	ITA	GEMAR Team Lorini	Honda CBR600RR		1'43.856	1'45.726	1'43.856	2.354	0.082	152,900	24
23	56 P. SEBESTYÉN	HUN	SSP Hungary by Pedercini Racing	Kawasaki ZX-6R	ESS	1'44.003	1'43.937	1'43.937	2.435	0.081	152,781	35
24	38 H. SOOMER	EST	WILSport Racedays	Honda CBR600RR	ESS	1'44.012	1'43.991	1'43.991	2.489	0.054	152,702	53
25	2 C. TANGRE	FRA	Yohann Moto Sport	Suzuki GSX-R600		1'45.529	1'44.001	1'44.001	2.499	0.010	152,687	35
26	10 N. CALERO	ESP	Orelac Racing VerdNatura	Kawasaki ZX-6R		1'44.688	1'44.296	1'44.296	2.794	0.295	152,255	38
27	63 Z. KHAIRUDDIN	MAS	Orelac Racing VerdNatura	Kawasaki ZX-6R		1'44.481	1'44.304	1'44.304	2.802	0.008	152,243	43
28	74 J. VAN SIKKELERUS	NED	MVR Racing	Yamaha YZF R6	ESS	1'44.873	1'44.531	1'44.531	3.029	0.227	151,913	54
29	42 S. FROSSARD	SUI	Stef Racing Team	Yamaha YZF R6		1'45.080	1'44.665	1'44.665	3.163	0.134	151,718	52
30	83 L. EPIS	AUS	Response RE Racing	Kawasaki ZX-6R		1'44.828	1'45.049	1'44.828	3.326	0.163	151,482	37

29/09/2017

These data/results cannot be reproduced, stored and/or transmitted in whole or in part by any manner of electronic, mechanical, photocopying, recording, broadcasting or otherwise now known or herein after developed without the previous express consent by the copyright owner, except for reproduction in daily press and regular printed publications on sale to the public within 60 days of the event related to those data/results and always provided that copyright symbol appears together as follows below.

© DORNA WSBK ORGANIZATION Srl 2017

FICR PERUGIA TIMING


Official Tyre Supplier



Official Timekeeper



French Round, 29-30 September - 1 October 2017

World Supersport - Results Free Practice 2nd Session

No.	Rider	Nat	Team	Bike	Class	Time	Gap	Rel.	Laps	Speed	
										Avg	Max
1	144 L. MAHIAS	FRA	GRT Yamaha Official WorldSSP Team	Yamaha YZF R6		1'41.668			25	156,191	258,4
2	99 P. JACOBSEN	USA	MV Agusta Reparto Corse	MV Agusta F3 675		1'42.182	0.514	0.514	20	155,405	256,5
3	32 S. MORAIS	RSA	Kallio Racing	Yamaha YZF R6		1'42.209	0.541	0.027	22	155,364	257,8
4	1 K. SOFUOGLU	TUR	Kawasaki Puccetti Racing	Kawasaki ZX-6R		1'42.222	0.554	0.013	13	155,344	255,9
5	61 A. ZACCONE	ITA	MV Agusta Reparto Corse	MV Agusta F3 675	ESS	1'42.372	0.704	0.150	18	155,117	259,0
6	4 G. REA	GBR	Team Kawasaki Go Eleven	Kawasaki ZX-6R		1'42.464	0.796	0.092	20	154,977	254,1
7	16 J. CLUZEL	FRA	CIA Landlord Insurance Honda	Honda CBR600RR		1'42.504	0.836	0.040	20	154,917	257,1
8	78 H. OKUBO	JPN	CIA Landlord Insurance Honda	Honda CBR600RR		1'42.617	0.949	0.113	22	154,746	255,3
9	111 K. SMITH	GBR	GEMAR Team Lorini	Honda CBR600RR		1'42.794	1.126	0.177	19	154,480	255,3
10	87 L. ZANETTI	ITA	Team Factory Vamag	MV Agusta F3 675		1'42.808	1.140	0.014	11	154,459	255,9
11	25 A. BALDOLINI	ITA	Race Department ATK#25	Yamaha YZF R6		1'42.936	1.268	0.128	18	154,267	256,5
12	81 L. STAPLEFORD	GBR	Profile Racing	Triumph Daytona 675		1'42.956	1.288	0.020	9	154,237	252,3
13	11 C. GAMARINO	ITA	BARDAHL EVAN BROS. Honda Racing	Honda CBR600RR		1'42.996	1.328	0.040	24	154,177	255,3
14	65 M. CANDUCCI	ITA	3570 Puccetti Racing FMI	Kawasaki ZX-6R		1'43.109	1.441	0.113	23	154,008	256,5
15	66 N. TUULI	FIN	Kallio Racing	Yamaha YZF R6		1'43.344	1.676	0.235	16	153,658	252,9
16	35 S. HILL	GBR	Profile Racing	Triumph Daytona 675		1'43.413	1.745	0.069	22	153,555	254,1
17	64 F. CARICASULO	ITA	GRT Yamaha Official WorldSSP Team	Yamaha YZF R6		1'43.459	1.791	0.046	17	153,487	256,5
18	71 C. BERGMAN	SWE	CIA Landlord Insurance Honda	Honda CBR600RR		1'43.464	1.796	0.005	27	153,479	255,3
19	26 K. WATANABE	JPN	Team Kawasaki Go Eleven	Kawasaki ZX-6R		1'43.727	2.059	0.263	28	153,090	252,9
20	47 R. HARTOG	NED	Team Hartog - Jenik - Against Cancer	Kawasaki ZX-6R	ESS	1'43.753	2.085	0.026	15	153,052	255,3
21	77 K. RYDE	GBR	Kawasaki Puccetti Racing	Kawasaki ZX-6R		1'43.774	2.106	0.021	21	153,021	256,5
22	56 P. SEBESTYÉN	HUN	SSP Hungary by Pedercini Racing	Kawasaki ZX-6R	ESS	1'43.937	2.269	0.163	17	152,781	250,6
23	38 H. SOOMER	EST	WILSport Racedays	Honda CBR600RR	ESS	1'43.991	2.323	0.054	27	152,702	254,7
24	2 C. TANGRE	FRA	Yohann Moto Sport	Suzuki GSX-R600		1'44.001	2.333	0.010	26	152,687	253,5
25	10 N. CALERO	ESP	Orelac Racing VerdNatura	Kawasaki ZX-6R		1'44.296	2.628	0.295	18	152,255	253,5
26	63 Z. KHAIRUDDIN	MAS	Orelac Racing VerdNatura	Kawasaki ZX-6R		1'44.304	2.636	0.008	22	152,243	250,6
27	74 J. VAN SIKKELERUS	NED	MVR Racing	Yamaha YZF R6	ESS	1'44.531	2.863	0.227	28	151,913	250,6
28	42 S. FROSSARD	SUI	Stef Racing Team	Yamaha YZF R6		1'44.665	2.997	0.134	26	151,718	254,7
29	83 L. EPIS	AUS	Response RE Racing	Kawasaki ZX-6R		1'45.049	3.381	0.384	13	151,164	248,8
30	44 R. ROLFO	ITA	GEMAR Team Lorini	Honda CBR600RR		1'45.726	4.058	0.677	1	150,196	251,2

Qualifying Lap Time (107% of 1'41.668): 1'48.786

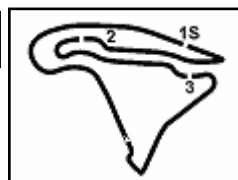
AIR	Humidity:	49%	Temp:	26°C
TRACK	Condition:	Dry	Temp:	32°C

Records	Pole (QP)	2014 J.Cluzel	1'40.550	157,930	Km/h
	Race (RC)	2009 C.Crutchlow	1'41.407	156,590	Km/h
	Circuit (QP)	2014 J.Cluzel	1'40.550	157,930	Km/h

Start 29/09/2017 15:45 End 17:23 The results are provisional until the end of the time limit for protests and appeals and the completion of the technical checks.

These data/results cannot be reproduced, stored and/or transmitted in whole or in part by any manner of electronic, mechanical, photocopying, recording, broadcasting or otherwise now known or herein after developed without the previous express consent by the copyright owner, except for reproduction in daily press and regular printed publications on sale to the public within 60 days of the event related to those data/results and always provided that copyright symbol appears together as follows below.

© DORNA WSBK ORGANIZATION Srl 2017



French Round, 29-30 September - 1 October 2017

World Supersport - Results Free Practice 2nd Session

Session Highlights

Local Time	No. Rider	Description
15.45.00		Start
15.45.28		WorldSSP Pit Intervention Time: 1min 00secs
15.47.47	35 S. HILL	Lap Cancelled - Exceeded Track Limits - Turn 6
15.49.08	81 L. STAPLEFORD	Crashed - Turn 5
15.49.29		RED FLAG
15.50.08	64 F. CARICASULO	Crashed - Turn 5
15.50.09	44 R. ROLFO	Crashed - Turn 5
15.50.10	81 L. STAPLEFORD	Crashed - Turn 5
15.50.25	64 F. CARICASULO	Re-joined
15.56.00		Session Restart
16.03.20	47 R. HARTOG	Crashed - Turn 8
16.03.27	35 S. HILL	Lap Cancelled - Exceeded Track Limits - Turn 6
16.17.06	144 L. MAHIAS	Lap Cancelled - Exceeded Track Limits - Turn 11
16.20.00	1 K. SOFUOGLU	Lap Cancelled - Exceeded Track Limits - Turn 6
16.20.01	4 G. REA	Lap Cancelled - Exceeded Track Limits - Turn 6
16.20.07		RED FLAG
16.21.13	1 K. SOFUOGLU	Crashed - Turn 6
16.21.14	4 G. REA	Crashed - Turn 6
16.21.15	83 L. EPIS	Crashed - Turn 6
16.21.16	87 L. ZANETTI	Crashed - Turn 6
16.21.46	4 G. REA	Re-joined
16.22.33	111 K. SMITH	Technical Problem - Turn 12
16.50.00		Session Restart
17.17.32		WorldSSP300 FP2 Pit Lane Will Open at 17:30
17.18.39	56 P. SEBESTYÉN	Crashed - Turn 15
17.19.19	56 P. SEBESTYÉN	Re-joined
17.20.22	83 L. EPIS	Technical Problem - Turn 7
17.21.43	144 L. MAHIAS	On the Gravel - Re-Joined - Turn 3
17.23.19		End Of Session

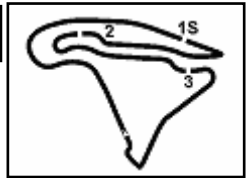
Fastest Laps Sequence

No.	Rider	Nat	Team	Bike	Local Time	Time	Gap	Avg
1	K. SOFUOGLU	TUR	Kawasaki Puccetti Racing	Kawasaki ZX-6R	15:48'31.197	1'43.579		153,309
99	P. JACOBSEN	USA	MV Agusta Reparto Corse	MV Agusta F3 675	15:48'43.422	1'43.403	-0.176	153,570
1	K. SOFUOGLU	TUR	Kawasaki Puccetti Racing	Kawasaki ZX-6R	16:01'39.669	1'42.222	-1.181	155,344
144	L. MAHIAS	FRA	GRT Yamaha Official WorldSSP Team	Yamaha YZF R6	17:16'02.781	1'41.837	-0.385	155,932
144	L. MAHIAS	FRA	GRT Yamaha Official WorldSSP Team	Yamaha YZF R6	17:21'08.406	1'41.668	-0.169	156,191

Start 29/09/2017 15:45 End 17:23 The results are provisional until the end of the time limit for protests and appeals and the completion of the technical checks.

These data/results cannot be reproduced, stored and/or transmitted in whole or in part by any manner of electronic, mechanical, photocopying, recording, broadcasting or otherwise now known or herein after developed without the previous express consent by the copyright owner, except for reproduction in daily press and regular printed publications on sale to the public within 60 days of the event related to those data/results and always provided that copyright symbol appears together as follows below.

© DORNA WSBK ORGANIZATION Srl 2017



Magny-Cours 4.411 m

French Round, 29-30 September - 1 October 2017

World Supersport - Best Sector & Speed Free Practice 2nd Session

BEST LAP

1	144 L. MAHIAS	Yamaha YZF R6	1'41.668
2	99 P. JACOBSEN	MV Agusta F3 675	1'42.182
3	32 S. MORAIS	Yamaha YZF R6	1'42.209
4	1 K. SOFUOGLU	Kawasaki ZX-6R	1'42.222
5	61 A. ZACCONE	MV Agusta F3 675	1'42.372
6	4 G. REA	Kawasaki ZX-6R	1'42.464
7	16 J. CLUZEL	Honda CBR600RR	1'42.504
8	78 H. OKUBO	Honda CBR600RR	1'42.617
9	111 K. SMITH	Honda CBR600RR	1'42.794
10	87 L. ZANETTI	MV Agusta F3 675	1'42.808
11	25 A. BALDOLINI	Yamaha YZF R6	1'42.936
12	81 L. STAPLEFORD	Triumph Daytona 675	1'42.956
13	11 C. GAMARINO	Honda CBR600RR	1'42.996
14	65 M. CANDUCCI	Kawasaki ZX-6R	1'43.109
15	66 N. TUULI	Yamaha YZF R6	1'43.344
16	35 S. HILL	Triumph Daytona 675	1'43.413
17	64 F. CARICASULO	Yamaha YZF R6	1'43.459
18	71 C. BERGMAN	Honda CBR600RR	1'43.464
19	26 K. WATANABE	Kawasaki ZX-6R	1'43.727
20	47 R. HARTOG	Kawasaki ZX-6R	1'43.753
21	77 K. RYDE	Kawasaki ZX-6R	1'43.774
22	56 P. SEBESTYÉN	Kawasaki ZX-6R	1'43.937
23	38 H. SOOMER	Honda CBR600RR	1'43.991
24	2 C. TANGRE	Suzuki GSX-R600	1'44.001
25	10 N. CALERO	Kawasaki ZX-6R	1'44.296
26	63 Z. KHAIRUDDIN	Kawasaki ZX-6R	1'44.304
27	74 J. VAN SIKKELERUS	Yamaha YZF R6	1'44.531
28	42 S. FROSSARD	Yamaha YZF R6	1'44.665
29	83 L. EPIS	Kawasaki ZX-6R	1'45.049
30	44 R. ROLFO	Honda CBR600RR	1'45.726

SPEED

1	61 A. ZACCONE	MV Agusta F3 675	259,0
2	144 L. MAHIAS	Yamaha YZF R6	258,4
3	32 S. MORAIS	Yamaha YZF R6	257,8
4	16 J. CLUZEL	Honda CBR600RR	257,1
5	64 F. CARICASULO	Yamaha YZF R6	256,5
6	65 M. CANDUCCI	Kawasaki ZX-6R	256,5
7	77 K. RYDE	Kawasaki ZX-6R	256,5
8	25 A. BALDOLINI	Yamaha YZF R6	256,5
9	99 P. JACOBSEN	MV Agusta F3 675	256,5
10	87 L. ZANETTI	MV Agusta F3 675	255,9
11	1 K. SOFUOGLU	Kawasaki ZX-6R	255,9
12	78 H. OKUBO	Honda CBR600RR	255,3
13	111 K. SMITH	Honda CBR600RR	255,3
14	71 C. BERGMAN	Honda CBR600RR	255,3
15	47 R. HARTOG	Kawasaki ZX-6R	255,3
16	11 C. GAMARINO	Honda CBR600RR	255,3
17	38 H. SOOMER	Honda CBR600RR	254,7
18	42 S. FROSSARD	Yamaha YZF R6	254,7
19	35 S. HILL	Triumph Daytona 675	254,1
20	4 G. REA	Kawasaki ZX-6R	254,1
21	10 N. CALERO	Kawasaki ZX-6R	253,5
22	2 C. TANGRE	Suzuki GSX-R600	253,5
23	66 N. TUULI	Yamaha YZF R6	252,9
24	26 K. WATANABE	Kawasaki ZX-6R	252,9
25	81 L. STAPLEFORD	Triumph Daytona 675	252,3
26	44 R. ROLFO	Honda CBR600RR	251,2
27	74 J. VAN SIKKELERUS	Yamaha YZF R6	250,6
28	56 P. SEBESTYÉN	Kawasaki ZX-6R	250,6
29	63 Z. KHAIRUDDIN	Kawasaki ZX-6R	250,6
30	83 L. EPIS	Kawasaki ZX-6R	248,8

SEG. 1

1	144 L. MAHIAS	30.748
2	61 A. ZACCONE	30.984
3	16 J. CLUZEL	31.013
4	65 M. CANDUCCI	31.028
5	11 C. GAMARINO	31.041
6	99 P. JACOBSEN	31.053
7	1 K. SOFUOGLU	31.074
8	32 S. MORAIS	31.131
9	81 L. STAPLEFORD	31.134
10	47 R. HARTOG	31.159
11	78 H. OKUBO	31.178
12	111 K. SMITH	31.187
13	4 G. REA	31.188
14	35 S. HILL	31.215
15	25 A. BALDOLINI	31.252
16	64 F. CARICASULO	31.253
17	2 C. TANGRE	31.287
18	87 L. ZANETTI	31.318
19	66 N. TUULI	31.333
20	71 C. BERGMAN	31.360
21	77 K. RYDE	31.399
22	38 H. SOOMER	31.444
23	56 P. SEBESTYÉN	31.543
24	26 K. WATANABE	31.556
25	10 N. CALERO	31.570
26	42 S. FROSSARD	31.594
27	74 J. VAN SIKKELERUS	31.675
28	63 Z. KHAIRUDDIN	31.720
29	83 L. EPIS	31.848
30	44 R. ROLFO	31.960

SEG. 2

1	144 L. MAHIAS	22.169
2	99 P. JACOBSEN	22.261
3	32 S. MORAIS	22.361
4	111 K. SMITH	22.419
5	4 G. REA	22.424
6	78 H. OKUBO	22.442
7	81 L. STAPLEFORD	22.482
8	1 K. SOFUOGLU	22.484
9	87 L. ZANETTI	22.505
10	16 J. CLUZEL	22.526
11	61 A. ZACCONE	22.535
12	25 A. BALDOLINI	22.543
13	64 F. CARICASULO	22.555
14	66 N. TUULI	22.570
15	11 C. GAMARINO	22.570
16	56 P. SEBESTYÉN	22.636
17	26 K. WATANABE	22.668
18	65 M. CANDUCCI	22.676
19	47 R. HARTOG	22.683
20	35 S. HILL	22.686
21	77 K. RYDE	22.726
22	2 C. TANGRE	22.737
23	71 C. BERGMAN	22.738
24	38 H. SOOMER	22.739
25	74 J. VAN SIKKELERUS	22.797
26	10 N. CALERO	22.818
27	83 L. EPIS	22.867
28	42 S. FROSSARD	22.917
29	63 Z. KHAIRUDDIN	22.926
30	44 R. ROLFO	23.351

SEG. 3

1	144 L. MAHIAS	22.551
2	99 P. JACOBSEN	22.605
3	1 K. SOFUOGLU	22.687
4	32 S. MORAIS	22.778
5	11 C. GAMARINO	22.785
6	61 A. ZACCONE	22.806
7	16 J. CLUZEL	22.822
8	87 L. ZANETTI	22.861
9	78 H. OKUBO	22.871
10	64 F. CARICASULO	22.911
11	65 M. CANDUCCI	22.965
12	81 L. STAPLEFORD	22.993
13	71 C. BERGMAN	23.001
14	111 K. SMITH	23.001
15	25 A. BALDOLINI	23.063
16	4 G. REA	23.069
17	26 K. WATANABE	23.112
18	56 P. SEBESTYÉN	23.119
19	35 S. HILL	23.119
20	77 K. RYDE	23.198
21	2 C. TANGRE	23.204
22	38 H. SOOMER	23.214
23	66 N. TUULI	23.226
24	83 L. EPIS	23.245
25	47 R. HARTOG	23.297
26	10 N. CALERO	23.363
27	63 Z. KHAIRUDDIN	23.363
28	42 S. FROSSARD	23.462
29	74 J. VAN SIKKELERUS	23.506
30	44 R. ROLFO	23.797

SEG. 4

1	144 L. MAHIAS	25.668
2	99 P. JACOBSEN	25.709
3	111 K. SMITH	25.747
4	61 A. ZACCONE	25.751
5	4 G. REA	25.756
6	1 K. SOFUOGLU	25.867
7	78 H. OKUBO	25.926
8	87 L. ZANETTI	25.932
9	32 S. MORAIS	25.939
10	64 F. CARICASULO	25.952
11	16 J. CLUZEL	25.966
12	35 S. HILL	25.983
13	47 R. HARTOG	25.990
14	26 K. WATANABE	26.007
15	66 N. TUULI	26.018
16	11 C. GAMARINO	26.037
17	71 C. BERGMAN	26.041
18	65 M. CANDUCCI	26.046
19	25 A. BALDOLINI	26.059
20	81 L. STAPLEFORD	26.086
21	56 P. SEBESTYÉN	26.091
22	38 H. SOOMER	26.094
23	63 Z. KHAIRUDDIN	26.215
24	74 J. VAN SIKKELERUS	26.264
25	10 N. CALERO	26.290
26	2 C. TANGRE	26.293
27	44 R. ROLFO	26.349
28	77 K. RYDE	26.354
29	42 S. FROSSARD	26.412
30	83 L. EPIS	26.517

29/09/2017

These data/results cannot be reproduced, stored and/or transmitted in whole or in part by any manner of electronic, mechanical, photocopying, recording, broadcasting or otherwise now known or herein after developed without the previous express consent by the copyright owner, except for reproduction in daily press and regular printed publications on sale to the public within 60 days of the event related to those data/results and always provided that copyright symbol appears together as follows below.

© DORNA WSBK ORGANIZATION Srl 2017

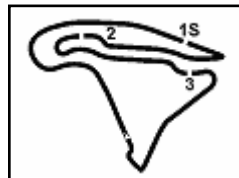
FICR PERUGIA TIMING



Official Tyre Supplier



Official Timekeeper



Magny-Cours 4.411 m

French Round, 29-30 September - 1 October 2017

World Supersport - Ideal Times Free Practice 2nd Session

Rider No.	Nat	Bike	Seg. 1 Diff. 1	Seg. 2 Diff. 2	Seg. 3 Diff. 3	Seg. 4 Diff. 4	Ideal Time			
							Best Lap	Pos.	Diff.	
1	144 L. MAHIAS	FRA	Yamaha YZF R6	30.748 0.253	22.169	22.551 0.240	25.668 0.039	1'41.136 1'41.668	1	0.532
2	99 P. JACOBSEN	USA	MV Agusta F3 675	31.053 0.181	22.261	22.605	25.709 0.373	1'41.628 1'42.182	2	0.554
3	61 A. ZACCONE	ITA	MV Agusta F3 675	30.984	22.535 0.296	22.806	25.751	1'42.076 1'42.372	5	0.296
4	1 K. SOFUOGLU	TUR	Kawasaki ZX-6R	31.074	22.484 0.110	22.687	25.867	1'42.112 1'42.222	4	0.110
5	32 S. MORAIS	RSA	Yamaha YZF R6	31.131	22.361	22.778	25.939	1'42.209 1'42.209	3	
6	16 J. CLUZEL	FRA	Honda CBR600RR	31.013	22.526 0.177	22.822	25.966	1'42.327 1'42.504	7	0.177
7	111 K. SMITH	GBR	Honda CBR600RR	31.187 0.280	22.419 0.097	23.001 0.063	25.747	1'42.354 1'42.794	9	0.440
8	78 H. OKUBO	JPN	Honda CBR600RR	31.178 0.010	22.442	22.871	25.926 0.190	1'42.417 1'42.617	8	0.200
9	11 C. GAMARINO	ITA	Honda CBR600RR	31.041 0.384	22.570	22.785 0.161	26.037 0.018	1'42.433 1'42.996	13	0.563
10	4 G. REA	GBR	Kawasaki ZX-6R	31.188	22.424	23.069 0.027	25.756	1'42.437 1'42.464	6	0.027
11	87 L. ZANETTI	ITA	MV Agusta F3 675	31.318 0.116	22.505 0.023	22.861	25.932 0.053	1'42.616 1'42.808	10	0.192
12	64 F. CARICASULO	ITA	Yamaha YZF R6	31.253	22.555 0.576	22.911 0.212	25.952	1'42.671 1'43.459	17	0.788
13	81 L. STAPLEFORD	GBR	Triumph Daytona 675	31.134 0.045	22.482 0.216	22.993	26.086	1'42.695 1'42.956	12	0.261
14	65 M. CANDUCCI	ITA	Kawasaki ZX-6R	31.028	22.676 0.394	22.965	26.046	1'42.715 1'43.109	14	0.394
15	25 A. BALDOLINI	ITA	Yamaha YZF R6	31.252	22.543 0.019	23.063	26.059	1'42.917 1'42.936	11	0.019
16	35 S. HILL	GBR	Triumph Daytona 675	31.215 0.034	22.686 0.093	23.119 0.097	25.983 0.186	1'43.003 1'43.413	16	0.410
17	47 R. HARTOG	NED	Kawasaki ZX-6R	31.159	22.683 0.309	23.297 0.015	25.990 0.300	1'43.129 1'43.753	20	0.624
18	71 C. BERGMAN	SWE	Honda CBR600RR	31.360 0.055	22.738 0.054	23.001 0.001	26.041 0.214	1'43.140 1'43.464	18	0.324
19	66 N. TUULI	FIN	Yamaha YZF R6	31.333 0.085	22.570 0.021	23.226 0.091	26.018	1'43.147 1'43.344	15	0.197
20	26 K. WATANABE	JPN	Kawasaki ZX-6R	31.556	22.668 0.214	23.112 0.049	26.007 0.121	1'43.343 1'43.727	19	0.384
21	56 P. SEBESTYÉN	HUN	Kawasaki ZX-6R	31.543 0.300	22.636	23.119 0.121	26.091 0.127	1'43.389 1'43.937	22	0.548
22	38 H. SOOMER	EST	Honda CBR600RR	31.444 0.127	22.739	23.214 0.145	26.094 0.228	1'43.491 1'43.991	23	0.500
23	2 C. TANGRE	FRA	Suzuki GSX-R600	31.287 0.304	22.737 0.036	23.204 0.078	26.293 0.062	1'43.521 1'44.001	24	0.480
24	77 K. RYDE	GBR	Kawasaki ZX-6R	31.399 0.063	22.726	23.198	26.354 0.034	1'43.677 1'43.774	21	0.097
25	10 N. CALERO	ESP	Kawasaki ZX-6R	31.570 0.142	22.818	23.363 0.056	26.290 0.057	1'44.041 1'44.296	25	0.255
26	63 Z. KHAIRUDDIN	MAS	Kawasaki ZX-6R	31.720 0.075	22.926	23.363 0.005	26.215	1'44.224 1'44.304	26	0.080
27	74 J. VAN SIKKELERUS	NED	Yamaha YZF R6	31.675 0.185	22.797 0.104	23.506	26.264	1'44.242 1'44.531	27	0.289
28	42 S. FROSSARD	SUI	Yamaha YZF R6	31.594 0.039	22.917 0.043	23.462 0.198	26.412	1'44.385 1'44.665	28	0.280
29	83 L. EPIS	AUS	Kawasaki ZX-6R	31.848 0.029	22.867 0.210	23.245 0.333	26.517	1'44.477 1'45.049	29	0.572
30	44 R. ROLFO	ITA	Honda CBR600RR	31.960 0.269	23.351	23.797	26.349	1'45.457 1'45.726	30	0.269
Overall Ideal Time				30.748	22.169	22.551	25.668	1'41.136		

29/09/2017

These data/results cannot be reproduced, stored and/or transmitted in whole or in part by any manner of electronic, mechanical, photocopying, recording, broadcasting or otherwise now known or herein after developed without the previous express consent by the copyright owner, except for reproduction in daily press and regular printed publications on sale to the public within 60 days of the event related to those data/results and always provided that copyright symbol appears together as follows below.

© DORNA WSBK ORGANIZATION Srl 2017

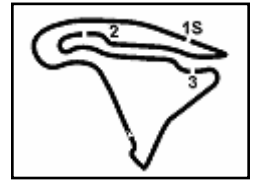
FICR PERUGIA TIMING



Official Tyre Supplier



Official Timekeeper



French Round, 29-30 September - 1 October 2017

World Supersport - Chronological Analysis Free Practice 2nd Session

Magny-Cours 4.411 m

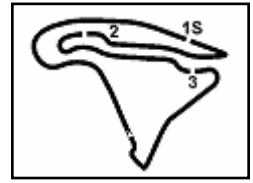
2 / 6

Lap	Seg.1	Seg.2	Seg.3	Seg.4	Lap Time	km/h	Local Time
9	31.662	22.730	23.402	26.293	1'44.087	249,4	16:07'01.024
10	32.227	23.073	23.818	29.170	1'48.288P	246,0	16:08'49.312
11	7'24.011	22.951	23.173	25.902	8'36.037P	250,6	16:17'25.349
12	31.188	22.424	23.096	25.756	1'42.464	252,3	16:19'07.813
13	31.370	2'00.648	1'21.877	1'07.955	5'01.850CP	252,3	16:24'09.663
14	31'39.361	26.936	25.558	28.421	33'00.276P	219,5	16:57'09.939
15	33.075	24.191	24.218	30.022	1'51.506P	244,3	16:59'01.445
16	5'31.502	25.058	24.183	26.627	6'47.370P	182,4	17:05'48.815
17	32.097	23.307	23.715	28.986	1'48.105P	249,4	17:07'36.920
18	8'23.893	26.110	23.566	26.435	9'40.004P	225,9	17:17'16.924
19	31.650	22.787	23.236	26.105	1'43.778	252,3	17:19'00.702
20	31.366	22.768	23.082	25.905	1'43.121	253,5	17:20'43.823
21	31.340	22.469	23.069	25.991	1'42.869	253,5	17:22'26.692
7° 16 J. CLUZEL (1'42.504)							
Lap	Seg.1	Seg.2	Seg.3	Seg.4	Lap Time	km/h	Local Time
1		24.510	25.622	26.911		230,8	15:47'57.248
2	31.633	22.825	23.119	28.737	1'46.314CP	252,9	15:49'43.562
3	12'19.876	23.651	23.550	26.318	13'33.395P	227,4	16:03'16.957
4	31.457	22.526	23.198	26.214	1'43.395	252,9	16:05'00.352
5	31.293	22.625	23.036	26.236	1'43.190	254,7	16:06'43.542
6	31.207	22.598	23.503	29.923	1'47.231P	255,3	16:08'30.773
7	8'09.030	23.247	23.292	26.536	9'22.105P	250,0	16:17'52.878
8	31.412	22.587	23.061	26.097	1'43.157	255,9	16:19'36.035
9	31.350	30.407	30.039	37.329	2'09.125CP	256,5	16:21'45.160
10	30'49.588	26.123	24.757	27.706	32'08.174P	232,8	16:53'53.334
11	33.139	23.999	23.562	26.787	1'47.487	251,2	16:55'40.821
12	31.422	22.962	23.216	26.351	1'43.951	256,5	16:57'24.772
13	31.355	22.832	23.108	26.304	1'43.599	257,1	16:59'08.371
14	31.310	22.980	23.179	26.203	1'43.672	255,9	17:00'52.043
15	31.401	22.736	23.046	26.204	1'43.387	254,7	17:02'35.430
16	31.646	23.825	23.758	28.672	1'47.901P	237,9	17:04'23.331
17	8'56.041	23.390	23.941	26.614	10'09.986P	248,8	17:14'33.317
18	31.305	23.398	23.402	26.543	1'44.648	254,1	17:16'17.965
19	31.183	24.876	27.313	26.365	1'49.737	255,9	17:18'07.702
20	31.013	22.703	22.822	25.966	1'42.504	255,9	17:19'50.206
21	31.047	24.300	24.028	28.228	1'47.603	256,5	17:21'37.809
10° 87 L. ZANETTI (1'42.808)							
Lap	Seg.1	Seg.2	Seg.3	Seg.4	Lap Time	km/h	Local Time
1		24.089	24.756	26.932		228,3	15:47'02.378
2	31.708	23.173	23.388	26.656	1'44.925	255,9	15:48'47.303
3	31.527	31.618	27.240	33.313	2'03.698CP	251,7	15:50'51.001
4	6'09.250	23.295	23.581	28.221	7'24.347P	248,8	15:58'15.348
5	31.670	23.220	23.270	25.932	1'44.092	249,4	15:59'59.440
6	31.495	22.721	23.194	26.150	1'43.560	254,1	16:01'43.000
7	31.683	22.945	23.226	26.417	1'44.271	255,3	16:03'27.271
8	31.981	25.851	23.723	29.294	1'50.849P	250,6	16:05'18.120
9	7'22.227	25.270	24.055	28.505	8'40.057P	215,6	16:13'58.177
10	31.318	22.693	22.865	26.271	1'43.147	253,5	16:15'41.324
11	31.506	22.505	22.981	25.979	1'42.971	254,1	16:17'24.295
12	31.434	22.528	22.861	25.985	1'42.808	253,5	16:19'07.103
11° 25 A. BALDOLINI (1'42.936)							
Lap	Seg.1	Seg.2	Seg.3	Seg.4	Lap Time	km/h	Local Time
1		25.361	24.627	27.123		227,4	15:47'20.525
2	31.828	23.249	26.008	27.235	1'48.320	247,7	15:49'08.845
3	32.655	28.771	26.397	32.459	2'00.282CP	167,2	15:51'09.127
4	6'23.772	26.266	26.097	31.185	7'47.320P	207,7	15:58'56.447
5	31.694	23.117	23.398	26.479	1'44.688	253,5	16:00'41.135
6	31.499	22.937	23.614	26.344	1'44.394	255,3	16:02'25.529
7	31.611	22.729	23.359	26.492	1'44.191	254,7	16:04'09.720
8	31.939	22.708	23.899	26.309	1'44.855	252,9	16:05'54.575
9	31.909	22.850	23.663	26.483	1'44.905	251,7	16:07'39.480
10	32.425	23.230	24.532	31.940	1'52.127P	248,8	16:09'31.607
11	10'23.652	36.805	29.714	34.232	12'04.403CP	246,0	16:21'36.010
12	38'03.420	26.312	24.652	32.916	39'27.300P	197,8	17:01'03.310
13	31.870	23.301	23.656	26.329	1'45.156	251,2	17:02'48.466
14	31.599	23.011	23.554	26.300	1'44.464	253,5	17:04'32.930
15	31.853	22.826	23.323	26.276	1'44.278	252,3	17:06'17.208
16	33.826	24.986	25.047	30.041	1'53.900P	246,0	17:08'11.108
17	8'52.007	23.361	25.657	26.433	10'07.458P	254,7	17:18'18.566
18	31.278	22.543	23.064	26.086	1'42.971	256,5	17:20'01.537
19	31.252	22.562	23.063	26.059	1'42.936	255,9	17:21'44.473
12° 81 L. STAPLEFORD (1'42.956)							
Lap	Seg.1	Seg.2	Seg.3	Seg.4	Lap Time	km/h	Local Time
1		24.411	24.314	27.561		232,3	15:48'15.524
2	32.006	28'42.623	24.217	27.389	30'06.235	246,6	16:18'21.759
3	31.871	22.982	23.461	26.433	1'44.747	244,9	16:20'06.506
9° 111 K. SMITH (1'42.794)							

29/09/2017 P = Pits In/Out - C = Lap-Time Cancelled

These data/results cannot be reproduced, stored and/or transmitted in whole or in part by any manner of electronic, mechanical, photocopying, recording, broadcasting or otherwise now known or herein after developed without the previous express consent by the copyright owner, except for reproduction in daily press and regular printed publications on sale to the public within 60 days of the event related to those data/results and always provided that copyright symbol appears together as follows below.

© DORNA WSBK ORGANIZATION Srl 2017



French Round, 29-30 September - 1 October 2017

World Supersport - Chronological Analysis Free Practice 2nd Session

Magny-Cours 4.411 m

4 / 6

18° 71 C. BERGMAN (1'43.464)							
Lap	Seg.1	Seg.2	Seg.3	Seg.4	Lap Time	km/h	Local Time
1		24.631	24.491	27.335		230,8	15:47'01.778
2	31.668	23.409	23.652	26.641	1'45.370	254,7	15:48'47.148
3	31.482	28.796	26.486	32.015	1'58.779CP	244,9	15:50'45.927
4	6'14.874	23.745	23.567	27.546	7'29.732P	245,5	15:58'15.659
5	31.360	23.385	23.614	26.850	1'45.209	250,0	16:00'00.868
6	31.803	23.132	23.206	26.761	1'44.902	255,3	16:01'45.770
7	31.505	22.869	23.036	26.630	1'44.040	253,5	16:03'29.810
8	31.475	22.909	23.156	26.509	1'44.049	254,1	16:05'13.859
9	31.577	22.870	23.191	26.335	1'43.973	250,0	16:06'57.832
10	31.549	23.314	24.031	30.235	1'49.129P	249,4	16:08'46.961
11	8'24.747	24.197	24.507	27.801	9'41.252P	247,1	16:18'28.213
12	31.508	23.081	23.187	26.391	1'44.167C	253,5	16:20'12.380
13	33.620	32.272	30.736	32.412	2'09.040CP	209,3	16:22'21.420
14	29'42.876	25.983	24.645	27.659	31'01.163P	246,0	16:53'22.583
15	31.929	24.768	23.660	26.876	1'47.233	253,5	16:55'09.816
16	31.693	24.146	23.454	26.709	1'46.002	254,7	16:56'55.818
17	31.740	26.298	24.781	26.697	1'49.516	251,7	16:58'45.334
18	31.587	23.477	23.270	26.271	1'44.605	251,7	17:00'29.939
19	31.638	23.579	23.275	26.316	1'44.808	250,0	17:02'14.747
20	31.419	23.223	23.246	26.326	1'44.214	253,5	17:03'58.961
21	32.523	24.513	24.529	29.808	1'51.373P	240,0	17:05'50.334
22	5'25.919	25.501	23.942	27.151	6'42.513P	239,5	17:12'32.847
23	31.434	22.794	23.426	26.163	1'43.817	250,0	17:14'16.664
24	31.447	22.738	23.001	26.554	1'43.740	249,4	17:16'00.404
25	31.531	22.833	23.122	26.041	1'43.527	251,2	17:17'43.931
26	32.537	22.968	23.316	26.538	1'45.359	247,1	17:19'29.290
27	31.425	22.828	23.429	28.379	1'46.061	255,3	17:21'15.351
28	31.415	22.792	23.002	26.255	1'43.464	252,9	17:22'58.815

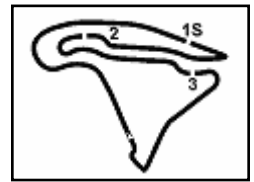
21° 77 K. RYDE (1'43.774)							
Lap	Seg.1	Seg.2	Seg.3	Seg.4	Lap Time	km/h	Local Time
1		24.171	23.964	26.864		240,5	15:46'52.145
2	31.844	23.116	23.750	26.600	1'45.310	252,3	15:48'37.455
3	31.493	23.966	27.569	31.999	1'55.027CP	252,3	15:50'32.482
4	6'26.915	23.458	23.561	26.524	7'40.458P	247,1	15:58'12.940
5	31.352	22.775	23.587	26.289	1'44.003	252,9	15:59'56.943
6	31.433	22.952	23.482	26.562	1'44.429	254,7	16:01'41.372
7	31.413	24.275	24.541	27.042	1:02'14.158	241,6	17:01'56.530
8	31.973	23.553	24.294	26.930	1'46.750	247,7	17:05'42.280
9	31.487	23.310	23.680	26.309	1'44.786	248,8	17:07'27.066
10	31.476	22.972	23.532	26.513	1'44.493	249,4	17:09'11.559
11	31.771	22.922	23.561	26.483	1'44.737	248,8	17:10'56.296
12	31.390	22.932	23.390	26.246	1'43.958	250,6	17:12'40.254
13	31.436	22.803	23.461	32.268	1'49.968P	249,4	17:14'30.222
14	3'15.862	23.024	23.318	26.199	4'28.403P	255,3	17:18'58.625
15	31.159	22.992	23.312	26.290	1'43.753	252,9	17:20'42.378
16	31.720	22.821	23.297	25.990	1'43.828	251,2	17:22'26.206
22° 56 P. SEBESTYÉN (1'43.937)							
Lap	Seg.1	Seg.2	Seg.3	Seg.4	Lap Time	km/h	Local Time
1		23.793	24.390	27.439		248,3	15:46'51.964
2	32.041	22.938	23.651	27.235	1'45.865	253,5	15:48'37.829
3	31.771	24.249	26.924	30.896	1'53.840CP	254,7	15:50'31.669
4	6'23.374	23.664	24.054	26.969	7'38.061P	249,4	15:58'09.730
5	31.804	22.825	23.553	26.639	1'44.821	253,5	15:59'54.551
6	31.846	22.795	23.439	26.679	1'44.759	254,7	16:01'39.310
7	31.836	23.219	23.494	26.824	1'45.373	252,9	16:03'24.683
8	31.788	22.818	28.302	30.067	1'52.975	254,1	16:05'17.658
9	31.864	22.805	23.566	26.669	1'44.904	252,9	16:07'02.562
10	33.672	25.727	24.796	31.133	1'55.328P	216,0	16:08'57.890
11	47'29.944	24.327	24.391	28.434	48'47.096P	243,8	16:57'44.986
12	31.630	23.264	23.418	26.394	1'44.706	254,7	16:59'29.692
13	31.565	23.147	23.459	26.606	1'44.777	254,7	17:01'14.469
14	31.718	23.172	23.257	26.354	1'44.501	250,6	17:02'58.970
15	31.733	23.040	23.407	26.486	1'44.666	251,2	17:04'43.636
16	31.660	22.979	23.347	26.589	1'44.575	250,6	17:06'28.211
17	33.341	23.853	24.025	29.720	1'50.939P	240,5	17:08'19.150
18	5'47.091	31.171	25.584	31.038	7'14.884P	203,4	17:15'34.034
19	34.706	23.715	26.015	26.607	1'51.043	246,6	17:17'25.077
20	31.399	22.733	23.252	26.487	1'43.871	256,5	17:19'08.948
21	31.458	23.503	23.613	26.923	1'45.497	252,9	17:20'54.445
22	31.462	22.726	23.198	26.388	1'43.774	255,9	17:22'38.219

20° 47 R. HARTOG (1'43.753)							
-----------------------------	--	--	--	--	--	--	--

29/09/2017 P = Pits In/Out - C = Lap-Time Cancelled

These data/results cannot be reproduced, stored and/or transmitted in whole or in part by any manner of electronic, mechanical, photocopying, recording, broadcasting or otherwise now known or herein after developed without the previous express consent by the copyright owner, except for reproduction in daily press and regular printed publications on sale to the public within 60 days of the event related to those data/results and always provided that copyright symbol appears together as follows below.

© DORNA WSBK ORGANIZATION Srl 2017



French Round, 29-30 September - 1 October 2017

World Supersport - Chronological Analysis Free Practice 2nd Session

18	32.123	23.321	23.931	26.555	1'45.930	247,7	16:57'58.404
19	32.000	23.187	23.679	26.687	1'45.553	247,7	16:59'43.957
20	31.913	23.101	23.859	26.555	1'45.428	247,1	17:01'29.385
21	32.016	23.199	23.986	26.625	1'45.826	246,6	17:03'15.211
22	33.074	24.738	24.862	29.857	1'52.531P	236,3	17:05'07.742
23	4'01.316	23.640	23.778	26.745	5'15.479P	243,8	17:10'23.221
24	31.766	23.043	24.802	30.334	1'49.945P	247,1	17:12'13.166
25	1'44.305	23.750	24.127	30.068	3'02.250P	247,7	17:15'15.416
26	31.860	22.901	23.506	26.264	1'44.531	247,7	17:16'59.947
27	31.675	22.797	23.511	26.589	1'44.572	248,3	17:18'44.519
28	31.785	23.194	23.607	27.066	1'45.652	247,7	17:20'30.171
29	32.683	28.503	24.180	36.806	2'02.172P	245,5	17:22'32.343

28° 42 S. FROSSARD (1'44.665)

Lap	Seg.1	Seg.2	Seg.3	Seg.4	Lap Time	km/h	Local Time
1							15:46'52.782
2	51.859	23.869	24.486	27.614	2'07.828P	250,0	15:49'00.610
3	32.085	31.683	27.100	33.024	2'03.892CP	248,3	15:51'04.502
4	6'39.013	23.906	24.375	27.488	7'54.782P	248,3	15:58'59.284
5	32.125	23.526	24.144	27.366	1'47.161	252,9	16:00'46.445
6	32.082	23.238	23.965	27.266	1'46.551	252,9	16:02'32.996
7	32.118	23.480	24.314	27.258	1'47.170	252,3	16:04'20.166
8	31.949	23.083	24.052	26.889	1'45.973	252,3	16:06'06.139
9	32.180	23.235	24.114	26.815	1'46.344	249,4	16:07'52.483
10	32.329	23.434	24.595	31.641	1'51.999P	247,7	16:09'44.482
11	8'34.498	23.393	23.975	26.844	9'48.710P	249,4	16:19'33.192
12	31.735	31.023	33.433	39.982	2'16.173CP	254,7	16:21'49.365
13	30'14.721	25.130	25.487	27.429	31'32.767P	252,3	16:53'22.132
14	32.326	24.098	23.806	26.938	1'47.168	252,3	16:55'09.300
15	31.813	23.782	23.904	26.742	1'46.241	252,3	16:56'55.541
16	31.753	24.192	23.901	26.817	1'46.663	252,3	16:58'42.204
17	31.736	23.834	23.725	26.645	1'45.940	251,7	17:00'28.144
18	31.761	23.561	23.543	26.659	1'45.524	251,7	17:02'13.668
19	31.620	23.347	23.574	26.518	1'45.059	252,3	17:03'58.727
20	31.614	23.173	23.462	26.442	1'44.691	252,3	17:05'43.418
21	31.594	23.076	23.632	26.514	1'44.816	253,5	17:07'28.234
22	31.721	22.917	23.584	31.350	1'49.572P	253,5	17:09'17.806
23	4'39.309	23.694	24.126	26.968	5'54.097P	247,1	17:15'11.903
24	31.806	23.034	23.727	26.555	1'45.122	250,6	17:16'57.025
25	31.692	22.920	23.601	26.663	1'44.876	252,3	17:18'41.901
26	31.594	22.987	23.665	26.704	1'44.950	253,5	17:20'26.851
27	31.633	22.960	23.660	26.412	1'44.665	252,9	17:22'11.516

29° 83 L. EPIS (1'45.049)

Lap	Seg.1	Seg.2	Seg.3	Seg.4	Lap Time	km/h	Local Time
1		23.745	24.261	26.973		234,8	15:46'49.715
2	32.234	23.298	23.803	27.141	1'46.476	246,0	15:48'36.191
3	32.164	23.619	25.209	30.791	1'51.783CP	248,8	15:50'27.974
4	7'21.526	26.083	24.056	26.871	8'38.536P	234,8	15:59'06.510
5	32.219	23.413	23.837	27.071	1'46.540	246,6	16:00'53.050
6	32.070	23.223	23.591	26.783	1'45.667	247,1	16:02'38.717
7	31.922	23.079	23.710	26.975	1'45.686	246,6	16:04'24.403
8	32.115	23.089	23.607	26.544	1'45.355	246,0	16:06'09.758
9	31.877	23.077	23.578	26.517	1'45.049	246,0	16:07'54.807
10	32.105	24.181	24.488	29.173	1'49.947P	234,3	16:09'44.754
11	6'29.023	23.157	23.245	27.336	7'42.761P	240,0	16:17'27.515
12	31.848	22.867	23.322	27.088	1'45.125	248,3	16:19'12.640
13	31.848	56'52.055	24.540	27.510	58'15.953	247,1	17:17'28.593
14	32.272	23.245	23.800	26.868	1'46.185	248,3	17:19'14.778

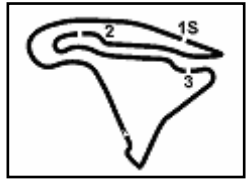
30° 44 R. ROLFO (1'45.726)

Lap	Seg.1	Seg.2	Seg.3	Seg.4	Lap Time	km/h	Local Time
1		24.716	24.465	26.907		225,0	15:46'55.234
2	32.229	23.351	23.797	26.349	1'45.726	247,1	15:48'40.960

29/09/2017 P = Pits In/Out - C = Lap-Time Cancelled

These data/results cannot be reproduced, stored and/or transmitted in whole or in part by any manner of electronic, mechanical, photocopying, recording, broadcasting or otherwise now known or herein after developed without the previous express consent by the copyright owner, except for reproduction in daily press and regular printed publications on sale to the public within 60 days of the event related to those data/results and always provided that copyright symbol appears together as follows below.

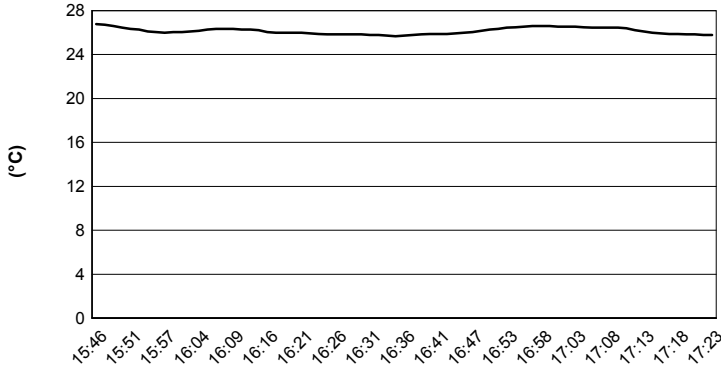
© DORNA WSBK ORGANIZATION Srl 2017



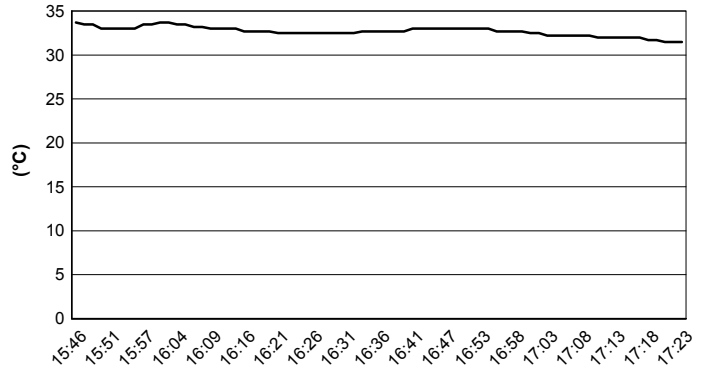
Magny-Cours 4.411 m

French Round, 29-30 September - 1 October 2017
World Supersport - Weather Report Free Practice 2nd Session
 Session started 15:45 - Session ended 17:23

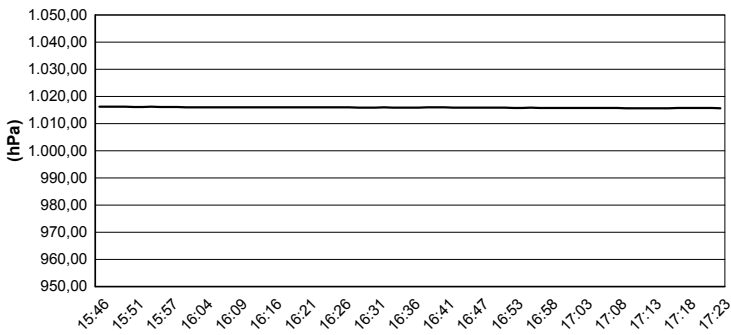
Air Temperature



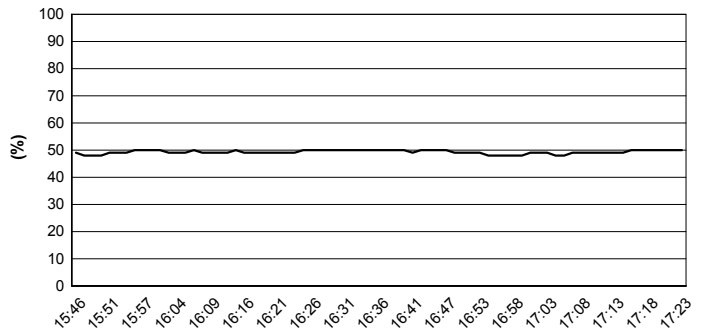
Track Temperature



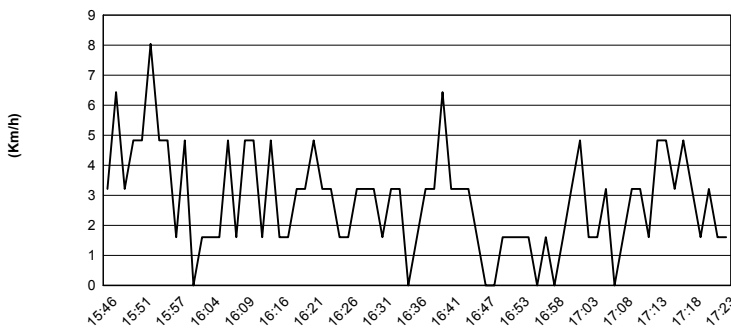
Air Pressure



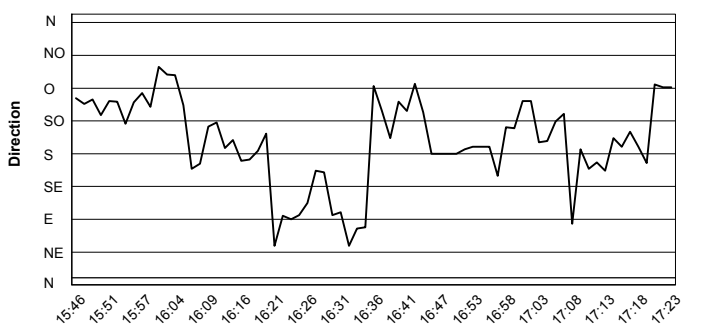
Humidity



Wind Speed



Wind Direction

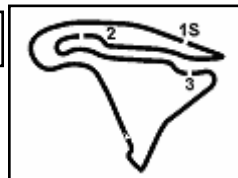


29/09/2017

These data/results cannot be reproduced, stored and/or transmitted in whole or in part by any manner of electronic, mechanical, photocopying, recording, broadcasting or otherwise now known or herein after developed without the previous express consent by the copyright owner, except for reproduction in daily press and regular printed publications on sale to the public within 60 days of the event related to those data/results and always provided that copyright symbol appears together as follows below.

© DORNA WSBK ORGANIZATION Srl 2017





French Round, 29-30 September - 1 October 2017

World Supersport - Superpoles Entry List

Superpole 1

FPs Pos	No. Rider	Nat	Team	Bike	Time
11	78 H. OKUBO	JPN	CIA Landlord Insurance Honda	Honda CBR600RR	1'42.617
12	87 L. ZANETTI	ITA	Team Factory Vamag	MV Agusta F3 675	1'42.628
13	111 K. SMITH	GBR	GEMAR Team Lorini	Honda CBR600RR	1'42.675
14	81 L. STAPLEFORD	GBR	Profile Racing	Triumph Daytona 675	1'42.677
15	25 A. BALDOLINI	ITA	Race Department ATK#25	Yamaha YZF R6	1'42.936
16	47 R. HARTOG	NED	Team Hartog - Jenik - Against Cancer	Kawasaki ZX-6R	1'42.950
17	11 C. GAMARINO	ITA	BARDAHL EVAN BROS. Honda Racing	Honda CBR600RR	1'42.996
18	71 C. BERGMAN	SWE	CIA Landlord Insurance Honda	Honda CBR600RR	1'43.361
19	35 S. HILL	GBR	Profile Racing	Triumph Daytona 675	1'43.413
20	26 K. WATANABE	JPN	Team Kawasaki Go Eleven	Kawasaki ZX-6R	1'43.727
21	77 K. RYDE	GBR	Kawasaki Puccetti Racing	Kawasaki ZX-6R	1'43.774
22	44 R. ROLFO	ITA	GEMAR Team Lorini	Honda CBR600RR	1'43.856
23	56 P. SEBESTYÉN	HUN	SSP Hungary by Pedercini Racing	Kawasaki ZX-6R	1'43.937
24	38 H. SOOMER	EST	WILSport Racedays	Honda CBR600RR	1'43.991
25	2 C. TANGRE	FRA	Yohann Moto Sport	Suzuki GSX-R600	1'44.001
26	10 N. CALERO	ESP	Orelac Racing VerdNatura	Kawasaki ZX-6R	1'44.296
27	63 Z. KHAIRUDDIN	MAS	Orelac Racing VerdNatura	Kawasaki ZX-6R	1'44.304
28	74 J. VAN SIKKELERUS	NED	MVR Racing	Yamaha YZF R6	1'44.531
29	42 S. FROSSARD	SUI	Stef Racing Team	Yamaha YZF R6	1'44.665
30	83 L. EPIS	AUS	Response RE Racing	Kawasaki ZX-6R	1'44.828

Superpole 2

FPs Pos	No. Rider	Nat	Team	Bike	Time
1	144 L. MAHIAS	FRA	GRT Yamaha Official WorldSSP Team	Yamaha YZF R6	1'41.502
2	1 K. SOFUOGLU	TUR	Kawasaki Puccetti Racing	Kawasaki ZX-6R	1'42.101
3	64 F. CARICASULO	ITA	GRT Yamaha Official WorldSSP Team	Yamaha YZF R6	1'42.141
4	99 P. JACOBSEN	USA	MV Agusta Reparto Corse	MV Agusta F3 675	1'42.157
5	66 N. TUULI	FIN	Kallio Racing	Yamaha YZF R6	1'42.161
6	32 S. MORAIS	RSA	Kallio Racing	Yamaha YZF R6	1'42.209
7	61 A. ZACCONE	ITA	MV Agusta Reparto Corse	MV Agusta F3 675	1'42.372
8	16 J. CLUZEL	FRA	CIA Landlord Insurance Honda	Honda CBR600RR	1'42.392
9	65 M. CANDUCCI	ITA	3570 Puccetti Racing FMI	Kawasaki ZX-6R	1'42.421
10	4 G. REA	GBR	Team Kawasaki Go Eleven	Kawasaki ZX-6R	1'42.464

*
*

* These positions are assigned to the 1st and 2nd rider classified in Superpole 1

29/09/2017 1!

These data/results cannot be reproduced, stored and/or transmitted in whole or in part by any manner of electronic, mechanical, photocopying, recording, broadcasting or otherwise now known or herein after developed without the previous express consent by the copyright owner, except for reproduction in daily press and regular printed publications on sale to the public within 60 days of the event related to those data/results and always provided that copyright symbol appears together as follows below.

© DORNA WSBK ORGANIZATION Srl 2017

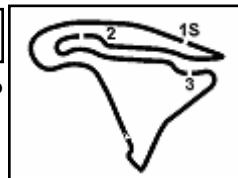
FICR PERUGIA TIMING



Official Tyre Supplier



Official Timekeeper



French Round, 29-30 September - 1 October 2017

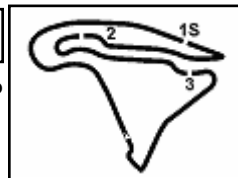
World Supersport - Best Laps & Speeds

No.	Rider		Best Lap	FP1		FP2	
	Nat	Bike		laps	speed	laps	speed
1	144	L. MAHIAS	1'41.502	18	259,6	25	258,3
	FRA	Yamaha YZF R6	43 259,6	18	259,6	25	258,3
2	1	K. SOFUOGLU	1'42.101	20	256,5	13	255,9
	TUR	Kawasaki ZX-6R	33 256,5	20	256,5	13	255,9
3	64	F. CARICASULO	1'42.141	23	258,9	17	256,5
	ITA	Yamaha YZF R6	40 258,9	23	258,9	17	256,5
4	99	P. JACOBSEN	1'42.157	20	257,1	20	256,5
	USA	MV Agusta F3 675	40 257,1	20	257,1	20	256,5
5	66	N. TUULI	1'42.161	24	258,9	16	252,9
	FIN	Yamaha YZF R6	40 258,9	24	258,9	16	252,9
6	32	S. MORAIS	1'42.209	23	257,7	22	257,7
	RSA	Yamaha YZF R6	45 257,7	23	257,7	22	257,7
7	61	A. ZACCONE	1'42.372	15	255,9	18	258,9
	ITA	MV Agusta F3 675	33 258,9	15	255,9	18	258,9
8	16	J. CLUZEL	1'42.392	22	258,9	20	257,1
	FRA	Honda CBR600RR	42 258,9	22	258,9	20	257,1
9	65	M. CANDUCCI	1'42.421	25	255,3	23	256,5
	ITA	Kawasaki ZX-6R	48 256,5	25	255,3	23	256,5
10	4	G. REA	1'42.464	23	253,5	20	254,1
	GBR	Kawasaki ZX-6R	43 254,1	23	253,5	20	254,1
11	78	H. OKUBO	1'42.617	24	260,2	22	255,3
	JPN	Honda CBR600RR	46 260,2	24	260,2	22	255,3
12	87	L. ZANETTI	1'42.628	20	258,9	11	255,9
	ITA	MV Agusta F3 675	31 258,9	20	258,9	11	255,9
13	111	K. SMITH	1'42.675	21	255,9	19	255,3
	GBR	Honda CBR600RR	40 255,9	21	255,9	19	255,3
14	81	L. STAPLEFORD	1'42.677	23	252,3	9	252,3
	GBR	Triumph Daytona 675	32 252,3	23	252,3	9	252,3
15	25	A. BALDOLINI	1'42.936	17	257,7	18	256,5
	ITA	Yamaha YZF R6	35 257,7	17	257,7	18	256,5
16	47	R. HARTOG	1'42.950	21	258,3	15	255,3
	NED	Kawasaki ZX-6R	36 258,3	21	258,3	15	255,3
17	11	C. GAMARINO	1'42.996	16	260,2	24	255,3
	ITA	Honda CBR600RR	40 260,2	16	260,2	24	255,3
18	71	C. BERGMAN	1'43.361	23	257,1	27	255,3
	SWE	Honda CBR600RR	50 257,1	23	257,1	27	255,3
19	35	S. HILL	1'43.413	20	250,5	22	254,1
	GBR	Triumph Daytona 675	42 254,1	20	250,5	22	254,1
20	26	K. WATANABE	1'43.727	26	252,9	28	252,9
	JPN	Kawasaki ZX-6R	54 252,9	26	252,9	28	252,9

29/09/2017

These data/results cannot be reproduced, stored and/or transmitted in whole or in part by any manner of electronic, mechanical, photocopying, recording, broadcasting or otherwise now known or herein after developed without the previous express consent by the copyright owner, except for reproduction in daily press and regular printed publications on sale to the public within 60 days of the event related to those data/results and always provided that copyright symbol appears together as follows below.

© DORNA WSBK ORGANIZATION Srl 2017



French Round, 29-30 September - 1 October 2017

World Supersport - Best Laps & Speeds

No.	Rider		Best Lap	FP1		FP2	
	Nat	Bike		laps	speed	laps	speed
21	77	K. RYDE	1'43.774	1'44.151	1'43.774		
	GBR	Kawasaki ZX-6R	39 256,5	18 255,3	21 256,5		
22	44	R. ROLFO	1'43.856	1'43.856	1'45.726		
	ITA	Honda CBR600RR	24 252,3	23 252,3	1 251,1		
23	56	P. SEBESTYÉN	1'43.937	1'44.003	1'43.937		
	HUN	Kawasaki ZX-6R	35 253,5	18 253,5	17 250,5		
24	38	H. SOOMER	1'43.991	1'44.012	1'43.991		
	EST	Honda CBR600RR	53 254,7	26 254,7	27 254,7		
25	2	C. TANGRE	1'44.001	1'45.529	1'44.001		
	FRA	Suzuki GSX-R600	35 253,5	9 251,7	26 253,5		
26	10	N. CALERO	1'44.296	1'44.688	1'44.296		
	ESP	Kawasaki ZX-6R	38 254,1	20 254,1	18 253,5		
27	63	Z. KHAIRUDDIN	1'44.304	1'44.481	1'44.304		
	MAS	Kawasaki ZX-6R	43 252,3	21 252,3	22 250,5		
28	74	J. VAN SIKKELERUS	1'44.531	1'44.873	1'44.531		
	NED	Yamaha YZF R6	54 250,5	26 250,0	28 250,5		
29	42	S. FROSSARD	1'44.665	1'45.080	1'44.665		
	SUI	Yamaha YZF R6	52 256,5	26 256,5	26 254,7		
30	83	L. EPIS	1'44.828	1'44.828	1'45.049		
	AUS	Kawasaki ZX-6R	37 248,8	24 248,8	13 248,8		

29/09/2017

These data/results cannot be reproduced, stored and/or transmitted in whole or in part by any manner of electronic, mechanical, photocopying, recording, broadcasting or otherwise now known or herein after developed without the previous express consent by the copyright owner, except for reproduction in daily press and regular printed publications on sale to the public within 60 days of the event related to those data/results and always provided that copyright symbol appears together as follows below.

© DORNA WSBK ORGANIZATION Srl 2017

FICR PERUGIA TIMING



Official Tyre Supplier



Official Timekeeper