

French Round, 29-30 September - 1 October 2017

World Supersport - Results Free Practice 3rd Session

Magny-Cours 4.411 m

1 / 2

No.	Rider	Nat	Team	Bike	Class	Time	Gap	Rel.	Laps	Speed	
										Avg	Max
1	1 K. SOFUOGLU	TUR	Kawasaki Puccetti Racing	Kawasaki ZX-6R		2'01.120			6	131,106	237,9
2	16 J. CLUZEL	FRA	CIA Landlord Insurance Honda	Honda CBR600RR		2'01.546	0.426	0.426	6	130,647	236,3
3	144 L. MAHIAS	FRA	GRT Yamaha Official WorldSSP Team	Yamaha YZF R6		2'03.795	2.675	2.249	6	128,273	235,8
4	111 K. SMITH	GBR	GEMAR Team Lorini	Honda CBR600RR		2'04.373	3.253	0.578	6	127,677	225,9
5	4 G. REA	GBR	Team Kawasaki Go Eleven	Kawasaki ZX-6R		2'04.516	3.396	0.143	6	127,531	223,6
6	26 K. WATANABE	JPN	Team Kawasaki Go Eleven	Kawasaki ZX-6R		2'04.961	3.841	0.445	6	127,076	242,2
7	66 N. TUULI	FIN	Kallio Racing	Yamaha YZF R6		2'05.847	4.727	0.886	5	126,182	223,6
8	99 P. JACOBSEN	USA	MV Agusta Reparto Corse	MV Agusta F3 675		2'05.878	4.758	0.031	4	126,151	231,8
9	87 L. ZANETTI	ITA	Team Factory Vamag	MV Agusta F3 675		2'06.070	4.950	0.192	6	125,959	230,8
10	61 A. ZACCONE	ITA	MV Agusta Reparto Corse	MV Agusta F3 675	ESS	2'06.190	5.070	0.120	6	125,839	218,6
11	71 C. BERGMAN	SWE	CIA Landlord Insurance Honda	Honda CBR600RR		2'06.285	5.165	0.095	6	125,744	230,3
12	78 H. OKUBO	JPN	CIA Landlord Insurance Honda	Honda CBR600RR		2'06.428	5.308	0.143	6	125,602	226,4
13	64 F. CARICASULO	ITA	GRT Yamaha Official WorldSSP Team	Yamaha YZF R6		2'06.447	5.327	0.019	3	125,583	227,8
14	83 L. EPIS	AUS	Response RE Racing	Kawasaki ZX-6R		2'07.374	6.254	0.927	6	124,669	242,7
15	25 A. BALDOLINI	ITA	Race Department ATK#25	Yamaha YZF R6		2'07.503	6.383	0.129	6	124,543	232,8
16	56 P. SEBESTYÉN	HUN	SSP Hungary by Pedercini Racing	Kawasaki ZX-6R	ESS	2'07.538	6.418	0.035	6	124,509	220,9
17	81 L. STAPLEFORD	GBR	Profile Racing	Triumph Daytona 675		2'07.688	6.568	0.150	6	124,363	211,8
18	47 R. HARTOG	NED	Team Hartog - Jenik - Against Cancer	Kawasaki ZX-6R	ESS	2'07.708	6.588	0.020	6	124,343	225,0
19	11 C. GAMARINO	ITA	BARDAHL EVAN BROS. Honda Racing	Honda CBR600RR		2'08.135	7.015	0.427	6	123,929	226,4
20	2 C. TANGRE	FRA	Yohann Moto Sport	Suzuki GSX-R600		2'08.484	7.364	0.349	7	123,592	228,3
21	42 S. FROSSARD	SUI	Stef Racing Team	Yamaha YZF R6		2'09.643	8.523	1.159	7	122,487	216,0
22	44 R. ROLFO	ITA	GEMAR Team Lorini	Honda CBR600RR		2'09.833	8.713	0.190	6	122,308	210,9
23	63 Z. KHAIRUDDIN	MAS	Orelac Racing VerdNatura	Kawasaki ZX-6R		2'09.884	8.764	0.051	6	122,260	224,5
24	32 S. MORAIS	RSA	Kallio Racing	Yamaha YZF R6		2'10.757	9.637	0.873	5	121,444	231,8
25	38 H. SOOMER	EST	WILSport Racedays	Honda CBR600RR	ESS	2'13.295	12.175	2.538	5	119,131	224,1
26	10 N. CALERO	ESP	Orelac Racing VerdNatura	Kawasaki ZX-6R		2'13.504	12.384	0.209	6	118,945	230,3
27	74 J. VAN SIKKELERUS	NED	MVR Racing	Yamaha YZF R6	ESS	2'13.929	12.809	0.425	1	118,567	208,5
28	65 M. CANDUCCI	ITA	3570 Puccetti Racing FMI	Kawasaki ZX-6R		2'14.663	13.543	0.734	4	117,921	214,7
29	35 S. HILL	GBR	Profile Racing	Triumph Daytona 675		2'18.978	17.858	4.315	4	114,260	194,2
30	77 K. RYDE	GBR	Kawasaki Puccetti Racing	Kawasaki ZX-6R		2'20.850	19.730	1.872	4	112,741	214,3

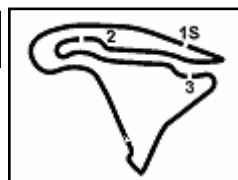
AIR	Humidity:	92%	Temp:	14°C
TRACK	Condition:	Wet	Temp:	17°C

Records	Pole (QP)	2014 J.Cluzel	1'40.550	157,930	Km/h
	Race (RC)	2009 C.Crutchlow	1'41.407	156,590	Km/h
	Circuit (QP)	2014 J.Cluzel	1'40.550	157,930	Km/h

Start 30/09/2017 09:25 End 09:42 The results are provisional until the end of the time limit for protests and appeals and the completion of the technical checks.

These data/results cannot be reproduced, stored and/or transmitted in whole or in part by any manner of electronic, mechanical, photocopying, recording, broadcasting or otherwise now known or herein after developed without the previous express consent by the copyright owner, except for reproduction in daily press and regular printed publications on sale to the public within 60 days of the event related to those data/results and always provided that copyright symbol appears together as follows below.

© DORNA WSBK ORGANIZATION Srl 2017



French Round, 29-30 September - 1 October 2017

World Supersport - Results Free Practice 3rd Session

Session Highlights

Local Time	No. Rider	Description
09.25.00		Start
09.30.14	83 L. EPIS	Crashed - Turn 3
09.30.28	83 L. EPIS	Re-joined
09.31.03	74 J. VAN SIKKELERUS	Crashed - Turn 7
09.33.09	35 S. HILL	Crashed - Turn 13
09.33.21	35 S. HILL	Re-joined
09.35.20	64 F. CARICASULO	Lap Cancelled - Exceeded Track Limits - Turn 11
09.35.37	64 F. CARICASULO	Crashed - Turn 12
09.37.04	99 P. JACOBSEN	Crashed - Turn 3
09.38.06		STK1000 FP3 Pit Lane Will Open at 09:47
09.39.14	99 P. JACOBSEN	Medical Centre
09.41.20	144 L. MAHIAS	Crashed - Turn 15
09.42.00	144 L. MAHIAS	Re-joined
09.42.27		End Of Session

Fastest Laps Sequence

No.	Rider	Nat	Team	Bike	Local Time	Time	Gap	Avg
26	K. WATANABE	JPN	Team Kawasaki Go Eleven	Kawasaki ZX-6R	09:29'36.718	2'10.983		121,234
16	J. CLUZEL	FRA	CIA Landlord Insurance Honda	Honda CBR600RR	09:30'38.948	2'06.643	-4.340	125,389
144	L. MAHIAS	FRA	GRT Yamaha Official WorldSSP Team	Yamaha YZF R6	09:30'55.572	2'05.694	-0.949	126,335
16	J. CLUZEL	FRA	CIA Landlord Insurance Honda	Honda CBR600RR	09:32'44.437	2'05.489	-0.205	126,542
16	J. CLUZEL	FRA	CIA Landlord Insurance Honda	Honda CBR600RR	09:34'49.052	2'04.615	-0.874	127,429
16	J. CLUZEL	FRA	CIA Landlord Insurance Honda	Honda CBR600RR	09:36'51.773	2'02.721	-1.894	129,396
1	K. SOFUOGLU	TUR	Kawasaki Puccetti Racing	Kawasaki ZX-6R	09:38'48.579	2'02.161	-0.560	129,989
16	J. CLUZEL	FRA	CIA Landlord Insurance Honda	Honda CBR600RR	09:38'53.728	2'01.955	-0.206	130,209
1	K. SOFUOGLU	TUR	Kawasaki Puccetti Racing	Kawasaki ZX-6R	09:40'49.699	2'01.120	-0.835	131,106

Start 30/09/2017 09:25 End 09:42 The results are provisional until the end of the time limit for protests and appeals and the completion of the technical checks.

These data/results cannot be reproduced, stored and/or transmitted in whole or in part by any manner of electronic, mechanical, photocopying, recording, broadcasting or otherwise now known or herein after developed without the previous express consent by the copyright owner, except for reproduction in daily press and regular printed publications on sale to the public within 60 days of the event related to those data/results and always provided that copyright symbol appears together as follows below.

© DORNA WSBK ORGANIZATION Srl 2017

French Round, 29-30 September - 1 October 2017

World Supersport - Best Sector & Speed Free Practice 3rd Session

Magny-Cours 4.411 m

BEST LAP		
1	1 K. SOFUOGLU	Kawasaki ZX-6R 2'01.120
2	16 J. CLUZEL	Honda CBR600RR 2'01.546
3	144 L. MAHIAS	Yamaha YZF R6 2'03.795
4	111 K. SMITH	Honda CBR600RR 2'04.373
5	4 G. REA	Kawasaki ZX-6R 2'04.516
6	26 K. WATANABE	Kawasaki ZX-6R 2'04.961
7	66 N. TUULI	Yamaha YZF R6 2'05.847
8	99 P. JACOBSEN	MV Agusta F3 675 2'05.878
9	87 L. ZANETTI	MV Agusta F3 675 2'06.070
10	61 A. ZACCONE	MV Agusta F3 675 2'06.190
11	71 C. BERGMAN	Honda CBR600RR 2'06.285
12	78 H. OKUBO	Honda CBR600RR 2'06.428
13	64 F. CARICASULO	Yamaha YZF R6 2'06.447
14	83 L. EPIS	Kawasaki ZX-6R 2'07.374
15	25 A. BALDOLINI	Yamaha YZF R6 2'07.503
16	56 P. SEBESTYÉN	Kawasaki ZX-6R 2'07.538
17	81 L. STAPLEFORD	Triumph Daytona 675 2'07.688
18	47 R. HARTOG	Kawasaki ZX-6R 2'07.708
19	11 C. GAMARINO	Honda CBR600RR 2'08.135
20	2 C. TANGRE	Suzuki GSX-R600 2'08.484
21	42 S. FROSSARD	Yamaha YZF R6 2'09.643
22	44 R. ROLFO	Honda CBR600RR 2'09.833
23	63 Z. KHAIRUDDIN	Kawasaki ZX-6R 2'09.884
24	32 S. MORAIS	Yamaha YZF R6 2'10.757
25	38 H. SOOMER	Honda CBR600RR 2'13.295
26	10 N. CALERO	Kawasaki ZX-6R 2'13.504
27	74 J. VAN SIKKELERUS	Yamaha YZF R6 2'13.929
28	65 M. CANDUCCI	Kawasaki ZX-6R 2'14.663
29	35 S. HILL	Triumph Daytona 675 2'18.978
30	77 K. RYDE	Kawasaki ZX-6R 2'20.850

SPEED		
1	83 L. EPIS	Kawasaki ZX-6R 242.7
2	26 K. WATANABE	Kawasaki ZX-6R 242.2
3	1 K. SOFUOGLU	Kawasaki ZX-6R 237.9
4	16 J. CLUZEL	Honda CBR600RR 236.3
5	144 L. MAHIAS	Yamaha YZF R6 235.8
6	25 A. BALDOLINI	Yamaha YZF R6 232.8
7	99 P. JACOBSEN	MV Agusta F3 675 231.8
8	32 S. MORAIS	Yamaha YZF R6 231.8
9	87 L. ZANETTI	MV Agusta F3 675 230.8
10	71 C. BERGMAN	Honda CBR600RR 230.3
11	10 N. CALERO	Kawasaki ZX-6R 230.3
12	2 C. TANGRE	Suzuki GSX-R600 228.3
13	64 F. CARICASULO	Yamaha YZF R6 227.8
14	11 C. GAMARINO	Honda CBR600RR 226.4
15	78 H. OKUBO	Honda CBR600RR 226.4
16	111 K. SMITH	Honda CBR600RR 225.9
17	47 R. HARTOG	Kawasaki ZX-6R 225.0
18	63 Z. KHAIRUDDIN	Kawasaki ZX-6R 224.5
19	38 H. SOOMER	Honda CBR600RR 224.1
20	4 G. REA	Kawasaki ZX-6R 223.6
21	66 N. TUULI	Yamaha YZF R6 223.6
22	56 P. SEBESTYÉN	Kawasaki ZX-6R 220.9
23	61 A. ZACCONE	MV Agusta F3 675 218.6
24	42 S. FROSSARD	Yamaha YZF R6 216.0
25	65 M. CANDUCCI	Kawasaki ZX-6R 214.7
26	77 K. RYDE	Kawasaki ZX-6R 214.3
27	81 L. STAPLEFORD	Triumph Daytona 675 211.8
28	44 R. ROLFO	Honda CBR600RR 210.9
29	74 J. VAN SIKKELERUS	Yamaha YZF R6 208.5
30	35 S. HILL	Triumph Daytona 675 194.2

SEG. 1			SEG. 2			SEG. 3			SEG. 4		
1	64 F. CARICASULO	36.057	1	16 J. CLUZEL	26.888	1	1 K. SOFUOGLU	27.632	1	1 K. SOFUOGLU	30.026
2	1 K. SOFUOGLU	36.266	2	144 L. MAHIAS	26.994	2	144 L. MAHIAS	27.634	2	16 J. CLUZEL	30.112
3	144 L. MAHIAS	36.279	3	1 K. SOFUOGLU	27.165	3	16 J. CLUZEL	28.021	3	144 L. MAHIAS	31.049
4	111 K. SMITH	36.442	4	26 K. WATANABE	27.260	4	99 P. JACOBSEN	28.507	4	87 L. ZANETTI	31.051
5	16 J. CLUZEL	36.455	5	25 A. BALDOLINI	27.509	5	66 N. TUULI	28.525	5	4 G. REA	31.202
6	4 G. REA	36.771	6	64 F. CARICASULO	27.527	6	111 K. SMITH	28.557	6	66 N. TUULI	31.238
7	71 C. BERGMAN	36.929	7	4 G. REA	27.584	7	4 G. REA	28.567	7	26 K. WATANABE	31.372
8	78 H. OKUBO	37.056	8	111 K. SMITH	27.801	8	78 H. OKUBO	28.657	8	111 K. SMITH	31.573
9	99 P. JACOBSEN	37.070	9	83 L. EPIS	27.907	9	11 C. GAMARINO	28.763	9	78 H. OKUBO	31.747
10	26 K. WATANABE	37.113	10	61 A. ZACCONE	27.920	10	61 A. ZACCONE	28.788	10	99 P. JACOBSEN	31.830
11	32 S. MORAIS	37.273	11	56 P. SEBESTYÉN	28.028	11	64 F. CARICASULO	28.799	11	56 P. SEBESTYÉN	31.864
12	61 A. ZACCONE	37.311	12	2 C. TANGRE	28.052	12	71 C. BERGMAN	28.842	12	83 L. EPIS	31.985
13	47 R. HARTOG	37.318	13	87 L. ZANETTI	28.054	13	87 L. ZANETTI	29.007	13	81 L. STAPLEFORD	32.088
14	11 C. GAMARINO	37.358	14	71 C. BERGMAN	28.068	14	26 K. WATANABE	29.216	14	61 A. ZACCONE	32.171
15	81 L. STAPLEFORD	37.440	15	66 N. TUULI	28.178	15	32 S. MORAIS	29.232	15	64 F. CARICASULO	32.279
16	42 S. FROSSARD	37.456	16	99 P. JACOBSEN	28.234	16	47 R. HARTOG	29.257	16	71 C. BERGMAN	32.291
17	2 C. TANGRE	37.672	17	78 H. OKUBO	28.262	17	2 C. TANGRE	29.311	17	25 A. BALDOLINI	32.292
18	83 L. EPIS	37.746	18	81 L. STAPLEFORD	28.398	18	81 L. STAPLEFORD	29.314	18	44 R. ROLFO	32.458
19	56 P. SEBESTYÉN	37.857	19	11 C. GAMARINO	28.474	19	56 P. SEBESTYÉN	29.386	19	47 R. HARTOG	32.460
20	66 N. TUULI	37.906	20	47 R. HARTOG	28.673	20	83 L. EPIS	29.590	20	32 S. MORAIS	32.539
21	44 R. ROLFO	37.922	21	63 Z. KHAIRUDDIN	28.689	21	25 A. BALDOLINI	29.643	21	63 Z. KHAIRUDDIN	32.549
22	87 L. ZANETTI	37.958	22	10 N. CALERO	28.896	22	63 Z. KHAIRUDDIN	29.698	22	2 C. TANGRE	32.570
23	25 A. BALDOLINI	38.010	23	38 H. SOOMER	29.003	23	42 S. FROSSARD	30.004	23	11 C. GAMARINO	32.761
24	74 J. VAN SIKKELER	38.098	24	44 R. ROLFO	29.010	24	44 R. ROLFO	30.091	24	38 H. SOOMER	33.019
25	38 H. SOOMER	38.219	25	42 S. FROSSARD	29.047	25	74 J. VAN SIKKELER	30.517	25	42 S. FROSSARD	33.066
26	63 Z. KHAIRUDDIN	38.353	26	32 S. MORAIS	29.595	26	38 H. SOOMER	30.599	26	74 J. VAN SIKKELER	33.651
27	10 N. CALERO	38.723	27	74 J. VAN SIKKELER	29.612	27	10 N. CALERO	30.766	27	10 N. CALERO	33.701
28	65 M. CANDUCCI	38.969	28	65 M. CANDUCCI	29.735	28	65 M. CANDUCCI	31.195	28	65 M. CANDUCCI	34.764
29	77 K. RYDE	40.855	29	77 K. RYDE	30.672	29	35 S. HILL	31.314	29	35 S. HILL	35.236
30	35 S. HILL	40.864	30	35 S. HILL	31.564	30	77 K. RYDE	32.521	30	77 K. RYDE	36.547

30/09/2017

These data/results cannot be reproduced, stored and/or transmitted in whole or in part by any manner of electronic, mechanical, photocopying, recording, broadcasting or otherwise now known or herein after developed without the previous express consent by the copyright owner, except for reproduction in daily press and regular printed publications on sale to the public within 60 days of the event related to those data/results and always provided that copyright symbol appears together as follows below.

© DORNA WSBK ORGANIZATION Srl 2017

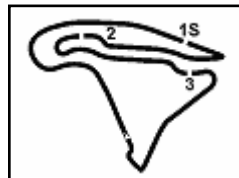
FICR PERUGIA TIMING



Official Tyre Supplier



Official Timekeeper



Magny-Cours 4.411 m

French Round, 29-30 September - 1 October 2017

World Supersport - Ideal Times Free Practice 3rd Session

Rider No.	Nat	Bike	Seg. 1 Diff. 1	Seg. 2 Diff. 2	Seg. 3 Diff. 3	Seg. 4 Diff. 4	Ideal Time			
							Best Lap	Pos.	Diff.	
1	1 K. SOFUOGLU	TUR	Kawasaki ZX-6R	36.266	27.165	27.632	30.026 0.031	2'01.089 2'01.120	1	0.031
2	16 J. CLUZEL	FRA	Honda CBR600RR	36.455	26.888	28.021	30.112 0.070	2'01.476 2'01.546	2	0.070
3	144 L. MAHIAS	FRA	Yamaha YZF R6	36.279 0.735	26.994	27.634 1.104	31.049	2'01.956 2'03.795	3	1.839
4	4 G. REA	GBR	Kawasaki ZX-6R	36.771 0.392	27.584	28.567	31.202	2'04.124 2'04.516	5	0.392
5	111 K. SMITH	GBR	Honda CBR600RR	36.442	27.801	28.557	31.573	2'04.373 2'04.373	4	
6	64 F. CARICASULO	ITA	Yamaha YZF R6	36.057 0.719	27.527 0.987	28.799 0.079	32.279	2'04.662 2'06.447	13	1.785
7	26 K. WATANABE	JPN	Kawasaki ZX-6R	37.113	27.260	29.216	31.372	2'04.961 2'04.961	6	
8	99 P. JACOBSEN	USA	MV Agusta F3 675	37.070	28.234	28.507	31.830 0.237	2'05.641 2'05.878	8	0.237
9	78 H. OKUBO	JPN	Honda CBR600RR	37.056 0.064	28.262	28.657	31.747 0.642	2'05.722 2'06.428	12	0.706
10	66 N. TUULI	FIN	Yamaha YZF R6	37.906	28.178	28.525	31.238	2'05.847 2'05.847	7	
11	87 L. ZANETTI	ITA	MV Agusta F3 675	37.958	28.054	29.007	31.051	2'06.070 2'06.070	9	
12	71 C. BERGMAN	SWE	Honda CBR600RR	36.929 0.155	28.068	28.842	32.291	2'06.130 2'06.285	11	0.155
13	61 A. ZACCONE	ITA	MV Agusta F3 675	37.311	27.920	28.788	32.171	2'06.190 2'06.190	10	
14	56 P. SEBESTYÉN	HUN	Kawasaki ZX-6R	37.857	28.028	29.386 0.069	31.864 0.334	2'07.135 2'07.538	16	0.403
15	83 L. EPIS	AUS	Kawasaki ZX-6R	37.746	27.907	29.590	31.985 0.146	2'07.228 2'07.374	14	0.146
16	81 L. STAPLEFORD	GBR	Triumph Daytona 675	37.440 0.283	28.398 0.165	29.314	32.088	2'07.240 2'07.688	17	0.448
17	11 C. GAMARINO	ITA	Honda CBR600RR	37.358	28.474 0.779	28.763	32.761	2'07.356 2'08.135	19	0.779
18	25 A. BALDOLINI	ITA	Yamaha YZF R6	38.010	27.509	29.643	32.292 0.049	2'07.454 2'07.503	15	0.049
19	2 C. TANGRE	FRA	Suzuki GSX-R600	37.672 0.189	28.052 0.690	29.311	32.570	2'07.605 2'08.484	20	0.879
20	47 R. HARTOG	NED	Kawasaki ZX-6R	37.318	28.673	29.257	32.460	2'07.708 2'07.708	18	
21	32 S. MORAIS	RSA	Yamaha YZF R6	37.273 0.883	29.595	29.232 1.235	32.539	2'08.639 2'10.757	24	2.118
22	63 Z. KHAIRUDDIN	MAS	Kawasaki ZX-6R	38.353	28.689	29.698	32.549 0.595	2'09.289 2'09.884	23	0.595
23	44 R. ROLFO	ITA	Honda CBR600RR	37.922	29.010	30.091 0.215	32.458 0.137	2'09.481 2'09.833	22	0.352
24	42 S. FROSSARD	SUI	Yamaha YZF R6	37.456	29.047	30.004 0.070	33.066	2'09.573 2'09.643	21	0.070
25	38 H. SOOMER	EST	Honda CBR600RR	38.219 0.267	29.003 0.491	30.599 0.809	33.019 0.888	2'10.840 2'13.295	25	2.455
26	74 J. VAN SIKKELERUS	NED	Yamaha YZF R6	38.098 2.051	29.612	30.517	33.651	2'11.878 2'13.929	27	2.051
27	10 N. CALERO	ESP	Kawasaki ZX-6R	38.723	28.896 0.438	30.766 0.980	33.701	2'12.086 2'13.504	26	1.418
28	65 M. CANDUCCI	ITA	Kawasaki ZX-6R	38.969	29.735	31.195	34.764	2'14.663 2'14.663	28	
29	35 S. HILL	GBR	Triumph Daytona 675	40.864	31.564	31.314	35.236	2'18.978 2'18.978	29	
30	77 K. RYDE	GBR	Kawasaki ZX-6R	40.855	30.672	32.521 0.255	36.547	2'20.595 2'20.850	30	0.255
Overall Ideal Time				36.057	26.888	27.632	30.026	2'00.603		

30/09/2017

These data/results cannot be reproduced, stored and/or transmitted in whole or in part by any manner of electronic, mechanical, photocopying, recording, broadcasting or otherwise now known or herein after developed without the previous express consent by the copyright owner, except for reproduction in daily press and regular printed publications on sale to the public within 60 days of the event related to those data/results and always provided that copyright symbol appears together as follows below.

© DORNA WSBK ORGANIZATION Srl 2017

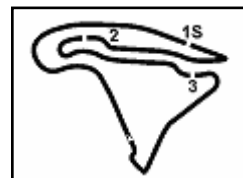
FICR PERUGIA TIMING



Official Tyre Supplier



Official Timekeeper



French Round, 29-30 September - 1 October 2017

World Supersport - Chronological Analysis Free Practice 3rd Session

Magny-Cours 4.411 m

1 / 3

1° 1 K. SOFUOGLU (2'01.120)							
Lap	Seg.1	Seg.2	Seg.3	Seg.4	Lap Time	km/h	Local Time
1		32.011	32.679	35.655		186,2	9:28'13.384
2	39.684	29.818	29.938	32.319	2'11.759	222,2	9:30'25.143
3	38.037	29.523	29.400	31.583	2'08.543	209,3	9:32'33.686
4	38.142	28.543	29.021	31.713	2'07.419	220,4	9:34'41.105
5	37.545	28.210	28.713	30.845	2'05.313	226,9	9:36'46.418
6	36.617	27.554	27.964	30.026	2'02.161	231,3	9:38'48.579
7	36.266	27.165	27.632	30.057	2'01.120	237,9	9:40'49.699

2° 16 J. CLUZEL (2'01.546)							
Lap	Seg.1	Seg.2	Seg.3	Seg.4	Lap Time	km/h	Local Time
1		29.256	30.222	32.046		210,1	9:28'32.305
2	37.758	28.197	28.921	31.767	2'06.643	225,0	9:30'38.948
3	37.879	27.928	28.485	31.197	2'05.489	226,9	9:32'44.437
4	37.315	27.639	28.712	30.949	2'04.615	229,8	9:34'49.052
5	36.617	27.127	28.276	30.701	2'02.721	236,3	9:36'51.773
6	36.493	27.267	28.083	30.112	2'01.955	233,8	9:38'53.728
7	36.455	26.888	28.021	30.182	2'01.546	227,4	9:40'55.274

3° 144 L. MAHIAS (2'03.795)							
Lap	Seg.1	Seg.2	Seg.3	Seg.4	Lap Time	km/h	Local Time
1		28.072	29.949	33.295		215,1	9:28'49.878
2	37.234	27.620	28.862	31.978	2'05.694	231,8	9:30'55.572
3	37.033	27.945	29.004	32.817	2'06.799	220,4	9:33'02.371
4	36.437	27.622	29.039	31.554	2'04.652	235,3	9:35'07.023
5	36.499	27.733	28.550	31.137	2'03.919	232,8	9:37'10.942
6	37.014	26.994	28.738	31.049	2'03.795	224,1	9:39'14.737
7	36.279	27.013	27.634	1'27.357	2'58.283P	235,8	9:42'13.020

4° 111 K. SMITH (2'04.373)							
Lap	Seg.1	Seg.2	Seg.3	Seg.4	Lap Time	km/h	Local Time
1		31.375	30.986	34.622		187,2	9:27'49.205
2	39.169	28.731	30.049	33.039	2'10.988	204,5	9:30'00.193
3	37.917	30.231	29.529	32.379	2'10.056	209,3	9:32'10.249
4	36.955	28.126	29.288	35.226	2'09.595P	215,1	9:34'19.844
5	1'35.553	28.578	29.042	32.088	3'05.261P	208,1	9:37'25.105
6	36.442	27.801	28.557	31.573	2'04.373	225,9	9:39'29.478
7	36.740	28.369	29.881	31.893	2'06.883	210,9	9:41'36.361

5° 4 G. REA (2'04.516)							
Lap	Seg.1	Seg.2	Seg.3	Seg.4	Lap Time	km/h	Local Time
1		31.198	31.381	33.948		200,7	9:27'59.564
2	39.287	29.755	29.637	32.500	2'11.179	195,3	9:30'10.743
3	37.667	28.743	29.683	31.883	2'07.976	220,9	9:32'18.719
4	37.053	27.670	29.131	31.695	2'05.549	223,6	9:34'24.268
5	36.961	27.799	29.063	31.519	2'05.342	219,5	9:36'29.610
6	36.771	28.469	28.647	31.613	2'05.500	207,7	9:38'35.110
7	37.163	27.584	28.567	31.202	2'04.516	217,7	9:40'39.626

6° 26 K. WATANABE (2'04.961)							
Lap	Seg.1	Seg.2	Seg.3	Seg.4	Lap Time	km/h	Local Time
1		28.815	31.484	34.742		235,3	9:27'25.735
2	38.654	28.692	30.779	32.858	2'10.983	229,3	9:29'36.718
3	37.484	27.881	29.380	33.324	2'08.069	238,4	9:31'44.787
4	37.377	28.654	29.768	31.926	2'07.725	233,3	9:33'52.512
5	37.471	28.103	30.515	32.609	2'08.698	239,5	9:36'01.210
6	37.469	27.711	29.278	31.440	2'05.898	238,4	9:38'07.108
7	37.113	27.260	29.216	31.372	2'04.961	242,2	9:40'12.069

7° 66 N. TUULI (2'05.847)							
Lap	Seg.1	Seg.2	Seg.3	Seg.4	Lap Time	km/h	Local Time
1		32.568	31.889	35.089		181,5	9:27'57.653
2	40.287	29.755	29.658	32.904	2'12.604	207,7	9:30'10.257

3	38.826	31.744	32.020	36.515	2'19.105P	199,3	9:32'29.362
4	2'04.254	29.717	31.194	33.728	3'38.893P	202,2	9:36'08.255
5	38.691	29.221	29.323	32.028	2'09.263	216,4	9:38'17.518
6	37.906	28.178	28.525	31.238	2'05.847	223,6	9:40'23.365

8° 99 P. JACOBSEN (2'05.878)							
Lap	Seg.1	Seg.2	Seg.3	Seg.4	Lap Time	km/h	Local Time
1		30.984	31.360	35.586		191,5	9:27'48.723
2	40.717	29.245	30.215	33.331	2'13.508	210,5	9:30'02.231
3	37.858	29.449	29.764	32.024	2'09.095	209,3	9:32'11.326
4	37.070	28.234	28.507	32.067	2'05.878	218,6	9:34'17.204
5	37.398	28.314	29.444	31.830	2'06.986	231,8	9:36'24.190

9° 87 L. ZANETTI (2'06.070)							
Lap	Seg.1	Seg.2	Seg.3	Seg.4	Lap Time	km/h	Local Time
1		32.496	32.764	37.011		178,8	9:27'39.895
2	41.544	29.756	30.567	33.282	2'15.149	214,7	9:29'55.044
3	39.247	29.331	30.163	32.449	2'11.190	225,5	9:32'06.234
4	39.137	28.590	29.755	32.149	2'09.631	221,8	9:34'15.865
5	38.653	29.082	29.852	31.692	2'09.279	224,5	9:36'25.144
6	38.508	28.318	29.097	32.013	2'07.936	225,5	9:38'33.080
7	37.958	28.054	29.007	31.051	2'06.070	230,8	9:40'39.150

10° 61 A. ZACCONE (2'06.190)							
Lap	Seg.1	Seg.2	Seg.3	Seg.4	Lap Time	km/h	Local Time
1		32.990	31.438	35.671		179,4	9:27'59.138
2	39.941	30.489	30.598	34.004	2'15.032	187,8	9:30'14.170
3	38.466	29.297	30.096	33.445	2'11.304	204,5	9:32'25.474
4	37.800	29.866	29.573	32.631	2'09.870	212,6	9:34'35.344
5	37.468	28.705	29.511	32.175	2'07.859	217,3	9:36'43.203
6	37.525	28.441	29.144	32.548	2'07.658	218,6	9:38'50.861
7	37.311	27.920	28.788	32.171	2'06.190	214,7	9:40'57.051

11° 71 C. BERGMAN (2'06.285)							
Lap	Seg.1	Seg.2	Seg.3	Seg.4	Lap Time	km/h	Local Time
1		32.110	32.545	36.182		179,7	9:27'42.357
2	39.587	29.778	31.104	34.069	2'14.538	213,4	9:29'56.895
3	38.258	30.118	30.421	33.065	2'11.862	217,3	9:32'08.757
4	37.433	28.586	29.490	33.976	2'09.485	230,3	9:34'18.242
5	37.391	28.545	29.931	33.014	2'08.881	218,6	9:36'27.123
6	36.929	28.980	29.564	33.084	2'08.557	223,6	9:38'35.680
7	37.084	28.068	28.842	32.291	2'06.285	221,8	9:40'41.965

12° 78 H. OKUBO (2'06.428)							
Lap	Seg.1	Seg.2	Seg.3	Seg.4	Lap Time	km/h	Local Time
1		32.052	32.529	35.911		173,6	9:27'38.958
2	39.106	30.124	30.790	33.708	2'13.728	201,5	9:29'52.686
3	39.067	36.386	31.067	33.193	2'19.713	215,6	9:32'12.399
4	37.120	28.262	28.657	32.389	2'06.428	214,7	9:34'18.827
5	37.226	28.456	29.836	32.944	2'08.462	208,9	9:36'27.289
6	37.056	28.329	28.979	37.386	2'11.750	226,4	9:38'39.039
7	38.282	28.339	29.044	31.747	2'07.412	215,1	9:40'46.451

13° 64 F. CARICASULO (2'06.447)							
Lap	Seg.1	Seg.2	Seg.3	Seg.4	Lap Time	km/h	Local Time
1		31.135	32.251	34.622		182,4	9:27'25.172
2	38.828	30.314	30.004	32.876	2'12.022	226,4	9:29'37.194
3	37.314	28.398	28.799	32.722	2'07.233	210,9	9:31'44.427
4	36.776	28.514	28.878	32.279	2'06.447	221,8	9:33'50.874

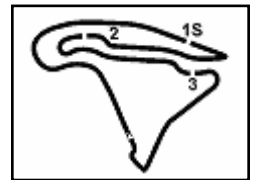
14° 83 L. EPIS (2'07.374)							
Lap	Seg.1	Seg.2	Seg.3	Seg.4	Lap Time	km/h	Local Time
1		33.582	33.350	35.159		180,0	9:27'27.832
2	39.208	29.478	29.971	33.240	2'11.897	203,0	9:29'39.729
3	1'13.728	31.537	30.885	36.009	2'52.159P	174,5	9:32'31.888

30/09/2017

P = Pits In/Out - C = Lap-Time Cancelled

These data/results cannot be reproduced, stored and/or transmitted in whole or in part by any manner of electronic, mechanical, photocopying, recording, broadcasting or otherwise now known or herein after developed without the previous express consent by the copyright owner, except for reproduction in daily press and regular printed publications on sale to the public within 60 days of the event related to those data/results and always provided that copyright symbol appears together as follows below.

© DORNA WSBK ORGANIZATION Srl 2017



French Round, 29-30 September - 1 October 2017

World Supersport - Chronological Analysis Free Practice 3rd Session

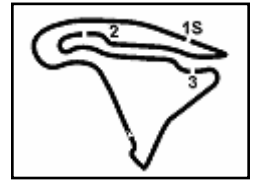
2 / 3

	4	5	6	7				21°							
			25 A. BALDOLINI (2'07.503)				42 S. FROSSARD (2'09.643)								
Lap	Seg.1	Seg.2	Seg.3	Seg.4	Lap Time	km/h	Local Time	Lap	Seg.1	Seg.2	Seg.3	Seg.4	Lap Time	km/h	Local Time
	1'33.326	29.872	30.257	32.567	3'06.022P	216,4	9:35'37.910	1							9:25'29.555
	37.784	28.997	30.178	32.084	2'09.043	242,7	9:37'46.953	2	1'00.920	32.865	34.815	39.039	2'47.639P	187,5	9:28'17.194
	37.771	28.126	29.879	31.985	2'07.761	225,9	9:39'54.714	3	41.244	31.694	32.106	35.616	2'20.660	190,5	9:30'37.854
	37.746	27.907	29.590	32.131	2'07.374	234,3	9:42'02.088	4	40.248	31.773	31.783	35.277	2'19.081	201,5	9:32'56.935
								5	38.757	30.444	31.065	33.931	2'14.197	205,7	9:35'11.132
								6	38.062	29.959	30.622	33.735	2'12.378	216,0	9:37'23.510
								7	37.991	29.579	30.004	33.498	2'11.072	211,4	9:39'34.582
								8	37.456	29.047	30.074	33.066	2'09.643	213,0	9:41'44.225
			16°				22°								
			56 P. SEBESTYÉN (2'07.538)				44 R. ROLFO (2'09.833)								
Lap	Seg.1	Seg.2	Seg.3	Seg.4	Lap Time	km/h	Local Time	Lap	Seg.1	Seg.2	Seg.3	Seg.4	Lap Time	km/h	Local Time
								1		32.644	32.290	35.009		185,9	9:27'51.588
								2	39.612	29.993	30.660	34.122	2'14.387	206,1	9:30'05.975
								3	39.429	32.528	31.886	37.254	2'21.097P	210,1	9:32'27.072
								4	1'15.817	32.510	31.002	32.972	2'52.301P	199,3	9:35'19.373
								5	38.450	29.154	30.175	32.667	2'10.446	207,7	9:37'29.819
								6	38.040	29.377	30.091	32.458	2'09.966	208,1	9:39'39.785
								7	37.922	29.010	30.306	32.595	2'09.833	210,9	9:41'49.618
			17°				23°								
			81 L. STAPLEFORD (2'07.688)				63 Z. KHAIRUDDIN (2'09.884)								
Lap	Seg.1	Seg.2	Seg.3	Seg.4	Lap Time	km/h	Local Time	Lap	Seg.1	Seg.2	Seg.3	Seg.4	Lap Time	km/h	Local Time
								1		31.807	32.518	36.098		200,0	9:28'18.874
								2	41.021	31.699	31.386	35.328	2'19.434	191,2	9:30'38.308
								3	40.397	30.558	30.879	33.799	2'15.633	203,0	9:32'53.941
								4	39.259	29.350	30.539	33.719	2'12.867	218,6	9:35'06.808
								5	38.492	28.690	30.340	32.583	2'10.105	208,1	9:37'16.913
								6	38.353	28.689	29.698	33.144	2'09.884	219,5	9:39'26.797
								7	38.672	28.776	30.318	32.549	2'10.315	224,5	9:41'37.112
			18°				24°								
			47 R. HARTOG (2'07.708)				32 S. MORAIS (2'10.757)								
Lap	Seg.1	Seg.2	Seg.3	Seg.4	Lap Time	km/h	Local Time	Lap	Seg.1	Seg.2	Seg.3	Seg.4	Lap Time	km/h	Local Time
								1		31.631	32.251	38.346		187,2	9:28'22.675
								2	2'31.448	30.449	32.567	35.770	4'10.234P	205,3	9:32'32.909
								3	39.302	30.487	30.833	33.328	2'13.950	219,1	9:34'46.859
								4	38.715	35.391	32.027	32.740	2'18.873	231,8	9:37'05.732
								5	38.156	29.595	30.467	32.539	2'10.757	214,7	9:39'16.489
								6	37.273	29.665	29.232	38.121	2'14.291	219,5	9:41'30.780
			19°				25°								
			11 C. GAMARINO (2'08.135)				38 H. SOOMER (2'13.295)								
Lap	Seg.1	Seg.2	Seg.3	Seg.4	Lap Time	km/h	Local Time	Lap	Seg.1	Seg.2	Seg.3	Seg.4	Lap Time	km/h	Local Time
								1		32.667	31.919	35.347		177,9	9:27'58.240
								2	40.047	30.537	31.062	33.852	2'15.498	194,2	9:30'13.738
								3	38.486	29.494	31.408	33.907	2'13.295	219,5	9:32'27.033
								4	38.335	29.430	31.917	34.210	2'13.892	224,1	9:34'40.925
								5	38.219	29.003	31.107	35.315	2'13.644P	219,1	9:36'54.569
								6	1'43.533	29.354	30.599	33.019	3'16.505P	220,4	9:40'11.074
			20°				26°								
			2 C. TANGRE (2'08.484)				10 N. CALERO (2'13.504)								
Lap	Seg.1	Seg.2	Seg.3	Seg.4	Lap Time	km/h	Local Time	Lap	Seg.1	Seg.2	Seg.3	Seg.4	Lap Time	km/h	Local Time
								1		31.668	34.603	38.066		199,6	9:27'57.573
								2	41.296	30.740	32.596	36.694	2'21.326	190,8	9:30'18.899
								3	40.016	32.486	32.773	35.408	2'20.683	225,5	9:32'39.582
								4	39.691	30.037	31.091	34.657	2'15.476	224,5	9:34'55.058
								5	38.929	28.896	30.766	35.973	2'14.564	230,3	9:37'09.622
								6	40.114	30.350	31.404	34.980	2'16.848	212,6	9:39'26.470
								7	38.723	29.334	31.746	33.701	2'13.504	227,8	9:41'39.974
			27°				74 J. VAN SIKKELERUS (2'13.929)								
Lap	Seg.1	Seg.2	Seg.3	Seg.4	Lap Time	km/h	Local Time	Lap	Seg.1	Seg.2	Seg.3	Seg.4	Lap Time	km/h	Local Time
								1		30.841	32.205	35.607		200,4	9:27'32.547
								2	40.149	29.612	30.517	33.651	2'13.929	202,6	9:29'46.476

30/09/2017 P = Pits In/Out - C = Lap-Time Cancelled

These data/results cannot be reproduced, stored and/or transmitted in whole or in part by any manner of electronic, mechanical, photocopying, recording, broadcasting or otherwise now known or herein after developed without the previous express consent by the copyright owner, except for reproduction in daily press and regular printed publications on sale to the public within 60 days of the event related to those data/results and always provided that copyright symbol appears together as follows below.

© DORNA WSBK ORGANIZATION Srl 2017



French Round, 29-30 September - 1 October 2017

World Supersport - Chronological Analysis Free Practice 3rd Session

28° 65 M. CANDUCCI (2'14.663)

Lap	Seg.1	Seg.2	Seg.3	Seg.4	Lap Time	km/h	Local Time
1		35.340	37.515	41.353		177,3	9:28'18.228
2	4'42.206	32.902	34.801	37.051	6'26.960P	213,9	9:34'45.188
3	42.961	31.916	32.751	36.496	2'24.124	201,5	9:37'09.312
4	39.946	30.572	31.943	35.391	2'17.852	214,7	9:39'27.164
5	38.969	29.735	31.195	34.764	2'14.663	208,5	9:41'41.827

29° 35 S. HILL (2'18.978)

Lap	Seg.1	Seg.2	Seg.3	Seg.4	Lap Time	km/h	Local Time
1		39.232	37.438	38.955		147,9	9:28'15.333
2	43.024	33.764	33.191	36.279	2'26.258	165,4	9:30'41.591
3	41.145	32.930	32.372	1'21.729	3'08.176P	181,2	9:33'49.767
4	3'33.671	34.030	33.735	39.694	5'21.130P	165,6	9:39'10.897
5	40.864	31.564	31.314	35.236	2'18.978	194,2	9:41'29.875

30° 77 K. RYDE (2'20.850)

Lap	Seg.1	Seg.2	Seg.3	Seg.4	Lap Time	km/h	Local Time
1		32.735	34.048	41.306		188,8	9:27'43.797
2	41.386	31.065	32.521	38.133	2'23.105	197,1	9:30'06.902
3	41.434	31.989	32.613	43.188	2'29.224P	193,9	9:32'36.126
4	5'05.234	31.817	32.706	36.805	6'46.562P	196,7	9:39'22.688
5	40.855	30.672	32.776	36.547	2'20.850	214,3	9:41'43.538

30/09/2017

P = Pits In/Out - C = Lap-Time Cancelled

These data/results cannot be reproduced, stored and/or transmitted in whole or in part by any manner of electronic, mechanical, photocopying, recording, broadcasting or otherwise now known or herein after developed without the previous express consent by the copyright owner, except for reproduction in daily press and regular printed publications on sale to the public within 60 days of the event related to those data/results and always provided that copyright symbol appears together as follows below.

© DORNA WSBK ORGANIZATION Srl 2017

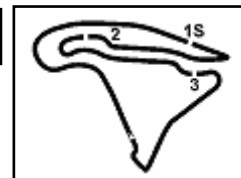
FIKR PERUGIA TIMING



Official Tyre Supplier



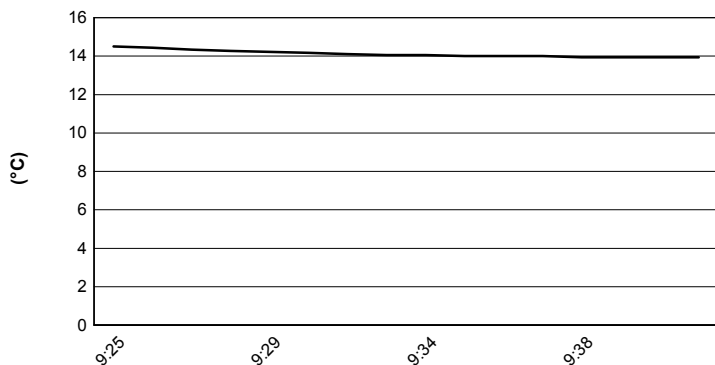
Official Timekeeper



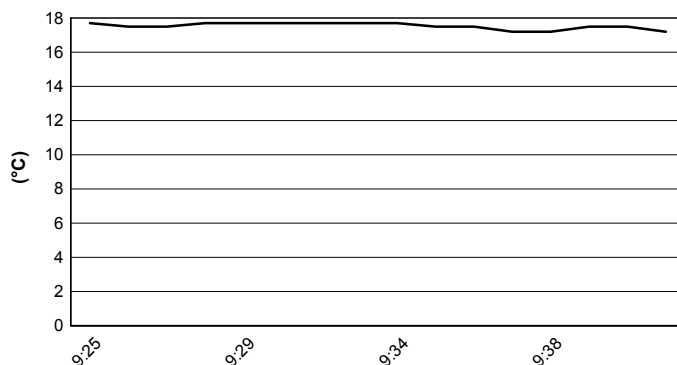
Magny-Cours 4.411 m

French Round, 29-30 September - 1 October 2017
World Supersport - Weather Report Free Practice 3rd Session
 Session started 09:25 - Session ended 9:42

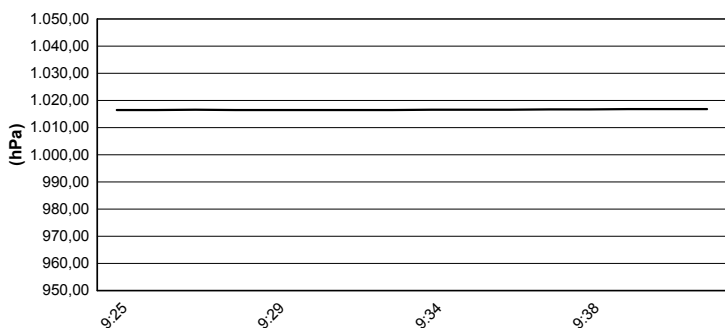
Air Temperature



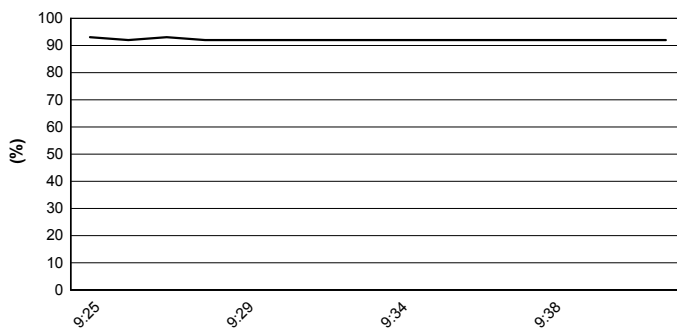
Track Temperature



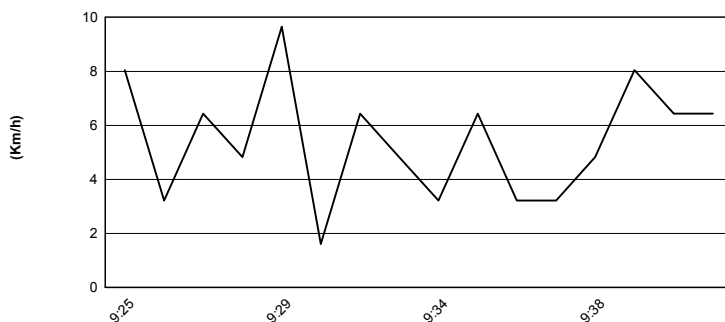
Air Pressure



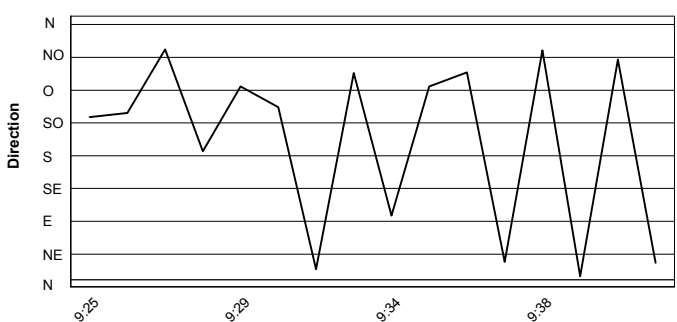
Humidity



Wind Speed



Wind Direction



30/09/2017

These data/results cannot be reproduced, stored and/or transmitted in whole or in part by any manner of electronic, mechanical, photocopying, recording, broadcasting or otherwise now known or herein after developed without the previous express consent by the copyright owner, except for reproduction in daily press and regular printed publications on sale to the public within 60 days of the event related to those data/results and always provided that copyright symbol appears together as follows below.

© DORNA WSBK ORGANIZATION Srl 2017

