

French Round, 29-30 September - 1 October 2017

World Supersport - Results Superpole 1

No.	Rider	Nat	Team	Bike	Class	Time	Gap	Rel.	Laps	Speed		
										Avg	Max	
1*	26	K.	WATANABE	JPN	Team Kawasaki Go Eleven	Kawasaki ZX-6R				5	142,013	249,4
2*	71	C.	BERGMAN	SWE	CIA Landlord Insurance Honda	Honda CBR600RR	0.331	0.331	6	141,594	252,3	
3	11	C.	GAMARINO	ITA	BARDAHL EVAN BROS. Honda Racing	Honda CBR600RR	0.577	0.246	6	141,284	248,8	
4	47	R.	HARTOG	NED	Team Hartog - Jenik - Against Cancer	Kawasaki ZX-6R	0.991	0.414	6	140,765	244,3	
5	83	L.	EPIS	AUS	Response RE Racing	Kawasaki ZX-6R	1.991	1.000	7	139,529	243,8	
6	25	A.	BALDOLINI	ITA	Race Department ATK#25	Yamaha YZF R6	2.211	0.220	7	139,259	250,0	
7	111	K.	SMITH	GBR	GEMAR Team Lorini	Honda CBR600RR	2.259	0.048	6	139,201	236,8	
8	35	S.	HILL	GBR	Profile Racing	Triumph Daytona 675	2.418	0.159	7	139,007	240,0	
9	63	Z.	KHAIRUDDIN	MAS	Orelac Racing VerdNatura	Kawasaki ZX-6R	2.770	0.352	7	138,580	250,6	
10	81	L.	STAPLEFORD	GBR	Profile Racing	Triumph Daytona 675	3.317	0.547	7	137,922	241,1	
11	87	L.	ZANETTI	ITA	Team Factory Vamag	MV Agusta F3 675	3.346	0.029	6	137,887	251,2	
12	56	P.	SEBESTYÉN	HUN	SSP Hungary by Pedercini Racing	Kawasaki ZX-6R	3.676	0.330	7	137,493	245,5	
13	38	H.	SOOMER	EST	WILSport Racedays	Honda CBR600RR	4.059	0.383	6	137,038	251,7	
14	44	R.	ROLFO	ITA	GEMAR Team Lorini	Honda CBR600RR	4.251	0.192	7	136,812	238,9	
15	2	C.	TANGRE	FRA	Yohann Moto Sport	Suzuki GSX-R600	4.565	0.314	5	136,443	246,0	
16	78	H.	OKUBO	JPN	CIA Landlord Insurance Honda	Honda CBR600RR	4.638	0.073	6	136,357	247,7	
17	10	N.	CALERO	ESP	Orelac Racing VerdNatura	Kawasaki ZX-6R	7.214	2.576	7	133,406	245,5	
18	74	J.	VAN SIKKELERUS	NED	MVR Racing	Yamaha YZF R6	7.487	0.273	6	133,101	238,9	
19	77	K.	RYDE	GBR	Kawasaki Puccetti Racing	Kawasaki ZX-6R	8.728	1.241	4	131,731	238,9	
20	42	S.	FROSSARD	SUI	Stef Racing Team	Yamaha YZF R6	9.363	0.635	5	131,040	238,9	

* Qualified to Superpole 2

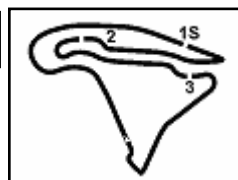
AIR	Humidity:	70%	Temp:	17°C
TRACK	Condition:	Wet	Temp:	23°C

Records	Pole (QP)	2014	J.Cluzel	1'40.550	157,930	Km/h
	Race (RC)	2009	C.Crutchlow	1'41.407	156,590	Km/h
	Circuit (QP)	2014	J.Cluzel	1'40.550	157,930	Km/h

30/09/2017 Start End The results are provisional until the end of the time limit for protests and appeals
14:00 14:17 and the completion of the technical checks.

These data/results cannot be reproduced, stored and/or transmitted in whole or in part by any manner of electronic, mechanical, photocopying, recording, broadcasting or otherwise now known or herein after developed without the previous express consent by the copyright owner, except for reproduction in daily press and regular printed publications on sale to the public within 60 days of the event related to those data/results and always provided that copyright symbol appears together as follows below.

© DORNA WSBK ORGANIZATION Srl 2017



French Round, 29-30 September - 1 October 2017

World Supersport - Results Superpole 1

Session Highlights

Local Time	No. Rider	Description
14.00.00		Start
14.14.45	87 L. ZANETTI	Lap Cancelled - Exceeded Track Limits - Turn 11
14.17.06		End Of Session

Fastest Laps Sequence

No.	Rider	Nat	Team	Bike	Local Time	Time	Gap	Avg
83	L. EPIS	AUS	Response RE Racing	Kawasaki ZX-6R	14:03'59.330	1'57.385		135,278
111	K. SMITH	GBR	GEMAR Team Lorini	Honda CBR600RR	14:06'16.033	1'55.518	-1.867	137,464
111	K. SMITH	GBR	GEMAR Team Lorini	Honda CBR600RR	14:10'06.271	1'54.077	-1.441	139,201
11	C. GAMARINO	ITA	BARDAHL EVAN BROS. Honda Racing	Honda CBR600RR	14:15'03.185	1'52.395	-1.682	141,284
26	K. WATANABE	JPN	Team Kawasaki Go Eleven	Kawasaki ZX-6R	14:15'41.307	1'51.818	-0.577	142,013

30/09/2017 Start End The results are provisional until the end of the time limit for protests and appeals
 14:00 14:17 and the completion of the technical checks.

These data/results cannot be reproduced, stored and/or transmitted in whole or in part by any manner of electronic, mechanical, photocopying, recording, broadcasting or otherwise now known or herein after developed without the previous express consent by the copyright owner, except for reproduction in daily press and regular printed publications on sale to the public within 60 days of the event related to those data/results and always provided that copyright symbol appears together as follows below.

© DORNA WSBK ORGANIZATION Srl 2017



French Round, 29-30 September - 1 October 2017

World Supersport - Best Sector & Speed Superpole 1

Magny-Cours 4.411 m

BEST LAP		
1	26 K. WATANABE	Kawasaki ZX-6R 1'51.818
2	71 C. BERGMAN	Honda CBR600RR 1'52.149
3	11 C. GAMARINO	Honda CBR600RR 1'52.395
4	47 R. HARTOG	Kawasaki ZX-6R 1'52.809
5	83 L. EPIS	Kawasaki ZX-6R 1'53.809
6	25 A. BALDOLINI	Yamaha YZF R6 1'54.029
7	111 K. SMITH	Honda CBR600RR 1'54.077
8	35 S. HILL	Triumph Daytona 675 1'54.236
9	63 Z. KHAIRUDDIN	Kawasaki ZX-6R 1'54.588
10	81 L. STAPLEFORD	Triumph Daytona 675 1'55.135
11	87 L. ZANETTI	MV Agusta F3 675 1'55.164
12	56 P. SEBESTYÉN	Kawasaki ZX-6R 1'55.494
13	38 H. SOOMER	Honda CBR600RR 1'55.877
14	44 R. ROLFO	Honda CBR600RR 1'56.069
15	2 C. TANGRE	Suzuki GSX-R600 1'56.383
16	78 H. OKUBO	Honda CBR600RR 1'56.456
17	10 N. CALERO	Kawasaki ZX-6R 1'59.032
18	74 J. VAN SIKKELERUS	Yamaha YZF R6 1'59.305
19	77 K. RYDE	Kawasaki ZX-6R 2'00.546
20	42 S. FROSSARD	Yamaha YZF R6 2'01.181

SPEED		
1	71 C. BERGMAN	Honda CBR600RR 252,3
2	38 H. SOOMER	Honda CBR600RR 251,7
3	87 L. ZANETTI	MV Agusta F3 675 251,2
4	63 Z. KHAIRUDDIN	Kawasaki ZX-6R 250,6
5	25 A. BALDOLINI	Yamaha YZF R6 250,0
6	26 K. WATANABE	Kawasaki ZX-6R 249,4
7	11 C. GAMARINO	Honda CBR600RR 248,8
8	78 H. OKUBO	Honda CBR600RR 247,7
9	2 C. TANGRE	Suzuki GSX-R600 246,0
10	10 N. CALERO	Kawasaki ZX-6R 245,5
11	56 P. SEBESTYÉN	Kawasaki ZX-6R 245,5
12	47 R. HARTOG	Kawasaki ZX-6R 244,3
13	83 L. EPIS	Kawasaki ZX-6R 243,8
14	81 L. STAPLEFORD	Triumph Daytona 675 241,1
15	35 S. HILL	Triumph Daytona 675 240,0
16	77 K. RYDE	Kawasaki ZX-6R 238,9
17	42 S. FROSSARD	Yamaha YZF R6 238,9
18	74 J. VAN SIKKELERUS	Yamaha YZF R6 238,9
19	44 R. ROLFO	Honda CBR600RR 238,9
20	111 K. SMITH	Honda CBR600RR 236,8

SEG. 1		
1	11 C. GAMARINO	33.150
2	26 K. WATANABE	33.161
3	71 C. BERGMAN	33.218
4	47 R. HARTOG	33.442
5	111 K. SMITH	33.701
6	63 Z. KHAIRUDDIN	33.874
7	81 L. STAPLEFORD	33.898
8	83 L. EPIS	33.912
9	35 S. HILL	33.917
10	25 A. BALDOLINI	33.950
11	38 H. SOOMER	34.051
12	78 H. OKUBO	34.090
13	87 L. ZANETTI	34.143
14	2 C. TANGRE	34.161
15	56 P. SEBESTYÉN	34.217
16	44 R. ROLFO	34.335
17	77 K. RYDE	34.799
18	42 S. FROSSARD	34.918
19	10 N. CALERO	35.073
20	74 J. VAN SIKKELER	35.280

SEG. 2		
1	11 C. GAMARINO	24.199
2	25 A. BALDOLINI	24.574
3	71 C. BERGMAN	24.581
4	26 K. WATANABE	24.632
5	83 L. EPIS	24.802
6	87 L. ZANETTI	24.865
7	56 P. SEBESTYÉN	24.951
8	63 Z. KHAIRUDDIN	24.956
9	47 R. HARTOG	24.963
10	2 C. TANGRE	25.135
11	111 K. SMITH	25.196
12	44 R. ROLFO	25.242
13	78 H. OKUBO	25.318
14	81 L. STAPLEFORD	25.333
15	38 H. SOOMER	25.339
16	35 S. HILL	25.390
17	10 N. CALERO	25.479
18	42 S. FROSSARD	26.015
19	74 J. VAN SIKKELER	26.103
20	77 K. RYDE	26.632

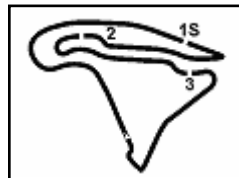
SEG. 3		
1	71 C. BERGMAN	25.791
2	47 R. HARTOG	25.900
3	11 C. GAMARINO	25.974
4	35 S. HILL	26.082
5	111 K. SMITH	26.160
6	26 K. WATANABE	26.368
7	56 P. SEBESTYÉN	26.382
8	83 L. EPIS	26.532
9	63 Z. KHAIRUDDIN	26.541
10	81 L. STAPLEFORD	26.555
11	25 A. BALDOLINI	26.614
12	78 H. OKUBO	26.896
13	87 L. ZANETTI	26.957
14	44 R. ROLFO	27.256
15	74 J. VAN SIKKELER	27.290
16	38 H. SOOMER	27.332
17	2 C. TANGRE	27.337
18	10 N. CALERO	27.379
19	42 S. FROSSARD	27.449
20	77 K. RYDE	28.469

SEG. 4		
1	26 K. WATANABE	27.657
2	47 R. HARTOG	28.504
3	83 L. EPIS	28.518
4	71 C. BERGMAN	28.559
5	111 K. SMITH	28.581
6	87 L. ZANETTI	28.697
7	35 S. HILL	28.752
8	11 C. GAMARINO	28.888
9	25 A. BALDOLINI	28.891
10	44 R. ROLFO	28.998
11	38 H. SOOMER	29.155
12	63 Z. KHAIRUDDIN	29.217
13	78 H. OKUBO	29.289
14	81 L. STAPLEFORD	29.349
15	56 P. SEBESTYÉN	29.510
16	2 C. TANGRE	29.750
17	74 J. VAN SIKKELER	30.143
18	42 S. FROSSARD	30.440
19	10 N. CALERO	30.456
20	77 K. RYDE	30.646

30/09/2017

These data/results cannot be reproduced, stored and/or transmitted in whole or in part by any manner of electronic, mechanical, photocopying, recording, broadcasting or otherwise now known or herein after developed without the previous express consent by the copyright owner, except for reproduction in daily press and regular printed publications on sale to the public within 60 days of the event related to those data/results and always provided that copyright symbol appears together as follows below.

© DORNA WSBK ORGANIZATION Srl 2017



Magny-Cours 4.411 m

French Round, 29-30 September - 1 October 2017

World Supersport - Ideal Times Superpole 1

Rider No.	Nat	Bike	Seg. 1 Diff. 1	Seg. 2 Diff. 2	Seg. 3 Diff. 3	Seg. 4 Diff. 4	Ideal Time				
							Best Lap	Pos.	Diff.		
1	26	K. WATANABE	JPN	Kawasaki ZX-6R	33.161	24.632	26.368	27.657	1'51.818 1'51.818	1	
2	71	C. BERGMAN	SWE	Honda CBR600RR	33.218	24.581	25.791	28.559	1'52.149 1'52.149	2	
3	11	C. GAMARINO	ITA	Honda CBR600RR	33.150	24.199	25.974	28.888 0.184	1'52.211 1'52.395	3	0.184
4	47	R. HARTOG	NED	Kawasaki ZX-6R	33.442	24.963	25.900	28.504	1'52.809 1'52.809	4	
5	111	K. SMITH	GBR	Honda CBR600RR	33.701 0.045	25.196 0.092	26.160 0.302	28.581	1'53.638 1'54.077	7	0.439
6	83	L. EPIS	AUS	Kawasaki ZX-6R	33.912 0.045	24.802	26.532	28.518	1'53.764 1'53.809	5	0.045
7	25	A. BALDOLINI	ITA	Yamaha YZF R6	33.950	24.574	26.614	28.891	1'54.029 1'54.029	6	
8	35	S. HILL	GBR	Triumph Daytona 675	33.917 0.095	25.390	26.082	28.752	1'54.141 1'54.236	8	0.095
9	63	Z. KHAIRUDDIN	MAS	Kawasaki ZX-6R	33.874	24.956	26.541	29.217	1'54.588 1'54.588	9	
10	87	L. ZANETTI	ITA	MV Agusta F3 675	34.143	24.865 0.502	26.957	28.697	1'54.662 1'55.164	11	0.502
11	56	P. SEBESTYÉN	HUN	Kawasaki ZX-6R	34.217	24.951	26.382	29.510 0.434	1'55.060 1'55.494	12	0.434
12	81	L. STAPLEFORD	GBR	Triumph Daytona 675	33.898	25.333	26.555	29.349	1'55.135 1'55.135	10	
13	78	H. OKUBO	JPN	Honda CBR600RR	34.090 0.196	25.318 0.267	26.896 0.344	29.289 0.056	1'55.593 1'56.456	16	0.863
14	44	R. ROLFO	ITA	Honda CBR600RR	34.335 0.025	25.242	27.256 0.048	28.998 0.165	1'55.831 1'56.069	14	0.238
15	38	H. SOOMER	EST	Honda CBR600RR	34.051	25.339	27.332	29.155	1'55.877 1'55.877	13	
16	2	C. TANGRE	FRA	Suzuki GSX-R600	34.161	25.135	27.337	29.750	1'56.383 1'56.383	15	
17	10	N. CALERO	ESP	Kawasaki ZX-6R	35.073 0.162	25.479	27.379 0.121	30.456 0.362	1'58.387 1'59.032	17	0.645
18	74	J. VAN SIKKELERUS	NED	Yamaha YZF R6	35.280 0.081	26.103 0.408	27.290	30.143	1'58.816 1'59.305	18	0.489
19	42	S. FROSSARD	SUI	Yamaha YZF R6	34.918 0.269	26.015 1.060	27.449 0.416	30.440 0.614	1'58.822 2'01.181	20	2.359
20	77	K. RYDE	GBR	Kawasaki ZX-6R	34.799	26.632	28.469	30.646	2'00.546 2'00.546	19	
Overall Ideal Time					33.150	24.199	25.791	27.657	1'50.797		

30/09/2017

These data/results cannot be reproduced, stored and/or transmitted in whole or in part by any manner of electronic, mechanical, photocopying, recording, broadcasting or otherwise now known or herein after developed without the previous express consent by the copyright owner, except for reproduction in daily press and regular printed publications on sale to the public within 60 days of the event related to those data/results and always provided that copyright symbol appears together as follows below.

© DORNA WSBK ORGANIZATION Srl 2017

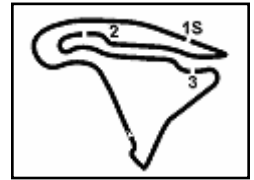
PIRELLI PERUGIA TIMING



Official Tyre Supplier



Official Timekeeper



French Round, 29-30 September - 1 October 2017

World Supersport - Chronological Analysis Superpole 1

Magny-Cours 4.411 m

1 / 2

1° 26 K. WATANABE (1'51.818)							
Lap	Seg.1	Seg.2	Seg.3	Seg.4	Lap Time	km/h	Local Time
1		27.249	29.014	35.953	227,4	14:02'12.156	
2	4'20.726	26.404	29.393	30.888	5'47.411P	230,8	14:07'59.567
3	35.770	25.975	28.921	29.145	1'59.811	240,0	14:09'59.378
4	34.746	24.919	27.862	28.323	1'55.850	246,0	14:11'55.228
5	33.805	25.380	26.974	28.102	1'54.261	249,4	14:13'49.489
6	33.161	24.632	26.368	27.657	1'51.818	249,4	14:15'41.307

2	34.908	26.748	28.106	29.524	1'59.286	227,4	14:04'20.515
3	33.873	25.791	26.767	29.087	1'55.518	226,9	14:06'16.033
4	34.888	25.630	26.695	28.948	1'56.161	224,1	14:08'12.194
5	33.746	25.288	26.462	28.581	1'54.077	232,3	14:10'06.271
6	33.701	25.308	26.160	31.537	1'56.706P	234,3	14:12'02.977
7	1'38.611	25.196	26.407	28.763	2'58.977P	236,8	14:15'01.954

2° 71 C. BERGMAN (1'52.149)							
Lap	Seg.1	Seg.2	Seg.3	Seg.4	Lap Time	km/h	Local Time
1		29.809	30.755	32.135	213,0	14:02'15.100	
2	33.511	25.689	27.664	30.579	1'57.443	247,1	14:04'12.543
3	37.155	27.561	29.648	31.189	2'05.553	194,2	14:06'18.096
4	34.153	25.591	26.640	29.365	1'55.749	247,7	14:08'13.845
5	34.174	25.094	26.774	31.148	1'57.190P	247,1	14:10'11.035
6	2'57.455	26.803	27.776	30.065	4'22.099P	230,3	14:14'33.134
7	33.218	24.581	25.791	28.559	1'52.149	252,3	14:16'25.283

8° 35 S. HILL (1'54.236)							
Lap	Seg.1	Seg.2	Seg.3	Seg.4	Lap Time	km/h	Local Time
1		29.146	30.813	34.202	184,3	14:02'25.923	
2	35.208	26.584	27.694	30.017	1'59.503	213,9	14:04'25.426
3	34.942	26.688	26.945	29.356	1'57.931	219,1	14:06'23.357
4	33.917	25.737	27.120	29.341	1'56.115	232,3	14:08'19.472
5	34.090	26.464	26.807	29.330	1'56.691	227,8	14:10'16.163
6	34.012	25.722	26.584	29.765	1'56.083	228,3	14:12'12.246
7	34.316	25.852	26.463	29.426	1'56.057	240,0	14:14'08.303
8	34.012	25.390	26.082	28.752	1'54.236	238,9	14:16'02.539

3° 11 C. GAMARINO (1'52.395)							
Lap	Seg.1	Seg.2	Seg.3	Seg.4	Lap Time	km/h	Local Time
1		32.665	33.112	35.894	170,9	14:02'54.680	
2	38.595	29.889	30.919	32.694	2'12.097	198,2	14:05'06.777
3	39.629	28.031	29.384	31.330	2'08.374	201,1	14:07'15.151
4	35.936	26.602	28.235	30.884	2'01.657	208,9	14:09'16.808
5	35.381	25.979	27.863	29.603	1'58.826	225,5	14:11'15.634
6	34.095	24.947	27.226	28.888	1'55.156	240,5	14:13'10.790
7	33.150	24.199	25.974	29.072	1'52.395	248,8	14:15'03.185

9° 63 Z. KHAIRUDDIN (1'54.588)							
Lap	Seg.1	Seg.2	Seg.3	Seg.4	Lap Time	km/h	Local Time
1		27.627	28.079	30.830	210,1	14:02'37.037	
2	35.194	26.008	27.522	29.894	1'58.618	232,8	14:04'35.655
3	34.719	25.754	26.974	29.553	1'57.000	242,2	14:06'32.655
4	34.318	25.585	27.145	29.529	1'56.577	240,5	14:08'29.232
5	34.430	25.520	26.813	29.313	1'56.076	243,2	14:10'25.308
6	34.178	25.070	26.586	29.268	1'55.102	247,7	14:12'20.410
7	34.391	24.991	26.780	31.493	1'57.655	249,4	14:14'18.065
8	33.874	24.956	26.541	29.217	1'54.588	250,6	14:16'12.653

4° 47 R. HARTOG (1'52.809)							
Lap	Seg.1	Seg.2	Seg.3	Seg.4	Lap Time	km/h	Local Time
1		28.193	28.794	38.456	219,1	14:02'16.146	
2	2'34.900	27.672	29.114	31.567	4'03.253P	216,9	14:06'19.399
3	34.777	26.355	27.680	30.311	1'59.123	234,3	14:08'18.522
4	34.677	25.865	27.013	29.832	1'57.387	232,3	14:10'15.909
5	33.772	25.474	26.467	29.745	1'55.458	237,9	14:12'11.367
6	33.761	25.511	26.337	28.985	1'54.594	238,9	14:14'05.961
7	33.442	24.963	25.900	28.504	1'52.809	244,3	14:15'58.770

10° 81 L. STAPLEFORD (1'55.135)							
Lap	Seg.1	Seg.2	Seg.3	Seg.4	Lap Time	km/h	Local Time
1		28.856	29.535	32.251	189,8	14:02'20.889	
2	35.079	26.893	28.616	30.327	2'00.915	226,9	14:04'21.804
3	34.809	26.667	28.153	30.609	2'00.238	220,9	14:06'22.042
4	34.431	26.355	27.413	30.011	1'58.210	224,1	14:08'20.252
5	34.230	26.468	28.641	30.633	1'59.972	219,5	14:10'20.224
6	34.429	25.575	26.954	29.823	1'56.781	226,9	14:12'17.005
7	34.614	26.386	27.990	30.234	1'59.224	232,8	14:14'16.229
8	33.898	25.333	26.555	29.349	1'55.135	241,1	14:16'11.364

5° 83 L. EPIS (1'53.809)							
Lap	Seg.1	Seg.2	Seg.3	Seg.4	Lap Time	km/h	Local Time
1		26.773	27.809	29.965	219,1	14:02'01.945	
2	34.829	26.086	27.138	29.332	1'57.385	234,3	14:03'59.330
3	34.521	25.761	26.891	30.798	1'57.971P	234,3	14:05'57.301
4	1'30.878	25.638	26.855	29.120	2'52.491P	238,4	14:08'49.792
5	34.222	25.277	26.772	29.139	1'55.410	243,2	14:10'45.202
6	34.074	25.063	26.625	28.959	1'54.721	241,6	14:12'39.923
7	33.912	25.174	26.580	29.127	1'54.793	243,8	14:14'34.716
8	33.957	24.802	26.532	28.518	1'53.809	242,7	14:16'28.525

11° 87 L. ZANETTI (1'55.164)							
Lap	Seg.1	Seg.2	Seg.3	Seg.4	Lap Time	km/h	Local Time
1		28.631	33.160	30.855	207,7	14:02'22.923	
2	34.502	26.258	28.355	30.389	1'59.504	241,6	14:04'22.427
3	34.749	26.156	27.406	28.926	1'57.237	235,8	14:06'19.664
4	34.514	24.944	27.397	29.282	1'56.137	250,6	14:08'15.801
5	34.143	25.367	26.957	28.697	1'55.164	247,1	14:10'10.965
6	34.407	24.865	27.115	30.232	1'56.619P	250,6	14:12'07.584
7	1'49.124	25.071	25.976	29.729	3'09.900CP	251,2	14:15'17.484

6° 25 A. BALDOLINI (1'54.029)							
Lap	Seg.1	Seg.2	Seg.3	Seg.4	Lap Time	km/h	Local Time
1		27.436	29.368	31.555	204,2	14:02'23.834	
2	34.525	25.826	28.437	30.146	1'58.934	234,8	14:04'22.768
3	34.711	26.577	27.537	29.568	1'58.393	223,1	14:06'21.161
4	34.358	25.356	27.084	29.787	1'56.585	230,8	14:08'17.746
5	34.814	25.339	27.044	29.276	1'56.473	241,6	14:10'14.219
6	34.370	25.643	27.197	32.178	1'59.388P	240,0	14:12'13.607
7	1'18.145	25.080	26.850	29.312	2'39.387P	240,0	14:14'52.994
8	33.950	24.574	26.614	28.891	1'54.029	250,0	14:16'47.023

12° 56 P. SEBESTYÉN (1'55.494)							
Lap	Seg.1	Seg.2	Seg.3	Seg.4	Lap Time	km/h	Local Time
1		28.140	29.224	31.497	200,4	14:02'13.067	
2	34.702	25.889	28.133	30.557	1'59.281	232,3	14:04'12.348
3	35.747	26.701	29.400	40.385	2'12.233	227,4	14:06'24.581
4	34.525	25.927	27.191	30.177	1'57.820	236,3	14:08'22.401
5	34.647	25.488	27.169	30.079	1'57.383	235,3	14:10'19.784
6	34.605	25.252	26.778	29.613	1'56.248	243,2	14:12'16.032
7	34.428	24.982	26.641	29.510	1'55.561	245,5	14:14'11.593
8	34.217	24.951	26.382	29.944	1'55.494	244,9	14:16'07.087

7° 111 K. SMITH (1'54.077)							
Lap	Seg.1	Seg.2	Seg.3	Seg.4	Lap Time	km/h	Local Time
1		29.365	31.557	30.976	205,7	14:02'21.229	

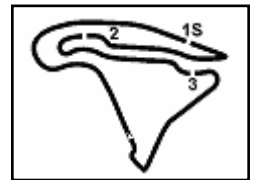
13° 38 H. SOOMER (1'55.877)							
Lap	Seg.1	Seg.2	Seg.3	Seg.4	Lap Time	km/h	Local Time
1		28.116	29.985	31.214	214,7	14:02'10.296	
2	35.391	27.141	28.686	30.626	2'01.844	239,5	14:04'12.140

30/09/2017

P = Pits In/Out - C = Lap-Time Cancelled

These data/results cannot be reproduced, stored and/or transmitted in whole or in part by any manner of electronic, mechanical, photocopying, recording, broadcasting or otherwise now known or herein after developed without the previous express consent by the copyright owner, except for reproduction in daily press and regular printed publications on sale to the public within 60 days of the event related to those data/results and always provided that copyright symbol appears together as follows below.

© DORNA WSBK ORGANIZATION Srl 2017



Magny-Cours 4.411 m

2 / 2

French Round, 29-30 September - 1 October 2017

World Supersport - Chronological Analysis Superpole 1

								20° 42 S. FROSSARD (2'01.181)							
Lap	Seg.1	Seg.2	Seg.3	Seg.4	Lap Time	km/h	Local Time	Lap	Seg.1	Seg.2	Seg.3	Seg.4	Lap Time	km/h	Local Time
3	35.598	27.004	29.344	31.224	2'03.170	247,7	14:06'15.310	1		28.194	29.025	31.800		196,0	14:03'02.154
4	35.728	26.856	28.315	30.659	2'01.558	219,5	14:08'16.868	2	34.918	27.479	28.158	31.408	2'01.963	221,3	14:05'04.117
5	36.461	27.145	29.076	33.110	2'05.792P	223,6	14:10'22.660	3	35.187	27.075	27.865	31.054	2'01.181	224,1	14:07'05.298
6	2'10.952	26.181	28.818	30.474	3'36.425P	250,6	14:13'59.085	4	35.832	26.896	28.605	31.267	2'02.600	226,4	14:09'07.898
7	34.051	25.339	27.332	29.155	1'55.877	251,7	14:15'54.962	5	35.477	26.918	30.296	36.080	2'08.771P	238,9	14:11'16.669
								6	2'27.344	26.015	27.449	30.440	3'51.248P	233,3	14:15'07.917

14° 44 R. ROLFO (1'56.069)							
Lap	Seg.1	Seg.2	Seg.3	Seg.4	Lap Time	km/h	Local Time
1		28.578	31.833	31.147		189,1	14:02'22.335
2	34.609	26.550	29.030	30.859	2'01.048	212,2	14:04'23.383
3	34.917	26.635	28.006	29.619	1'59.177	215,1	14:06'22.560
4	34.681	28.807	27.731	29.683	2'00.902	222,2	14:08'23.462
5	34.335	25.582	27.589	30.052	1'57.558	222,7	14:10'21.020
6	35.304	25.276	27.256	29.149	1'56.985	234,8	14:12'18.005
7	34.536	25.522	27.587	28.998	1'56.643	232,3	14:14'14.648
8	34.360	25.242	27.304	29.163	1'56.069	238,9	14:16'10.717

15° 2 C. TANGRE (1'56.383)							
Lap	Seg.1	Seg.2	Seg.3	Seg.4	Lap Time	km/h	Local Time
1		28.115	30.253	32.239		215,1	14:02'51.620
2	35.485	27.421	28.362	30.405	2'01.673	216,0	14:04'53.293
3	35.380	26.459	28.075	30.174	2'00.088	235,8	14:06'53.381
4	35.354	26.049	27.707	33.112	2'02.222P	224,1	14:08'55.603
5	2'46.368	26.329	28.698	30.315	4'11.710P	239,5	14:13'07.313
6	34.161	25.135	27.337	29.750	1'56.383	246,0	14:15'03.696

16° 78 H. OKUBO (1'56.456)							
Lap	Seg.1	Seg.2	Seg.3	Seg.4	Lap Time	km/h	Local Time
1		27.926	33.114	34.344		216,0	14:02'20.394
2	35.735	27.119	28.525	30.385	2'01.764	218,6	14:04'22.158
3	34.813	26.659	27.439	29.289	1'58.200	215,6	14:06'20.358
4	34.090	25.318	27.241	30.400	1'57.049	224,1	14:08'17.407
5	34.286	25.585	27.240	29.345	1'56.456	239,5	14:10'13.863
6	34.483	25.455	27.294	31.720	1'58.952P	247,7	14:12'12.815
7	1'22.230	25.614	26.896	37.218	2'51.958P	244,3	14:15'04.773

17° 10 N. CALERO (1'59.032)							
Lap	Seg.1	Seg.2	Seg.3	Seg.4	Lap Time	km/h	Local Time
1		27.023	30.082	32.106		226,9	14:02'15.586
2	35.073	26.175	28.020	31.196	2'00.464	244,9	14:04'16.050
3	35.474	26.790	27.940	30.603	2'00.807	230,8	14:06'16.857
4	36.221	25.696	28.070	30.456	2'00.443	243,8	14:08'17.300
5	36.246	27.101	28.647	31.687	2'03.681	236,8	14:10'20.981
6	35.661	25.726	27.379	30.512	1'59.278	236,8	14:12'20.259
7	35.235	25.479	27.500	30.818	1'59.032	245,5	14:14'19.291
8	35.550	25.781	27.762	30.603	1'59.696	245,5	14:16'18.987

18° 74 J. VAN SIKKELERUS (1'59.305)							
Lap	Seg.1	Seg.2	Seg.3	Seg.4	Lap Time	km/h	Local Time
1		28.464	30.671	32.166		189,1	14:02'22.789
2	35.610	27.244	28.327	31.222	2'02.403	207,3	14:04'25.192
3	35.639	27.228	27.567	30.949	2'01.383	212,2	14:06'26.575
4	35.382	27.150	28.709	32.891	2'04.132P	226,4	14:08'30.707
5	1'56.088	26.683	28.394	30.844	3'22.009P	235,3	14:11'52.716
6	35.361	26.511	27.290	30.143	1'59.305	237,4	14:13'52.021
7	35.280	26.103	27.840	30.774	1'59.997	238,9	14:15'52.018

19° 77 K. RYDE (2'00.546)							
Lap	Seg.1	Seg.2	Seg.3	Seg.4	Lap Time	km/h	Local Time
1		30.222	31.215	34.144		192,9	14:02'49.857
2	36.842	28.651	29.439	33.031	2'07.963	210,9	14:04'57.820
3	36.138	27.413	28.571	31.773	2'03.895	231,8	14:07'01.715
4	34.799	26.632	28.469	30.646	2'00.546	238,9	14:09'02.261
5	34.959	27.300	28.904	32.889	2'04.052P	229,3	14:11'06.313

30/09/2017

P = Pits In/Out - C = Lap-Time Cancelled

These data/results cannot be reproduced, stored and/or transmitted in whole or in part by any manner of electronic, mechanical, photocopying, recording, broadcasting or otherwise now known or herein after developed without the previous express consent by the copyright owner, except for reproduction in daily press and regular printed publications on sale to the public within 60 days of the event related to those data/results and always provided that copyright symbol appears together as follows below.

© DORNA WSBK ORGANIZATION Srl 2017

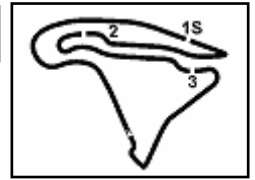
FICR PERUGIA TIMING



Official Tyre Supplier



Official Timekeeper



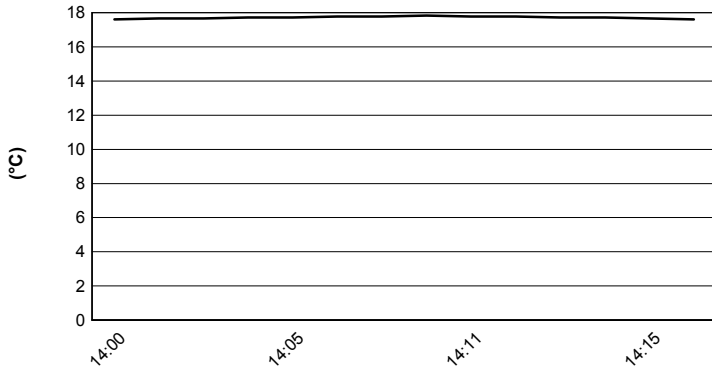
Magny-Cours 4.411 m

French Round, 29-30 September - 1 October 2017

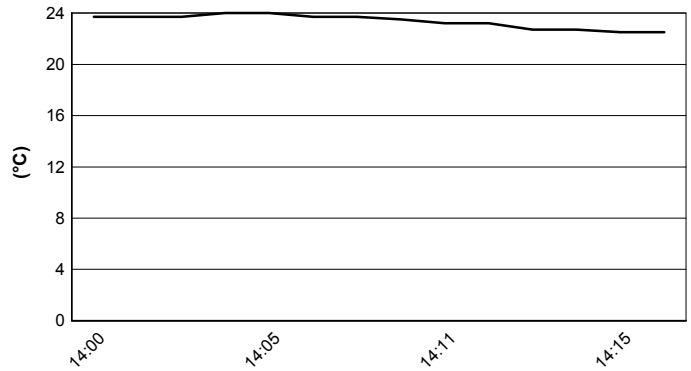
World Supersport - Weather Report Superpole 1

Session started 14:00 - Session ended 14:17

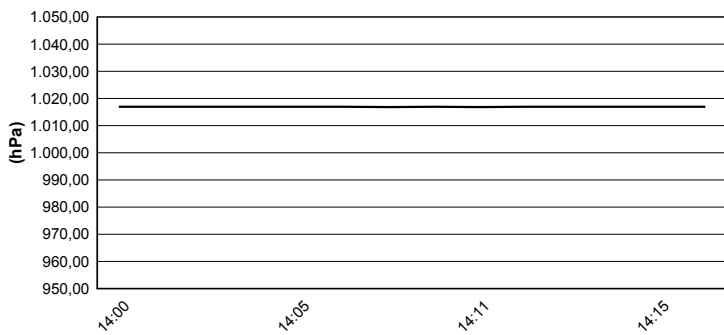
Air Temperature



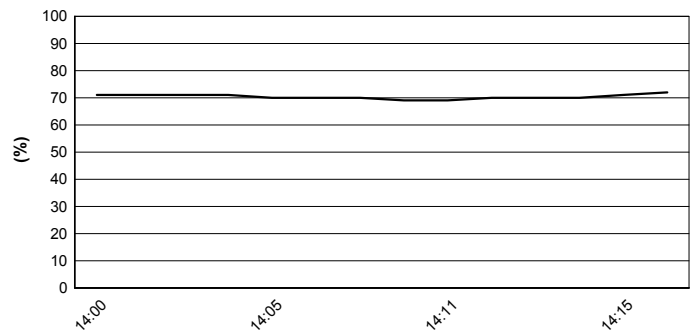
Track Temperature



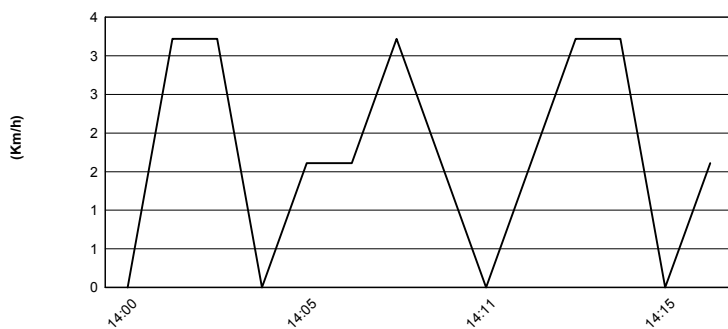
Air Pressure



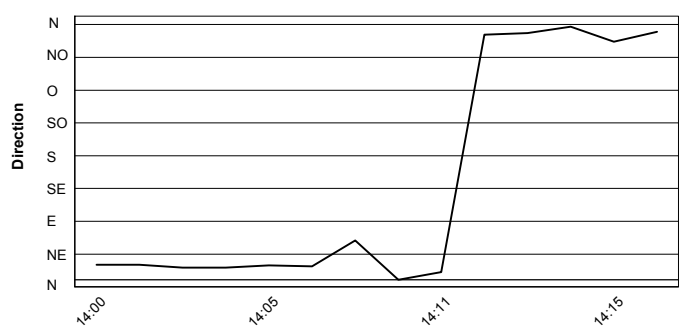
Humidity



Wind Speed



Wind Direction



30/09/2017

These data/results cannot be reproduced, stored and/or transmitted in whole or in part by any manner of electronic, mechanical, photocopying, recording, broadcasting or otherwise now known or herein after developed without the previous express consent by the copyright owner, except for reproduction in daily press and regular printed publications on sale to the public within 60 days of the event related to those data/results and always provided that copyright symbol appears together as follows below.

© DORNA WSBK ORGANIZATION Srl 2017

