

Magny-Cours 4.411 m

1 / 2

French Round, 29-30 September - 1 October 2017

World Supersport 300 - Results Race

Laps 12 = 52,932 Km - Time of Race 23'49.331 - Avg. 133,318 km/h

Pos	Race	Grid	No. Rider	Nat	Team	Bike	LL	Gap	Fastest Lap	Speed	Qualifying		Ranking		
											Time	Speed	R	Tot	Pos
1	11	41	M. GARCIA	ESP	Halcourier Racing	Yamaha YZF-R3	12		1'57.841	179,1	172,5	25	126	1	
2	10	15	A. COPPOLA	ITA	SK Racing	Yamaha YZF-R3	12	0.273	1'57.470	185,2	2'23.756	172,0	20	122	2
3	4	6	R. SCHOTMAN	NED	GRT Yamaha WorldSSP300 Team	Yamaha YZF-R3	12	0.646	1'57.488	181,8	2'18.452	179,1	16	68	7
4	3	88	M. PEREZ	ESP	WILSport Racedays	Honda CBR500R	12	0.688	1'57.355	184,6	2'17.843	175,0	13	96	3
5	12	33	D. VALLE	ESP	Halcourier Racing	Yamaha YZF-R3	12	0.720	1'56.992	185,9	174,2	11	74	6	
6	2	99	P. GRASSIA	ITA	3ENNE#Racing - Chiodo Moto	Honda CBR500R	12	1.668	1'57.779	190,5	2'17.161	171,4	10	39	12
7	6	25	B. SÁNCHEZ	ESP	Halcourier Racing	Yamaha YZF-R3	12	1.969	1'57.615	188,2	2'20.269	175,0	9	78	5
8	9	13	J. FACCO	ITA	SK Racing	Yamaha YZF-R3	12	2.171	1'57.933	188,8	2'22.526	172,5	8	20	16
9	7	75	S. DEROUÉ	NED	MTM HS Kawasaki	Kawasaki Ninja 300	12	7.520	1'58.065	185,2	2'20.691	179,7	7	91	4
10	5	14	E. DE LA VEGA	FRA	GRT Yamaha WorldSSP300 Team	Yamaha YZF-R3	12	7.656	1'58.691	184,6	2'19.520	175,6	6	10	21
11	25	84	M. CARBONERA	ITA	SK Racing	Yamaha YZF-R3	12	21.282	1'58.850	186,5	2'26.541	173,4	5	9	24
12	22	18	A. MURLEY	GBR	Team Toth	Yamaha YZF-R3	12	21.579	1'58.924	183,4	2'25.679	174,2	4	26	13
13	27	20	D. LOUREIRO	RSA	DS Junior Team	Yamaha YZF-R3	12	21.686	1'59.601	186,9	2'26.833	175,0	3	58	8
14	26	22	M. KALININ	UKR	Team MOTOXRACING	Yamaha YZF-R3	12	22.303	1'58.914	189,8	2'26.557	175,0	2	40	11
15	36	53	V. GRIMOUX	FRA	Team Toth	Yamaha YZF-R3	12	22.638	1'59.876	184,9			1	1	32
16	15	66	T. TAYLOR	GBR	Hel Performance - Benjan Racing	Kawasaki Ninja 300	12	22.939	1'58.980	183,4	2'23.726	173,6			
17	34	27	F. ROVELLI	ITA	ParkinGO DS Junior Team	Yamaha YZF-R3	12	23.085	1'59.529	187,5	171,2		3	31	
18	21	54	H. CABUK	TUR	Kawasaki Puccetti Racing	Kawasaki Ninja 300	12	23.508	1'59.256	189,5	2'25.521	170,6	15	20	
19	14	35	A. TRIGLIA	ITA	Scuderia Maranga Racing	Honda CBR500R	12	24.661	2'00.266	182,7	2'23.322	173,4	3	30	
20	31	2	A. CARRASCO	ESP	ETG Racing	Kawasaki Ninja 300	12	27.903	1'59.755	183,7	2'28.890	175,9	57	9	
21	35	12	A. RUSMIPUTRO	INA	Pertamina Almeria Racing Team	Yamaha YZF-R3	12	31.629	1'59.908	187,2			16	19	
22	18	57	D. DA-RÉ	FRA	WBY Racing Team	Yamaha YZF-R3	12	33.044	2'00.333	177,9	2'24.461	173,9			
23	P 8	23	M. BASTIANELLI	ITA	3570 Made in CIV	Kawasaki Ninja 300	12	41.337	1'59.269	189,1	2'20.895	174,8	4	28	
24	23	87	A. LICCIARDI	BEL	Team Trasimeno	Yamaha YZF-R3	12	47.223	2'01.090	187,2	2'26.166	176,2	19	17	
25	28	7	N. SETTIMO	ITA	2R Road Racing	Yamaha YZF-R3	12	53.338	2'00.996	179,7	2'27.930	172,0			
26	30	9	R. DOORAKKERS	NED	MVR Racing	Yamaha YZF-R3	12	1'02.244	2'03.158	183,7	2'28.857	174,8	7	26	
27	37	130	R. FERREIRA	BRA	Kallio Racing	Yamaha YZF-R3	12	1'04.441	2'03.155	180,9	168,8				
28	24	80	A. PONTONE	ITA	IODARacing	Yamaha YZF-R3	12	1'14.616	1'58.616	187,2	2'26.452	168,5	41	10	
29	20	28	P. GIACOMINI	ITA	Terra e Moto	Yamaha YZF-R3	12	1'15.354	1'59.485	187,2	2'25.116	171,7	17	18	
30	33	62	J. SCHULTZ	RSA	BWG Racing-Grimaldi	Kawasaki Ninja 300	12	1'16.851	2'03.883	181,5	2'42.282	161,0			
31	32	49	M. CARUSI	ITA	3570 Made in CIV	Kawasaki Ninja 300	12	1'18.057	1'58.856	185,9	2'34.599	169,8			
32	29	58	T. FINOCCHIARO	GBR	2R Road Racing	Yamaha YZF-R3	12	1'52.701	2'06.577	169,5	2'27.936	169,8			
-----Not Classified-----															
RET	19	79	C. TAYLOR	GBR	MTM HS Kawasaki	Kawasaki Ninja 300	11	1 Lap	1'58.799	184,9	2'24.779	172,5			
RET	13	19	E. ROVELLI	ITA	ParkinGO DS Junior Team	Yamaha YZF-R3	2	10 Laps	2'05.249	184,9	2'23.030	175,0			
RET	16	17	G. NODERER	GER	Scuderia Maranga Racing	Honda CBR500R	2	10 Laps	2'14.738	186,2	2'23.730	171,7	4	29	
RET	1	32	A. MUEL	FRA	Team MOTOXRACING	Yamaha YZF-R3	1	11 Laps		181,2	2'16.866	176,8			
RET	17	121	K. PATOVA	FIN	Kallio Racing	Yamaha YZF-R3	0			186,2	2'23.911	178,2	5	27	

AIR	Humidity:	70%	Temp:	16°C
TRACK	Condition:	Dry	Temp:	21°C

Records	Pole (SP2)	2017	A.Muel	2'16.866	116,02 Km/h
	Circuit (FP2)	2017	M.Garcia	1'57.079	135,63 Km/h
Race Fastest Lap	(New Record)	Lap 12	D.Valle	1'56.992	135,73 Km/h

Start 01/10/2017 14:21 End 14:49 The results are provisional until the end of the time limit for protests and appeals and the completion of the technical checks.

These data/results cannot be reproduced, stored and/or transmitted in whole or in part by any manner of electronic, mechanical, photocopying, recording, broadcasting or otherwise now known or herein after developed without the previous express consent by the copyright owner, except for reproduction in daily press and regular printed publications on sale to the public within 60 days of the event related to those data/results and always provided that copyright symbol appears together as follows below.

© DORNA WSBK ORGANIZATION Srl 2017

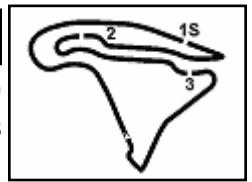
FIKR PERUGIA TIMING



Official Tyre Supplier



Official Timekeeper



French Round, 29-30 September - 1 October 2017

World Supersport 300 - Results Race

LAP LEADERS					
No.	Rider	From	To	Laps	Total
6	R. SCHOTMAN	1	1	1	
41	M. GARCIA	2	6	5	
6	R. SCHOTMAN	7	7	1	2
33	D. VALLE	8	8	1	1
41	M. GARCIA	9	12	4	9

TOTAL LEADER LAPS				
No.	Rider	Laps		
88	M. PEREZ	28	75	S. DEROUE 3
15	A. COPPOLA	25	33	D. VALLE 2
41	M. GARCIA	21	25	B. SÁNCHEZ 1
6	R. SCHOTMAN	5		
22	M. KALININ	4		
2	A. CARRASCO	3		
20	D. LOUREIRO	3		

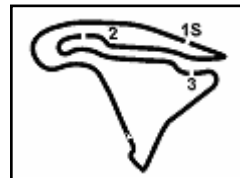
Race Highlights

Time	No. Rider	Description
14.18.12		Warm-up Lap Start
14.21.51		Start
14.23.16		No Jump Start
14.24.09	32 Muel	Crashed - Turn 12
14.24.10	121 Patova	Crashed - Turn 12
14.24.30	32 Muel	Re-joined
14.24.44	121 Patova	Out
14.25.03	32 Muel	Technical Problem - Finish Line
14.25.29	32 Muel	Out
14.26.15	17 Noderer	Crashed - Turn 17
14.26.48	17 Noderer	Out
14.27.49	19 Rovelli	Technical Problem - Turn 9
14.29.03	19 Rovelli	Out
14.30.54	23 Bastianelli	Under Investigation
14.33.21	23 Bastianelli	Must drop 3 positions
14.42.18	23 Bastianelli	Ride Through
14.43.07	80 Pontone	Crashed - Turn 5
14.43.28	80 Pontone	Re-joined
14.45.08	28 Giacomini	Crashed - Turn 5
14.45.09	49 Carusi	Crashed - Turn 5
14.45.22	28 Giacomini	Re-joined
14.45.23	49 Carusi	Re-joined
14.45.43	79 Taylor	Crashed - Turn 12
14.46.57	23 Bastianelli	has been penalized by 18secs for not complying the ride through
14.48.34		WorldSSP300 Winning Manufacturer: Yamaha
14.49.40		WorldSSP300 Winning Team: Halcourier Racing
14.49.55		2017 WorldSSP300 Pirelli Best Lap Award Winner: Perez Mika
14.49.56		End Of Session

01/10/2017 Start 14:21 End 14:49 The results are provisional until the end of the time limit for protests and appeals and the completion of the technical checks.

These data/results cannot be reproduced, stored and/or transmitted in whole or in part by any manner of electronic, mechanical, photocopying, recording, broadcasting or otherwise now known or herein after developed without the previous express consent by the copyright owner, except for reproduction in daily press and regular printed publications on sale to the public within 60 days of the event related to those data/results and always provided that copyright symbol appears together as follows below.

© DORNA WSBK ORGANIZATION Srl 2017



Magny-Cours 4.411 m

French Round, 29-30 September - 1 October 2017

World Supersport 300 - Lap Chart Race

1 / 3

	Lap											
	1	2	3	4	5	6	7	8	9	10	11	12
1	6	41	41	41	41	41	6	33	41	41	41	41
2	41	88	15	15	33	15	41	15	33	15	15	15
3	88	6	33	33	15	6	15	6	15	75	6	6
4	99	15	6	6	6	33	33	41	88	33	88	88
5	75	75	75	75	88	88	88	88	6	6	75	33
6	15	33	88	88	75	75	25	75	75	88	33	99
7	33	25	25	13	13	13	13	13	99	99	99	25
8	25	14	14	25	25	25	75	99	13	25	13	13
9	14	99	13	99	99	99	99	25	25	13	25	75
10	13	13	99	14	14	14	14	14	14	14	14	14
11	35	35	54	54	54	27	27	79	80	18	79	84
12	66	66	66	66	27	66	18	80	79	80	84	18
13	54	54	35	35	66	18	79	66	18	79	20	20
14	18	18	18	18	18	35	66	20	20	20	23	22
15	17	27	27	27	35	54	54	18	84	84	18	53
16	23	23	79	79	20	79	80	27	66	66	53	66
17	87	79	26	20	79	20	35	54	27	27	27	27
18	53	28	23	28	28	28	20	84	54	53	22	23
19	28	53	20	53	53	84	84	35	35	22	49	54
20	79	20	53	23	80	80	28	28	53	23	66	35
21	27	87	80	80	84	53	53	53	23	54	54	2
22	80	80	87	84	23	23	23	23	22	49	35	12
23	20	49	22	87	22	22	49	49	49	35	28	57
24	19	22	84	22	49	49	22	22	28	28	2	87
25	57	84	57	49	57	57	2	2	2	2	12	7
26	22	57	49	57	2	2	57	57	57	57	57	9
27	84	2	2	2	87	12	12	12	12	12	87	130
28	49	12	12	12	12	87	87	87	87	87	7	80
29	12	19	7	7	7	7	7	7	7	7	9	28
30	9	9	9	9	9	9	9	9	9	9	130	62
31	2	7	130	130	130	130	130	130	130	130	80	49
32	7	130	62	62	62	62	62	62	62	62	62	58
33	130	62	58	58	58	58	58	58	58	58	58	
34	62	17										
35	58	58										
36	32											

Final Result		
1	41 M. GARCIA	Laps 12
2	15 A. COPPOLA	0.273
3	6 R. SCHOTMAN	0.646
4	88 M. PEREZ	0.688
5	33 D. VALLE	0.720
6	99 P. GRASSIA	1.668
7	25 B. SANCHEZ	1.969
8	13 J. FACCO	2.171
9	75 S. DEROUÉ	7.520
10	14 E. DE LA VEGA	7.656
11	84 M. CARBONERA	21.282
12	18 A. MURLEY	21.579
13	20 D. LOUREIRO	21.686
14	22 M. KALININ	22.303
15	53 V. GRIMOUX	22.638
16	66 T. TAYLOR	22.939
17	27 F. ROVELLI	23.085
18	54 H. CABUK	23.508
19	35 A. TRIGLIA	24.661
20	2 A. CARRASCO	27.903
21	12 A. RUSMIPUTRO	31.629
22	57 D. DA-RÉ	33.044
23	23 M. BASTIANELLI (P)	41.337
24	87 A. LICCIARDI	47.223
25	7 N. SETTIMO	53.338
26	9 R. DOORAKKERS	1'02.244
27	130 R. FERREIRA	1'04.441
28	80 A. PONTONE	1'14.616
29	28 P. GIACOMINI	1'15.354
30	62 J. SCHULTZ	1'16.851
31	49 M. CARUSI	1'18.057
32	58 T. FINOCCHIARO	1'52.701
RET	79 C. TAYLOR	1 Lap
RET	19 E. ROVELLI	10 Laps
RET	17 G. NODERER	10 Laps
RET	32 A. MUEL	11 Laps
RET	121 K. PATOVA	

01/10/2017

These data/results cannot be reproduced, stored and/or transmitted in whole or in part by any manner of electronic, mechanical, photocopying, recording, broadcasting or otherwise now known or herein after developed without the previous express consent by the copyright owner, except for reproduction in daily press and regular printed publications on sale to the public within 60 days of the event related to those data/results and always provided that copyright symbol appears together as follows below.

© DORNA WSBK ORGANIZATION Srl 2017

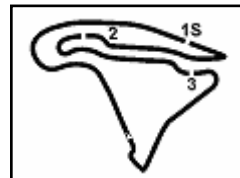
FCR PERUGIA TIMING



Official Tyre Supplier



Official Timekeeper



Magny-Cours 4.411 m

French Round, 29-30 September - 1 October 2017

World Supersport 300 - Lap Chart Race

2 / 3

Lap 1

1	6 R.Schotman (NED)	
2	41 M.Garcia (ESP)	0.133
3	88 M.Perez (ESP)	0.400
4	99 P.Grassia (ITA)	0.640
5	75 S.Deroue (NED)	0.917
6	15 A.Coppola (ITA)	1.165
7	33 D.Valle (ESP)	1.418
8	25 B.Sánchez (ESP)	1.552
9	14 E.De La Vega (FRA)	1.715
10	13 J.Facco (ITA)	2.009
11	35 A.Triglia (ITA)	2.634
12	66 T.Taylor (GBR)	3.400
13	54 H.Cabuk (TUR)	4.510
14	18 A.Murley (GBR)	4.829
15	17 G.Noderer (GER)	4.898
16	23 M.Bastianelli (ITA)	5.531
17	87 A.Licciardi (BEL)	6.100
18	53 V.Grimoux (FRA)	6.468
19	28 P.Giacomini (ITA)	6.668
20	79 C.Taylor (GBR)	7.054
21	27 F.Rovelli (ITA)	7.420
22	80 A.Pontone (ITA)	7.968
23	20 D.Loureiro (RSA)	8.045
24	19 E.Rovelli (ITA)	8.056
25	57 D.Da-Ré (FRA)	8.223
26	22 M.Kalinin (UKR)	8.381
27	84 M.Carbonera (ITA)	8.462
28	49 M.Carusi (ITA)	8.637
29	12 A.Rusmiputro (INA)	8.992
30	9 R.Doorakkers (NED)	9.175
31	2 A.Carrasco (ESP)	9.387
32	7 N.Settimo (ITA)	9.988
33	130 R.Ferreira (BRA)	10.953
34	62 J.Schultz (RSA)	11.234
35	58 T.Finocchiaro (GBR)	13.208
36	32 A.Muel (FRA)	40.266

Lap 3

1	41 M.Garcia (ESP)	
2	15 A.Coppola (ITA)	0.310
3	33 D.Valle (ESP)	0.510
4	6 R.Schotman (NED)	1.271
5	75 S.Deroue (NED)	1.419
6	88 M.Perez (ESP)	1.518
7	25 B.Sánchez (ESP)	1.638
8	14 E.De La Vega (FRA)	1.833
9	13 J.Facco (ITA)	2.059
10	99 P.Grassia (ITA)	2.259
11	54 H.Cabuk (TUR)	5.513
12	66 T.Taylor (GBR)	6.023
13	35 A.Triglia (ITA)	6.412
14	18 A.Murley (GBR)	6.994
15	27 F.Rovelli (ITA)	7.402
16	79 C.Taylor (GBR)	8.317
17	28 P.Giacomini (ITA)	8.695
18	23 M.Bastianelli (ITA)	9.177
19	20 D.Loureiro (RSA)	9.392
20	53 V.Grimoux (FRA)	9.904
21	80 A.Pontone (ITA)	10.313
22	87 A.Licciardi (BEL)	10.729
23	22 M.Kalinin (UKR)	10.883
24	84 M.Carbonera (ITA)	11.129
25	57 D.Da-Ré (FRA)	11.920
26	49 M.Carusi (ITA)	12.142
27	2 A.Carrasco (ESP)	14.109
28	12 A.Rusmiputro (INA)	14.602
29	7 N.Settimo (ITA)	15.099
30	9 R.Doorakkers (NED)	16.462
31	130 R.Ferreira (BRA)	21.298
32	62 J.Schultz (RSA)	22.497
33	58 T.Finocchiaro (GBR)	33.258

Lap 4

1	41 M.Garcia (ESP)	
2	15 A.Coppola (ITA)	0.181
3	33 D.Valle (ESP)	0.284
4	6 R.Schotman (NED)	0.461
5	75 S.Deroue (NED)	0.965
6	88 M.Perez (ESP)	1.119
7	13 J.Facco (ITA)	1.390
8	25 B.Sánchez (ESP)	1.610
9	99 P.Grassia (ITA)	2.354
10	14 E.De La Vega (FRA)	3.024
11	54 H.Cabuk (TUR)	6.247
12	66 T.Taylor (GBR)	6.713
13	35 A.Triglia (ITA)	7.083
14	18 A.Murley (GBR)	7.814
15	27 F.Rovelli (ITA)	7.924
16	79 C.Taylor (GBR)	9.383
17	20 D.Loureiro (RSA)	9.652
18	28 P.Giacomini (ITA)	9.888
19	53 V.Grimoux (FRA)	10.188
20	23 M.Bastianelli (ITA)	10.576
21	80 A.Pontone (ITA)	10.729
22	84 M.Carbonera (ITA)	11.803
23	87 A.Licciardi (BEL)	12.270
24	22 M.Kalinin (UKR)	12.445
25	49 M.Carusi (ITA)	12.619
26	57 D.Da-Ré (FRA)	13.092
27	2 A.Carrasco (ESP)	15.390
28	12 A.Rusmiputro (INA)	16.392
29	7 N.Settimo (ITA)	16.949
30	9 R.Doorakkers (NED)	20.439
31	130 R.Ferreira (BRA)	25.556
32	62 J.Schultz (RSA)	28.025
33	58 T.Finocchiaro (GBR)	42.279

Lap 5

1	41 M.Garcia (ESP)	
2	33 D.Valle (ESP)	0.450
3	15 A.Coppola (ITA)	0.660

4	6 R.Schotman (NED)	0.999
5	88 M.Perez (ESP)	1.122
6	75 S.Deroue (NED)	1.447
7	13 J.Facco (ITA)	1.713
8	25 B.Sánchez (ESP)	1.865
9	99 P.Grassia (ITA)	2.478
10	14 E.De La Vega (FRA)	3.418
11	54 H.Cabuk (TUR)	8.494
12	27 F.Rovelli (ITA)	8.717
13	66 T.Taylor (GBR)	8.844
14	18 A.Murley (GBR)	9.139
15	35 A.Triglia (ITA)	9.264
16	20 D.Loureiro (RSA)	10.517
17	79 C.Taylor (GBR)	10.879
18	28 P.Giacomini (ITA)	11.184
19	53 V.Grimoux (FRA)	11.707
20	80 A.Pontone (ITA)	11.877
21	84 M.Carbonera (ITA)	12.314
22	23 M.Bastianelli (ITA)	12.590
23	22 M.Kalinin (UKR)	13.430
24	49 M.Carusi (ITA)	14.017
25	57 D.Da-Ré (FRA)	15.100
26	2 A.Carrasco (ESP)	16.695
27	87 A.Licciardi (BEL)	17.160
28	12 A.Rusmiputro (INA)	18.164
29	7 N.Settimo (ITA)	19.209
30	9 R.Doorakkers (NED)	24.924
31	130 R.Ferreira (BRA)	30.237
32	62 J.Schultz (RSA)	34.399
33	58 T.Finocchiaro (GBR)	51.089

Lap 6

1	41 M.Garcia (ESP)	
2	15 A.Coppola (ITA)	0.335
3	6 R.Schotman (NED)	0.641
4	33 D.Valle (ESP)	0.805
5	88 M.Perez (ESP)	0.985
6	75 S.Deroue (NED)	1.700
7	13 J.Facco (ITA)	1.940
8	25 B.Sánchez (ESP)	2.179
9	99 P.Grassia (ITA)	2.720
10	14 E.De La Vega (FRA)	4.444
11	27 F.Rovelli (ITA)	10.710
12	66 T.Taylor (GBR)	11.142
13	18 A.Murley (GBR)	11.372
14	35 A.Triglia (ITA)	12.003
15	54 H.Cabuk (TUR)	12.276
16	79 C.Taylor (GBR)	12.577
17	20 D.Loureiro (RSA)	12.725
18	28 P.Giacomini (ITA)	12.945
19	84 M.Carbonera (ITA)	13.184
20	80 A.Pontone (ITA)	13.405
21	53 V.Grimoux (FRA)	13.864
22	23 M.Bastianelli (ITA)	14.444
23	22 M.Kalinin (UKR)	15.383
24	49 M.Carusi (ITA)	15.622
25	57 D.Da-Ré (FRA)	18.464
26	2 A.Carrasco (ESP)	18.912
27	12 A.Rusmiputro (INA)	20.625
28	87 A.Licciardi (BEL)	20.872
29	7 N.Settimo (ITA)	23.475
30	9 R.Doorakkers (NED)	30.674
31	130 R.Ferreira (BRA)	35.412
32	62 J.Schultz (RSA)	41.129
33	58 T.Finocchiaro (GBR)	1'00.356

Lap 7

1	6 R.Schotman (NED)	
2	41 M.Garcia (ESP)	0.112
3	15 A.Coppola (ITA)	0.304
4	33 D.Valle (ESP)	0.414
5	88 M.Perez (ESP)	0.616
6	25 B.Sánchez (ESP)	1.612
7	13 J.Facco (ITA)	2.086
8	75 S.Deroue (NED)	2.269

Lap 8

1	33 D.Valle (ESP)	
2	15 A.Coppola (ITA)	0.257
3	6 R.Schotman (NED)	0.587
4	41 M.Garcia (ESP)	0.681
5	88 M.Perez (ESP)	0.828
6	75 S.Deroue (NED)	1.691
7	13 J.Facco (ITA)	2.139
8	99 P.Grassia (ITA)	2.319
9	25 B.Sánchez (ESP)	2.538
10	14 E.De La Vega (FRA)	5.428
11	79 C.Taylor (GBR)	14.585
12	80 A.Pontone (ITA)	14.736
13	66 T.Taylor (GBR)	15.002
14	20 D.Loureiro (RSA)	15.530
15	18 A.Murley (GBR)	16.046
16	27 F.Rovelli (ITA)	16.135
17	54 H.Cabuk (TUR)	16.365
18	84 M.Carbonera (ITA)	16.419
19	35 A.Triglia (ITA)	16.513
20	28 P.Giacomini (ITA)	16.646
21	53 V.Grimoux (FRA)	16.814
22	23 M.Bastianelli (ITA)	17.016
23	49 M.Carusi (ITA)	17.094
24	22 M.Kalinin (UKR)	17.398
25	2 A.Carrasco (ESP)	21.996
26	57 D.Da-Ré (FRA)	22.195
27	12 A.Rusmiputro (INA)	24.605
28	87 A.Licciardi (BEL)	27.424
29	7 N.Settimo (ITA)	33.068
30	9 R.Doorakkers (NED)	42.673
31	130 R.Ferreira (BRA)	45.275
32	62 J.Schultz (RSA)	52.856
33	58 T.Finocchiaro (GBR)	1'16.831

Lap 9

1	41 M.Garcia (ESP)	
2	33 D.Valle (ESP)	0.106
3	15 A.Coppola (ITA)	0.298
4	88 M.Perez (ESP)	0.523
5	6 R.Schotman (NED)	0.714
6	75 S.Deroue (NED)	0.855
7	99 P.Grassia (ITA)	1.112
8	13 J.Facco (ITA)	1.328
9	25 B.Sánchez (ESP)	1.565
10	14 E.De La Vega (FRA)	4.923
11	80 A.Pontone (ITA)	15.831
12	79 C.Taylor (GBR)	16.076
13	18 A.Murley (GBR)	16.405

01/10/2017

These data/results cannot be reproduced, stored and/or transmitted in whole or in part by any manner of electronic, mechanical, photocopying, recording, broadcasting or otherwise now known or herein after developed without the previous express consent by the copyright owner, except for reproduction in daily press and regular printed publications on sale to the public within 60 days of the event related to those data/results and always provided that copyright symbol appears together as follows below.

© DORNA WSBK ORGANIZATION Srl 2017

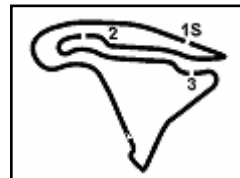
FCR PERUGIA TIMING



Official Tyre Supplier



Official Timekeeper



Magny-Cours 4.411 m

3 / 3

French Round, 29-30 September - 1 October 2017

World Supersport 300 - Lap Chart Race

14	20 D.Loureiro (RSA)	16.500	19	49 M.Carusi (ITA)	21.466
15	84 M.Carbonera (ITA)	16.674	20	66 T.Taylor (GBR)	21.800
16	66 T.Taylor (GBR)	16.884	21	54 H.Cabuk (TUR)	22.093
17	27 F.Rovelli (ITA)	17.116	22	35 A.Triglia (ITA)	22.168
18	54 H.Cabuk (TUR)	17.272	23	28 P.Giacomini (ITA)	22.388
19	35 A.Triglia (ITA)	17.610	24	2 A.Carrasco (ESP)	25.142
20	53 V.Grimoux (FRA)	17.925	25	12 A.Rusmiputro (INA)	28.296
21	23 M.Bastianelli (ITA)	18.183	26	57 D.Da-Ré (FRA)	28.616
22	22 M.Kalinin (UKR)	18.397	27	87 A.Licciardi (BEL)	39.130
23	49 M.Carusi (ITA)	18.629	28	7 N.Settimo (ITA)	47.104
24	28 P.Giacomini (ITA)	19.942	29	9 R.Doorakkers (NED)	56.135
25	2 A.Carrasco (ESP)	22.737	30	130 R.Ferreira (BRA)	58.787
26	57 D.Da-Ré (FRA)	23.426	31	80 A.Pontone (ITA)	1'09.802
27	12 A.Rusmiputro (INA)	25.677	32	62 J.Schultz (RSA)	1'10.520
28	87 A.Licciardi (BEL)	30.837	33	58 T.Finocchiaro (GBR)	1'42.236
29	7 N.Settimo (ITA)	37.006			
30	9 R.Doorakkers (NED)	46.717			
31	130 R.Ferreira (BRA)	49.545			
32	62 J.Schultz (RSA)	57.543			
33	58 T.Finocchiaro (GBR)	1'24.715			

Lap 12

1	41 M.Garcia (ESP)	
2	15 A.Coppola (ITA)	0.273
3	6 R.Schotman (NED)	0.646
4	88 M.Perez (ESP)	0.688
5	33 D.Valle (ESP)	0.720
6	99 P.Grassia (ITA)	1.668
7	25 B.Sánchez (ESP)	1.969
8	13 J.Facco (ITA)	2.171
9	75 S.Deroue (NED)	7.520
10	14 E.De La Vega (FRA)	7.656
11	84 M.Carbonera (ITA)	21.282
12	18 A.Murley (GBR)	21.579
13	20 D.Loureiro (RSA)	21.686
14	22 M.Kalinin (UKR)	22.303
15	53 V.Grimoux (FRA)	22.638
16	66 T.Taylor (GBR)	22.939
17	27 F.Rovelli (ITA)	23.085
18	23 M.Bastianelli (ITA)	23.337
19	54 H.Cabuk (TUR)	23.508
20	35 A.Triglia (ITA)	24.661
21	2 A.Carrasco (ESP)	27.903
22	12 A.Rusmiputro (INA)	31.629
23	57 D.Da-Ré (FRA)	33.044
24	87 A.Licciardi (BEL)	47.223
25	7 N.Settimo (ITA)	53.338
26	9 R.Doorakkers (NED)	1'02.244
27	130 R.Ferreira (BRA)	1'04.441
28	80 A.Pontone (ITA)	1'14.616
29	28 P.Giacomini (ITA)	1'15.354
30	62 J.Schultz (RSA)	1'16.851
31	49 M.Carusi (ITA)	1'18.057
32	58 T.Finocchiaro (GBR)	1'52.701

Lap 10

1	41 M.Garcia (ESP)	
2	15 A.Coppola (ITA)	0.268
3	75 S.Deroue (NED)	0.541
4	33 D.Valle (ESP)	0.642
5	6 R.Schotman (NED)	0.844
6	88 M.Perez (ESP)	0.986
7	99 P.Grassia (ITA)	1.179
8	25 B.Sánchez (ESP)	1.334
9	13 J.Facco (ITA)	1.576
10	14 E.De La Vega (FRA)	4.548
11	18 A.Murley (GBR)	17.300
12	80 A.Pontone (ITA)	17.511
13	79 C.Taylor (GBR)	17.633
14	20 D.Loureiro (RSA)	17.831
15	84 M.Carbonera (ITA)	17.987
16	66 T.Taylor (GBR)	18.311
17	27 F.Rovelli (ITA)	18.497
18	53 V.Grimoux (FRA)	18.587
19	22 M.Kalinin (UKR)	18.666
20	23 M.Bastianelli (ITA)	18.853
21	54 H.Cabuk (TUR)	19.178
22	49 M.Carusi (ITA)	19.266
23	35 A.Triglia (ITA)	19.539
24	28 P.Giacomini (ITA)	20.908
25	2 A.Carrasco (ESP)	23.392
26	57 D.Da-Ré (FRA)	24.742
27	12 A.Rusmiputro (INA)	26.393
28	87 A.Licciardi (BEL)	34.018
29	7 N.Settimo (ITA)	41.345
30	9 R.Doorakkers (NED)	50.545
31	130 R.Ferreira (BRA)	53.495
32	62 J.Schultz (RSA)	1'03.546
33	58 T.Finocchiaro (GBR)	1'32.655

Lap 11

1	41 M.Garcia (ESP)	
2	15 A.Coppola (ITA)	0.644
3	6 R.Schotman (NED)	0.999
4	88 M.Perez (ESP)	1.174
5	75 S.Deroue (NED)	1.351
6	33 D.Valle (ESP)	1.569
7	99 P.Grassia (ITA)	1.730
8	13 J.Facco (ITA)	2.079
9	25 B.Sánchez (ESP)	2.195
10	14 E.De La Vega (FRA)	5.920
11	79 C.Taylor (GBR)	19.088
12	84 M.Carbonera (ITA)	19.548
13	20 D.Loureiro (RSA)	19.797
14	23 M.Bastianelli (ITA)	20.117
15	18 A.Murley (GBR)	20.496
16	53 V.Grimoux (FRA)	20.603
17	27 F.Rovelli (ITA)	20.935
18	22 M.Kalinin (UKR)	21.230

01/10/2017

These data/results cannot be reproduced, stored and/or transmitted in whole or in part by any manner of electronic, mechanical, photocopying, recording, broadcasting or otherwise now known or herein after developed without the previous express consent by the copyright owner, except for reproduction in daily press and regular printed publications on sale to the public within 60 days of the event related to those data/results and always provided that copyright symbol appears together as follows below.

© DORNA WSBK ORGANIZATION Srl 2017

FCR PERUGIA TIMING



Official Tyre Supplier



Official Timekeeper

French Round, 29-30 September - 1 October 2017

World Supersport 300 - Best Sector & Speed Race

Magny-Cours 4.411 m

RESULTS

Pos	Driver	Team	Laps
1	41 M. GARCIA	Yamaha YZF-R3	12
2	15 A. COPPOLA	Yamaha YZF-R3	0.273
3	6 R. SCHOTMAN	Yamaha YZF-R3	0.646
4	88 M. PEREZ	Honda CBR500R	0.688
5	33 D. VALLE	Yamaha YZF-R3	0.720
6	99 P. GRASSIA	Honda CBR500R	1.668
7	25 B. SÁNCHEZ	Yamaha YZF-R3	1.969
8	13 J. FACCO	Yamaha YZF-R3	2.171
9	75 S. DEROUE	Kawasaki Ninja 300	7.520
10	14 E. DE LA VEGA	Yamaha YZF-R3	7.656
11	84 M. CARBONERA	Yamaha YZF-R3	21.282
12	18 A. MURLEY	Yamaha YZF-R3	21.579
13	20 D. LOUREIRO	Yamaha YZF-R3	21.686
14	22 M. KALININ	Yamaha YZF-R3	22.303
15	53 V. GRIMOUX	Yamaha YZF-R3	22.638
16	66 T. TAYLOR	Kawasaki Ninja 300	22.939
17	27 F. ROVELLI	Yamaha YZF-R3	23.085
18	54 H. CABUK	Kawasaki Ninja 300	23.508
19	35 A. TRIGLIA	Honda CBR500R	24.661
20	2 A. CARRASCO	Kawasaki Ninja 300	27.903
21	12 A. RUSMIPUTRO	Yamaha YZF-R3	31.629
22	57 D. DA-RÉ	Yamaha YZF-R3	33.044
23	23 M. BASTIANELLI	Kawasaki Ninja 300	41.337
24	87 A. LICCIARDI	Yamaha YZF-R3	47.223
25	7 N. SETTIMO	Yamaha YZF-R3	53.338
26	9 R. DOORAKKERS	Yamaha YZF-R3	1'02.244
27	130 R. FERREIRA	Yamaha YZF-R3	1'04.441
28	80 A. PONTONE	Yamaha YZF-R3	1'14.616
29	28 P. GIACOMINI	Yamaha YZF-R3	1'15.354
30	62 J. SCHULTZ	Kawasaki Ninja 300	1'16.851
31	49 M. CARUSI	Kawasaki Ninja 300	1'18.057
32	58 T. FINOCCHIARO	Yamaha YZF-R3	1'52.701
RET	79 C. TAYLOR	Kawasaki Ninja 300	1 Lap
RET	19 E. ROVELLI	Yamaha YZF-R3	10 Laps
RET	17 G. NODERER	Honda CBR500R	10 Laps
RET	32 A. MUEL	Yamaha YZF-R3	11 Laps
RET	121 K. PATOVA	Yamaha YZF-R3	

SPEED

Pos	Driver	Team	Time
1	99 P. GRASSIA	Honda CBR500R	190.5
2	22 M. KALININ	Yamaha YZF-R3	189.8
3	54 H. CABUK	Kawasaki Ninja 300	189.5
4	23 M. BASTIANELLI	Kawasaki Ninja 300	189.1
5	13 J. FACCO	Yamaha YZF-R3	188.8
6	25 B. SÁNCHEZ	Yamaha YZF-R3	188.2
7	27 F. ROVELLI	Yamaha YZF-R3	187.5
8	80 A. PONTONE	Yamaha YZF-R3	187.2
9	12 A. RUSMIPUTRO	Yamaha YZF-R3	187.2
10	87 A. LICCIARDI	Yamaha YZF-R3	187.2
11	28 P. GIACOMINI	Yamaha YZF-R3	187.2
12	20 D. LOUREIRO	Yamaha YZF-R3	186.9
13	84 M. CARBONERA	Yamaha YZF-R3	186.5
14	17 G. NODERER	Honda CBR500R	186.2
15	121 K. PATOVA	Yamaha YZF-R3	186.2
16	33 D. VALLE	Yamaha YZF-R3	185.9
17	49 M. CARUSI	Kawasaki Ninja 300	185.9
18	75 S. DEROUE	Kawasaki Ninja 300	185.2
19	15 A. COPPOLA	Yamaha YZF-R3	185.2
20	19 E. ROVELLI	Yamaha YZF-R3	184.9
21	79 C. TAYLOR	Kawasaki Ninja 300	184.9
22	53 V. GRIMOUX	Yamaha YZF-R3	184.9
23	14 E. DE LA VEGA	Yamaha YZF-R3	184.6
24	88 M. PEREZ	Honda CBR500R	184.6
25	2 A. CARRASCO	Kawasaki Ninja 300	183.7
26	9 R. DOORAKKERS	Yamaha YZF-R3	183.7
27	18 A. MURLEY	Yamaha YZF-R3	183.4
28	66 T. TAYLOR	Kawasaki Ninja 300	183.4
29	35 A. TRIGLIA	Honda CBR500R	182.7
30	6 R. SCHOTMAN	Yamaha YZF-R3	181.8
31	62 J. SCHULTZ	Kawasaki Ninja 300	181.5
32	32 A. MUEL	Yamaha YZF-R3	181.2
33	130 R. FERREIRA	Yamaha YZF-R3	180.9
34	7 N. SETTIMO	Yamaha YZF-R3	179.7
35	41 M. GARCIA	Yamaha YZF-R3	179.1
36	57 D. DA-RÉ	Yamaha YZF-R3	177.9
37	58 T. FINOCCHIARO	Yamaha YZF-R3	169.5

SEG. 1

1	33 D. VALLE	36.234
2	75 S. DEROUE	36.305
3	88 M. PEREZ	36.406
4	99 P. GRASSIA	36.490
5	13 J. FACCO	36.524
6	25 B. SÁNCHEZ	36.539
7	84 M. CARBONERA	36.559
8	6 R. SCHOTMAN	36.586
9	80 A. PONTONE	36.610
10	66 T. TAYLOR	36.624
11	22 M. KALININ	36.651
12	49 M. CARUSI	36.671
13	54 H. CABUK	36.752
14	23 M. BASTIANELLI	36.802
15	20 D. LOUREIRO	36.813
16	79 C. TAYLOR	36.822
17	53 V. GRIMOUX	36.847
18	27 F. ROVELLI	36.914
19	15 A. COPPOLA	36.941
20	28 P. GIACOMINI	36.955
21	14 E. DE LA VEGA	36.983
22	35 A. TRIGLIA	37.107
23	18 A. MURLEY	37.134
24	41 M. GARCIA	37.179
25	12 A. RUSMIPUTRO	37.454
26	2 A. CARRASCO	37.644
27	57 D. DA-RÉ	37.659
28	7 N. SETTIMO	37.795
29	17 G. NODERER	37.866
30	87 A. LICCIARDI	38.192
31	9 R. DOORAKKERS	38.217
32	19 E. ROVELLI	38.490
33	62 J. SCHULTZ	38.621
34	32 A. MUEL	38.719
35	130 R. FERREIRA	38.861
36	121 K. PATOVA	39.118
37	58 T. FINOCCHIARO	39.628

SEG. 2

1	41 M. GARCIA	25.626
2	15 A. COPPOLA	25.667
3	75 S. DEROUE	25.685
4	33 D. VALLE	25.735
5	6 R. SCHOTMAN	25.766
6	99 P. GRASSIA	25.805
7	25 B. SÁNCHEZ	25.816
8	49 M. CARUSI	25.868
9	13 J. FACCO	25.897
10	2 A. CARRASCO	25.923
11	28 P. GIACOMINI	25.927
12	88 M. PEREZ	25.930
13	18 A. MURLEY	25.953
14	14 E. DE LA VEGA	25.984
15	20 D. LOUREIRO	26.022
16	23 M. BASTIANELLI	26.029
17	22 M. KALININ	26.055
18	27 F. ROVELLI	26.060
19	79 C. TAYLOR	26.082
20	84 M. CARBONERA	26.088
21	80 A. PONTONE	26.101
22	53 V. GRIMOUX	26.130
23	12 A. RUSMIPUTRO	26.184
24	54 H. CABUK	26.191
25	35 A. TRIGLIA	26.349
26	57 D. DA-RÉ	26.364
27	66 T. TAYLOR	26.377
28	87 A. LICCIARDI	26.468
29	7 N. SETTIMO	26.585
30	130 R. FERREIRA	26.654
31	17 G. NODERER	26.737
32	9 R. DOORAKKERS	26.850
33	62 J. SCHULTZ	26.875
34	19 E. ROVELLI	26.949
35	58 T. FINOCCHIARO	27.837
36	121 K. PATOVA	28.296
37	32 A. MUEL	29.319

SEG. 3

1	15 A. COPPOLA	25.894
2	33 D. VALLE	25.918
3	88 M. PEREZ	25.980
4	6 R. SCHOTMAN	26.010
5	25 B. SÁNCHEZ	26.032
6	75 S. DEROUE	26.051
7	13 J. FACCO	26.084
8	99 P. GRASSIA	26.111
9	84 M. CARBONERA	26.151
10	20 D. LOUREIRO	26.166
11	41 M. GARCIA	26.184
12	54 H. CABUK	26.269
13	18 A. MURLEY	26.278
14	27 F. ROVELLI	26.302
15	80 A. PONTONE	26.332
16	53 V. GRIMOUX	26.371
17	66 T. TAYLOR	26.395
18	23 M. BASTIANELLI	26.398
19	12 A. RUSMIPUTRO	26.408
20	14 E. DE LA VEGA	26.414
21	22 M. KALININ	26.425
22	79 C. TAYLOR	26.427
23	35 A. TRIGLIA	26.453
24	49 M. CARUSI	26.463
25	2 A. CARRASCO	26.545
26	57 D. DA-RÉ	26.631
27	28 P. GIACOMINI	26.679
28	87 A. LICCIARDI	26.695
29	7 N. SETTIMO	26.833
30	17 G. NODERER	27.045
31	9 R. DOORAKKERS	27.444
32	130 R. FERREIRA	27.459
33	19 E. ROVELLI	27.461
34	62 J. SCHULTZ	27.741
35	58 T. FINOCCHIARO	28.131

SEG. 4

1	41 M. GARCIA	28.632
2	15 A. COPPOLA	28.645
3	33 D. VALLE	28.679
4	88 M. PEREZ	28.804
5	6 R. SCHOTMAN	28.818
6	99 P. GRASSIA	28.888
7	75 S. DEROUE	28.892
8	14 E. DE LA VEGA	28.913
9	25 B. SÁNCHEZ	28.964
10	22 M. KALININ	29.064
11	84 M. CARBONERA	29.082
12	13 J. FACCO	29.084
13	49 M. CARUSI	29.206
14	79 C. TAYLOR	29.221
15	27 F. ROVELLI	29.238
16	18 A. MURLEY	29.239
17	80 A. PONTONE	29.255
18	2 A. CARRASCO	29.309
19	57 D. DA-RÉ	29.327
20	28 P. GIACOMINI	29.343
21	23 M. BASTIANELLI	29.344
22	54 H. CABUK	29.371
23	53 V. GRIMOUX	29.375
24	20 D. LOUREIRO	29.385
25	87 A. LICCIARDI	29.416
26	66 T. TAYLOR	29.441
27	12 A. RUSMIPUTRO	29.458
28	35 A. TRIGLIA	29.552
29	7 N. SETTIMO	29.690
30	130 R. FERREIRA	29.866
31	9 R. DOORAKKERS	30.037
32	62 J. SCHULTZ	30.194
33	17 G. NODERER	30.257
34	19 E. ROVELLI	30.601
35	58 T. FINOCCHIARO	30.760

01/10/2017

These data/results cannot be reproduced, stored and/or transmitted in whole or in part by any manner of electronic, mechanical, photocopying, recording, broadcasting or otherwise now known or herein after developed without the previous express consent by the copyright owner, except for reproduction in daily press and regular printed publications on sale to the public within 60 days of the event related to those data/results and always provided that copyright symbol appears together as follows below.

© DORNA WSBK ORGANIZATION Srl 2017

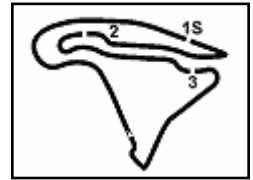
FICR PERUGIA TIMING



Official Tyre Supplier



Official Timekeeper



French Round, 29-30 September - 1 October 2017

World Supersport 300 - Chronological Analysis Race

Magny-Cours 4.411 m

Start at 14:21'45.285

1 / 4

41 M. GARCIA (1'57.841)							
Lap	Seg.1	Seg.2	Seg.3	Seg.4	Lap Time	km/h	Local Time
1		26.684	26.903	29.520	2'01.245	179,1	14:23'46.530
2	37.797	26.471	26.694	29.205	2'00.167	177,0	14:25'46.697
3	37.875	26.182	27.042	28.949	2'00.048	178,5	14:27'46.745
4	37.650	26.180	26.646	29.127	1'59.603	171,7	14:29'46.348
5	37.507	26.072	26.439	28.718	1'58.736	172,2	14:31'45.084
6	37.296	25.653	26.350	28.681	1'57.980	172,2	14:33'43.064
7	37.287	26.066	26.312	28.984	1'58.649	172,5	14:35'41.713
8	37.303	26.273	26.617	29.019	1'59.212	170,6	14:37'40.925
9	37.179	26.010	26.337	28.989	1'58.515	177,0	14:39'39.440
10	37.657	26.174	26.526	28.973	1'59.330	173,6	14:41'38.770
11	37.443	25.626	26.304	28.632	1'58.005	171,4	14:43'36.775
12	37.199	25.671	26.184	28.787	1'57.841	171,4	14:45'34.616

15 A. COPPOLA (1'57.470)							
Lap	Seg.1	Seg.2	Seg.3	Seg.4	Lap Time	km/h	Local Time
1		26.962	26.725	29.667	2'02.277	182,4	14:23'47.562
2	37.347	26.409	26.583	29.505	1'59.844	185,2	14:25'47.406
3	37.188	26.431	26.516	29.514	1'59.649	179,1	14:27'47.055
4	37.402	26.049	26.649	29.374	1'59.474	180,0	14:29'46.529
5	37.361	26.591	26.173	29.090	1'59.215	174,2	14:31'45.744
6	37.285	25.760	25.958	28.652	1'57.655	178,8	14:33'43.399
7	36.941	25.667	26.535	29.363	1'58.506	180,9	14:35'41.905
8	37.083	25.940	26.291	29.282	1'58.596	172,5	14:37'40.501
9	37.500	25.864	26.685	29.188	1'59.237	174,8	14:39'39.738
10	37.398	26.285	26.274	29.343	1'59.300	170,3	14:41'39.038
11	37.366	26.476	25.894	28.645	1'58.381	172,8	14:43'37.419
12	37.012	25.750	25.928	28.780	1'57.470	176,5	14:45'34.889

6 R. SCHOTMAN (1'57.488)							
Lap	Seg.1	Seg.2	Seg.3	Seg.4	Lap Time	km/h	Local Time
1		26.523	27.147	29.723	2'01.112	175,6	14:23'46.397
2	37.996	26.484	26.720	29.637	2'00.837	171,7	14:25'47.234
3	37.418	27.187	26.416	29.761	2'00.782	177,3	14:27'48.016
4	37.487	25.875	26.268	29.163	1'58.793	181,8	14:29'46.809
5	37.088	26.273	26.436	29.477	1'59.274	177,6	14:31'46.083
6	36.841	25.766	26.197	28.818	1'57.622	179,7	14:33'43.705
7	36.698	25.809	26.253	29.136	1'57.896	181,8	14:35'41.601
8	37.402	26.103	26.448	29.277	1'59.230	173,9	14:37'40.831
9	37.326	26.144	26.608	29.245	1'59.323	174,5	14:39'40.154
10	37.011	26.396	26.579	29.474	1'59.460	180,9	14:41'39.614
11	36.763	26.345	26.210	28.842	1'58.160	177,9	14:43'37.774
12	36.586	25.972	26.010	28.920	1'57.488	178,5	14:45'35.262

88 M. PEREZ (1'57.355)							
Lap	Seg.1	Seg.2	Seg.3	Seg.4	Lap Time	km/h	Local Time
1		26.737	26.947	30.197	2'01.512	173,6	14:23'46.797
2	37.393	26.359	26.829	29.567	2'00.148	176,8	14:25'46.945
3	37.530	26.773	26.761	30.254	2'01.318	176,2	14:27'48.263
4	37.185	26.269	26.316	29.434	1'59.204	182,1	14:29'47.467
5	36.498	26.610	26.389	29.242	1'58.739	176,8	14:31'46.206
6	36.785	26.197	25.991	28.870	1'57.843	180,6	14:33'44.049
7	36.406	26.264	26.308	29.190	1'58.168	180,0	14:35'42.217
8	36.622	25.930	26.966	29.337	1'58.855	184,6	14:37'41.072
9	36.942	26.206	26.587	29.156	1'58.891	179,1	14:39'39.963
10	37.244	26.809	26.445	29.295	1'59.793	167,4	14:41'39.756
11	36.668	26.072	26.591	28.862	1'58.193	179,7	14:43'37.949
12	36.477	26.094	25.980	28.804	1'57.355	178,5	14:45'35.304

33 D. VALLE (1'56.992)							
Lap	Seg.1	Seg.2	Seg.3	Seg.4	Lap Time	km/h	Local Time
1		27.299	26.969	29.587	2'02.530	179,4	14:23'47.815
2	37.036	26.567	26.661	29.781	2'00.045	185,9	14:25'47.860

3	36.704	26.626	26.681	29.384	1'59.395	176,5	14:27'47.255
4	37.282	26.122	26.739	29.234	1'59.377	175,0	14:29'46.632
5	37.293	26.401	26.433	28.775	1'58.902	171,7	14:31'45.534
6	37.476	25.967	26.034	28.858	1'58.335	178,5	14:33'43.869
7	36.543	26.099	26.343	29.161	1'58.146	185,2	14:35'42.015
8	36.854	25.861	26.652	28.862	1'58.229	177,0	14:37'40.244
9	37.804	25.735	26.591	29.172	1'59.302	178,2	14:39'39.546
10	37.603	26.600	26.496	29.167	1'59.866	170,6	14:41'39.412
11	36.958	26.580	26.419	28.975	1'58.932	173,9	14:43'38.344
12	36.234	26.161	25.918	28.679	1'56.992	182,4	14:45'35.336

99 P. GRASSIA (1'57.779)							
Lap	Seg.1	Seg.2	Seg.3	Seg.4	Lap Time	km/h	Local Time
1		26.951	26.924	30.218	2'01.752	175,0	14:23'47.037
2	37.710	27.463	26.844	29.561	2'01.578	180,6	14:25'48.615
3	37.169	26.682	26.513	30.025	2'00.389	181,5	14:27'49.004
4	36.802	27.216	26.411	29.269	1'59.698	190,5	14:29'48.702
5	37.341	26.311	26.320	28.888	1'58.860	178,2	14:31'47.562
6	37.080	25.965	26.111	29.066	1'58.222	179,4	14:33'45.784
7	36.975	26.038	26.255	29.075	1'58.343	181,5	14:35'44.127
8	36.764	26.156	26.231	29.285	1'58.436	182,7	14:37'42.563
9	36.501	25.805	26.295	29.388	1'57.989	184,9	14:39'40.552
10	36.713	26.599	26.685	29.400	1'59.397	181,2	14:41'39.949
11	36.492	26.677	26.336	29.051	1'58.556	183,7	14:43'38.505
12	36.490	26.070	26.114	29.105	1'57.779	182,4	14:45'36.284

25 B. SÁNCHEZ (1'57.615)							
Lap	Seg.1	Seg.2	Seg.3	Seg.4	Lap Time	km/h	Local Time
1		27.723	27.102	29.829	2'02.664	177,6	14:23'47.949
2	36.934	27.160	26.658	29.346	2'00.098	182,4	14:25'48.047
3	36.799	26.849	26.689	29.999	2'00.336	187,5	14:27'48.383
4	37.349	26.489	26.424	29.313	1'59.575	181,5	14:29'47.958
5	36.736	26.358	26.466	29.431	1'58.991	185,6	14:31'46.949
6	36.823	26.092	26.214	29.165	1'58.294	185,2	14:33'45.243
7	36.744	25.816	26.446	28.964	1'57.970	184,3	14:35'43.213
8	37.403	26.225	26.325	29.616	1'59.569	178,2	14:37'42.782
9	36.719	26.116	26.222	29.166	1'58.223	183,7	14:39'41.005
10	36.652	26.682	26.583	29.182	1'59.099	188,2	14:41'40.104
11	36.792	26.518	26.523	29.033	1'58.866	183,7	14:43'38.970
12	36.539	26.007	26.032	29.037	1'57.615	183,7	14:45'36.585

13 J. FACCO (1'57.933)							
Lap	Seg.1	Seg.2	Seg.3	Seg.4	Lap Time	km/h	Local Time
1		27.328	27.269	29.783	2'03.121	179,4	14:23'48.406
2	36.754	27.292	26.673	29.659	2'00.378	186,5	14:25'48.784
3	36.969	26.274	26.732	30.045	2'00.020	182,1	14:27'48.804
4	36.886	26.215	26.213	29.620	1'58.934	188,8	14:29'47.738
5	36.724	26.422	26.339	29.574	1'59.059	183,4	14:31'46.797
6	36.561	26.197	26.144	29.305	1'58.207	185,9	14:33'45.004
7	36.975	25.897	26.511	29.300	1'58.683	178,2	14:35'43.687
8	36.877	25.924	26.442	29.453	1'58.696	179,7	14:37'42.383
9	36.753	26.149	26.174	29.309	1'58.385	186,5	14:39'40.768
10	36.812	26.574	26.905	29.287	1'59.578	185,6	14:41'40.346
11	36.524	26.334	26.432	29.218	1'58.508	188,2	14:43'38.854
12	36.656	26.109	26.084	29.084	1'57.933	180,9	14:45'36.787

75 S. DEROUÉ (1'58.065)							
Lap	Seg.1	Seg.2	Seg.3	Seg.4	Lap Time	km/h	Local Time
1		27.414	26.998	29.547	2'02.029	176,8	14:23'47.314
2	37.425	26.431	26.696	29.821	2'00.373	181,2	14:25'47.687
3	37.021	26.727	26.760	29.969	2'00.477	182,1	14:27'48.164
4	37.241	26.220	26.290	29.398	1'59.149	181,5	14:29'47.313
5	37.120	26.355	26.377	29.366	1'59.218	184,9	14:31'46.531
6	36.832	26.049	26.210	29.142	1'58.233	185,2	14:33'44.764

01/10/2017

P = Pits In/Out - C = Lap-Time Cancelled

These data/results cannot be reproduced, stored and/or transmitted in whole or in part by any manner of electronic, mechanical, photocopying, recording, broadcasting or otherwise now known or herein after developed without the previous express consent by the copyright owner, except for reproduction in daily press and regular printed publications on sale to the public within 60 days of the event related to those data/results and always provided that copyright symbol appears together as follows below.

© DORNA WSBK ORGANIZATION Srl 2017

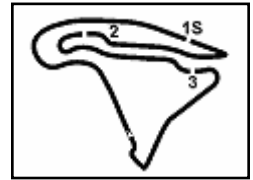
FKR PERUGIA TIMING



Official Tyre Supplier



Official Timekeeper



Magny-Cours 4.411 m

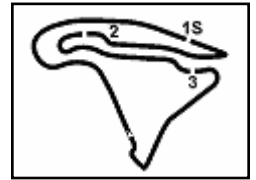
French Round, 29-30 September - 1 October 2017

World Supersport 300 - Chronological Analysis Race

Start at 14:21'45.285

2 / 4

Lap	Seg.1	Seg.2	Seg.3	Seg.4	Lap Time	km/h	Local Time
7	37.240	26.677	26.221	28.968	1'59.106	177,9	14:35'43.870
8	36.589	25.929	26.461	29.086	1'58.065	180,9	14:37'41.935
9	36.876	25.685	26.556	29.243	1'58.360	183,1	14:39'40.295
10	36.817	26.025	26.900	29.274	1'59.016	180,3	14:41'39.311
11	37.085	26.126	26.712	28.892	1'58.815	175,6	14:43'38.126
12	36.305	26.573	26.051	35.081	2'04.010	180,3	14:45'42.136
22 M. KALININ (1'58.914)							
Lap	Seg.1	Seg.2	Seg.3	Seg.4	Lap Time	km/h	Local Time
1		29.282	29.006	31.447	2'09.493	187,8	14:23'54.778
2	38.469	26.823	26.980	29.934	2'02.206	181,2	14:25'56.984
3	37.632	26.585	26.738	29.689	2'00.644	180,9	14:27'57.628
4	38.067	26.714	26.935	29.449	2'01.165	174,8	14:29'58.793
5	37.791	26.441	26.425	29.064	1'59.721	182,7	14:31'58.514
6	37.271	26.172	27.283	29.207	1'59.933	179,1	14:33'56.447
7	37.326	26.157	26.437	29.558	1'59.478	182,7	14:35'57.925
8	37.123	26.119	26.874	29.601	1'59.717	181,8	14:37'57.642
9	38.180	26.177	26.547	29.291	2'00.195	177,0	14:39'57.837
10	36.651	26.284	26.644	30.020	1'59.599	188,8	14:41'57.436
11	37.075	27.094	26.993	29.407	2'00.569	185,2	14:43'58.005
12	36.855	26.055	26.657	29.347	1'58.914	189,8	14:45'56.919
53 V. GRIMOUX (1'59.876)							
Lap	Seg.1	Seg.2	Seg.3	Seg.4	Lap Time	km/h	Local Time
1		27.641	28.367	30.499	2'07.580	181,8	14:23'52.865
2	38.693	26.706	27.013	30.655	2'03.067	175,3	14:25'55.932
3	37.829	26.460	26.752	29.676	2'00.717	177,9	14:27'56.649
4	37.302	26.558	26.652	29.375	1'59.887	183,4	14:29'56.536
5	37.063	26.716	26.675	29.801	2'00.255	183,7	14:31'56.791
6	37.305	26.130	26.657	30.045	2'00.137	177,3	14:33'56.928
7	37.781	26.203	26.707	29.544	2'00.235	177,6	14:35'57.163
8	37.383	26.196	26.371	29.945	1'59.895	180,6	14:37'57.058
9	37.588	26.499	26.659	29.561	2'00.307	184,9	14:39'57.365
10	37.045	26.187	26.700	30.060	1'59.992	179,7	14:41'57.357
11	36.847	27.125	26.404	29.645	2'00.021	184,0	14:43'57.378
12	37.116	26.225	26.690	29.845	1'59.876	177,6	14:45'57.254
66 T. TAYLOR (1'58.980)							
Lap	Seg.1	Seg.2	Seg.3	Seg.4	Lap Time	km/h	Local Time
1		27.916	27.366	30.266	2'04.512	182,7	14:23'49.797
2	37.787	26.784	27.013	30.213	2'01.797	179,1	14:25'51.594
3	37.854	26.973	26.832	29.515	2'01.174	178,2	14:27'52.768
4	37.220	26.719	26.629	29.725	2'00.293	182,7	14:29'53.061
5	37.273	26.828	26.943	29.823	2'00.867	177,6	14:31'53.928
6	37.341	26.377	26.924	29.636	2'00.278	179,4	14:33'54.206
7	37.565	26.677	26.685	29.641	2'00.568	178,2	14:35'54.774
8	37.238	26.527	27.187	29.520	2'00.472	177,6	14:37'55.246
9	37.875	26.731	27.002	29.470	2'01.078	172,5	14:39'56.324
10	37.110	26.911	26.630	30.106	2'00.757	181,5	14:41'57.081
11	37.066	28.123	26.673	29.632	2'01.494	179,4	14:43'58.575
12	36.624	26.520	26.395	29.441	1'58.980	183,4	14:45'57.555
27 F. ROVELLI (1'59.529)							
Lap	Seg.1	Seg.2	Seg.3	Seg.4	Lap Time	km/h	Local Time
1		27.721	28.490	30.514	2'08.532	186,9	14:23'53.817
2	37.650	26.264	26.702	29.760	2'00.376	180,6	14:25'54.193
3	37.780	26.331	26.568	29.275	1'59.954	177,9	14:27'54.147
4	37.250	26.508	26.703	29.664	2'00.125	180,0	14:29'54.272
5	37.318	26.060	26.674	29.477	1'59.529	175,9	14:31'53.801
6	37.349	26.718	26.628	29.278	1'59.973	176,5	14:33'53.774
7	37.929	26.091	26.840	29.238	2'00.098	175,6	14:35'53.872
8	38.137	26.859	27.088	30.423	2'02.507	174,2	14:37'56.379
9	37.677	26.131	26.840	29.529	2'00.177	184,6	14:39'56.556
10	36.932	26.963	26.646	30.170	2'00.711	180,0	14:41'57.267
11	36.914	27.778	26.460	29.291	2'00.443	178,2	14:43'57.710
12	37.071	26.561	26.302	30.057	1'59.991	187,5	14:45'57.701
54 H. CABUK (1'59.256)							
Lap	Seg.1	Seg.2	Seg.3	Seg.4	Lap Time	km/h	Local Time
1		27.916	27.366	30.266	2'04.512	182,7	14:23'49.797
2	37.787	26.784	27.013	30.213	2'01.797	179,1	14:25'51.594
3	37.854	26.973	26.832	29.515	2'01.174	178,2	14:27'52.768
4	37.220	26.719	26.629	29.725	2'00.293	182,7	14:29'53.061
5	37.273	26.828	26.943	29.823	2'00.867	177,6	14:31'53.928
6	37.341	26.377	26.924	29.636	2'00.278	179,4	14:33'54.206
7	37.565	26.677	26.685	29.641	2'00.568	178,2	14:35'54.774
8	37.238	26.527	27.187	29.520	2'00.472	177,6	14:37'55.246
9	37.875	26.731	27.002	29.470	2'01.078	172,5	14:39'56.324
10	37.110	26.911	26.630	30.106	2'00.757	181,5	14:41'57.081
11	37.066	28.123	26.673	29.632	2'01.494	179,4	14:43'58.575
12	36.624	26.520	26.395	29.441	1'58.980	183,4	14:45'57.555
14 E. DE LA VEGA (1'58.691)							
Lap	Seg.1	Seg.2	Seg.3	Seg.4	Lap Time	km/h	Local Time
1		27.771	27.367	29.602	2'02.827	179,7	14:23'48.112
2	37.104	27.134	26.565	29.337	2'00.140	184,6	14:25'48.252
3	36.983	26.725	26.689	29.929	2'00.326	181,8	14:27'48.578
4	37.181	27.873	26.453	29.287	2'00.794	183,4	14:29'49.372
5	37.354	26.161	26.610	29.005	1'59.130	178,5	14:31'48.502
6	37.272	26.323	26.480	28.931	1'59.006	178,2	14:33'47.508
7	37.419	26.053	26.414	28.965	1'58.851	175,6	14:35'46.359
8	37.406	26.130	26.765	29.012	1'59.313	175,0	14:37'45.672
9	37.370	25.984	26.424	28.913	1'58.691	173,6	14:39'44.363
10	37.505	26.008	26.454	28.988	1'58.955	174,5	14:41'43.318
11	37.485	26.177	26.538	29.177	1'59.377	174,8	14:43'42.695
12	37.646	26.200	26.592	29.139	1'59.577	172,8	14:45'42.272
84 M. CARBONERA (1'58.850)							
Lap	Seg.1	Seg.2	Seg.3	Seg.4	Lap Time	km/h	Local Time
1		28.769	28.714	31.396	2'09.574	183,4	14:23'54.859
2	38.729	26.923	26.920	29.970	2'02.542	185,2	14:25'57.401
3	37.244	27.032	26.728	29.469	2'00.473	182,1	14:27'57.874
4	37.765	26.638	26.649	29.225	2'00.277	174,5	14:29'58.151
5	37.540	26.088	26.346	29.273	1'59.247	179,4	14:31'57.398
6	36.935	26.243	26.590	29.082	1'58.850	185,2	14:33'56.248
7	36.770	26.918	26.422	29.568	1'59.678	186,5	14:35'55.926
8	36.559	27.207	26.923	30.048	2'00.737	184,9	14:37'56.663
9	37.457	26.196	26.327	29.471	1'59.451	184,6	14:39'56.114
10	37.226	26.870	26.569	29.978	2'00.643	178,8	14:41'56.757
11	37.379	26.758	26.151	29.278	1'59.566	177,0	14:43'56.323
12	37.284	26.348	26.565	29.378	1'59.575	174,2	14:45'55.898
18 A. MURLEY (1'58.924)							
Lap	Seg.1	Seg.2	Seg.3	Seg.4	Lap Time	km/h	Local Time
1		28.436	27.356	30.430	2'05.941	183,4	14:23'51.226
2	37.947	26.657	27.069	30.081	2'01.754	177,6	14:25'52.980
3	38.146	26.378	26.723	29.512	2'00.759	177,3	14:27'53.739
4	37.698	26.142	26.941	29.642	2'00.423	183,4	14:29'54.162
5	37.432	26.376	26.637	29.616	2'00.061	175,9	14:31'54.223
6	37.134	26.746	26.660	29.673	2'00.213	180,3	14:33'54.436
7	37.301	26.558	26.515	29.400	1'59.774	175,9	14:35'54.210
8	37.922	27.171	26.859	30.128	2'02.080	177,0	14:37'56.290
9	37.597	26.119	26.456	29.383	1'59.555	180,0	14:39'55.845
10	37.480	26.591	26.545	29.609	2'00.225	177,9	14:41'56.070
11	38.045	27.560	26.357	29.239	2'01.201	173,4	14:43'57.271
12	37.313	25.953	26.278	29.380</			



French Round, 29-30 September - 1 October 2017

World Supersport 300 - Chronological Analysis Race

Magny-Cours 4.411 m

Start at 14:21'45.285

3 / 4

Lap	Seg.1	Seg.2	Seg.3	Seg.4	Lap Time	km/h	Local Time
1	28.019	27.789	29.969	2'05.622	189,5	14:23'50.907	5 37.707
2	37.699	26.713	26.712	29.952	2'01.076	177,3	14:25'51.983
3	37.406	26.676	26.517	29.676	2'00.275	176,2	14:27'52.258
4	37.707	26.479	26.545	29.606	2'00.337	173,9	14:29'52.595
5	37.648	27.059	26.642	29.634	2'00.983	173,1	14:31'53.578
6	37.606	26.546	27.227	30.383	2'01.762	180,0	14:33'55.340
7	37.351	26.191	26.504	29.574	1'59.620	179,1	14:35'54.960
8	37.056	27.123	27.300	30.170	2'01.649	176,8	14:37'56.609
9	37.790	26.206	26.549	29.558	2'00.103	184,9	14:39'56.712
10	36.931	27.532	26.422	30.351	2'01.236	187,2	14:41'57.948
11	36.752	26.737	26.931	30.500	2'00.920	189,5	14:43'58.868
12	37.014	26.602	26.269	29.371	1'59.256	181,5	14:45'58.124

35 A. TRIGLIA (2'00.266)							
Lap	Seg.1	Seg.2	Seg.3	Seg.4	Lap Time	km/h	Local Time
1	27.485	27.620	29.769	2'03.746	181,8	14:23'49.031	
2	38.030	26.891	27.091	30.240	2'02.252	176,2	14:25'51.283
3	38.159	27.150	26.909	29.656	2'01.874	175,9	14:27'53.157
4	37.368	26.349	26.603	29.954	2'00.274	180,3	14:29'53.431
5	37.455	26.528	27.029	29.905	2'00.917	179,4	14:31'54.348
6	37.180	26.801	26.687	30.051	2'00.719	182,7	14:33'55.067
7	37.636	26.449	26.453	29.728	2'00.266	175,6	14:35'55.333
8	37.213	26.992	26.995	30.224	2'01.424	180,9	14:37'56.757
9	37.726	26.525	26.490	29.552	2'00.293	182,4	14:39'57.050
10	37.363	27.248	26.566	30.082	2'01.259	181,2	14:41'58.309
11	37.107	26.986	26.730	29.811	2'00.634	182,4	14:43'58.943
12	37.328	26.562	26.755	29.689	2'00.334	182,7	14:45'59.277

2 A. CARRASCO (1'59.755)							
Lap	Seg.1	Seg.2	Seg.3	Seg.4	Lap Time	km/h	Local Time
1	29.068	28.760	31.099	2'10.499	183,7	14:23'55.784	
2	38.311	27.311	27.247	30.126	2'02.995	183,7	14:25'58.779
3	38.218	26.799	27.151	29.907	2'02.075	180,0	14:28'00.854
4	38.011	26.192	26.911	29.770	2'00.884	177,9	14:30'01.738
5	37.735	26.033	26.820	29.453	2'00.041	180,3	14:32'01.779
6	37.845	26.025	26.781	29.546	2'00.197	178,5	14:34'01.976
7	37.644	26.164	26.786	29.346	1'59.940	180,9	14:36'01.916
8	37.986	25.996	26.917	29.425	2'00.324	176,2	14:38'02.240
9	37.996	25.986	26.635	29.320	1'59.937	176,2	14:40'02.177
10	37.965	26.133	26.578	29.309	1'59.985	175,6	14:42'02.162
11	37.941	25.923	26.545	29.346	1'59.755	177,0	14:44'01.917
12	37.818	26.657	26.730	29.397	2'00.602	176,2	14:46'02.519

12 A. RUSMIPUTRO (1'59.908)							
Lap	Seg.1	Seg.2	Seg.3	Seg.4	Lap Time	km/h	Local Time
1	28.857	28.394	31.517	2'10.104	182,1	14:23'55.389	
2	38.447	27.379	27.246	30.565	2'03.637	187,2	14:25'59.026
3	37.979	26.698	27.080	30.564	2'02.321	184,6	14:28'01.347
4	37.592	26.858	26.920	30.023	2'01.393	181,8	14:30'02.740
5	37.894	26.438	26.539	29.637	2'00.508	177,3	14:32'03.248
6	37.454	26.403	26.813	29.771	2'00.441	184,3	14:34'03.689
7	37.793	26.218	26.812	29.613	2'00.436	177,0	14:36'04.125
8	38.026	26.421	26.689	29.588	2'00.724	173,1	14:38'04.849
9	37.974	26.199	26.561	29.534	2'00.268	173,4	14:40'05.117
10	37.861	26.184	26.528	29.473	2'00.046	173,9	14:42'05.163
11	37.766	26.276	26.408	29.458	1'59.908	176,2	14:44'05.071
12	37.931	26.486	26.962	29.795	2'01.174	174,2	14:46'06.245

57 D. DA-RÉ (2'00.333)							
Lap	Seg.1	Seg.2	Seg.3	Seg.4	Lap Time	km/h	Local Time
1	28.797	29.302	31.430	2'09.335	176,5	14:23'54.620	
2	38.651	27.474	26.912	30.003	2'03.040	177,9	14:25'57.660
3	37.659	26.820	26.957	29.569	2'01.005	177,6	14:27'58.665
4	37.807	26.504	26.813	29.651	2'00.775	177,3	14:29'59.440

23 M. BASTIANELLI (1'59.269)							
Lap	Seg.1	Seg.2	Seg.3	Seg.4	Lap Time	km/h	Local Time
1		29.218	28.133	30.457	2'06.643	184,3	14:23'51.928
2	38.529	26.857	27.332	30.029	2'02.747	176,5	14:25'54.675
3	37.784	26.592	27.141	29.730	2'01.247	183,4	14:27'55.922
4	37.857	27.017	26.576	29.552	2'01.002	175,9	14:29'56.924
5	37.712	26.632	26.728	29.678	2'00.750	175,3	14:31'57.674
6	37.197	26.264	26.820	29.553	1'59.834	183,7	14:33'57.508
7	37.243	26.032	27.008	29.640	1'59.923	186,5	14:35'57.431
8	37.018	26.029	26.815	29.967	1'59.829	182,4	14:37'57.260
9	37.721	26.368	26.549	29.725	2'00.363	184,0	14:39'57.623
10	36.802	26.517	26.815	29.866	2'00.000	185,9	14:41'57.623
11	36.971	26.556	26.398	29.344	1'59.269	189,1	14:43'56.892
12	37.691	26.657	26.599	30.114	2'01.061	178,5	14:45'57.953

87 A. LICCIARDI (2'01.090)							
Lap	Seg.1	Seg.2	Seg.3	Seg.4	Lap Time	km/h	Local Time
1		28.364	28.283	30.662	2'07.212	187,2	14:23'52.497
2	39.055	27.426	27.506	29.900	2'03.887	177,0	14:25'56.384
3	38.240	26.480	26.695	29.675	2'01.090	180,9	14:27'57.474
4	38.192	26.536	26.901	29.515	2'01.144	175,3	14:29'58.618
5	40.852	26.657	26.701	29.416	2'03.626	172,5	14:32'02.244
6	38.386	26.688	26.843	29.775	2'01.692	175,3	14:34'03.936
7	38.481	26.484	26.862	29.687	2'01.514	175,9	14:36'05.450
8	38.834	26.468	27.187	29.729	2'02.218	171,7	14:38'07.668
9	38.944	26.668	27.107	29.890	2'02.609	169,0	14:40'10.277
10	39.170	26.568	27.126	29.647	2'02.511	169,3	14:42'12.788
11	39.002	27.063	27.341	29.711	2'03.117	168,8	14:44'15.905
12	39.208	28.632	27.987	30.107	2'05.934	167,4	14:46'21.839

7 N. SETTIMO (2'00.996)							
Lap	Seg.1	Seg.2	Seg.3	Seg.4	Lap Time	km/h	Local Time
1		29.662	28.675	31.210	2'11.100	178,5	14:23'56.385
2	38.807	27.428	27.475	30.229	2'03.939	179,7	14:26'00.324
3	37.795	26.778	27.030	29.917	2'01.520	178,8	14:28'01.844
4	37.949	26.594	27.029	29.881	2'01.453	178,5	14:30'03.297
5	37.888	26.585	26.833	29.690	2'00.996	178,5	14:32'04.293
6	38.093	27.102	27.295	29.756	2'02.246	176,2	14:34'06.539
7	38.526	27.646	27.409	30.017	2'03.598	174,5	14:36'10.137
8	38.977	26.976	27.400	29.822	2'03.175	172,0	14:38'13.312
9	38.993	26.921	27.348	29.872	2'03.134	170,9	14:40'16.446
10	39.224	26.973	27.353	30.119	2'03.669	171,2	14:42'20.115
11	39.034	27.276	27.403	30.051	2'03.764	171,7	14:44'23.879
12	39.077	27.234	27.663	30.101	2'04.075	171,2	14:46'27.954

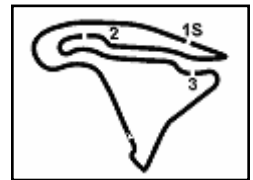
9 R. DOORAKKERS (2'03.158)							
Lap	Seg.1	Seg.2	Seg.3	Seg.4	Lap Time	km/h	Local Time
1		28.781	28.498	31.545	2'10.287	181,8	14:23'55.572
2	38.490	27.775	27.486	30.665	2'04.416	183,7	14:25'59.988
3	38.217	27.177	27.643	30.182	2'03.219	173,9	14:28'03.207
4	38.756	27.083	27.546	30.195	2'03.580	172,2	14:30'06.787
5	38.514	27.060	27.550	30.097	2'03.221	170,6	14:32'10.008
6	38.931	26.949	27.444	30.406	2'03.730	169,8	14:34'13.738
7	38.510	27.788	27.605	30.279	2'04.182	169,0	14:36'17.920
8	39.198	27.282	27.545	30.972	2'04.997	167,2	14:38'22.917

01/10/2017

P = Pits In/Out - C = Lap-Time Cancelled

These data/results cannot be reproduced, stored and/or transmitted in whole or in part by any manner of electronic, mechanical, photocopying, recording, broadcasting or otherwise now known or herein after developed without the previous express consent by the copyright owner, except for reproduction in daily press and regular printed publications on sale to the public within 60 days of the event related to those data/results and always provided that copyright symbol appears together as follows below.

© DORNA WSBK ORGANIZATION Srl 2017



Magny-Cours 4.411 m

French Round, 29-30 September - 1 October 2017

World Supersport 300 - Chronological Analysis Race

Start at 14:21'45.285

4 / 4

49 M. CARUSI (1'58.856)							
Lap	Seg.1	Seg.2	Seg.3	Seg.4	Lap Time	km/h	Local Time
1		28.741	28.424	30.611	2'09.749	182,1	14:23'55.034
2	38.105	26.489	27.285	29.824	2'01.703	181,8	14:25'56.737
3	37.923	26.638	27.193	30.396	2'02.150	184,9	14:27'58.887
4	37.498	26.188	26.912	29.482	2'00.080	182,4	14:29'58.967
5	37.568	26.081	26.993	29.492	2'00.134	179,7	14:31'59.101
6	37.438	26.131	26.810	29.206	1'59.585	179,1	14:33'58.686
7	36.990	25.868	26.463	29.535	1'58.856	181,5	14:35'57.542
8	36.994	26.276	26.946	29.580	1'59.796	181,5	14:37'57.338
9	37.942	26.249	26.652	29.888	2'00.731	179,4	14:39'58.069
10	36.671	26.644	26.703	29.949	1'59.967	185,9	14:41'58.036
11	37.112	26.632	26.924	29.537	2'00.205	185,9	14:43'58.241
12	36.962	1'01.405	38.492	37.573	2'54.432	181,8	14:46'52.673

130 R. FERREIRA (2'03.155)							
Lap	Seg.1	Seg.2	Seg.3	Seg.4	Lap Time	km/h	Local Time
1		29.001	28.613	32.014	2'12.065	180,9	14:23'57.350
2	39.540	27.792	28.124	30.731	2'06.187	171,2	14:26'03.537
3	39.013	27.286	27.681	30.526	2'04.506	170,3	14:28'08.043
4	38.973	27.045	27.652	30.191	2'03.861	169,3	14:30'11.904
5	39.072	26.726	27.553	30.066	2'03.417	168,2	14:32'15.321
6	38.957	26.779	27.459	29.960	2'03.155	169,0	14:34'18.476
7	38.964	26.668	27.907	30.041	2'03.580	168,0	14:36'22.056
8	38.902	26.979	27.630	29.952	2'03.463	168,0	14:38'25.519
9	38.861	26.915	27.765	29.925	2'03.466	167,7	14:40'28.985
10	39.005	26.654	27.574	30.047	2'03.280	169,5	14:42'32.265
11	38.980	26.783	27.537	29.997	2'03.297	169,5	14:44'35.562
12	38.986	26.771	27.872	29.866	2'03.495	168,0	14:46'39.057

80 A. PONTONE (1'58.616)							
Lap	Seg.1	Seg.2	Seg.3	Seg.4	Lap Time	km/h	Local Time
1		29.127	28.496	31.438	2'09.080	187,2	14:23'54.365
2	38.118	27.000	27.103	29.991	2'02.212	185,2	14:25'56.577
3	37.372	26.736	26.791	29.582	2'00.481	182,1	14:27'57.058
4	37.556	26.451	26.602	29.410	2'00.019	179,7	14:29'57.077
5	37.540	26.488	26.550	29.306	1'59.884	175,6	14:31'56.961
6	37.128	26.317	26.554	29.509	1'59.508	177,0	14:33'56.469
7	36.610	26.395	26.332	29.279	1'58.616	186,9	14:35'55.085
8	36.934	26.632	26.939	29.390	1'59.895	181,5	14:37'54.980
9	38.021	26.439	26.576	29.255	2'00.291	175,9	14:39'55.271
10	37.991	26.101	26.877	30.041	2'01.010	177,3	14:41'56.281
11	37.874	1'14.823	27.526	30.073	2'50.296	170,6	14:44'46.577
12	38.719	26.649	27.285	30.002	2'02.655	169,3	14:46'49.232

28 P. GIACOMINI (1'59.485)							
Lap	Seg.1	Seg.2	Seg.3	Seg.4	Lap Time	km/h	Local Time
1		28.952	28.979	30.456	2'07.780	181,5	14:23'53.065
2	38.435	26.967	26.998	29.889	2'02.289	176,8	14:25'55.354
3	37.182	26.624	26.851	29.429	2'00.086	186,2	14:27'55.440
4	37.462	26.482	27.278	29.574	2'00.796	180,3	14:29'56.236
5	37.254	26.484	26.951	29.343	2'00.032	181,2	14:31'56.268
6	37.280	26.078	26.879	29.504	1'59.741	178,8	14:33'56.009
7	36.956	26.706	26.891	29.539	2'00.092	187,2	14:35'56.101
8	37.245	26.482	27.059	30.003	2'00.789	180,3	14:37'56.890
9	39.740	26.554	26.811	29.387	2'02.492	173,4	14:39'59.382
10	37.773	26.157	26.771	29.595	2'00.296	175,3	14:41'59.678
11	37.376	25.927	26.679	29.503	1'59.485	177,0	14:43'59.163
12	36.955	1'14.320	28.650	30.882	2'50.807	184,6	14:46'49.970

62 J. SCHULTZ (2'03.883)							
Lap	Seg.1	Seg.2	Seg.3	Seg.4	Lap Time	km/h	Local Time
1		28.637	29.425	32.567	2'12.346	181,5	14:23'57.631
2	39.254	27.881	28.238	30.926	2'06.299	173,1	14:26'03.930
3	39.100	27.405	28.130	30.677	2'05.312	173,4	14:28'09.242
4	39.163	27.401	28.079	30.488	2'05.131	170,3	14:30'14.373
5	39.311	27.152	28.122	30.525	2'05.110	167,4	14:32'19.483
6	39.334	27.097	27.999	30.280	2'04.710	168,0	14:34'24.193
7	38.973	26.879	28.013	30.573	2'04.438	166,4	14:36'28.631
8	39.328	27.075	27.872	30.194	2'04.469	165,1	14:38'33.100
9	38.996	26.875	27.799	30.213	2'03.883	165,6	14:40'36.983
10	39.952	26.994	27.964	30.423	2'05.333	165,6	14:42'42.316
11	39.324	27.662	27.741	30.252	2'04.979	165,9	14:44'47.295
12	38.621	27.133	27.783	30.635	2'04.172	170,3	14:46'51.467

58 T. FINOCCHIARO (2'06.577)							
Lap	Seg.1	Seg.2	Seg.3	Seg.4	Lap Time	km/h	Local Time
1		30.563	29.444	31.867	2'14.320	169,5	14:23'59.605
2	40.241	28.830	29.033	33.029	2'11.133	169,3	14:26'10.738
3	40.371	28.640	28.741	31.513	2'09.265	166,9	14:28'20.003
4	40.017	28.472	28.680	31.455	2'08.624	166,9	14:30'28.627
5	40.311	27.984	28.410	30.841	2'07.546	165,9	14:32'36.173
6	39.826	28.008	28.446	30.967	2'07.247	166,4	14:34'43.420
7	39.751	28.191	28.241	30.895	2'07.078	165,6	14:36'50.498
8	39.628	28.058	28.131	30.760	2'06.577	164,9	14:38'57.075
9	39.650	28.048	28.284	31.098	2'07.080	164,6	14:41'04.155
10	40.003	28.046	28.289	30.932	2'07.270	164,6	14:43'11.425
11	39.979	27.837	28.467	31.303	2'07.586	164,4	14:45'19.011
12	40.091	28.105	28.652	31.458	2'08.306	164,6	14:47'27.317

79 C. TAYLOR (1'58.799)							
Lap	Seg.1	Seg.2	Seg.3	Seg.4	Lap Time	km/h	Local Time
1		28.689	28.384	31.368	2'08.166	184,3	14:23'53.451
2	37.931	26.608	26.909	30.016	2'01.464	182,4	14:25'54.915
3	37.476	26.297	26.815	29.559	2'00.147	184,9	14:27'55.062
4	37.628	26.357	27.086	29.598	2'00.669	179,1	14:29'55.731
5	37.644	26.778	26.589	29.221	2'00.232	179,4	14:31'55.963
6	36.958	26.364	26.444	29.912	1'59.678	184,0	14:33'55.641
7	36.822	26.082	26.449	29.446	1'58.799	183,4	14:35'54.440
8	37.476	26.194	27.277	29.442	2'00.389	175,3	14:37'54.829
9	38.052	26.408	26.606	29.621	2'00.687	173,6	14:39'55.516
10	37.594	26.168	26.914	30.211	2'00.887	175,6	14:41'56.403
11	37.497	26.101	26.427	29.435	1'59.460	175,6	14:43'55.863

19 E. ROVELLI (2'05.249)							
Lap	Seg.1	Seg.2	Seg.3	Seg.4	Lap Time	km/h	Local Time
1		29.127	29.014	31.915	2'09.168	184,9	14:23'54.453
2	39.657	27.530	27.461	30.601	2'05.249	182,7	14:25'59.702

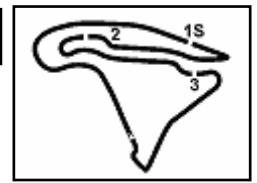
17 G. NODERER (2'14.738)							
Lap	Seg.1	Seg.2	Seg.3	Seg.4	Lap Time	km/h	Local Time
1		28.271	28.483	30.257	2'06.010	186,2	14:23'51.295
2	37.866	26.737	27.045	43.090	2'14.738	178,2	14:26'06.033

32 A. MUEL ()							
Lap	Seg.1	Seg.2	Seg.3	Seg.4	Lap Time	km/h	Local Time
1		29.319			2'41.378	181,2	14:24'26.663

01/10/2017 P = Pits In/Out - C = Lap-Time Cancelled

These data/results cannot be reproduced, stored and/or transmitted in whole or in part by any manner of electronic, mechanical, photocopying, recording, broadcasting or otherwise now known or herein after developed without the previous express consent by the copyright owner, except for reproduction in daily press and regular printed publications on sale to the public within 60 days of the event related to those data/results and always provided that copyright symbol appears together as follows below.

© DORNA WSBK ORGANIZATION Srl 2017



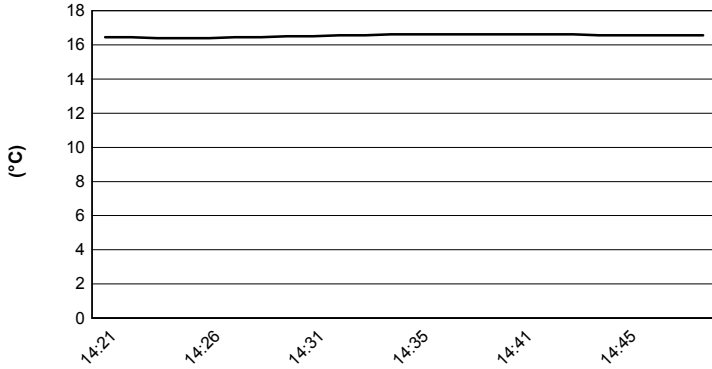
Magny-Cours 4.411 m

French Round, 29-30 September - 1 October 2017

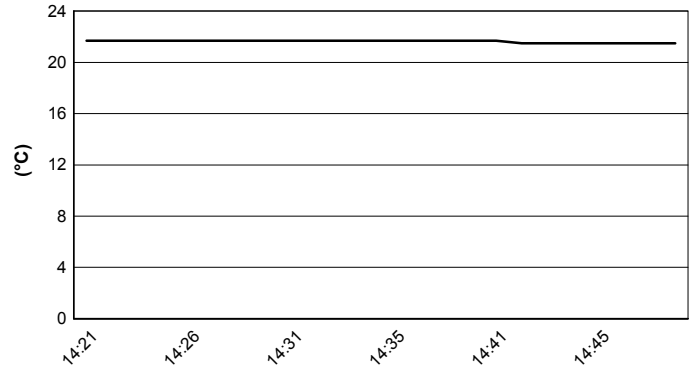
World Supersport 300 - Weather Report Race

Session started 14:22 - Session ended 14:49

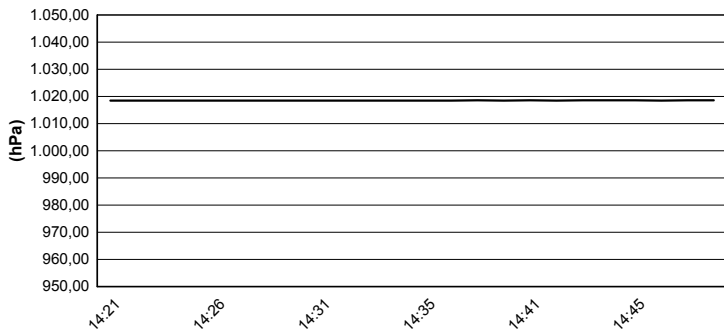
Air Temperature



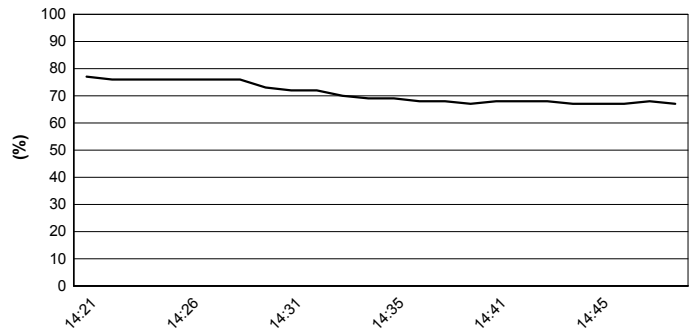
Track Temperature



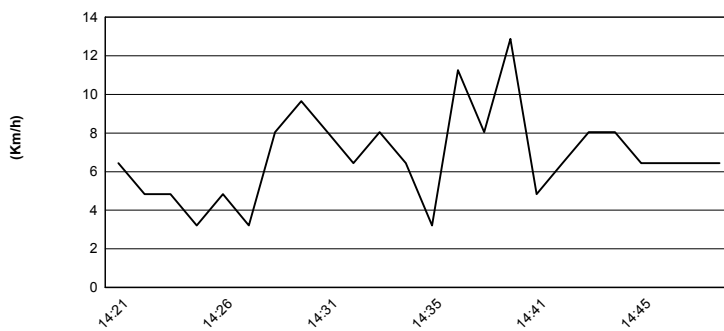
Air Pressure



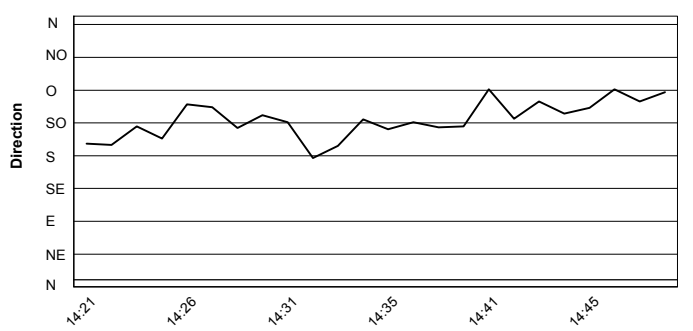
Humidity



Wind Speed



Wind Direction



01/10/2017

These data/results cannot be reproduced, stored and/or transmitted in whole or in part by any manner of electronic, mechanical, photocopying, recording, broadcasting or otherwise now known or herein after developed without the previous express consent by the copyright owner, except for reproduction in daily press and regular printed publications on sale to the public within 60 days of the event related to those data/results and always provided that copyright symbol appears together as follows below.

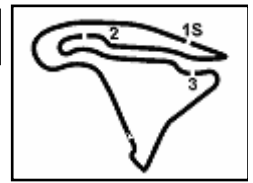
© DORNA WSBK ORGANIZATION Srl 2017



Official Tyre Supplier



Official Timekeeper



Magny-Cours 4.411 m

1 / 2

French Round, 29-30 September - 1 October 2017

World Supersport 300 - Championship Standings

Points	Points From First	Points From Previous	Rounds														
			April 2 ARAGÓN	April 30 ASSEN	May 14 IMOLA	May 28 DONINGTON PARK	June 18 MISANO	August 20 LAUSITZRING	September 17 PORTIMÃO	October 1 MAGNY COURS	October 22 JEREZ						
1 GARCIA Marc (ESP)	126		0	10	25	20	10	20	16	25							
2 COPPOLA Alfonso (ITA)	122	4	5	16	20	0	16	25	20	20							
3 PEREZ Mika (ESP)	96	30	26	16	0	6	25	25	0	11	13						
4 DEROUÉ Scott (NED)	91	35	5	25	5	16	4	0	9	7							
5 SÁNCHEZ Borja (ESP)	78	48	13	13	13	0	9	11	10	9							
6 VALLE Daniel (ESP)	74	52	4	20	0	3	8	6	13	13	11						
7 SCHOTMAN Robert (NED)	68	58	6	0	0	7	11	11	16	7	16						
8 LOUREIRO Dorren (RSA)	58	68	10	8	11	10	4	13	7	2	3						
9 CARRASCO Ana (ESP)	57	69	1	6	9	4	7	2	4	25	0						
10 PONTONE Armando (ITA)	41	85	16	1	1	0	13	20	6	0	0						
11 KALININ Mykyta (UKR)	40	86	1	0	0	16	0	8	10	4	2						
12 GRASSIA Paolo (ITA)	39	87	1	10	0	8	5	0	0	6	10						
13 MURLEY Alex (GBR)	26	100	13	3	6	1	6	5	0	1	4						
14 DE GRUTTOLA Giuseppe (ITA)	25	101	1	9	3	11	2	0	0	0	0						
15 VAN STRAALLEN Glenn (NED)	20	106	5	0	20	0	0	0	0	0	0						
16 FACCO Jacopo (ITA)	20	106	0	0	4	0	0	0	0	8	8						
17 LICCIARDI Angelo (BEL)	19	107	1	11	0	0	0	7	1	0	0						
18 GIACOMINI Paolo (ITA)	17	109	2	7	0	0	10	0	0	0	0						
19 RUSMIPUTRO Ali Adriansyah (INA)	16	110	1	0	0	2	9	0	5	0	0						
20 CABUK Harun (TUR)	15	111	1	2	8	0	0	0	0	5	0						
21 DE LA VEGA Enzo (FRA)	10	116	5	0	0	0	0	1	0	3	6						
22 GEORGI Tim (GER)	9	117	1	0	0	0	0	0	9	0	0						
23 BERNARDI Luca (RSM)	9	117	0	0	0	9	0	0	0	0	0						
24 CARBONERA Michael (ITA)	9	117	0	0	0	0	1	3	0	0	5						

01/10/2017

First Line: Championship Standings - Second Line: Ranking Progression

These data/results cannot be reproduced, stored and/or transmitted in whole or in part by any manner of electronic, mechanical, photocopying, recording, broadcasting or otherwise now known or herein after developed without the previous express consent by the copyright owner, except for reproduction in daily press and regular printed publications on sale to the public within 60 days of the event related to those data/results and always provided that copyright symbol appears together as follows below.

© DORNA WSBK ORGANIZATION Srl 2017

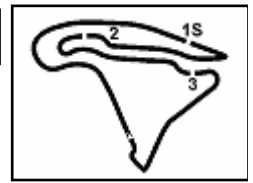
FICR PERUGIA TIMING



Official Tyre Supplier



Official Timekeeper



Magny-Cours 4.411 m

2 / 2

French Round, 29-30 September - 1 October 2017

World Supersport 300 - Championship Standings

	Points	Points From First	Points From Previous	April 2	April 30	May 14	May 28	June 18	August 20	September 17	October 1	October 22						
				ARAGÓN	ASSEN	IMOLA	DONINGTON PARK	MISANO	LAUSITZRING	PORTIMÃO	MAGNY COURS	JEREZ						
25 KAPPLER Maximilian (GER)	8	118	1	0	0	0	0	0	8	0	0							
26 DOORAKKERS Ruben (NED)	7	119	1	0	7	0	0	0	0	0	0							
27 PATOVA Kimi (FIN)	5	121	2	0	5	0	0	0	0	0	0							
28 BASTIANELLI Manuel (ITA)	4	122	1	4	0	0	0	0	0	0	0							
29 NODERER Gabriel (GER)	4	122	0	0	2	0	0	0	2	0	0							
30 TRIGLIA Alex (ITA)	3	123	1	0	0	0	0	0	3	0	0							
31 ROVELLI Filippo (ITA)	3	123	0	0	0	0	3	0	0	0	0							
32 GRIMOUX Valentin (FRA)	1	125	2	0	0	0	0	0	0	0	1							

01/10/2017

First Line: Championship Standings - Second Line: Ranking Progression

These data/results cannot be reproduced, stored and/or transmitted in whole or in part by any manner of electronic, mechanical, photocopying, recording, broadcasting or otherwise now known or herein after developed without the previous express consent by the copyright owner, except for reproduction in daily press and regular printed publications on sale to the public within 60 days of the event related to those data/results and always provided that copyright symbol appears together as follows below.

© DORNA WSBK ORGANIZATION Srl 2017

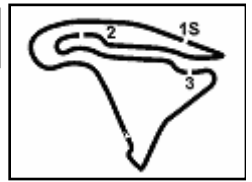
FICR PERUGIA TIMING



Official Tyre Supplier



Official Timekeeper



Magny-Cours 4.411 m

French Round, 29-30 September - 1 October 2017

World Supersport 300 - Manufacturers Standings

	Points	Points From First	Points From Previous	April 2 ARAGÓN	April 30 ASSEN	May 14 IMOLA	May 28 DONINGTON PARK	June 18 MISANO	August 20 LAUSITZRING	September 17 PORTIMÃO	October 1 MAGNY COURS	October 22 JEREZ						
1 YAMAHA	171			20 2	16 2	25 1	20 1	20 1	25 1	20 1	25 1							
2 HONDA	119	52		16 3	20 2	6 3	25 3	25 2	3 2	11 3	13 2							
3 KAWASAKI	114	57	5	25 1	25 1	8 2	16 2	4 3	4 3	25 2	7 3							

01/10/2017

First Line: Championship Standings - Second Line: Ranking Progression

These data/results cannot be reproduced, stored and/or transmitted in whole or in part by any manner of electronic, mechanical, photocopying, recording, broadcasting or otherwise now known or herein after developed without the previous express consent by the copyright owner, except for reproduction in daily press and regular printed publications on sale to the public within 60 days of the event related to those data/results and always provided that copyright symbol appears together as follows below.

© DORNA WSBK ORGANIZATION Srl 2017

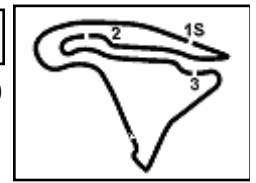
FICR PERUGIA TIMING



Official Tyre Supplier



Official Timekeeper



Magny-Cours 4.411 m

French Round, 29-30 September - 1 October 2017

World Supersport 300 - Pirelli Best Lap Award

Points	Points From First	Points From Previous	April 2	April 30	May 14	May 28	June 18	August 20	September 17	October 1	October 22					
			ARAGÓN	ASSEN	IMOLA	DONINGTON PARK	MISANO	LAUSITZRING	PORTIMÃO	MAGNY COURS	JEREZ					
Fastest Laps																
1 PEREZ Mika (ESP)	3		1			1			1							
2 GARCIA Marc (ESP)	1 2							1								
3 COPPOLA Alfonso (ITA)	1 2 0			1												
4 VALLE Daniel (ESP)	1 2 0									1						
5 LOUREIRO Dorren (RSA)	1 2 0				1											
6 PONTONE Armando (ITA)	1 2 0						1									

01/10/2017

These data/results cannot be reproduced, stored and/or transmitted in whole or in part by any manner of electronic, mechanical, photocopying, recording, broadcasting or otherwise now known or herein after developed without the previous express consent by the copyright owner, except for reproduction in daily press and regular printed publications on sale to the public within 60 days of the event related to those data/results and always provided that copyright symbol appears together as follows below.

© DORNA WSBK ORGANIZATION Srl 2017

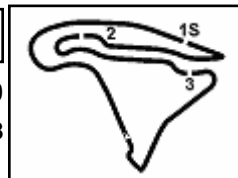
FIKR PERUGIA TIMING



Official Tyre Supplier



Official Timekeeper



Magny-Cours 4.411 m

French Round, 29-30 September - 1 October 2017

World Supersport 300 - Best Laps & Speeds

1 / 2

No.	Rider		Best Lap		FP1		FP2		QP1		QP2		RC	
	Nat	Bike	laps	speed	laps	speed	laps	speed	laps	speed	laps	speed	laps	speed
1	33	D. VALLE	40	185,8	15	185,2	13	183,9					12	185,8
		ESP Yamaha YZF-R3												
2	41	M. GARCIA	41	186,5	15	186,5	14	180,0					12	179,1
		ESP Yamaha YZF-R3												
3	88	M. PEREZ	41	184,6	13	183,9	11	183,6			2'17.843		12	184,6
		ESP Honda CBR500R												
4	15	A. COPPOLA	43	186,5	13	186,5	13	186,2			2'23.756		12	185,2
		ITA Yamaha YZF-R3												
5	6	R. SCHOTMAN	47	186,2	14	183,0	15	186,2			2'18.452		12	181,8
		NED Yamaha YZF-R3												
6	25	B. SÁNCHEZ	44	188,1	15	185,5	13	184,9			2'20.269		12	188,1
		ESP Yamaha YZF-R3												
7	99	P. GRASSIA	38	190,4	11	188,8	9	183,0			2'17.161		12	190,4
		ITA Honda CBR500R												
8	13	J. FACCO	42	188,8	12	188,8	13	187,1			2'22.526		12	188,8
		ITA Yamaha YZF-R3												
9	75	S. DEROUE	39	191,8	12	191,8	9	184,9			2'20.691		12	185,2
		NED Kawasaki Ninja 300												
10	14	E. DE LA VEGA	42	185,8	13	185,8	13	182,7			2'19.520		12	184,6
		FRA Yamaha YZF-R3												
11	80	A. PONTONE	42	187,1	14	186,2	14	182,4	2	168,4			12	187,1
		ITA Yamaha YZF-R3												
12	84	M. CARBONERA	43	188,4	12	188,4	13	182,4	6	173,3			12	186,5
		ITA Yamaha YZF-R3												
13	18	A. MURLEY	40	185,8	12	183,6	12	185,8	4	174,1			12	183,3
		GBR Yamaha YZF-R3												
14	79	C. TAYLOR	42	185,5	13	185,5	13	184,3	5	172,5			11	184,9
		GBR Kawasaki Ninja 300												
15	49	M. CARUSI	39	185,8	13	184,3	12	184,9	2	169,8			12	185,8
		ITA Kawasaki Ninja 300												
16	20	D. LOUREIRO	43	186,8	14	181,5	12	183,9	5	175,0			12	186,8
		RSA Yamaha YZF-R3												
17	22	M. KALININ	44	189,8	13	177,9	13	183,0	6	175,0			12	189,8
		UKR Yamaha YZF-R3												
18	66	T. TAYLOR	41	183,6	13	183,6	11	183,0	5	173,6			12	183,3
		GBR Kawasaki Ninja 300												
19	27	F. ROVELLI	38	187,5	13	181,2	13	180,0					12	187,5
		ITA Yamaha YZF-R3												
20	54	H. CABUK	38	189,4	13	182,7	8	187,1	5	170,6			12	189,4
		TUR Kawasaki Ninja 300												

01/10/2017

These data/results cannot be reproduced, stored and/or transmitted in whole or in part by any manner of electronic, mechanical, photocopying, recording, broadcasting or otherwise now known or herein after developed without the previous express consent by the copyright owner, except for reproduction in daily press and regular printed publications on sale to the public within 60 days of the event related to those data/results and always provided that copyright symbol appears together as follows below.

© DORNA WSBK ORGANIZATION Srl 2017

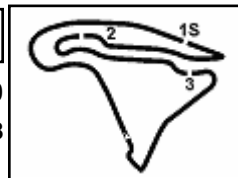
FICR PERUGIA TIMING



Official Tyre Supplier



Official Timekeeper



Magny-Cours 4.411 m

French Round, 29-30 September - 1 October 2017

World Supersport 300 - Best Laps & Speeds

2 / 2

No.	Rider		Best Lap		FP1		FP2		QP1		QP2		RC	
	Nat	Bike	laps	speed	laps	speed	laps	speed	laps	speed	laps	speed	laps	speed
21	23 M. BASTIANELLI		1'59.269		1'59.780		2'00.056		2'22.736		2'20.895		1'59.269	
	ITA	Kawasaki Ninja 300	45	189,1	13	184,3	12	186,2	5	174,7	3	171,7	12	189,1
22	28 P. GIACOMINI		1'59.485		2'00.939		2'00.133		2'25.116				1'59.485	
	ITA	Yamaha YZF-R3	44	187,1	14	186,2	13	182,4	5	171,7			12	187,1
23	2 A. CARRASCO		1'59.755		2'00.434		1'59.803		2'28.890				1'59.755	
	ESP	Kawasaki Ninja 300	44	185,2	15	185,2	12	184,3	5	175,9			12	183,6
24	53 V. GRIMOUX		1'59.876		2'00.579		2'01.404						1'59.876	
	FRA	Yamaha YZF-R3	37	184,9	13	179,7	12	182,1					12	184,9
25	12 A. RUSMIPUTRO		1'59.908		2'00.505		2'00.060						1'59.908	
	INA	Yamaha YZF-R3	36	187,1	13	182,7	11	184,3					12	187,1
26	87 A. LICCIARDI		2'00.223		2'00.633		2'00.223		2'26.166				2'01.090	
	BEL	Yamaha YZF-R3	45	187,1	14	182,1	13	185,2	6	176,1			12	187,1
27	35 A. TRIGLIA		2'00.266		2'02.579		2'00.781		2'23.322				2'00.266	
	ITA	Honda CBR500R	41	183,0	11	180,9	13	183,0	5	173,3			12	182,7
28	57 D. DA-RÉ		2'00.333		2'03.015		2'01.856		2'24.461				2'00.333	
	FRA	Yamaha YZF-R3	41	182,7	12	182,7	12	180,6	5	173,9			12	177,9
29	130 R. FERREIRA		2'00.943		2'02.675		2'00.943						2'03.155	
	BRA	Yamaha YZF-R3	40	182,4	14	182,1	14	182,4					12	180,9
30	32 A. MUEL		2'00.951		2'02.605		2'00.951		2'21.674		2'16.866			
	FRA	Yamaha YZF-R3	36	183,0	11	183,0	13	180,6	6	176,7	6	175,9		
31	7 N. SETTIMO		2'00.996		2'02.816		2'01.825		2'27.930				2'00.996	
	ITA	Yamaha YZF-R3	44	183,0	14	183,0	13	180,9	5	171,9			12	179,7
32	17 G. NODERER		2'01.117		2'01.180		2'01.117		2'23.730				2'14.738	
	GER	Honda CBR500R	35	186,2	14	184,3	14	180,9	5	171,7			2	186,2
33	121 K. PATOVA		2'01.587		2'01.989		2'01.587		2'23.911					
	FIN	Yamaha YZF-R3	33	183,3	14	183,3	14	180,9	5	178,2				
34	58 T. FINOCCHIARO		2'02.159		2'03.401		2'02.159		2'27.936				2'06.577	
	GBR	Yamaha YZF-R3	43	180,9	13	177,9	13	180,9	5	169,8			12	169,5
35	9 R. DOORAKKERS		2'02.971		2'02.971		2'03.512		2'28.857				2'03.158	
	NED	Yamaha YZF-R3	34	183,6	9	182,1	8	181,2	5	174,7			12	183,6
36	19 E. ROVELLI		2'03.105		2'03.922		2'03.105		2'23.030				2'05.249	
	ITA	Yamaha YZF-R3	33	184,9	13	180,0	13	183,0	5	175,0			2	184,9
37	62 J. SCHULTZ		2'03.883		2'06.258		2'04.348		2'42.282				2'03.883	
	RSA	Kawasaki Ninja 300	40	181,5	12	176,4	13	178,2	3	160,9			12	181,5

01/10/2017

These data/results cannot be reproduced, stored and/or transmitted in whole or in part by any manner of electronic, mechanical, photocopying, recording, broadcasting or otherwise now known or herein after developed without the previous express consent by the copyright owner, except for reproduction in daily press and regular printed publications on sale to the public within 60 days of the event related to those data/results and always provided that copyright symbol appears together as follows below.

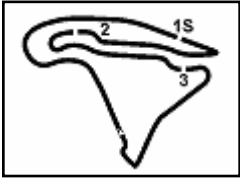
© DORNA WSBK ORGANIZATION Srl 2017

FICR PERUGIA TIMING


Official Tyre Supplier



Official Timekeeper



Magny-Cours 4.411 m

French Round, 29-30 September - 1 October 2017
World Supersport 300 - Race Winners

	2017
01 Motorland Aragon	Deroue S. (Ned) Kaw
02 TT Circuit Assen	Deroue S. (Ned) Kaw
03 Autodromo Imola	Garcia M. (Esp) Yam
04 Donington Park	Perez M. (Esp) Hon
05 Misano World Circuit	Perez M. (Esp) Hon
06 Lausitzring	Coppola A. (Ita) Yam
07 Portimão	Carrasco A. (Esp) Kaw
08 Magny-Cours	Garcia M. (Esp) Yam

2017

- 2 S. Deroue
- 2 M. Garcia
- 2 M. Perez
- 1 A. Carrasco
- 1 A. Coppola

ALL TIMES

- 2 M. Perez
- 2 S. Deroue
- 2 M. Garcia
- 1 A. Carrasco
- 1 A. Coppola

02/04/2017

These data/results cannot be reproduced, stored and/or transmitted in whole or in part by any manner of electronic, mechanical, photocopying, recording, broadcasting or otherwise now known or herein after developed without the previous express consent by the copyright owner, except for reproduction in daily press and regular printed publications on sale to the public within 60 days of the event related to those data/results and always provided that copyright symbol appears together as follows below.

© DORNA WSBK ORGANIZATION Srl 2017

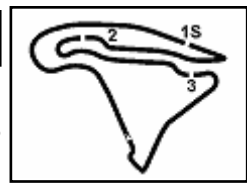
FKR PERUGIA TIMING



Official Tyre Supplier



Official Timekeeper



Magny-Cours 4.411 m

French Round, 29-30 September - 1 October 2017

World Supersport 300 - Team Standings

1 / 2

	April 2 ARAGÓN	April 30 ASSEN	May 14 IMOLA	May 28 DONINGTON PARK	June 18 MISANO	August 20 LAUSITZRING	September 17 PORTIMÃO	October 1 MAGNY COURS	October 22 JEREZ									
1 Halcourier Racing	239																	
GARCIA Marc	126		10	25	20	10	20	16	25									
VALLE Daniel	65	20			8		13	13	11									
SÁNCHEZ Borja	48	13	13	13		9												
2 SK Racing	167																	
COPPOLA Alfonso	122	5	16	20		16	25	20	20									
DE GRUTTOLA Giuseppe	25	9	3	11	2													
FACCO Jacopo	16							8	8									
CARBONERA Michael	4				1	3												
3 WILSport Racedays	96																	
PEREZ Mika	96	16		6	25	25		11	13									
4 MTM HS Kawasaki	91																	
DEROUE Scott	91	25	25	5	16	4		9	7									
5 GRT Yamaha WorldSSP300 Team	78																	
SCHOTMAN Robert	68			7	11	11	16	7	16									
DE LA VEGA Enzo	10					1		3	6									
6 DS Junior Team	58																	
LOUREIRO Dorren	58	8	11	10	4	13	7	2	3									
7 ETG Racing	57																	
CARRASCO Ana	57	6	9	4	7	2	4	25										
8 IODARacing	41																	
PONTONE Armando	41	1	1		13	20	6											
9 Team MOTOXRACING	40																	
KALININ Mykyta	40			16		8	10	4	2									
10 3570 Made in CIV	27																	
GRASSIA Paolo	23	10		8	5													
BASTIANELLI Manuel	4	4																
11 Team Toth	27																	
MURLEY Alex	26	3	6	1	6	5		1	4									
GRIMOUX Valentin	1								1									
12 Vos - TKR Racing	20																	
VAN STRAALLEN Glenn	20		20															
13 Team Trasimeno	19																	
LICCIARDI Angelo	19	11				7	1											
14 Freudenberg Racing-Team	17																	
GEORGI Tim	9						9											
KAPPLER Maximilian	8						8											
15 Terra e Moto	17																	
GIACOMINI Paolo	17	7			10													
16 3ENNE#Racing - Chiodo Moto	16																	
GRASSIA Paolo	16							6	10									
17 Pertamina Almeria Racing Team	16																	
RUSMIPUTRO Ali Adriansyah	16			2	9		5											
18 Kawasaki Puccetti Racing	15																	
CABUK Harun	15	2	8						5									
19 MotorZenit	9																	
BERNARDI Luca	9			9														
20 Scuderia Maranga Racing	7																	
NODERER Gabriel	4		2				2											
TRIGLIA Alex	3						3											
21 MVR Racing	7																	
DOORAKKERS Ruben	7		7															

01/10/2017

These data/results cannot be reproduced, stored and/or transmitted in whole or in part by any manner of electronic, mechanical, photocopying, recording, broadcasting or otherwise now known or herein after developed without the previous express consent by the copyright owner, except for reproduction in daily press and regular printed publications on sale to the public within 60 days of the event related to those data/results and always provided that copyright symbol appears together as follows below.

© DORNA WSBK ORGANIZATION Srl 2017

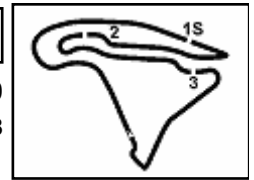
FIGR PERUGIA TIMING



Official Tyre Supplier



Official Timekeeper



Magny-Cours 4.411 m

French Round, 29-30 September - 1 October 2017

World Supersport 300 - Team Standings

2 / 2

	April 2 ARAGÓN	April 30 ASSEN	May 14 IMOLA	May 28 DONINGTON PARK	June 18 MISANO	August 20 LAUSITZRING	September 17 PORTIMÃO	October 1 MAGNY COURS	October 22 JEREZ								
22 Kallio Racing				5													
PATOVA Kimi	5	5															
23 Bierreti By 2R				4													
FACCO Jacopo	4	4															
24 ParkinGO DS Junior Team				3													
ROVELLI Filippo	3			3													

01/10/2017

These data/results cannot be reproduced, stored and/or transmitted in whole or in part by any manner of electronic, mechanical, photocopying, recording, broadcasting or otherwise now known or herein after developed without the previous express consent by the copyright owner, except for reproduction in daily press and regular printed publications on sale to the public within 60 days of the event related to those data/results and always provided that copyright symbol appears together as follows below.

© DORNA WSBK ORGANIZATION Srl 2017

FIGR PERUGIA TIMING



Official Tyre Supplier



Official Timekeeper