

Magny-Cours 4.411 m

## French Round, 29-30 September - 1 October 2017

### World Supersport 300 - Free Practices Combined Results

No.	Rider	Nat	Team	Bike	FP1	FP2	Time	Gap	Rel.	Avg	Laps
1	<b>41 M. GARCIA</b>	ESP	Halcourier Racing	Yamaha YZF-R3	1'57.286	<b>1'57.079</b>	<b>1'57.079</b>			135,631	29
2	<b>15 A. COPPOLA</b>	ITA	SK Racing	Yamaha YZF-R3	<b>1'57.413</b>	1'57.796	<b>1'57.413</b>	0.334	0.334	135,246	26
3	<b>33 D. VALLE</b>	ESP	Halcourier Racing	Yamaha YZF-R3	1'58.523	<b>1'57.516</b>	<b>1'57.516</b>	0.437	0.103	135,127	28
4	<b>88 M. PEREZ</b>	ESP	WILSport Racedays	Honda CBR500R	1'58.589	<b>1'57.936</b>	<b>1'57.936</b>	0.857	0.420	134,646	24
5	<b>6 R. SCHOTMAN</b>	NED	GRT Yamaha WorldSSP300 Team	Yamaha YZF-R3	1'58.247	<b>1'57.965</b>	<b>1'57.965</b>	0.886	0.029	134,613	29
6	<b>75 S. DEROUÉ</b>	NED	MTM HS Kawasaki	Kawasaki Ninja 300	<b>1'58.000</b>	1'59.316	<b>1'58.000</b>	0.921	0.035	134,573	21
7	<b>99 P. GRASSIA</b>	ITA	3ENNE#Racing - Chiodo Moto	Honda CBR500R	<b>1'58.081</b>	1'59.081	<b>1'58.081</b>	1.002	0.081	134,481	20
8	<b>13 J. FACCO</b>	ITA	SK Racing	Yamaha YZF-R3	1'59.127	<b>1'58.263</b>	<b>1'58.263</b>	1.184	0.182	134,274	25
9	<b>25 B. SÁNCHEZ</b>	ESP	Halcourier Racing	Yamaha YZF-R3	<b>1'58.421</b>	1'58.797	<b>1'58.421</b>	1.342	0.158	134,094	28
10	<b>14 E. DE LA VEGA</b>	FRA	GRT Yamaha WorldSSP300 Team	Yamaha YZF-R3	<b>1'58.473</b>	1'59.342	<b>1'58.473</b>	1.394	0.052	134,036	26
11	<b>84 M. CARBONERA</b>	ITA	SK Racing	Yamaha YZF-R3	<b>1'58.621</b>	2'00.084	<b>1'58.621</b>	1.542	0.148	133,868	25
12	<b>80 A. PONTONE</b>	ITA	IODARacing	Yamaha YZF-R3	1'58.867	<b>1'58.675</b>	<b>1'58.675</b>	1.596	0.054	133,807	28
13	<b>18 A. MURLEY</b>	GBR	Team Toth	Yamaha YZF-R3	<b>1'58.733</b>	1'58.988	<b>1'58.733</b>	1.654	0.058	133,742	24
14	<b>20 D. LOUREIRO</b>	RSA	DS Junior Team	Yamaha YZF-R3	1'59.105	<b>1'58.893</b>	<b>1'58.893</b>	1.814	0.160	133,562	26
15	<b>27 F. ROVELLI</b>	ITA	ParkinGO DS Junior Team	Yamaha YZF-R3	1'59.747	<b>1'59.137</b>	<b>1'59.137</b>	2.058	0.244	133,289	26
16	<b>79 C. TAYLOR</b>	GBR	MTM HS Kawasaki	Kawasaki Ninja 300	1'59.556	<b>1'59.178</b>	<b>1'59.178</b>	2.099	0.041	133,243	26
17	<b>54 H. CABUK</b>	TUR	Kawasaki Puccetti Racing	Kawasaki Ninja 300	<b>1'59.204</b>	2'00.271	<b>1'59.204</b>	2.125	0.026	133,214	21
18	<b>22 M. KALININ</b>	UKR	Team MOTOXRACING	Yamaha YZF-R3	2'01.407	<b>1'59.294</b>	<b>1'59.294</b>	2.215	0.090	133,113	26
19	<b>23 M. BASTIANELLI</b>	ITA	3570 Made in CIV	Kawasaki Ninja 300	<b>1'59.780</b>	2'00.056	<b>1'59.780</b>	2.701	0.486	132,573	25
20	<b>2 A. CARRASCO</b>	ESP	ETG Racing	Kawasaki Ninja 300	2'00.434	<b>1'59.803</b>	<b>1'59.803</b>	2.724	0.023	132,548	27
21	<b>49 M. CARUSI</b>	ITA	3570 Made in CIV	Kawasaki Ninja 300	2'01.409	<b>2'00.048</b>	<b>2'00.048</b>	2.969	0.245	132,277	25
22	<b>12 A. RUSMIPUTRO</b>	INA	Pertamina Almeria Racing Team	Yamaha YZF-R3	2'00.505	<b>2'00.060</b>	<b>2'00.060</b>	2.981	0.012	132,264	24
23	<b>28 P. GIACOMINI</b>	ITA	Terra e Moto	Yamaha YZF-R3	2'00.939	<b>2'00.133</b>	<b>2'00.133</b>	3.054	0.073	132,183	27
24	<b>87 A. LICCIARDI</b>	BEL	Team Trasimeno	Yamaha YZF-R3	2'00.633	<b>2'00.223</b>	<b>2'00.223</b>	3.144	0.090	132,085	27
25	<b>66 T. TAYLOR</b>	GBR	Hel Performance - Benjan Racing	Kawasaki Ninja 300	2'01.083	<b>2'00.524</b>	<b>2'00.524</b>	3.445	0.301	131,755	24
26	<b>53 V. GRIMOUX</b>	FRA	Team Toth	Yamaha YZF-R3	<b>2'00.579</b>	2'01.404	<b>2'00.579</b>	3.500	0.055	131,695	25
27	<b>35 A. TRIGLIA</b>	ITA	Scuderia Maranga Racing	Honda CBR500R	2'02.579	<b>2'00.781</b>	<b>2'00.781</b>	3.702	0.202	131,474	24
28	<b>130 R. FERREIRA</b>	BRA	Kallio Racing	Yamaha YZF-R3	2'02.675	<b>2'00.943</b>	<b>2'00.943</b>	3.864	0.162	131,298	28
29	<b>32 A. MUEL</b>	FRA	Team MOTOXRACING	Yamaha YZF-R3	2'02.605	<b>2'00.951</b>	<b>2'00.951</b>	3.872	0.008	131,290	24
30	<b>17 G. NODERER</b>	GER	Scuderia Maranga Racing	Honda CBR500R	2'01.180	<b>2'01.117</b>	<b>2'01.117</b>	4.038	0.166	131,110	28
31	<b>121 K. PATOVA</b>	FIN	Kallio Racing	Yamaha YZF-R3	2'01.989	<b>2'01.587</b>	<b>2'01.587</b>	4.508	0.470	130,603	28
32	<b>7 N. SETTIMO</b>	ITA	2R Road Racing	Yamaha YZF-R3	2'02.816	<b>2'01.825</b>	<b>2'01.825</b>	4.746	0.238	130,348	27
33	<b>57 D. DA-RÉ</b>	FRA	WBY Racing Team	Yamaha YZF-R3	2'03.015	<b>2'01.856</b>	<b>2'01.856</b>	4.777	0.031	130,314	24
34	<b>58 T. FINOCCHIARO</b>	GBR	2R Road Racing	Yamaha YZF-R3	2'03.401	<b>2'02.159</b>	<b>2'02.159</b>	5.080	0.303	129,991	26
35	<b>9 R. DOORAKKERS</b>	NED	MVR Racing	Yamaha YZF-R3	<b>2'02.971</b>	2'03.512	<b>2'02.971</b>	5.892	0.812	129,133	17
36	<b>19 E. ROVELLI</b>	ITA	ParkinGO DS Junior Team	Yamaha YZF-R3	2'03.922	<b>2'03.105</b>	<b>2'03.105</b>	6.026	0.134	128,992	26
37	<b>62 J. SCHULTZ</b>	RSA	BWG Racing-Grimaldi	Kawasaki Ninja 300	2'06.258	<b>2'04.348</b>	<b>2'04.348</b>	7.269	1.243	127,703	25

29/09/2017

These data/results cannot be reproduced, stored and/or transmitted in whole or in part by any manner of electronic, mechanical, photocopying, recording, broadcasting or otherwise now known or herein after developed without the previous express consent by the copyright owner, except for reproduction in daily press and regular printed publications on sale to the public within 60 days of the event related to those data/results and always provided that copyright symbol appears together as follows below.

© DORNA WSBK ORGANIZATION Srl 2017

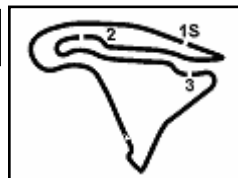
FICR PERUGIA TIMING



Official Tyre Supplier



Official Timekeeper



Magny-Cours 4.411 m

1 / 2

## French Round, 29-30 September - 1 October 2017

### World Supersport 300 - Results Free Practice 2nd Session

No.	Rider	Nat	Team	Bike	Time	Gap	Rel.	Laps	Speed	
									Avg	Max
1	41 M. GARCIA	ESP	Halcourier Racing	Yamaha YZF-R3	<b>1'57.079</b>			14	135,631	<b>180,0</b>
2	33 D. VALLE	ESP	Halcourier Racing	Yamaha YZF-R3	<b>1'57.516</b>	0.437	0.437	13	135,127	<b>184,0</b>
3	15 A. COPPOLA	ITA	SK Racing	Yamaha YZF-R3	<b>1'57.796</b>	0.717	0.280	13	134,806	<b>186,2</b>
4	88 M. PEREZ	ESP	WILSport Racedays	Honda CBR500R	<b>1'57.936</b>	0.857	0.140	11	134,646	<b>183,7</b>
5	6 R. SCHOTMAN	NED	GRT Yamaha WorldSSP300 Team	Yamaha YZF-R3	<b>1'57.965</b>	0.886	0.029	15	134,613	<b>186,2</b>
6	13 J. FACCO	ITA	SK Racing	Yamaha YZF-R3	<b>1'58.263</b>	1.184	0.298	13	134,274	<b>187,2</b>
7	80 A. PONTONE	ITA	IODARacing	Yamaha YZF-R3	<b>1'58.675</b>	1.596	0.412	14	133,807	<b>182,4</b>
8	25 B. SANCHEZ	ESP	Halcourier Racing	Yamaha YZF-R3	<b>1'58.797</b>	1.718	0.122	13	133,670	<b>184,9</b>
9	20 D. LOUREIRO	RSA	DS Junior Team	Yamaha YZF-R3	<b>1'58.893</b>	1.814	0.096	12	133,562	<b>184,0</b>
10	18 A. MURLEY	GBR	Team Toth	Yamaha YZF-R3	<b>1'58.988</b>	1.909	0.095	12	133,455	<b>185,9</b>
11	99 P. GRASSIA	ITA	3ENNE#Racing - Chiodo Moto	Honda CBR500R	<b>1'59.081</b>	2.002	0.093	9	133,351	<b>183,1</b>
12	27 F. ROVELLI	ITA	ParkinGO DS Junior Team	Yamaha YZF-R3	<b>1'59.137</b>	2.058	0.056	13	133,289	<b>180,0</b>
13	79 C. TAYLOR	GBR	MTM HS Kawasaki	Kawasaki Ninja 300	<b>1'59.178</b>	2.099	0.041	13	133,243	<b>184,3</b>
14	22 M. KALININ	UKR	Team MOTOXRACING	Yamaha YZF-R3	<b>1'59.294</b>	2.215	0.116	13	133,113	<b>183,1</b>
15	75 S. DEROUÉ	NED	MTM HS Kawasaki	Kawasaki Ninja 300	<b>1'59.316</b>	2.237	0.022	9	133,089	<b>184,9</b>
16	14 E. DE LA VEGA	FRA	GRT Yamaha WorldSSP300 Team	Yamaha YZF-R3	<b>1'59.342</b>	2.263	0.026	13	133,060	<b>182,7</b>
17	2 A. CARRASCO	ESP	ETG Racing	Kawasaki Ninja 300	<b>1'59.803</b>	2.724	0.461	12	132,548	<b>184,3</b>
18	49 M. CARUSI	ITA	3570 Made in CIV	Kawasaki Ninja 300	<b>2'00.048</b>	2.969	0.245	12	132,277	<b>184,9</b>
19	23 M. BASTIANELLI	ITA	3570 Made in CIV	Kawasaki Ninja 300	<b>2'00.056</b>	2.977	0.008	12	132,268	<b>186,2</b>
20	12 A. RUSMIPUTRO	INA	Pertamina Almeria Racing Team	Yamaha YZF-R3	<b>2'00.060</b>	2.981	0.004	11	132,264	<b>184,3</b>
21	84 M. CARBONERA	ITA	SK Racing	Yamaha YZF-R3	<b>2'00.084</b>	3.005	0.024	13	132,237	<b>182,4</b>
22	28 P. GIACOMINI	ITA	Terra e Moto	Yamaha YZF-R3	<b>2'00.133</b>	3.054	0.049	13	132,183	<b>182,4</b>
23	87 A. LICCIARDI	BEL	Team Trasimeno	Yamaha YZF-R3	<b>2'00.223</b>	3.144	0.090	13	132,085	<b>185,2</b>
24	54 H. CABUK	TUR	Kawasaki Puccetti Racing	Kawasaki Ninja 300	<b>2'00.271</b>	3.192	0.048	8	132,032	<b>187,2</b>
25	66 T. TAYLOR	GBR	Hel Performance - Benjan Racing	Kawasaki Ninja 300	<b>2'00.524</b>	3.445	0.253	11	131,755	<b>183,1</b>
26	35 A. TRIGLIA	ITA	Scuderia Maranga Racing	Honda CBR500R	<b>2'00.781</b>	3.702	0.257	13	131,474	<b>183,1</b>
27	130 R. FERREIRA	BRA	Kallio Racing	Yamaha YZF-R3	<b>2'00.943</b>	3.864	0.162	14	131,298	<b>182,4</b>
28	32 A. MUEL	FRA	Team MOTOXRACING	Yamaha YZF-R3	<b>2'00.951</b>	3.872	0.008	13	131,290	<b>180,6</b>
29	17 G. NODERER	GER	Scuderia Maranga Racing	Honda CBR500R	<b>2'01.117</b>	4.038	0.166	14	131,110	<b>180,9</b>
30	53 V. GRIMOUX	FRA	Team Toth	Yamaha YZF-R3	<b>2'01.404</b>	4.325	0.287	12	130,800	<b>182,1</b>
31	121 K. PATOVA	FIN	Kallio Racing	Yamaha YZF-R3	<b>2'01.587</b>	4.508	0.183	14	130,603	<b>180,9</b>
32	7 N. SETTIMO	ITA	2R Road Racing	Yamaha YZF-R3	<b>2'01.825</b>	4.746	0.238	13	130,348	<b>180,9</b>
33	57 D. DA-RÉ	FRA	WBY Racing Team	Yamaha YZF-R3	<b>2'01.856</b>	4.777	0.031	12	130,314	<b>180,6</b>
34	58 T. FINOCCHIARO	GBR	2R Road Racing	Yamaha YZF-R3	<b>2'02.159</b>	5.080	0.303	13	129,991	<b>180,9</b>
35	19 E. ROVELLI	ITA	ParkinGO DS Junior Team	Yamaha YZF-R3	<b>2'03.105</b>	6.026	0.946	13	128,992	<b>183,1</b>
36	9 R. DOORAKKERS	NED	MVR Racing	Yamaha YZF-R3	<b>2'03.512</b>	6.433	0.407	8	128,567	<b>181,2</b>
37	62 J. SCHULTZ	RSA	BWG Racing-Grimaldi	Kawasaki Ninja 300	<b>2'04.348</b>	7.269	0.836	13	127,703	<b>178,2</b>

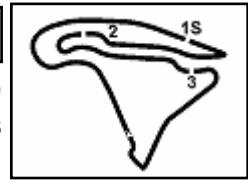
Qualifying Lap Time (107% of 1'57.079): 2'05.276

AIR	Humidity:	51%	Temp:	25°C
TRACK	Condition:	Dry	Temp:	30°C

29/09/2017 Start 17.30 End 18:01 The results are provisional until the end of the time limit for protests and appeals and the completion of the technical checks.

These data/results cannot be reproduced, stored and/or transmitted in whole or in part by any manner of electronic, mechanical, photocopying, recording, broadcasting or otherwise now known or herein after developed without the previous express consent by the copyright owner, except for reproduction in daily press and regular printed publications on sale to the public within 60 days of the event related to those data/results and always provided that copyright symbol appears together as follows below.

© DORNA WSBK ORGANIZATION Srl 2017



## French Round, 29-30 September - 1 October 2017

### World Supersport 300 - Results Free Practice 2nd Session

#### Session Highlights

Local Time	No. Rider	Description
17.30.00		Start
17.33.05	33 D. VALLE	Crashed - Turn 5
17.34.24	33 D. VALLE	Re-joined
17.40.57	9 R. DOORAKKERS	Crashed - Turn 13
17.49.34	54 H. CABUK	Crashed - Turn 15
17.50.14	54 H. CABUK	Crashed - Turn 1
17.51.49	12 A. RUSMIPUTRO	Technical Problem - Turn 14
17.52.55	88 M. PEREZ	Technical Problem - Turn 5
17.53.10	99 P. GRASSIA	Crashed - Turn 1
17.57.04	75 S. DEROUE	Technical Problem - Turn 13
18.01.51		End Of Session

#### Fastest Laps Sequence

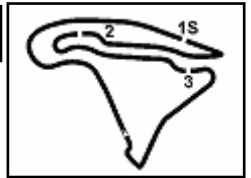
No.	Rider	Nat	Team	Bike	Local Time	Time	Gap	Avg
35	A. TRIGLIA	ITA	Scuderia Maranga Racing	Honda CBR500R	17:34'21.868	<b>2'03.880</b>		128,185
75	S. DEROUE	NED	MTM HS Kawasaki	Kawasaki Ninja 300	17:34'24.277	<b>2'02.830</b>	-1.050	129,281
79	C. TAYLOR	GBR	MTM HS Kawasaki	Kawasaki Ninja 300	17:34'24.705	<b>2'02.356</b>	-0.474	129,782
99	P. GRASSIA	ITA	3ENNE#Racing - Chiodo Moto	Honda CBR500R	17:35'08.919	<b>1'59.404</b>	-2.952	132,991
41	M. GARCIA	ESP	Halcourier Racing	Yamaha YZF-R3	17:35'54.083	<b>1'59.403</b>	-0.001	132,992
6	R. SCHOTMAN	NED	GRT Yamaha WorldSSP300 Team	Yamaha YZF-R3	17:36'34.732	<b>1'59.170</b>	-0.233	133,252
41	M. GARCIA	ESP	Halcourier Racing	Yamaha YZF-R3	17:37'52.963	<b>1'58.880</b>	-0.290	133,577
15	A. COPPOLA	ITA	SK Racing	Yamaha YZF-R3	17:38'24.970	<b>1'58.430</b>	-0.450	134,084
41	M. GARCIA	ESP	Halcourier Racing	Yamaha YZF-R3	17:41'49.905	<b>1'58.161</b>	-0.269	134,390
41	M. GARCIA	ESP	Halcourier Racing	Yamaha YZF-R3	17:43'47.849	<b>1'57.944</b>	-0.217	134,637
15	A. COPPOLA	ITA	SK Racing	Yamaha YZF-R3	17:56'19.731	<b>1'57.841</b>	-0.103	134,754
15	A. COPPOLA	ITA	SK Racing	Yamaha YZF-R3	17:58'17.527	<b>1'57.796</b>	-0.045	134,806
41	M. GARCIA	ESP	Halcourier Racing	Yamaha YZF-R3	17:59'00.672	<b>1'57.366</b>	-0.430	135,300
41	M. GARCIA	ESP	Halcourier Racing	Yamaha YZF-R3	18:00'57.751	<b>1'57.079</b>	-0.287	135,631

Start 29/09/2017 17:30 End 18:01 The results are provisional until the end of the time limit for protests and appeals and the completion of the technical checks.

These data/results cannot be reproduced, stored and/or transmitted in whole or in part by any manner of electronic, mechanical, photocopying, recording, broadcasting or otherwise now known or herein after developed without the previous express consent by the copyright owner, except for reproduction in daily press and regular printed publications on sale to the public within 60 days of the event related to those data/results and always provided that copyright symbol appears together as follows below.

© DORNA WSBK ORGANIZATION Srl 2017





## French Round, 29-30 September - 1 October 2017

### World Supersport 300 - Best Sector & Speed Free Practice 2nd Session

#### BEST LAP

1	41 M. GARCIA	Yamaha YZF-R3	1'57.079
2	33 D. VALLE	Yamaha YZF-R3	1'57.516
3	15 A. COPPOLA	Yamaha YZF-R3	1'57.796
4	88 M. PEREZ	Honda CBR500R	1'57.936
5	6 R. SCHOTMAN	Yamaha YZF-R3	1'57.965
6	13 J. FACCO	Yamaha YZF-R3	1'58.263
7	80 A. PONTONE	Yamaha YZF-R3	1'58.675
8	25 B. SÁNCHEZ	Yamaha YZF-R3	1'58.797
9	20 D. LOUREIRO	Yamaha YZF-R3	1'58.893
10	18 A. MURLEY	Yamaha YZF-R3	1'58.988
11	99 P. GRASSIA	Honda CBR500R	1'59.081
12	27 F. ROVELLI	Yamaha YZF-R3	1'59.137
13	79 C. TAYLOR	Kawasaki Ninja 300	1'59.178
14	22 M. KALININ	Yamaha YZF-R3	1'59.294
15	75 S. DEROUE	Kawasaki Ninja 300	1'59.316
16	14 E. DE LA VEGA	Yamaha YZF-R3	1'59.342
17	2 A. CARRASCO	Kawasaki Ninja 300	1'59.803
18	49 M. CARUSI	Kawasaki Ninja 300	2'00.048
19	23 M. BASTIANELLI	Kawasaki Ninja 300	2'00.056
20	12 A. RUSMIPUTRO	Yamaha YZF-R3	2'00.060
21	84 M. CARBONERA	Yamaha YZF-R3	2'00.084
22	28 P. GIACOMINI	Yamaha YZF-R3	2'00.133
23	87 A. LICCIARDI	Yamaha YZF-R3	2'00.223
24	54 H. CABUK	Kawasaki Ninja 300	2'00.271
25	66 T. TAYLOR	Kawasaki Ninja 300	2'00.524
26	35 A. TRIGLIA	Honda CBR500R	2'00.781
27	130 R. FERREIRA	Yamaha YZF-R3	2'00.943
28	32 A. MUEL	Yamaha YZF-R3	2'00.951
29	17 G. NODERER	Honda CBR500R	2'01.117
30	53 V. GRIMOUX	Yamaha YZF-R3	2'01.404
31	121 K. PATOVA	Yamaha YZF-R3	2'01.587
32	7 N. SETTIMO	Yamaha YZF-R3	2'01.825
33	57 D. DA-RÉ	Yamaha YZF-R3	2'01.856
34	58 T. FINOCCHIARO	Yamaha YZF-R3	2'02.159
35	19 E. ROVELLI	Yamaha YZF-R3	2'03.105
36	9 R. DOORAKKERS	Yamaha YZF-R3	2'03.512
37	62 J. SCHULTZ	Kawasaki Ninja 300	2'04.348

#### SPEED

1	13 J. FACCO	Yamaha YZF-R3	187,2
2	54 H. CABUK	Kawasaki Ninja 300	187,2
3	23 M. BASTIANELLI	Kawasaki Ninja 300	186,2
4	15 A. COPPOLA	Yamaha YZF-R3	186,2
5	6 R. SCHOTMAN	Yamaha YZF-R3	186,2
6	18 A. MURLEY	Yamaha YZF-R3	185,9
7	87 A. LICCIARDI	Yamaha YZF-R3	185,2
8	75 S. DEROUE	Kawasaki Ninja 300	184,9
9	25 B. SÁNCHEZ	Yamaha YZF-R3	184,9
10	49 M. CARUSI	Kawasaki Ninja 300	184,9
11	2 A. CARRASCO	Kawasaki Ninja 300	184,3
12	12 A. RUSMIPUTRO	Yamaha YZF-R3	184,3
13	79 C. TAYLOR	Kawasaki Ninja 300	184,3
14	20 D. LOUREIRO	Yamaha YZF-R3	184,0
15	33 D. VALLE	Yamaha YZF-R3	184,0
16	88 M. PEREZ	Honda CBR500R	183,7
17	35 A. TRIGLIA	Honda CBR500R	183,1
18	99 P. GRASSIA	Honda CBR500R	183,1
19	22 M. KALININ	Yamaha YZF-R3	183,1
20	66 T. TAYLOR	Kawasaki Ninja 300	183,1
21	19 E. ROVELLI	Yamaha YZF-R3	183,1
22	14 E. DE LA VEGA	Yamaha YZF-R3	182,7
23	130 R. FERREIRA	Yamaha YZF-R3	182,4
24	80 A. PONTONE	Yamaha YZF-R3	182,4
25	84 M. CARBONERA	Yamaha YZF-R3	182,4
26	28 P. GIACOMINI	Yamaha YZF-R3	182,4
27	53 V. GRIMOUX	Yamaha YZF-R3	182,1
28	9 R. DOORAKKERS	Yamaha YZF-R3	181,2
29	121 K. PATOVA	Yamaha YZF-R3	180,9
30	7 N. SETTIMO	Yamaha YZF-R3	180,9
31	17 G. NODERER	Honda CBR500R	180,9
32	58 T. FINOCCHIARO	Yamaha YZF-R3	180,9
33	57 D. DA-RÉ	Yamaha YZF-R3	180,6
34	32 A. MUEL	Yamaha YZF-R3	180,6
35	27 F. ROVELLI	Yamaha YZF-R3	180,0
36	41 M. GARCIA	Yamaha YZF-R3	180,0
37	62 J. SCHULTZ	Kawasaki Ninja 300	178,2

#### SEG. 1

1	6 R. SCHOTMAN	36.601
2	33 D. VALLE	36.718
3	54 H. CABUK	36.828
4	14 E. DE LA VEGA	36.832
5	41 M. GARCIA	36.835
6	80 A. PONTONE	36.903
7	15 A. COPPOLA	36.909
8	25 B. SÁNCHEZ	36.918
9	13 J. FACCO	36.924
10	99 P. GRASSIA	36.945
11	79 C. TAYLOR	37.042
12	88 M. PEREZ	37.044
13	20 D. LOUREIRO	37.093
14	18 A. MURLEY	37.097
15	28 P. GIACOMINI	37.098
16	22 M. KALININ	37.112
17	23 M. BASTIANELLI	37.126
18	49 M. CARUSI	37.193
19	2 A. CARRASCO	37.267
20	27 F. ROVELLI	37.341
21	12 A. RUSMIPUTRO	37.349
22	75 S. DEROUE	37.374
23	84 M. CARBONERA	37.407
24	66 T. TAYLOR	37.408
25	53 V. GRIMOUX	37.522
26	87 A. LICCIARDI	37.602
27	17 G. NODERER	37.613
28	35 A. TRIGLIA	37.632
29	7 N. SETTIMO	37.722
30	9 R. DOORAKKERS	37.751
31	130 R. FERREIRA	37.862
32	58 T. FINOCCHIARO	37.925
33	32 A. MUEL	37.947
34	121 K. PATOVA	37.979
35	57 D. DA-RÉ	38.265
36	19 E. ROVELLI	38.300
37	62 J. SCHULTZ	38.818

#### SEG. 2

1	41 M. GARCIA	25.606
2	33 D. VALLE	25.649
3	15 A. COPPOLA	25.684
4	88 M. PEREZ	25.703
5	13 J. FACCO	25.868
6	6 R. SCHOTMAN	25.912
7	27 F. ROVELLI	25.951
8	14 E. DE LA VEGA	26.047
9	25 B. SÁNCHEZ	26.055
10	20 D. LOUREIRO	26.068
11	79 C. TAYLOR	26.068
12	54 H. CABUK	26.097
13	49 M. CARUSI	26.098
14	2 A. CARRASCO	26.099
15	18 A. MURLEY	26.109
16	99 P. GRASSIA	26.140
17	80 A. PONTONE	26.184
18	28 P. GIACOMINI	26.241
19	75 S. DEROUE	26.258
20	35 A. TRIGLIA	26.277
21	23 M. BASTIANELLI	26.285
22	87 A. LICCIARDI	26.287
23	66 T. TAYLOR	26.320
24	130 R. FERREIRA	26.344
25	84 M. CARBONERA	26.347
26	32 A. MUEL	26.367
27	17 G. NODERER	26.422
28	22 M. KALININ	26.454
29	12 A. RUSMIPUTRO	26.491
30	121 K. PATOVA	26.565
31	53 V. GRIMOUX	26.730
32	57 D. DA-RÉ	26.797
33	19 E. ROVELLI	26.826
34	7 N. SETTIMO	26.880
35	62 J. SCHULTZ	27.173
36	58 T. FINOCCHIARO	27.204
37	9 R. DOORAKKERS	27.274

#### SEG. 3

1	41 M. GARCIA	25.851
2	15 A. COPPOLA	25.856
3	33 D. VALLE	25.870
4	88 M. PEREZ	25.982
5	13 J. FACCO	26.085
6	18 A. MURLEY	26.103
7	6 R. SCHOTMAN	26.123
8	80 A. PONTONE	26.142
9	14 E. DE LA VEGA	26.180
10	20 D. LOUREIRO	26.183
11	25 B. SÁNCHEZ	26.187
12	99 P. GRASSIA	26.234
13	54 H. CABUK	26.260
14	27 F. ROVELLI	26.263
15	22 M. KALININ	26.361
16	2 A. CARRASCO	26.397
17	84 M. CARBONERA	26.408
18	75 S. DEROUE	26.410
19	87 A. LICCIARDI	26.422
20	79 C. TAYLOR	26.499
21	12 A. RUSMIPUTRO	26.519
22	35 A. TRIGLIA	26.562
23	28 P. GIACOMINI	26.612
24	66 T. TAYLOR	26.627
25	23 M. BASTIANELLI	26.671
26	17 G. NODERER	26.676
27	7 N. SETTIMO	26.733
28	49 M. CARUSI	26.743
29	58 T. FINOCCHIARO	26.761
30	32 A. MUEL	26.785
31	130 R. FERREIRA	26.802
32	57 D. DA-RÉ	26.853
33	53 V. GRIMOUX	26.932
34	121 K. PATOVA	27.047
35	19 E. ROVELLI	27.130
36	9 R. DOORAKKERS	27.152
37	62 J. SCHULTZ	27.573

#### SEG. 4

1	41 M. GARCIA	28.685
2	33 D. VALLE	28.843
3	88 M. PEREZ	29.006
4	15 A. COPPOLA	29.036
5	6 R. SCHOTMAN	29.043
6	14 E. DE LA VEGA	29.056
7	80 A. PONTONE	29.058
8	22 M. KALININ	29.059
9	27 F. ROVELLI	29.157
10	18 A. MURLEY	29.163
11	84 M. CARBONERA	29.210
12	99 P. GRASSIA	29.242
13	75 S. DEROUE	29.274
14	79 C. TAYLOR	29.320
15	13 J. FACCO	29.324
16	20 D. LOUREIRO	29.345
17	28 P. GIACOMINI	29.375
18	25 B. SÁNCHEZ	29.403
19	2 A. CARRASCO	29.445
20	49 M. CARUSI	29.449
21	87 A. LICCIARDI	29.499
22	23 M. BASTIANELLI	29.527
23	12 A. RUSMIPUTRO	29.556
24	130 R. FERREIRA	29.560
25	66 T. TAYLOR	29.614
26	121 K. PATOVA	29.657
27	53 V. GRIMOUX	29.679
28	32 A. MUEL	29.682
29	35 A. TRIGLIA	29.716
30	54 H. CABUK	29.717
31	17 G. NODERER	29.780
32	57 D. DA-RÉ	29.851
33	7 N. SETTIMO	30.048
34	58 T. FINOCCHIARO	30.135
35	19 E. ROVELLI	30.323
36	9 R. DOORAKKERS	30.535
37	62 J. SCHULTZ	30.535

29/09/2017

These data/results cannot be reproduced, stored and/or transmitted in whole or in part by any manner of electronic, mechanical, photocopying, recording, broadcasting or otherwise now known or herein after developed without the previous express consent by the copyright owner, except for reproduction in daily press and regular printed publications on sale to the public within 60 days of the event related to those data/results and always provided that copyright symbol appears together as follows below.

© DORNA WSBK ORGANIZATION Srl 2017

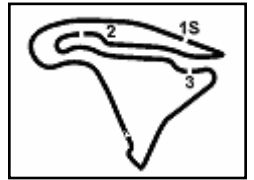
FICR PERUGIA TIMING



Official Tyre Supplier



Official Timekeeper



## French Round, 29-30 September - 1 October 2017

### World Supersport 300 - Ideal Times Free Practice 2nd Session

Magny-Cours 4.411 m  
1 / 2

Rider No.	Nat	Bike	Seg. 1 Diff. 1	Seg. 2 Diff. 2	Seg. 3 Diff. 3	Seg. 4 Diff. 4	Ideal Time			
							Best Lap	Pos.	Diff.	
1	41 M. GARCIA	ESP	Yamaha YZF-R3	36.835	<b>25.606</b> 0.070	<b>25.851</b>	<b>28.685</b> 0.032	<b>1'56.977</b> 1'57.079	1	0.102
2	33 D. VALLE	ESP	Yamaha YZF-R3	36.718 0.239	25.649 0.088	25.870 0.109	28.843	<b>1'57.080</b> 1'57.516	2	0.436
3	15 A. COPPOLA	ITA	Yamaha YZF-R3	36.909 0.299	25.684	25.856	29.036 0.012	<b>1'57.485</b> 1'57.796	3	0.311
4	6 R. SCHOTMAN	NED	Yamaha YZF-R3	<b>36.601</b> 0.179	25.912 0.089	26.123 0.018	29.043	<b>1'57.679</b> 1'57.965	5	0.286
5	88 M. PEREZ	ESP	Honda CBR500R	37.044 0.147	25.703 0.054	25.982	29.006	<b>1'57.735</b> 1'57.936	4	0.201
6	14 E. DE LA VEGA	FRA	Yamaha YZF-R3	36.832 0.742	26.047 0.068	26.180 0.327	29.056 0.090	<b>1'58.115</b> 1'59.342	16	1.227
7	13 J. FACCO	ITA	Yamaha YZF-R3	36.924 0.062	25.868	26.085	29.324	<b>1'58.201</b> 1'58.263	6	0.062
8	80 A. PONTONE	ITA	Yamaha YZF-R3	36.903	26.184 0.106	26.142 0.154	29.058 0.128	<b>1'58.287</b> 1'58.675	7	0.388
9	18 A. MURLEY	GBR	Yamaha YZF-R3	37.097 0.079	26.109 0.224	26.103 0.213	29.163	<b>1'58.472</b> 1'58.988	10	0.516
10	99 P. GRASSIA	ITA	Honda CBR500R	36.945 0.422	26.140	26.234 0.098	29.242	<b>1'58.561</b> 1'59.081	11	0.520
11	25 B. SÁNCHEZ	ESP	Yamaha YZF-R3	36.918 0.127	26.055	26.187	29.403 0.107	<b>1'58.563</b> 1'58.797	8	0.234
12	20 D. LOUREIRO	RSA	Yamaha YZF-R3	37.093	26.068 0.085	26.183 0.063	29.345 0.056	<b>1'58.689</b> 1'58.893	9	0.204
13	27 F. ROVELLI	ITA	Yamaha YZF-R3	37.341 0.197	25.951 0.096	26.263 0.055	29.157 0.077	<b>1'58.712</b> 1'59.137	12	0.425
14	54 H. CABUK	TUR	Kawasaki Ninja 300	36.828 0.219	26.097 0.374	26.260 0.730	29.717 0.046	<b>1'58.902</b> 2'00.271	24	1.369
15	79 C. TAYLOR	GBR	Kawasaki Ninja 300	37.042 0.249	26.068	26.499	29.320	<b>1'58.929</b> 1'59.178	13	0.249
16	22 M. KALININ	UKR	Yamaha YZF-R3	37.112	26.454 0.179	26.361 0.129	29.059	<b>1'58.986</b> 1'59.294	14	0.308
17	2 A. CARRASCO	ESP	Kawasaki Ninja 300	37.267 0.540	26.099 0.055	26.397	29.445	<b>1'59.208</b> 1'59.803	17	0.595
18	75 S. DEROUE	NED	Kawasaki Ninja 300	37.374	26.258	26.410	29.274	<b>1'59.316</b> 1'59.316	15	
19	28 P. GIACOMINI	ITA	Yamaha YZF-R3	37.098 0.318	26.241 0.118	26.612 0.284	29.375 0.087	<b>1'59.326</b> 2'00.133	22	0.807
20	84 M. CARBONERA	ITA	Yamaha YZF-R3	37.407 0.256	26.347 0.397	26.408 0.059	29.210	<b>1'59.372</b> 2'00.084	21	0.712
21	49 M. CARUSI	ITA	Kawasaki Ninja 300	37.193 0.115	26.098 0.091	26.743	29.449 0.359	<b>1'59.483</b> 2'00.048	18	0.565
22	23 M. BASTIANELLI	ITA	Kawasaki Ninja 300	37.126 0.447	26.285	26.671	29.527	<b>1'59.609</b> 2'00.056	19	0.447
23	87 A. LICCIARDI	BEL	Yamaha YZF-R3	37.602 0.413	26.287	26.422	29.499	<b>1'59.810</b> 2'00.223	23	0.413
24	12 A. RUSMIPUTRO	INA	Yamaha YZF-R3	37.349	26.491	26.519	29.556 0.145	<b>1'59.915</b> 2'00.060	20	0.145
25	66 T. TAYLOR	GBR	Kawasaki Ninja 300	37.408 0.358	26.320 0.197	26.627	29.614	<b>1'59.969</b> 2'00.524	25	0.555
26	35 A. TRIGLIA	ITA	Honda CBR500R	37.632	26.277 0.498	26.562	29.716 0.096	<b>2'00.187</b> 2'00.781	26	0.594
27	17 G. NODERER	GER	Honda CBR500R	37.613 0.136	26.422 0.104	26.676 0.248	29.780 0.138	<b>2'00.491</b> 2'01.117	29	0.626
28	130 R. FERREIRA	BRA	Yamaha YZF-R3	37.862 0.023	26.344 0.352	26.802	29.560	<b>2'00.568</b> 2'00.943	27	0.375
29	32 A. MUEL	FRA	Yamaha YZF-R3	37.947 0.012	26.367 0.158	26.785	29.682	<b>2'00.781</b> 2'00.951	28	0.170
30	53 V. GRIMOUX	FRA	Yamaha YZF-R3	37.522 0.304	26.730	26.932 0.136	29.679 0.101	<b>2'00.863</b> 2'01.404	30	0.541
31	121 K. PATOVA	FIN	Yamaha YZF-R3	37.979 0.165	26.565 0.015	27.047	29.657 0.159	<b>2'01.248</b> 2'01.587	31	0.339

29/09/2017

These data/results cannot be reproduced, stored and/or transmitted in whole or in part by any manner of electronic, mechanical, photocopying, recording, broadcasting or otherwise now known or herein after developed without the previous express consent by the copyright owner, except for reproduction in daily press and regular printed publications on sale to the public within 60 days of the event related to those data/results and always provided that copyright symbol appears together as follows below.

© DORNA WSBK ORGANIZATION Srl 2017

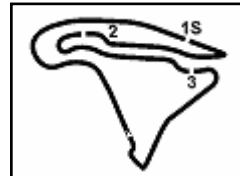
FICR PERUGIA TIMING



Official Tyre Supplier



Official Timekeeper


**French Round, 29-30 September - 1 October 2017**
**World Supersport 300 - Ideal Times Free Practice 2nd Session**

 Magny-Cours 4.411 m  
**2 / 2**

Rider No.	No.	Rider Name	Nat	Bike	Seg. 1 Diff. 1	Seg. 2 Diff. 2	Seg. 3 Diff. 3	Seg. 4 Diff. 4	Ideal Time		
									Best Lap	Pos.	Diff.
32	7	N. SETTIMO	ITA	Yamaha YZF-R3	37.722	26.880 0.153	26.733	30.048 0.289	<b>2'01.383</b>	32	0.442
33	57	D. DA-RÉ	FRA	Yamaha YZF-R3	38.265 0.047	26.797 0.023	26.853	29.851 0.020	<b>2'01.766</b>	33	0.090
34	58	T. FINOCCHIARO	GBR	Yamaha YZF-R3	37.925	27.204	26.761 0.134	30.135	<b>2'02.025</b>	34	0.134
35	19	E. ROVELLI	ITA	Yamaha YZF-R3	38.300 0.080	26.826	27.130 0.186	30.323 0.260	<b>2'02.579</b>	35	0.526
36	9	R. DOORAKKERS	NED	Yamaha YZF-R3	37.751 0.545	27.274 0.067	27.152	30.535 0.188	<b>2'02.712</b>	36	0.800
37	62	J. SCHULTZ	RSA	Kawasaki Ninja 300	38.818 0.062	27.173 0.021	27.573 0.064	30.535 0.102	<b>2'04.099</b>	37	0.249
<b>Overall Ideal Time</b>					36.601	25.606	25.851	28.685	<b>1'56.743</b>		

29/09/2017

These data/results cannot be reproduced, stored and/or transmitted in whole or in part by any manner of electronic, mechanical, photocopying, recording, broadcasting or otherwise now known or herein after developed without the previous express consent by the copyright owner, except for reproduction in daily press and regular printed publications on sale to the public within 60 days of the event related to those data/results and always provided that copyright symbol appears together as follows below.

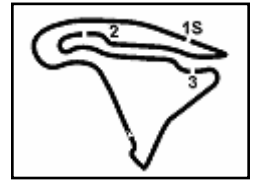
© DORNA WSBK ORGANIZATION Srl 2017

**FKR PERUGIA TIMING**


Official Tyre Supplier



Official Timekeeper



## French Round, 29-30 September - 1 October 2017

### World Supersport 300 - Chronological Analysis Free Practice 2nd Session

Magny-Cours 4.411 m

1 / 5

1° 41 M. GARCIA (1'57.079)							
Lap	Seg.1	Seg.2	Seg.3	Seg.4	Lap Time	km/h	Local Time
1							17:31'15.835
2	1'14.826	27.617	26.845	29.557	2'38.845P	172,5	17:33'54.680
3	37.750	26.070	26.442	29.141	1'59.403	174,5	17:35'54.083
4	37.364	26.005	26.460	29.051	1'58.880	179,7	17:37'52.963
5	37.674	25.939	26.217	28.951	1'58.781	174,5	17:39'51.744
6	37.322	25.739	26.243	28.857	1'58.161	175,3	17:41'49.905
7	37.215	<b>25.606</b>	26.251	28.872	1'57.944	175,3	17:43'47.849
8	37.011	26.031	28.132	33.577	2'04.751P	178,2	17:45'52.600
9	56.706	26.329	26.776	31.395	2'21.206P	174,5	17:48'13.806
10	37.235	28.775	41.211	41.252	2'28.473	179,1	17:50'42.279
11	37.556	33.533			2'20.269	177,3	17:53'02.548
12	39.786	26.700	26.311	28.934	2'01.731	168,8	17:55'04.279
13	37.049	26.768	26.108	29.102	1'59.027	178,5	17:57'03.306
14	37.149	25.617	25.915	<b>28.685</b>	1'57.366	178,5	17:59'00.672
15	<b>36.835</b>	25.676	<b>25.851</b>	<b>28.717</b>	<b>1'57.079</b>	<b>180,0</b>	18:00'57.751

11	37.044	25.703	26.161	29.191	1'58.099	183,7	17:58'22.563
12	37.191	25.757	<b>25.982</b>	<b>29.006</b>	<b>1'57.936</b>	181,2	18:00'20.499

2° 33 D. VALLE (1'57.516)							
Lap	Seg.1	Seg.2	Seg.3	Seg.4	Lap Time	km/h	Local Time
1							17:31'16.887
2	1'15.261	1'22.068	28.814	1'11.137	4'17.280P	172,0	17:35'34.167
3	56.823	27.032	26.360	29.432	2'19.647P	167,4	17:37'53.814
4	37.709	26.144	26.371	29.141	1'59.365	176,5	17:39'53.179
5	37.489	26.231	27.787	29.596	2'01.103	176,2	17:41'54.282
6	37.684	26.081	26.827	29.580	2'00.172	182,4	17:43'54.454
7	37.382	26.321	26.718	31.207	2'01.628P	177,3	17:45'56.082
8	53.971	26.365	26.382	31.377	2'18.095P	176,8	17:48'14.177
9	36.963	28.901	41.083	42.964	2'29.911	178,5	17:50'44.088
10	37.229	32.369			2'18.701	<b>184,0</b>	17:53'02.789
11	39.615	26.836	26.345	29.105	2'01.901	167,4	17:55'04.690
12	36.730	26.803	26.205	29.139	1'58.877	183,1	17:57'03.567
13	36.957	25.737	25.979	<b>28.843</b>	<b>1'57.516</b>	181,8	17:59'01.083
14	<b>36.718</b>	<b>25.649</b>	<b>25.870</b>	<b>29.381</b>	1'57.618	183,4	18:00'58.701

5° 6 R. SCHOTMAN (1'57.965)							
Lap	Seg.1	Seg.2	Seg.3	Seg.4	Lap Time	km/h	Local Time
1							17:29'47.058
2	1'16.087	28.599	29.175	31.753	2'45.614P	173,9	17:32'32.672
3	37.973	27.460	27.710	29.747	2'02.890	178,2	17:34'35.562
4	37.118	26.044	26.584	29.424	1'59.170	180,3	17:36'34.732
5	37.493	26.140	26.309	29.089	1'59.031	176,8	17:38'33.763
6	36.931	26.109	<b>26.123</b>	30.080	1'59.243	181,2	17:40'33.006
7	37.768	26.776	27.079	30.088	2'01.711	176,2	17:42'34.717
8	38.443	29.796	26.918	32.790	2'07.947	170,6	17:44'42.664
9	36.914	26.196	26.534	29.266	1'58.910	<b>186,2</b>	17:46'41.574
10	37.463	26.174	26.366	29.318	1'59.321	178,8	17:48'40.895
11	38.363	28.473	26.965	29.968	2'03.769	166,9	17:50'44.664
12	<b>36.601</b>	25.962	26.297	29.133	1'57.993	183,7	17:52'42.657
13	38.356	27.722	29.476	30.522	2'06.076	171,7	17:54'48.733
14	37.458	<b>25.912</b>	26.191	29.360	1'58.921	176,2	17:56'47.654
15	37.399	26.031	26.440	30.192	2'00.062	176,5	17:58'47.716
16	36.780	26.001	26.141	<b>29.043</b>	<b>1'57.965</b>	178,5	18:00'45.681

3° 15 A. COPPOLA (1'57.796)							
Lap	Seg.1	Seg.2	Seg.3	Seg.4	Lap Time	km/h	Local Time
1							17:31'47.151
2	1'04.269	29.551	27.646	31.931	2'33.397P	158,6	17:34'20.548
3	38.213	26.661	28.403	32.715	2'05.992	173,1	17:36'26.540
4	<b>36.909</b>	26.153	26.332	<b>29.036</b>	1'58.430	184,3	17:38'24.970
5	37.525	28.134	30.658	34.314	2'10.631	175,9	17:40'35.601
6	37.391	26.051	26.492	38.600	2'08.534P	<b>186,2</b>	17:42'44.135
7	1'34.152	32.602	31.453	37.576	3'15.783P	151,7	17:45'59.918
8	37.494	26.059	26.557	29.082	1'59.192	178,8	17:47'59.110
9	39.732	33.151	35.630	32.934	2'21.447	174,5	17:50'20.557
10	37.463	25.860	25.988	29.169	1'58.480	177,6	17:52'19.037
11	37.240	27.041	28.614	29.958	2'02.853	179,7	17:54'21.890
12	36.938	25.755	25.999	29.149	1'57.841	183,4	17:56'19.731
13	37.208	<b>25.684</b>	<b>25.856</b>	29.048	<b>1'57.796</b>	178,2	17:58'17.527
14	37.397	28.774	28.542	29.085	2'03.798	174,8	18:00'21.325

6° 13 J. FACCO (1'58.263)							
Lap	Seg.1	Seg.2	Seg.3	Seg.4	Lap Time	km/h	Local Time
1							17:31'50.372
2	1'00.898	29.883	27.751	31.968	2'30.500P	172,2	17:34'20.872
3	38.028	26.833	26.992	30.151	2'02.004	173,4	17:36'22.876
4	37.715	26.781	26.532	30.813	2'01.841	175,0	17:38'24.717
5	37.912	28.819	30.025	34.886	2'11.642	184,0	17:40'36.359
6	<b>36.924</b>	26.827	26.897	35.796	2'06.444P	<b>187,2</b>	17:42'42.803
7	1'34.355	26.622	28.193	31.722	3'00.892P	173,6	17:45'43.695
8	41.170	34.210	33.907	30.985	2'20.272	116,3	17:48'03.967
9	37.054	31.224	35.639	33.862	2'17.779	186,2	17:50'21.746
10	36.986	<b>25.868</b>	<b>26.085</b>	<b>29.324</b>	<b>1'58.263</b>	183,4	17:52'20.009
11	37.142	26.661	26.415	29.328	1'59.546	181,2	17:54'19.555
12	39.285	27.010	26.809	29.896	2'03.000	165,1	17:56'22.555
13	37.282	26.693	27.042	29.476	2'00.493	179,7	17:58'23.048
14	37.367	26.583	26.442	29.517	1'59.909	182,4	18:00'22.957

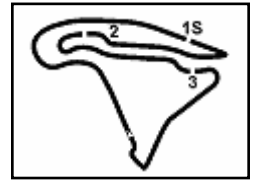
4° 88 M. PEREZ (1'57.936)							
Lap	Seg.1	Seg.2	Seg.3	Seg.4	Lap Time	km/h	Local Time
1		32.019	28.211	30.685		173,6	17:33'08.731
2	37.629	26.631	26.966	30.051	2'01.277	178,2	17:35'10.008
3	37.099	26.565	26.384	29.355	1'59.403	182,4	17:37'09.411
4	37.644	26.340	27.689	31.519	2'03.192	177,6	17:39'12.603
5	37.079	26.262	26.367	29.160	1'58.868	180,3	17:41'11.471
6	37.750	29.642	26.617	33.520	2'07.529	175,9	17:43'19.000
7	37.708	27.436	28.205	29.704	2'03.053	177,9	17:45'22.053
8	37.442	26.442	26.384	33.321	2'03.589P	178,8	17:47'25.642
9			30.428	37.309	6'57.953P		17:54'23.595
10	37.254	26.005	26.201	31.409	2'00.869	182,4	17:56'24.464

7° 80 A. PONTONE (1'58.675)							
Lap	Seg.1	Seg.2	Seg.3	Seg.4	Lap Time	km/h	Local Time
1							17:29'55.078
2	1'43.397	31.811	28.399	30.400	3'14.007P	174,8	17:33'09.085
3	37.569	26.706	26.668	29.632	2'00.575	181,5	17:35'09.660
4	37.475	26.598	26.412	29.470	1'59.955	178,5	17:37'09.615
5	37.847	26.318	26.726	32.574	2'03.465	177,0	17:39'13.080
6	37.329	26.334	26.642	30.957	2'01.262	178,8	17:41'14.342
7	37.670	26.451	26.683	36.369	2'07.173P	176,5	17:43'21.515
8	56.144	31.070	31.235	37.984	2'36.433P	168,0	17:45'57.948
9	37.574	27.238	28.518	33.778	2'07.108	180,0	17:48'05.056
10	37.561	29.619	35.330	33.550	2'16.060	180,3	17:50'21.116
11	37.672	26.213	<b>26.142</b>	29.334	1'59.361	178,8	17:52'20.477
12	37.403	26.644	27.234	30.351	2'01.632	180,0	17:54'22.109
13	<b>36.903</b>	26.290	26.296	29.186	<b>1'58.675</b>	<b>182,4</b>	17:56'20.784
14	37.546	<b>26.184</b>	26.556	32.155	2'02.441	177,9	17:58'23.225
15	37.222	26.391	26.410	<b>29.058</b>	1'59.081	176,8	18:00'22.306

29/09/2017 P = Pits In/Out - C = Lap-Time Cancelled

These data/results cannot be reproduced, stored and/or transmitted in whole or in part by any manner of electronic, mechanical, photocopying, recording, broadcasting or otherwise now known or herein after developed without the previous express consent by the copyright owner, except for reproduction in daily press and regular printed publications on sale to the public within 60 days of the event related to those data/results and always provided that copyright symbol appears together as follows below.

© DORNA WSBK ORGANIZATION Srl 2017



## French Round, 29-30 September - 1 October 2017

### World Supersport 300 - Chronological Analysis Free Practice 2nd Session

Magny-Cours 4.411 m

2 / 5

Lap	Seg.1	Seg.2	Seg.3	Seg.4	Lap Time	km/h	Local Time
6	2'20.528	26.258	26.781	35.695	3'49.262P	175,0	17:43'57.082
7	37.134	26.236	26.314	29.487	1'59.171	181,5	17:45'56.253
8	38.087	28.606	29.372	33.672	2'09.737	173,9	17:48'05.990
9	<b>36.918</b>	27.552			2'17.182	<b>184,9</b>	17:50'23.172
10	37.045	<b>26.055</b>	<b>26.187</b>	29.510	<b>1'58.797</b>	182,4	17:52'21.969
11	39.314	27.847	28.072	32.089	2'07.322	169,3	17:54'29.291
12	37.262	27.840	28.267	31.537	2'04.906	179,1	17:56'34.197
13	37.543	26.314	26.788	29.759	2'00.404	176,8	17:58'34.601
14	37.775	26.912	27.604	30.762	2'03.053	175,6	18:00'37.654

9° 20 D. LOUREIRO (1'58.893)							
Lap	Seg.1	Seg.2	Seg.3	Seg.4	Lap Time	km/h	Local Time
1		28.772	28.453	32.075		175,9	17:32'33.557
2	37.761	27.758	27.256	30.058	2'02.833	180,3	17:34'36.390
3	37.183	26.346	26.304	29.642	1'59.475	<b>184,0</b>	17:36'35.865
4	37.255	26.612	26.189	29.539	1'59.595	183,7	17:38'35.460
5	37.330	26.232	28.001	31.213	2'02.776	179,4	17:40'38.236
6	37.202	<b>26.068</b>	<b>26.183</b>	29.632	1'59.085	183,1	17:42'37.321
7	39.712	26.727	26.514	33.160	2'06.113P	166,9	17:44'43.434
8	3'54.681	36.265			6'02.065P	139,4	17:50'45.499
9	37.381	31.637			2'18.297	180,9	17:53'03.796
10	38.995	27.346	26.340	<b>29.345</b>	2'02.026	172,0	17:55'05.822
11	<b>37.093</b>	26.153	26.246	29.401	<b>1'58.893</b>	181,2	17:57'04.715
12	37.340	26.072	26.195	29.407	1'59.014	181,5	17:59'03.729
13	37.512	26.179	26.304	29.472	1'59.467	178,8	18:01'03.196

10° 18 A. MURLEY (1'58.988)							
Lap	Seg.1	Seg.2	Seg.3	Seg.4	Lap Time	km/h	Local Time
1		29.875	28.293	30.790		163,4	17:32'20.382
2	38.745	27.874	27.361	30.158	2'04.138	174,5	17:34'24.520
3	37.754	26.407	26.767	29.929	2'00.857	184,9	17:36'25.377
4	37.598	26.425	26.719	29.584	2'00.326	<b>185,9</b>	17:38'25.703
5	<b>37.097</b>	26.839	26.988	34.188	2'05.112P	185,2	17:40'30.815
6	4'37.058	30.092	30.388	31.027	6'08.565P	166,4	17:46'39.380
7	39.143	27.035	26.842	29.935	2'02.955	172,5	17:48'42.333
8	38.286	26.352	26.585	29.665	2'00.888	175,6	17:50'43.225
9	37.708	26.519	26.327	29.176	1'59.730	179,7	17:52'42.953
10	37.781	28.167	29.054	30.147	2'05.149	177,3	17:54'48.102
11	38.156	26.117	<b>26.103</b>	29.389	1'59.765	178,5	17:56'47.867
12	37.176	26.333	26.316	<b>29.163</b>	<b>1'58.988</b>	180,6	17:58'46.855
13	37.731	<b>26.109</b>	26.127	29.210	1'59.177	180,3	18:00'46.032

11° 99 P. GRASSIA (1'59.081)							
Lap	Seg.1	Seg.2	Seg.3	Seg.4	Lap Time	km/h	Local Time
1							17:30'22.477
2	1'17.431	30.223	28.311	31.073	2'47.038P	174,5	17:33'09.515
3	37.036	26.670	26.337	29.361	1'59.404	<b>183,1</b>	17:35'08.919
4	37.990	26.579	<b>26.234</b>	29.480	2'00.283	175,3	17:37'09.202
5	38.407	26.945	26.758	30.524	2'02.634	177,6	17:39'11.836
6	37.918	26.394	27.832	29.264	2'01.408	174,8	17:41'13.244
7	37.367	<b>26.140</b>	26.332	<b>29.242</b>	<b>1'59.081</b>	181,2	17:43'12.325
8	37.856	35.962	26.925	29.564	2'10.307	175,0	17:45'22.632
9	<b>36.945</b>	26.159	26.237	33.124	2'02.465P	181,5	17:47'25.097
10	3'35.191	26.295	26.240	29.316	4'57.042P	181,8	17:52'22.139

12° 27 F. ROVELLI (1'59.137)							
Lap	Seg.1	Seg.2	Seg.3	Seg.4	Lap Time	km/h	Local Time
1							17:30'35.405
2	1'55.408	27.594	27.293	29.502	3'19.797P	172,5	17:33'55.202
3	38.111	26.415	26.595	<b>29.157</b>	2'00.278	175,0	17:35'55.480
4	37.793	26.115	<b>26.263</b>	30.138	2'00.309	172,8	17:37'55.789
5	37.538	26.047	26.318	29.234	<b>1'59.137</b>	175,6	17:39'54.926
6	37.709	26.065	26.515	29.377	1'59.666	175,3	17:41'54.592
7	<b>37.341</b>	<b>25.951</b>	26.642	29.474	1'59.408	<b>180,0</b>	17:43'54.000

13° 79 C. TAYLOR (1'59.178)							
Lap	Seg.1	Seg.2	Seg.3	Seg.4	Lap Time	km/h	Local Time
1		28.602	27.751	30.946		173,6	17:32'22.349
2	37.545	27.949	26.863	29.999	2'02.356	182,1	17:34'24.705
3	37.478	26.683	26.818	29.990	2'00.969	<b>184,3</b>	17:36'25.674
4	37.240	26.209	26.725	29.605	1'59.779	183,7	17:38'25.453
5	37.213	27.225	27.275	37.695	2'09.408	183,7	17:40'34.861
6	37.597	26.371	27.186	35.215	2'06.369	180,3	17:42'41.230
7	37.556	26.240	26.799	29.746	2'00.341	179,4	17:44'41.571
8	37.738	27.753	32.409	39.727	2'17.627P	178,2	17:46'59.198
9	1'06.838	30.148	29.317	36.485	2'42.788P	155,2	17:49'41.986
10	1'11.246	26.877	26.991	29.896	2'35.010P	175,3	17:52'16.996
11	37.557	26.376	26.747	29.542	2'00.222	179,7	17:54'17.218
12	37.291	<b>26.068</b>	<b>26.499</b>	<b>29.320</b>	<b>1'59.178</b>	180,6	17:56'16.396
13	37.879	26.262	26.578	31.056	2'01.775	176,8	17:58'18.171
14	<b>37.042</b>	27.566	26.664	29.793	2'01.065	<b>184,3</b>	18:00'19.236

14° 22 M. KALININ (1'59.294)							
Lap	Seg.1	Seg.2	Seg.3	Seg.4	Lap Time	km/h	Local Time
1		30.216	28.847	34.380		174,8	17:32'28.878
2	38.715	29.334	29.243	29.983	2'07.275	168,5	17:34'36.153
3	37.492	26.588	<b>26.361</b>	29.716	2'00.157	<b>183,1</b>	17:36'36.310
4	37.355	26.680	26.725	29.600	2'00.360	181,5	17:38'36.670
5	37.864	26.882	27.508	30.043	2'02.297	176,2	17:40'38.967
6	37.678	26.585	27.108	33.230	2'04.601P	176,8	17:42'43.568
7	1'35.165	28.351	30.491	33.496	3'07.503P	174,5	17:45'51.071
8	42.230	28.232	30.231	30.430	2'11.123	162,7	17:48'02.194
9	37.308	26.674	26.874	29.945	2'00.801	<b>183,1</b>	17:50'02.995
10	38.548	27.238	26.760	31.614	2'04.160	172,5	17:52'07.155
11	37.626	27.182	29.829	32.077	2'06.714	180,9	17:54'13.869
12	38.130	29.123	26.562	29.770	2'03.585	174,2	17:56'17.454
13	37.246	<b>26.454</b>	26.632	30.938	2'01.270	182,1	17:58'18.724
14	<b>37.112</b>	26.633	26.490	<b>29.059</b>	<b>1'59.294</b>	181,2	18:00'18.018

15° 75 S. DEROUÉ (1'59.316)							
Lap	Seg.1	Seg.2	Seg.3	Seg.4	Lap Time	km/h	Local Time
1		28.035	27.884	30.963		175,6	17:32'21.447
2	37.791	28.210	27.082	29.747	2'02.830	184,6	17:34'24.277
3	37.664	26.541	26.837	29.643	2'00.685	180,9	17:36'24.962
4	<b>37.374</b>	<b>26.258</b>	<b>26.410</b>	<b>29.274</b>	<b>1'59.316</b>	181,2	17:38'24.278
5	38.201	26.899	30.816	34.712	2'10.628	176,2	17:40'34.906
6	37.776	26.798	26.776	34.703	2'06.053P	<b>184,9</b>	17:42'40.959
7	4'23.678	27.000	27.119	29.846	5'47.643P	173,9	17:48'28.602
8	38.275	26.670	27.217	30.545	2'02.707	176,2	17:50'31.309
9	38.003	26.441	26.807	31.513	2'02.764	178,2	17:52'34.073
10	38.036	26.499	27.319	29.925	2'01.779	177,3	17:54'35.852

16° 14 E. DE LA VEGA (1'59.342)							
Lap	Seg.1	Seg.2	Seg.3	Seg.4	Lap Time	km/h	Local Time
1							17:31'04.478
2	1'27.596	28.623	27.773	29.890	2'53.882P	171,7	17:33'58.360
3	37.906	26.759	27.089	29.489	2'01.243	175,0	17:35'59.603
4	37.665	26.713	26.788	29.336	2'00.502	175,0	17:38'00.105
5	37.612	26.456	30.135	34.188	2'08.391P	174,2	17:40'08.496
6	1'41.971	26.691	26.576	<b>29.056</b>	3'04.294P	169,8	17:43'12.790
7	37.421	26.271	27.675	34.338	2'05.705P	173,1	17:45'18.495

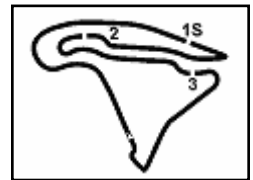
29/09/2017

P = Pits In/Out - C = Lap-Time Cancelled

These data/results cannot be reproduced, stored and/or transmitted in whole or in part by any manner of electronic, mechanical, photocopying, recording, broadcasting or otherwise now known or herein after developed without the previous express consent by the copyright owner, except for reproduction in daily press and regular printed publications on sale to the public within 60 days of the event related to those data/results and always provided that copyright symbol appears together as follows below.

© DORNA WSBK ORGANIZATION Srl 2017





## French Round, 29-30 September - 1 October 2017

### World Supersport 300 - Chronological Analysis Free Practice 2nd Session

Magny-Cours 4.411 m

3 / 5

17° 2 A. CARRASCO (1'59.803)								21° 84 M. CARBONERA (2'00.084)							
Lap	Seg.1	Seg.2	Seg.3	Seg.4	Lap Time	km/h	Local Time	Lap	Seg.1	Seg.2	Seg.3	Seg.4	Lap Time	km/h	Local Time
8	1'06.847	35.487	30.647	29.736	2'42.717P	139,2	17:48'01.212	7	38.053	26.503	26.793	29.762	2'01.111	175,3	17:44'51.278
9	<b>36.832</b>	26.648	26.495	29.442	1'59.417	181,8	17:50'00.629	8	37.732	26.522	26.959	30.989	2'02.202	177,0	17:46'53.480
10	42.774	26.109	<b>26.180</b>	30.908	2'05.971	175,3	17:52'06.600	9	38.163	26.619	26.644	<b>29.556</b>	2'00.982	175,9	17:48'54.462
11	38.880	27.259	30.528	29.241	2'05.908	170,6	17:54'12.508	10	38.421	26.701	1'02.414	1'11.545	3'19.081P	175,9	17:52'13.543
12	37.574	26.115	26.507	29.146	<b>1'59.342</b>	175,6	17:56'11.850	11	58.555	27.327	27.298	29.981	2'23.161P	146,3	17:54'36.704
13	37.169	<b>26.047</b>	27.014	36.258	2'06.488	177,9	17:58'18.338	12	37.677	27.202	26.758	3'11.668	4'43.305P	174,5	17:59'20.009
14	36.847	27.960	26.347	32.133	2'03.287	<b>182,7</b>	18:00'21.625								
18° 49 M. CARUSI (2'00.048)								22° 28 P. GIACOMINI (2'00.133)							
Lap	Seg.1	Seg.2	Seg.3	Seg.4	Lap Time	km/h	Local Time	Lap	Seg.1	Seg.2	Seg.3	Seg.4	Lap Time	km/h	Local Time
1		29.793	30.856	33.779		180,0	17:32'29.797	1		29.947	29.392	31.577		170,3	17:32'27.957
2	38.778	28.626	28.909	30.916	2'07.229	175,0	17:34'37.026	2	39.100	29.382	30.521	31.526	2'10.529	168,2	17:34'38.486
3	<b>37.193</b>	27.212	27.005	29.815	2'01.225	183,4	17:36'38.251	3	38.203	26.470	27.210	29.852	2'01.735	177,3	17:36'40.221
4	37.606	26.446	27.011	30.368	2'01.431	<b>184,9</b>	17:38'39.682	4	38.123	26.931	27.296	29.792	2'02.142	177,0	17:38'42.363
5	38.999	29.426	27.826	36.114	2'12.365P	177,0	17:40'52.047	5	37.950	<b>26.241</b>	26.902	33.925	2'05.018P	177,6	17:40'47.381
6	2'30.623	31.771	30.340	31.843	4'04.577P	148,1	17:44'56.624	6	2'09.032	39.459	30.257	32.386	3'51.134P	85,0	17:44'38.515
7	42.049	34.101	30.009	33.587	2'19.746P	153,8	17:47'16.370	7	39.928	28.652	27.666	29.998	2'06.244	166,4	17:46'44.759
8	1'36.383	28.011	34.107	30.819	3'09.320P	176,2	17:50'25.690	8	37.416	26.359	26.896	29.462	<b>2'00.133</b>	181,5	17:48'44.892
9	37.836	26.207	26.804	29.514	2'00.361	177,3	17:52'26.051	9	38.306	26.434	26.740	<b>29.375</b>	2'00.855	174,5	17:50'45.747
10	38.623	26.645	26.910	30.089	2'02.267	175,6	17:54'28.318	10	<b>37.098</b>	27.099	27.245	32.755	2'04.197	180,0	17:52'49.944
11	38.494	26.625	26.956	29.487	2'01.562	179,4	17:56'29.880	11	38.731	26.940	27.440	29.822	2'02.933	171,4	17:54'52.877
12	37.992	<b>26.098</b>	26.820	<b>29.449</b>	2'00.359	175,6	17:58'30.239	12	37.648	26.647	26.711	29.554	2'00.560	175,9	17:56'53.437
13	37.308	26.189	<b>26.743</b>	29.808	<b>2'00.048</b>	180,6	18:00'30.287	13	38.045	26.245	26.893	29.419	2'00.602	<b>182,4</b>	17:58'54.039
14								14	38.294	26.446	<b>26.612</b>	30.100	2'01.452	172,8	18:00'55.491
19° 23 M. BASTIANELLI (2'00.056)								23° 87 A. LICCIARDI (2'00.223)							
Lap	Seg.1	Seg.2	Seg.3	Seg.4	Lap Time	km/h	Local Time	Lap	Seg.1	Seg.2	Seg.3	Seg.4	Lap Time	km/h	Local Time
1		29.390	31.246	38.093		175,9	17:32'33.927	1		28.795	27.981	30.368		180,0	17:32'22.693
2	38.403	27.392	27.042	30.618	2'03.455	181,8	17:34'37.382	2	38.310	27.734	27.529	29.695	2'03.268	180,6	17:34'25.961
3	<b>37.126</b>	26.637	26.865	30.018	2'00.646	<b>186,2</b>	17:36'38.028	3	38.126	26.564	26.858	29.669	2'01.217	179,4	17:36'27.178
4	37.727	26.347	26.853	30.338	2'01.265	181,5	17:38'39.293	4	38.003	26.324	26.532	29.574	2'00.433	179,7	17:38'27.611
5	39.004	30.218	30.690	38.960	2'18.872P	178,5	17:40'58.165	5	38.198	26.722	26.915	31.651	2'03.486	174,5	17:40'31.097
6	2'21.673	34.219	35.673	35.830	4'07.395P	139,9	17:45'05.560	6	39.188	27.682	27.314	34.775	2'08.959P	170,1	17:42'40.056
7	1'14.373	40.059	31.018	30.702	2'56.152P	115,9	17:48'01.712	7	1'38.271	28.976	29.434	32.674	3'09.355P	163,6	17:45'49.411
8	37.757	30.702	31.488	40.727	2'20.674	182,4	17:50'22.386	8	39.014	32.261	31.280	30.853	2'13.408	169,8	17:48'02.819
9	37.978	26.553	26.682	29.781	2'00.994	180,3	17:52'23.380	9	39.014	32.261	31.280	30.853	2'13.408	169,8	17:48'02.819
10	37.751	26.655	26.895	29.855	2'01.156	177,9	17:54'24.536	10	37.879	27.742	30.035	35.972	2'11.628	180,9	17:50'14.447
11	37.772	26.472	26.865	29.782	2'00.891	178,8	17:56'25.427	11	39.907	28.585	27.276	30.085	2'05.853	163,6	17:52'20.300
12	37.573	<b>26.285</b>	<b>26.671</b>	<b>29.527</b>	<b>2'00.056</b>	178,8	17:58'25.483	12	<b>37.602</b>	26.319	26.830	29.864	2'00.615	<b>185,2</b>	17:54'20.915
13	37.564	31.607	26.980	36.310	2'12.461	179,1	18:00'37.944	13	38.165	26.629	26.623	29.574	2'00.991	181,8	17:56'21.906
14								14	37.969	26.554	26.485	29.521	2'00.529	177,9	17:58'22.435
20° 12 A. RUSMIPUTRO (2'00.060)								24° 54 H. CABUK (2'00.271)							
Lap	Seg.1	Seg.2	Seg.3	Seg.4	Lap Time	km/h	Local Time	Lap	Seg.1	Seg.2	Seg.3	Seg.4	Lap Time	km/h	Local Time
1		29.852	31.890	36.008		179,4	17:32'34.109	1		28.222	27.650	30.040		171,4	17:32'17.164
2	37.894	27.437	27.077	30.265	2'02.673	181,2	17:34'36.782	2	38.165	27.060	26.854	33.193	2'05.272	175,3	17:34'22.436
3	<b>37.349</b>	<b>26.491</b>	<b>26.519</b>	29.701	<b>2'00.060</b>	<b>184,3</b>	17:36'36.842	3	37.047	26.471	26.990	29.763	<b>2'00.271</b>	178,8	17:36'22.707
4	42.975	28.296	28.170	30.432	2'09.873	184,9	17:38'46.715	4	37.918	26.234	26.578	<b>29.717</b>	2'00.447	176,8	17:38'23.154
5	37.981	26.620	26.827	30.067	2'01.495	177,0	17:40'48.210								
6	38.041	26.777	27.112	30.027	2'01.957	175,9	17:42'50.167								

29/09/2017 P = Pits In/Out - C = Lap-Time Cancelled

These data/results cannot be reproduced, stored and/or transmitted in whole or in part by any manner of electronic, mechanical, photocopying, recording, broadcasting or otherwise now known or herein after developed without the previous express consent by the copyright owner, except for reproduction in daily press and regular printed publications on sale to the public within 60 days of the event related to those data/results and always provided that copyright symbol appears together as follows below.

© DORNA WSBK ORGANIZATION Srl 2017

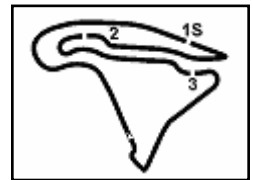
FICR PERUGIA TIMING



Official Tyre Supplier



Official Timekeeper



Magny-Cours 4.411 m

## French Round, 29-30 September - 1 October 2017

### World Supersport 300 - Chronological Analysis Free Practice 2nd Session

4 / 5

Lap	Seg.1	Seg.2	Seg.3	Seg.4	Lap Time	km/h	Local Time
5	40.436	27.595	29.420	34.592	2'12.043	179,7	17:40'35.197
6	37.879	26.549	26.970	30.037	2'01.435	<b>187,2</b>	17:42'36.632
7	37.507	26.198	<b>26.260</b>	30.470	2'00.435	175,6	17:44'37.067
8	45.324	26.256	26.671	30.039	2'08.290	171,2	17:46'45.357
9	<b>36.828</b>	<b>26.097</b>	26.326	1'15.459	2'44.710	179,1	17:49'30.067

25° 66 T. TAYLOR (2'00.524)							
Lap	Seg.1	Seg.2	Seg.3	Seg.4	Lap Time	km/h	Local Time
1		28.788	28.012	30.872		160,0	17:32'21.841
2	37.977	28.479	27.398	29.822	2'03.676	182,7	17:34'25.517
3	37.478	26.728	27.074	30.217	2'01.497	181,5	17:36'27.014
4	<b>37.408</b>	26.496	27.367	29.650	2'00.921	179,7	17:38'27.935
5	37.897	27.006	26.929	35.480	2'07.312P	175,6	17:40'35.247
6	6'33.010	27.351	27.381	29.890	7'57.632P	170,6	17:48'32.879
7	38.124	26.576	26.985	29.840	2'01.525	173,9	17:50'34.404
8	37.737	26.358	27.226	29.980	2'01.301	176,5	17:52'35.705
9	38.224	<b>26.320</b>	26.816	29.925	2'01.285	176,2	17:54'36.990
10	37.523	26.824	26.670	29.836	2'00.853	<b>183,1</b>	17:56'37.843
11	37.862	26.432	26.929	29.620	2'00.843	177,0	17:58'38.686
12	37.766	26.517	<b>26.627</b>	<b>29.614</b>	<b>2'00.524</b>	174,8	18:00'39.210

26° 35 A. TRIGLIA (2'00.781)							
Lap	Seg.1	Seg.2	Seg.3	Seg.4	Lap Time	km/h	Local Time
1		28.508	28.279	30.560		168,5	17:32'17.988
2	38.130	28.414	27.223	30.113	2'03.880	177,9	17:34'21.868
3	37.707	27.165	26.637	29.990	2'01.499	175,6	17:36'23.367
4	<b>37.632</b>	26.775	<b>26.562</b>	29.812	<b>2'00.781</b>	181,5	17:38'24.148
5	38.388	26.916	27.350	39.005	2'11.659P	175,6	17:40'35.807
6	1'53.431	26.629	27.401	31.901	3'19.362P	175,3	17:43'55.169
7	38.236	26.334	26.900	30.028	2'01.498	<b>183,1</b>	17:45'56.667
8	37.635	27.509	27.855	29.864	2'02.863	179,7	17:47'59.530
9	38.314	31.377	30.982	43.283	2'23.956	172,2	17:50'23.486
10	38.318	26.325	26.753	<b>29.716</b>	2'01.112	179,1	17:52'24.598
11	38.723	<b>26.277</b>	27.751	30.774	2'03.525	175,9	17:54'28.123
12	38.557	26.672			2'05.390	175,9	17:56'33.513
13	38.338	26.590	26.596	29.973	2'01.497	178,5	17:58'35.010
14	37.892	26.543	27.639	31.745	2'03.819	176,8	18:00'38.829

27° 130 R. FERREIRA (2'00.943)							
Lap	Seg.1	Seg.2	Seg.3	Seg.4	Lap Time	km/h	Local Time
1		29.737	28.592	30.634		161,0	17:32'23.254
2	38.478	27.356	27.545	31.606	2'04.985	179,7	17:34'28.239
3	38.261	26.795	27.452	30.129	2'02.637	177,3	17:36'30.876
4	38.038	26.510	27.313	30.100	2'01.961	177,3	17:38'32.837
5	38.004	26.777	28.150	30.968	2'03.899	<b>182,4</b>	17:40'36.736
6	38.383	26.855	27.060	30.265	2'02.563	175,9	17:42'39.299
7	38.292	26.572	27.075	30.099	2'02.038	177,3	17:44'41.337
8	38.182	26.808	27.031	30.279	2'02.300	178,5	17:46'43.637
9	38.488	26.952	27.080	29.741	2'02.261	173,6	17:48'45.898
10	38.138	<b>26.344</b>	27.142	29.756	2'01.380	176,2	17:50'47.278
11	38.187	26.673	27.165	30.058	2'02.083	176,2	17:52'49.361
12	39.333	26.679	27.199	30.049	2'03.260	174,2	17:54'52.621
13	<b>37.862</b>	26.641	27.142	29.717	2'01.362	178,8	17:56'53.983
14	37.885	26.696	<b>26.802</b>	<b>29.560</b>	<b>2'00.943</b>	179,4	17:58'54.926
15	38.184	26.428	26.908	29.837	2'01.357	175,0	18:00'56.283

28° 32 A. MUEL (2'00.951)							
Lap	Seg.1	Seg.2	Seg.3	Seg.4	Lap Time	km/h	Local Time
1		28.184	28.402	31.160		172,8	17:32'19.245
2	39.089	29.266	28.028	30.738	2'07.121	173,1	17:34'26.366
3	38.029	26.998	27.518	30.431	2'02.976	<b>180,6</b>	17:36'29.342
4	38.098	26.871	27.195	30.113	2'02.277	180,3	17:38'31.619
5	38.402	26.574	27.021	30.571	2'02.568	178,5	17:40'34.187
6	38.365	26.814	27.451	30.226	2'02.856	176,5	17:42'37.043

29° 17 G. NODERER (2'01.117)							
Lap	Seg.1	Seg.2	Seg.3	Seg.4	Lap Time	km/h	Local Time
1							17:29'55.783
2	1'40.803	30.165	29.980	30.963	3'11.911P	165,4	17:33'07.694
3	39.262	26.997	26.898	29.861	2'03.018	174,2	17:35'10.712
4	37.629	26.462	26.789	31.900	2'02.780	179,4	17:37'13.492
5	38.673	26.966	27.192	30.186	2'03.017	175,0	17:39'16.509
6	37.809	26.484	26.961	29.876	2'01.130	177,6	17:41'17.639
7	38.302	26.983	27.106	30.124	2'02.515	174,8	17:43'20.154
8	37.891	<b>26.422</b>	27.314	<b>29.780</b>	2'01.407	175,9	17:45'21.561
9	38.003	26.556	<b>26.676</b>	33.805	2'05.040P	<b>180,9</b>	17:47'26.601
10	1'12.941	27.359	26.798	29.953	2'37.051P	177,6	17:50'03.652
11	37.700	26.757	27.142	30.476	2'02.075	178,8	17:52'05.727
12	38.286	26.659	26.957	29.916	2'01.818	176,5	17:54'07.545
13	37.749	26.526	26.924	29.918	<b>2'01.117</b>	177,6	17:56'08.662
14	39.246	43.660	27.648	30.285	2'20.839	165,6	17:58'29.501
15	<b>37.613</b>	26.490	26.761	30.283	2'01.147	179,7	18:00'30.648

30° 53 V. GRIMOUX (2'01.404)							
Lap	Seg.1	Seg.2	Seg.3	Seg.4	Lap Time	km/h	Local Time
1							17:32'21.650
2	38.262	28.610	27.876	30.282	2'05.030	181,5	17:34'26.680
3	37.685	27.161	27.281	30.283	2'02.410	<b>182,1</b>	17:36'29.090
4	38.147	26.983	28.439	34.344	2'07.913P	177,6	17:38'37.003
5	3'53.115	27.207	27.796	30.234	5'18.352P	176,8	17:43'55.355
6	38.025	27.077	27.037	29.776	2'01.915	177,9	17:45'57.270
7	<b>37.522</b>	27.562	27.620	30.084	2'02.788	180,6	17:48'00.058
8	37.860	27.459	<b>26.932</b>	<b>29.679</b>	2'01.930	177,6	17:50'01.988
9	38.600	26.893	27.205	29.923	2'02.621	173,6	17:52'04.609
10	38.337	26.868	27.157	29.969	2'02.331	173,9	17:54'06.940
11	38.426	26.827	27.325	29.741	2'02.319	173,4	17:56'09.259
12	37.942	26.890	28.394	37.101	2'10.327	174,2	17:58'19.586
13	37.826	<b>26.730</b>	27.068	29.780	<b>2'01.404</b>	177,6	18:00'20.990

31° 121 K. PATOVA (2'01.587)							
Lap	Seg.1	Seg.2	Seg.3	Seg.4	Lap Time	km/h	Local Time
1		30.242	28.577	32.435		172,5	17:32'25.815
2	38.841	28.511	27.528	30.583	2'05.463	178,8	17:34'31.278
3	38.481	27.206	27.157	30.495	2'03.339	178,2	17:36'34.617
4	38.036	28.284	27.670	30.539	2'04.529	<b>180,9</b>	17:38'39.146
5	38.339	26.877	27.077	29.982	2'02.275	177,0	17:40'41.421
6	37.987	26.749	27.168	29.997	2'01.901	178,5	17:42'43.322
7	<b>37.979</b>	26.857	27.188	30.140	2'02.164	176,5	17:44'45.486
8	38.415	27.063	27.232	30.366	2'03.076	175,9	17:46'48.562
9	39.242	27.141	27.360	29.930	2'03.673	173,6	17:48'52.235
10	40.860	26.806	29.183	32.098	2'08.947	180,3	17:51'01.182
11	38.870	27.030			2'08.818P	179,7	17:53'10.000
12	1'06.397	27.672	27.359	30.622	2'32.050P	172,2	17:55'42.050
13	38.338	<b>26.565</b>	27.433	<b>29.657</b>	2'01.993	174,8	17:57'44.043
14	38.144	26.580	<b>27.047</b>	29.816	<b>2'01.587</b>	175,9	17:59'45.630
15	38.340	26.932	27.074	29.813	2'02.159	175,0	18:01'47.789

32° 7 N. SETTIMO (2'01.825)							
Lap	Seg.1	Seg.2	Seg.3	Seg.4	Lap Time	km/h	Local Time
1		29.802	28.657	32.707		173,9	17:32'26.302

29/09/2017

P = Pits In/Out - C = Lap-Time Cancelled

These data/results cannot be reproduced, stored and/or transmitted in whole or in part by any manner of electronic, mechanical, photocopying, recording, broadcasting or otherwise now known or herein after developed without the previous express consent by the copyright owner, except for reproduction in daily press and regular printed publications on sale to the public within 60 days of the event related to those data/results and always provided that copyright symbol appears together as follows below.

© DORNA WSBK ORGANIZATION Srl 2017

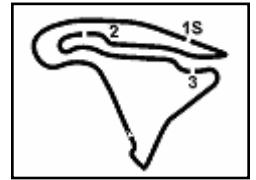
FICR PERUGIA TIMING



Official Tyre Supplier



Official Timekeeper



Magny-Cours 4.411 m

## French Round, 29-30 September - 1 October 2017

### World Supersport 300 - Chronological Analysis Free Practice 2nd Session

5 / 5

Lap	Seg.1	Seg.2	Seg.3	Seg.4	Lap Time	km/h	Local Time
2	38.433	28.607	27.934	30.579	2'05.553	179,1	17:34'31.855
3	38.002	27.497	27.166	30.862	2'03.527	180,6	17:36'35.382
4	<b>37.722</b>	27.033	<b>26.733</b>	30.337	<b>2'01.825</b>	178,8	17:38'37.207
5	38.095	27.027	27.132	30.586	2'02.840	177,0	17:40'40.047
6	38.255	<b>26.880</b>	27.280	30.343	2'02.758	175,9	17:42'42.805
7	38.548	27.082	27.225	30.220	2'03.075	177,6	17:44'45.880
8	38.088	27.253	27.294	30.347	2'02.982	<b>180,9</b>	17:46'48.862
9	39.270	27.056	27.458	<b>30.048</b>	2'03.832	176,5	17:48'52.694
10	40.938	26.898	29.374	31.655	2'08.865	177,9	17:51'01.559
11	38.459	27.200	27.869	31.190	2'04.718	175,9	17:53'06.277
12	40.497	27.942	28.489	35.220	2'12.148P	171,2	17:55'18.425
13	1'18.419	29.154	28.356	33.184	2'49.113P	170,1	17:58'07.538
14	40.359	28.162	28.658	31.991	2'09.170	170,6	18:00'16.708
<b>37° 62 J. SCHULTZ (2'04.348)</b>							
Lap	Seg.1	Seg.2	Seg.3	Seg.4	Lap Time	km/h	Local Time
1							17:30'09.670
2	1'05.917	30.554	29.136	32.345	2'37.952P	160,7	17:32'47.622
3	40.399	28.325	28.212	31.114	2'08.050	166,9	17:34'55.672
4	40.272	28.125	28.395	35.916	2'12.708	165,4	17:37'08.380
5	39.573	27.458	27.932	30.840	2'05.803	175,3	17:39'14.183
6	38.930	<b>27.173</b>	27.669	30.857	2'04.629	170,6	17:41'18.812
7	39.048	27.257	<b>27.573</b>	<b>30.535</b>	2'04.413	170,6	17:43'23.225
8	38.880	27.194	27.637	30.637	<b>2'04.348</b>	169,5	17:45'27.573
9	39.706	28.108	28.770	34.769	2'11.353P	165,9	17:47'38.926
10	2'45.556	41.327	28.531	31.292	4'26.706P	152,1	17:52'05.632
11	<b>38.818</b>	27.946	28.173	37.916	2'12.853P	<b>178,2</b>	17:54'18.485
12	1'28.503	28.491	28.093	31.750	2'56.837P	170,1	17:57'15.322
13	39.817	27.349	27.638	30.816	2'05.620	170,1	17:59'20.942
14	39.658	27.380	27.709	31.195	2'05.942	168,8	18:01'26.884
<b>33° 57 D. DA-RÉ (2'01.856)</b>							
Lap	Seg.1	Seg.2	Seg.3	Seg.4	Lap Time	km/h	Local Time
1		30.149	29.964	31.398		173,4	17:32'26.663
2	38.412	28.535	27.905	30.726	2'05.578	<b>180,6</b>	17:34'32.241
3	38.834	27.329	27.451	30.701	2'04.315	175,9	17:36'36.556
4	<b>38.265</b>	26.955	27.409	30.390	2'03.019	177,9	17:38'39.575
5	38.552	27.315	27.429	33.611	2'06.907P	178,8	17:40'46.482
6	2'51.012	27.338	27.712	30.608	4'16.670P	168,0	17:45'03.152
7	39.435	26.922	27.386	30.176	2'03.919	169,0	17:47'07.071
8	38.907	26.899	27.266	30.194	2'03.266	170,6	17:49'10.337
9	38.651	<b>26.797</b>	27.016	<b>29.851</b>	2'02.315	171,2	17:51'12.652
10	38.599	26.939	27.031	30.108	2'02.677	171,4	17:53'15.329
11	39.676	27.029	27.443	32.902	2'07.050P	170,6	17:55'22.379
12	1'41.538	27.157	27.175	29.923	3'05.793P	176,2	17:58'28.172
13	38.312	26.820	<b>26.853</b>	29.871	<b>2'01.856</b>	172,8	18:00'30.028
<b>34° 58 T. FINOCCHIARO (2'02.159)</b>							
Lap	Seg.1	Seg.2	Seg.3	Seg.4	Lap Time	km/h	Local Time
1		30.213	28.581	32.099		163,4	17:32'22.414
2	38.660	28.293	27.422	31.999	2'06.374	<b>180,9</b>	17:34'28.788
3	39.089	27.621	27.803	30.691	2'05.204	173,9	17:36'33.992
4	39.142	27.704	27.328	30.702	2'04.876	173,9	17:38'38.868
5	38.734	27.434	27.581	31.786	2'05.535	179,1	17:40'44.403
6	40.151	27.771	27.664	34.512	2'10.098P	169,3	17:42'54.501
7	1'25.089	29.290	29.384	31.685	2'55.448P	172,0	17:45'49.949
8	38.496	33.223	29.573	31.934	2'13.226	174,5	17:48'03.175
9	38.188	28.005	28.132	30.382	2'04.707	179,1	17:50'07.882
10	38.981	28.472	27.604	31.260	2'06.317	172,5	17:52'14.199
11	39.215	27.947	27.054	30.377	2'04.593	169,8	17:54'18.792
12	38.999	27.415	<b>26.761</b>	30.468	2'03.643	171,4	17:56'22.435
13	<b>37.925</b>	<b>27.204</b>	26.895	<b>30.135</b>	<b>2'02.159</b>	177,9	17:58'24.594
14	38.705	27.291	27.163	30.254	2'03.413	175,0	18:00'28.007
<b>35° 19 E. ROVELLI (2'03.105)</b>							
Lap	Seg.1	Seg.2	Seg.3	Seg.4	Lap Time	km/h	Local Time
1							17:30'28.247
2	1'10.203	29.443	28.402	30.995	2'39.043P	173,9	17:33'07.290
3	39.670	27.650	27.360	32.201	2'06.881	172,8	17:35'14.171
4	39.972	28.348	27.597	35.617	2'11.534P	160,7	17:37'25.705
5	1'47.704	28.157	27.668	31.290	3'14.819P	171,7	17:40'40.524
6	38.934	27.049	<b>27.130</b>	<b>30.323</b>	2'03.436	<b>183,1</b>	17:42'43.960
7	38.566	26.958	27.485	30.801	2'03.810	176,8	17:44'47.770
8	38.754	26.938	27.217	33.577	2'06.486	175,9	17:46'54.256
9	39.266	28.194	29.129	37.010	2'13.599P	174,5	17:49'07.855
10	2'02.924	27.538	32.100	30.781	3'33.343P	177,0	17:52'41.198
11	39.599	27.823	27.472	32.483	2'07.377	175,0	17:54'48.575
12	<b>38.300</b>	27.143	27.479	31.322	2'04.244	177,6	17:56'52.819
13	38.591	26.963	27.428	30.516	2'03.498	175,0	17:58'56.317
14	38.380	<b>26.826</b>	27.316	30.583	<b>2'03.105</b>	176,2	18:00'59.422
<b>36° 9 R. DOORAKKERS (2'03.512)</b>							

29/09/2017

P = Pits In/Out - C = Lap-Time Cancelled

These data/results cannot be reproduced, stored and/or transmitted in whole or in part by any manner of electronic, mechanical, photocopying, recording, broadcasting or otherwise now known or herein after developed without the previous express consent by the copyright owner, except for reproduction in daily press and regular printed publications on sale to the public within 60 days of the event related to those data/results and always provided that copyright symbol appears together as follows below.

© DORNA WSBK ORGANIZATION Srl 2017

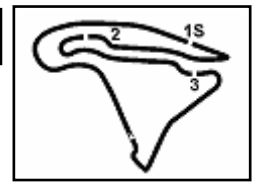
FICR PERUGIA TIMING



Official Tyre Supplier



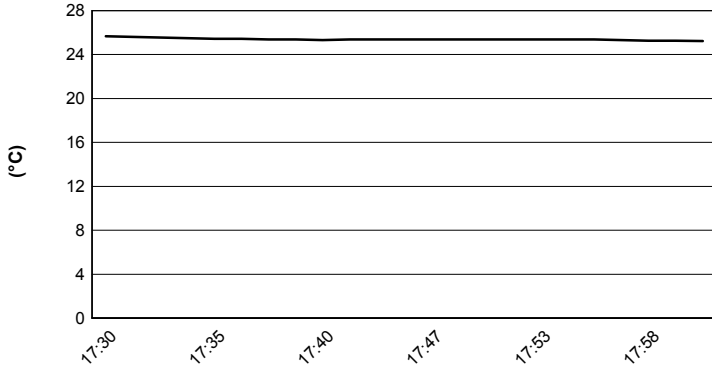
Official Timekeeper



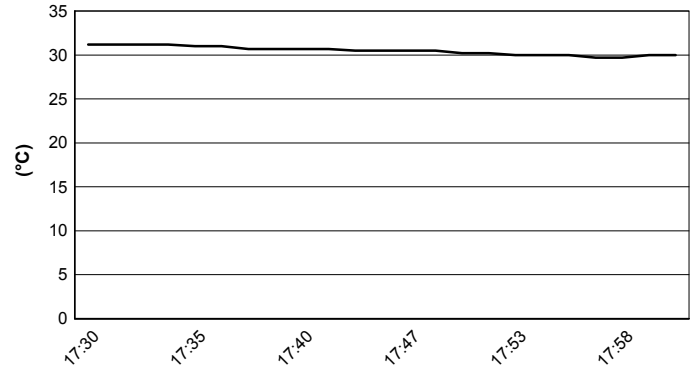
Magny-Cours 4.411 m

**French Round, 29-30 September - 1 October 2017**  
**World Supersport 300 - Weather Report Free Practice 2nd Session**  
 Session started 17:30 - Session ended 18:01

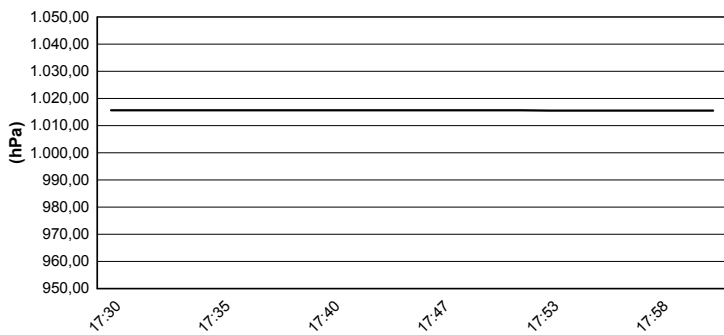
**Air Temperature**



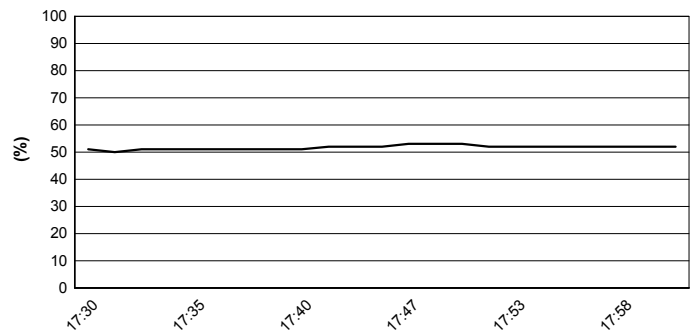
**Track Temperature**



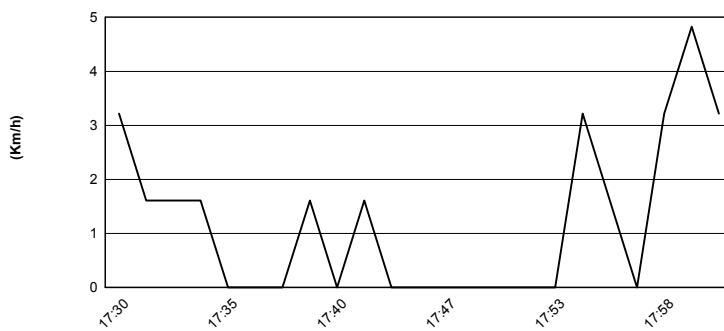
**Air Pressure**



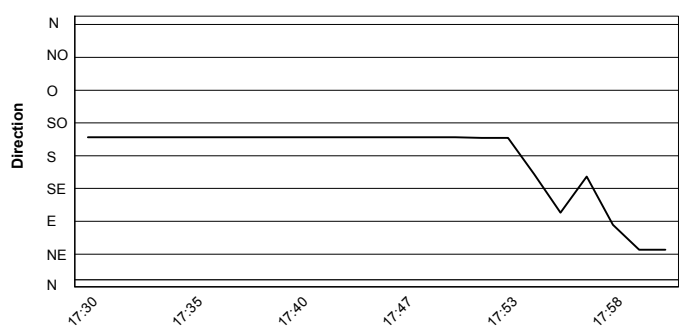
**Humidity**



**Wind Speed**



**Wind Direction**



29/09/2017

These data/results cannot be reproduced, stored and/or transmitted in whole or in part by any manner of electronic, mechanical, photocopying, recording, broadcasting or otherwise now known or herein after developed without the previous express consent by the copyright owner, except for reproduction in daily press and regular printed publications on sale to the public within 60 days of the event related to those data/results and always provided that copyright symbol appears together as follows below.

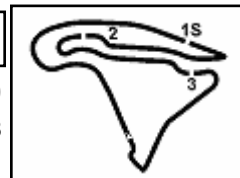
© DORNA WSBK ORGANIZATION Srl 2017



Official Tyre Supplier



Official Timekeeper



Magny-Cours 4.411 m

**French Round, 29-30 September - 1 October 2017**
**World Supersport 300 - Superpoles Entry List**
**Superpole 1**

FPs Pos	No. Rider	Nat	Team	Bike	Time
11	<b>84 M. CARBONERA</b>	ITA	SK Racing	Yamaha YZF-R3	<b>1'58.621</b>
12	<b>80 A. PONTONE</b>	ITA	IODARacing	Yamaha YZF-R3	<b>1'58.675</b>
13	<b>18 A. MURLEY</b>	GBR	Team Toth	Yamaha YZF-R3	<b>1'58.733</b>
14	<b>20 D. LOUREIRO</b>	RSA	DS Junior Team	Yamaha YZF-R3	<b>1'58.893</b>
15	<b>27 F. ROVELLI</b>	ITA	ParkinGO DS Junior Team	Yamaha YZF-R3	<b>1'59.137</b>
16	<b>79 C. TAYLOR</b>	GBR	MTM HS Kawasaki	Kawasaki Ninja 300	<b>1'59.178</b>
17	<b>54 H. CABUK</b>	TUR	Kawasaki Puccetti Racing	Kawasaki Ninja 300	<b>1'59.204</b>
18	<b>22 M. KALININ</b>	UKR	Team MOTOXRACING	Yamaha YZF-R3	<b>1'59.294</b>
19	<b>23 M. BASTIANELLI</b>	ITA	3570 Made in CIV	Kawasaki Ninja 300	<b>1'59.780</b>
20	<b>2 A. CARRASCO</b>	ESP	ETG Racing	Kawasaki Ninja 300	<b>1'59.803</b>
21	<b>49 M. CARUSI</b>	ITA	3570 Made in CIV	Kawasaki Ninja 300	<b>2'00.048</b>
22	<b>12 A. RUSMIPUTRO</b>	INA	Pertamina Almeria Racing Team	Yamaha YZF-R3	<b>2'00.060</b>
23	<b>28 P. GIACOMINI</b>	ITA	Terra e Moto	Yamaha YZF-R3	<b>2'00.133</b>
24	<b>87 A. LICCIARDI</b>	BEL	Team Trasimeno	Yamaha YZF-R3	<b>2'00.223</b>
25	<b>66 T. TAYLOR</b>	GBR	Hel Performance - Benjan Racing	Kawasaki Ninja 300	<b>2'00.524</b>
26	<b>53 V. GRIMOUX</b>	FRA	Team Toth	Yamaha YZF-R3	<b>2'00.579</b>
27	<b>35 A. TRIGLIA</b>	ITA	Scuderia Maranga Racing	Honda CBR500R	<b>2'00.781</b>
28	<b>130 R. FERREIRA</b>	BRA	Kallio Racing	Yamaha YZF-R3	<b>2'00.943</b>
29	<b>32 A. MUEL</b>	FRA	Team MOTOXRACING	Yamaha YZF-R3	<b>2'00.951</b>
30	<b>17 G. NODERER</b>	GER	Scuderia Maranga Racing	Honda CBR500R	<b>2'01.117</b>
31	<b>121 K. PATOVA</b>	FIN	Kallio Racing	Yamaha YZF-R3	<b>2'01.587</b>
32	<b>7 N. SETTIMO</b>	ITA	2R Road Racing	Yamaha YZF-R3	<b>2'01.825</b>
33	<b>57 D. DA-RÉ</b>	FRA	WBY Racing Team	Yamaha YZF-R3	<b>2'01.856</b>
34	<b>58 T. FINOCCHIARO</b>	GBR	2R Road Racing	Yamaha YZF-R3	<b>2'02.159</b>
35	<b>9 R. DOORAKKERS</b>	NED	MVR Racing	Yamaha YZF-R3	<b>2'02.971</b>
36	<b>19 E. ROVELLI</b>	ITA	ParkinGO DS Junior Team	Yamaha YZF-R3	<b>2'03.105</b>
37	<b>62 J. SCHULTZ</b>	RSA	BWG Racing-Grimaldi	Kawasaki Ninja 300	<b>2'04.348</b>

**Superpole 2**

FPs Pos	No. Rider	Nat	Team	Bike	Time
1	<b>41 M. GARCIA</b>	ESP	Halcourier Racing	Yamaha YZF-R3	<b>1'57.079</b>
2	<b>15 A. COPPOLA</b>	ITA	SK Racing	Yamaha YZF-R3	<b>1'57.413</b>
3	<b>33 D. VALLE</b>	ESP	Halcourier Racing	Yamaha YZF-R3	<b>1'57.516</b>
4	<b>88 M. PEREZ</b>	ESP	WILSport Racedays	Honda CBR500R	<b>1'57.936</b>
5	<b>6 R. SCHOTMAN</b>	NED	GRT Yamaha WorldSSP300 Team	Yamaha YZF-R3	<b>1'57.965</b>
6	<b>75 S. DEROUÉ</b>	NED	MTM HS Kawasaki	Kawasaki Ninja 300	<b>1'58.000</b>
7	<b>99 P. GRASSIA</b>	ITA	3ENNE#Racing - Chiodo Moto	Honda CBR500R	<b>1'58.081</b>
8	<b>13 J. FACCO</b>	ITA	SK Racing	Yamaha YZF-R3	<b>1'58.263</b>
9	<b>25 B. SÁNCHEZ</b>	ESP	Halcourier Racing	Yamaha YZF-R3	<b>1'58.421</b>
10	<b>14 E. DE LA VEGA</b>	FRA	GRT Yamaha WorldSSP300 Team	Yamaha YZF-R3	<b>1'58.473</b>

 \*  
\*

\* These positions are assigned to the 1st and 2nd rider classified in Superpole 1

29/09/2017 1:

These data/results cannot be reproduced, stored and/or transmitted in whole or in part by any manner of electronic, mechanical, photocopying, recording, broadcasting or otherwise now known or herein after developed without the previous express consent by the copyright owner, except for reproduction in daily press and regular printed publications on sale to the public within 60 days of the event related to those data/results and always provided that copyright symbol appears together as follows below.

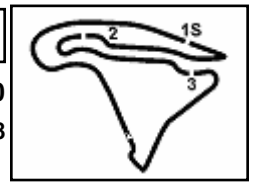
© DORNA WSBK ORGANIZATION Srl 2017

**FIAT PERUGIA TIMING**


Official Tyre Supplier



Official Timekeeper



Magny-Cours 4.411 m

## French Round, 29-30 September - 1 October 2017

### World Supersport 300 - Best Laps & Speeds

1 / 2

No.	Rider		Best Lap	FP1		FP2			
	Nat	Bike		laps	speed	laps	speed		
1	41	M. GARCIA	1'57.079	1'57.286	186,5	15	186,5	1'57.079	180,0
		ESP Yamaha YZF-R3	29	186,5	15	186,5	14	180,0	
2	15	A. COPPOLA	1'57.413	1'57.413	186,5	13	186,5	1'57.796	186,2
		ITA Yamaha YZF-R3	26	186,5	13	186,5	13	186,2	
3	33	D. VALLE	1'57.516	1'58.523	185,2	15	185,2	1'57.516	183,9
		ESP Yamaha YZF-R3	28	185,2	15	185,2	13	183,9	
4	88	M. PEREZ	1'57.936	1'58.589	183,9	13	183,9	1'57.936	183,6
		ESP Honda CBR500R	24	183,9	13	183,9	11	183,6	
5	6	R. SCHOTMAN	1'57.965	1'58.247	186,2	14	183,0	1'57.965	186,2
		NED Yamaha YZF-R3	29	186,2	14	183,0	15	186,2	
6	75	S. DEROUÉ	1'58.000	1'58.000	191,8	12	191,8	1'59.316	184,9
		NED Kawasaki Ninja 300	21	191,8	12	191,8	9	184,9	
7	99	P. GRASSIA	1'58.081	1'58.081	188,8	11	188,8	1'59.081	183,0
		ITA Honda CBR500R	20	188,8	11	188,8	9	183,0	
8	13	J. FACCO	1'58.263	1'59.127	188,8	12	188,8	1'58.263	187,1
		ITA Yamaha YZF-R3	25	188,8	12	188,8	13	187,1	
9	25	B. SÁNCHEZ	1'58.421	1'58.421	185,5	15	185,5	1'58.797	184,9
		ESP Yamaha YZF-R3	28	185,5	15	185,5	13	184,9	
10	14	E. DE LA VEGA	1'58.473	1'58.473	185,8	13	185,8	1'59.342	182,7
		FRA Yamaha YZF-R3	26	185,8	13	185,8	13	182,7	
11	84	M. CARBONERA	1'58.621	1'58.621	188,4	12	188,4	2'00.084	182,4
		ITA Yamaha YZF-R3	25	188,4	12	188,4	13	182,4	
12	80	A. PONTONE	1'58.675	1'58.867	186,2	14	186,2	1'58.675	182,4
		ITA Yamaha YZF-R3	28	186,2	14	186,2	14	182,4	
13	18	A. MURLEY	1'58.733	1'58.733	185,8	12	183,6	1'58.988	185,8
		GBR Yamaha YZF-R3	24	185,8	12	183,6	12	185,8	
14	20	D. LOUREIRO	1'58.893	1'59.105	183,9	14	181,5	1'58.893	183,9
		RSA Yamaha YZF-R3	26	183,9	14	181,5	12	183,9	
15	27	F. ROVELLI	1'59.137	1'59.747	181,2	13	181,2	1'59.137	180,0
		ITA Yamaha YZF-R3	26	181,2	13	181,2	13	180,0	
16	79	C. TAYLOR	1'59.178	1'59.556	185,5	13	185,5	1'59.178	184,3
		GBR Kawasaki Ninja 300	26	185,5	13	185,5	13	184,3	
17	54	H. CABUK	1'59.204	1'59.204	187,1	13	182,7	2'00.271	187,1
		TUR Kawasaki Ninja 300	21	187,1	13	182,7	8	187,1	
18	22	M. KALININ	1'59.294	2'01.407	183,0	13	177,9	1'59.294	183,0
		UKR Yamaha YZF-R3	26	183,0	13	177,9	13	183,0	
19	23	M. BASTIANELLI	1'59.780	1'59.780	186,2	13	184,3	2'00.056	186,2
		ITA Kawasaki Ninja 300	25	186,2	13	184,3	12	186,2	
20	2	A. CARRASCO	1'59.803	2'00.434	185,2	15	185,2	1'59.803	184,3
		ESP Kawasaki Ninja 300	27	185,2	15	185,2	12	184,3	

29/09/2017

These data/results cannot be reproduced, stored and/or transmitted in whole or in part by any manner of electronic, mechanical, photocopying, recording, broadcasting or otherwise now known or herein after developed without the previous express consent by the copyright owner, except for reproduction in daily press and regular printed publications on sale to the public within 60 days of the event related to those data/results and always provided that copyright symbol appears together as follows below.

© DORNA WSBK ORGANIZATION Srl 2017

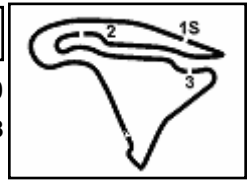
FICR PERUGIA TIMING



Official Tyre Supplier



Official Timekeeper



Magny-Cours 4.411 m

## French Round, 29-30 September - 1 October 2017

### World Supersport 300 - Best Laps & Speeds

2 / 2

No.	Rider		Best Lap	FP1		FP2	
	Nat	Bike		laps	speed	laps	speed
21	49	M. CARUSI	2'00.048	2'01.409	2'00.048		
	ITA	Kawasaki Ninja 300	25 184,9	13 184,3	12 184,9		
22	12	A. RUSMIPUTRO	2'00.060	2'00.505	2'00.060		
	INA	Yamaha YZF-R3	24 184,3	13 182,7	11 184,3		
23	28	P. GIACOMINI	2'00.133	2'00.939	2'00.133		
	ITA	Yamaha YZF-R3	27 186,2	14 186,2	13 182,4		
24	87	A. LICCIARDI	2'00.223	2'00.633	2'00.223		
	BEL	Yamaha YZF-R3	27 185,2	14 182,1	13 185,2		
25	66	T. TAYLOR	2'00.524	2'01.083	2'00.524		
	GBR	Kawasaki Ninja 300	24 183,6	13 183,6	11 183,0		
26	53	V. GRIMOUX	2'00.579	2'00.579	2'01.404		
	FRA	Yamaha YZF-R3	25 182,1	13 179,7	12 182,1		
27	35	A. TRIGLIA	2'00.781	2'02.579	2'00.781		
	ITA	Honda CBR500R	24 183,0	11 180,9	13 183,0		
28	130	R. FERREIRA	2'00.943	2'02.675	2'00.943		
	BRA	Yamaha YZF-R3	28 182,4	14 182,1	14 182,4		
29	32	A. MUEL	2'00.951	2'02.605	2'00.951		
	FRA	Yamaha YZF-R3	24 183,0	11 183,0	13 180,6		
30	17	G. NODERER	2'01.117	2'01.180	2'01.117		
	GER	Honda CBR500R	28 184,3	14 184,3	14 180,9		
31	121	K. PATOVA	2'01.587	2'01.989	2'01.587		
	FIN	Yamaha YZF-R3	28 183,3	14 183,3	14 180,9		
32	7	N. SETTIMO	2'01.825	2'02.816	2'01.825		
	ITA	Yamaha YZF-R3	27 183,0	14 183,0	13 180,9		
33	57	D. DA-RÉ	2'01.856	2'03.015	2'01.856		
	FRA	Yamaha YZF-R3	24 182,7	12 182,7	12 180,6		
34	58	T. FINOCCHIARO	2'02.159	2'03.401	2'02.159		
	GBR	Yamaha YZF-R3	26 180,9	13 177,9	13 180,9		
35	9	R. DOORAKKERS	2'02.971	2'02.971	2'03.512		
	NED	Yamaha YZF-R3	17 182,1	9 182,1	8 181,2		
36	19	E. ROVELLI	2'03.105	2'03.922	2'03.105		
	ITA	Yamaha YZF-R3	26 183,0	13 180,0	13 183,0		
37	62	J. SCHULTZ	2'04.348	2'06.258	2'04.348		
	RSA	Kawasaki Ninja 300	25 178,2	12 176,4	13 178,2		

29/09/2017

These data/results cannot be reproduced, stored and/or transmitted in whole or in part by any manner of electronic, mechanical, photocopying, recording, broadcasting or otherwise now known or herein after developed without the previous express consent by the copyright owner, except for reproduction in daily press and regular printed publications on sale to the public within 60 days of the event related to those data/results and always provided that copyright symbol appears together as follows below.

© DORNA WSBK ORGANIZATION Srl 2017

FICR PERUGIA TIMING



Official Tyre Supplier



Official Timekeeper