

French Round, 29-30 September - 1 October 2017

World Supersport 300 - Chronological Analysis Free Practice 2nd Session

Magny-Cours 4.411 m

1 / 5

1° 41 M. GARCIA (1'57.079)							
Lap	Seg.1	Seg.2	Seg.3	Seg.4	Lap Time	km/h	Local Time
1							17:31'15.835
2	1'14.826	27.617	26.845	29.557	2'38.845P	172,5	17:33'54.680
3	37.750	26.070	26.442	29.141	1'59.403	174,5	17:35'54.083
4	37.364	26.005	26.460	29.051	1'58.880	179,7	17:37'52.963
5	37.674	25.939	26.217	28.951	1'58.781	174,5	17:39'51.744
6	37.322	25.739	26.243	28.857	1'58.161	175,3	17:41'49.905
7	37.215	25.606	26.251	28.872	1'57.944	175,3	17:43'47.849
8	37.011	26.031	28.132	33.577	2'04.751P	178,2	17:45'52.600
9	56.706	26.329	26.776	31.395	2'21.206P	174,5	17:48'13.806
10	37.235	28.775	41.211	41.252	2'28.473	179,1	17:50'42.279
11	37.556	33.533			2'20.269	177,3	17:53'02.548
12	39.786	26.700	26.311	28.934	2'01.731	168,8	17:55'04.279
13	37.049	26.768	26.108	29.102	1'59.027	178,5	17:57'03.306
14	37.149	25.617	25.915	28.685	1'57.366	178,5	17:59'00.672
15	36.835	25.676	25.851	28.717	1'57.079	180,0	18:00'57.751

5° 6 R. SCHOTMAN (1'57.965)							
Lap	Seg.1	Seg.2	Seg.3	Seg.4	Lap Time	km/h	Local Time
1							17:29'47.058
2	1'16.087	28.599	29.175	31.753	2'45.614P	173,9	17:32'32.672
3	37.973	27.460	27.710	29.747	2'02.890	178,2	17:34'35.562
4	37.118	26.044	26.584	29.424	1'59.170	180,3	17:36'34.732
5	37.493	26.140	26.309	29.089	1'59.031	176,8	17:38'33.763
6	36.931	26.109	26.123	30.080	1'59.243	181,2	17:40'33.006
7	37.768	26.776	27.079	30.088	2'01.711	176,2	17:42'34.717
8	38.443	29.796	26.918	32.790	2'07.947	170,6	17:44'42.664
9	36.914	26.196	26.534	29.266	1'58.910	186,2	17:46'41.574
10	37.463	26.174	26.366	29.318	1'59.321	178,8	17:48'40.895
11	38.363	28.473	26.965	29.968	2'03.769	166,9	17:50'44.664
12	36.601	25.962	26.297	29.133	1'57.993	183,7	17:52'42.657
13	38.356	27.722	29.476	30.522	2'06.076	171,7	17:54'48.733
14	37.458	25.912	26.191	29.360	1'58.921	176,2	17:56'47.654
15	37.399	26.031	26.440	30.192	2'00.062	176,5	17:58'47.716
16	36.780	26.001	26.141	29.043	1'57.965	178,5	18:00'45.681

6° 13 J. FACCO (1'58.263)							
Lap	Seg.1	Seg.2	Seg.3	Seg.4	Lap Time	km/h	Local Time
1							17:31'50.372
2	1'00.898	29.883	27.751	31.968	2'30.500P	172,2	17:34'20.872
3	38.028	26.833	26.992	30.151	2'02.004	173,4	17:36'22.876
4	37.715	26.781	26.532	30.813	2'01.841	175,0	17:38'24.717
5	37.912	28.819	30.025	34.886	2'11.642	184,0	17:40'36.359
6	36.924	26.827	26.897	35.796	2'06.444P	187,2	17:42'42.803
7	1'34.355	26.622	28.193	31.722	3'00.892P	173,6	17:45'43.695
8	41.170	34.210	33.907	30.985	2'20.272	116,3	17:48'03.967
9	37.054	31.224	35.639	33.862	2'17.779	186,2	17:50'21.746
10	36.986	25.868	26.085	29.324	1'58.263	183,4	17:52'20.009
11	37.142	26.661	26.415	29.328	1'59.546	181,2	17:54'19.555
12	39.285	27.010	26.809	29.896	2'03.000	165,1	17:56'22.555
13	37.282	26.693	27.042	29.476	2'00.493	179,7	17:58'23.048
14	37.367	26.583	26.442	29.517	1'59.909	182,4	18:00'22.957

7° 80 A. PONTONE (1'58.675)							
Lap	Seg.1	Seg.2	Seg.3	Seg.4	Lap Time	km/h	Local Time
1							17:29'55.078
2	1'43.397	31.811	28.399	30.400	3'14.007P	174,8	17:33'09.085
3	37.569	26.706	26.668	29.632	2'00.575	181,5	17:35'09.660
4	37.475	26.598	26.412	29.470	1'59.955	178,5	17:37'09.615
5	37.847	26.318	26.726	32.574	2'03.465	177,0	17:39'13.080
6	37.329	26.334	26.642	30.957	2'01.262	178,8	17:41'14.342
7	37.670	26.451	26.683	36.369	2'07.173P	176,5	17:43'21.515
8	56.144	31.070	31.235	37.984	2'36.433P	168,0	17:45'57.948
9	37.574	27.238	28.518	33.778	2'07.108	180,0	17:48'05.056
10	37.561	29.619	35.330	33.550	2'16.060	180,3	17:50'21.116
11	37.672	26.213	26.142	29.334	1'59.361	178,8	17:52'20.477
12	37.403	26.644	27.234	30.351	2'01.632	180,0	17:54'22.109
13	36.903	26.290	26.296	29.186	1'58.675	182,4	17:56'20.784
14	37.546	26.184	26.556	32.155	2'02.441	177,9	17:58'23.225
15	37.222	26.391	26.410	29.058	1'59.081	176,8	18:00'22.306

8° 25 B. SÁNCHEZ (1'58.797)							
Lap	Seg.1	Seg.2	Seg.3	Seg.4	Lap Time	km/h	Local Time
1							17:31'13.607
2	1'18.279	31.382	27.921	29.928	2'47.510P	176,2	17:34'01.117
3	37.952	26.552	27.106	29.499	2'01.109	175,3	17:36'02.226
4	37.810	26.661	26.771	29.403	2'00.645	175,9	17:38'02.871
5	37.703	26.446	26.917	33.883	2'04.949P	174,5	17:40'07.820

2° 33 D. VALLE (1'57.516)							
Lap	Seg.1	Seg.2	Seg.3	Seg.4	Lap Time	km/h	Local Time
1							17:31'16.887
2	1'15.261	1'22.068	28.814	1'11.137	4'17.280P	172,0	17:35'34.167
3	56.823	27.032	26.360	29.432	2'19.647P	167,4	17:37'53.814
4	37.709	26.144	26.371	29.141	1'59.365	176,5	17:39'53.179
5	37.489	26.231	27.787	29.596	2'01.103	176,2	17:41'54.282
6	37.684	26.081	26.827	29.580	2'00.172	182,4	17:43'54.454
7	37.382	26.321	26.718	31.207	2'01.628P	177,3	17:45'56.082
8	53.971	26.365	26.382	31.377	2'18.095P	176,8	17:48'14.177
9	36.963	28.901	41.083	42.964	2'29.911	178,5	17:50'44.088
10	37.229	32.369			2'18.701	184,0	17:53'02.789
11	39.615	26.836	26.345	29.105	2'01.901	167,4	17:55'04.690
12	36.730	26.803	26.205	29.139	1'58.877	183,1	17:57'03.567
13	36.957	25.737	25.979	28.843	1'57.516	181,8	17:59'01.083
14	36.718	25.649	25.870	29.381	1'57.618	183,4	18:00'58.701

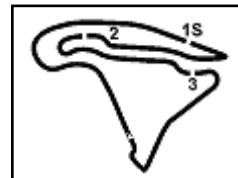
3° 15 A. COPPOLA (1'57.796)							
Lap	Seg.1	Seg.2	Seg.3	Seg.4	Lap Time	km/h	Local Time
1							17:31'47.151
2	1'04.269	29.551	27.646	31.931	2'33.397P	158,6	17:34'20.548
3	38.213	26.661	28.403	32.715	2'05.992	173,1	17:36'26.540
4	36.909	26.153	26.332	29.036	1'58.430	184,3	17:38'24.970
5	37.525	28.134	30.658	34.314	2'10.631	175,9	17:40'35.601
6	37.391	26.051	26.492	38.600	2'08.534P	186,2	17:42'44.135
7	1'34.152	32.602	31.453	37.576	3'15.783P	151,7	17:45'59.918
8	37.494	26.059	26.557	29.082	1'59.192	178,8	17:47'59.110
9	39.732	33.151	35.630	32.934	2'21.447	174,5	17:50'20.557
10	37.463	25.860	25.988	29.169	1'58.480	177,6	17:52'19.037
11	37.240	27.041	28.614	29.958	2'02.853	179,7	17:54'21.890
12	36.938	25.755	25.999	29.149	1'57.841	183,4	17:56'19.731
13	37.208	25.684	25.856	29.048	1'57.796	178,2	17:58'17.527
14	37.397	28.774	28.542	29.085	2'03.798	174,8	18:00'21.325

4° 88 M. PEREZ (1'57.936)							
Lap	Seg.1	Seg.2	Seg.3	Seg.4	Lap Time	km/h	Local Time
1		32.019	28.211	30.685		173,6	17:33'08.731
2	37.629	26.631	26.966	30.051	2'01.277	178,2	17:35'10.008
3	37.099	26.565	26.384	29.355	1'59.403	182,4	17:37'09.411
4	37.644	26.340	27.689	31.519	2'03.192	177,6	17:39'12.603
5	37.079	26.262	26.367	29.160	1'58.868	180,3	17:41'11.471
6	37.750	29.642	26.617	33.520	2'07.529	175,9	17:43'19.000
7	37.708	27.436	28.205	29.704	2'03.053	177,9	17:45'22.053
8	37.442	26.442	26.384	33.321	2'03.589P	178,8	17:47'25.642
9			30.428	37.309	6'57.953P		17:54'23.595
10	37.254	26.005	26.201	31.409	2'00.869	182,4	17:56'24.464

29/09/2017 P = Pits In/Out - C = Lap-Time Cancelled

These data/results cannot be reproduced, stored and/or transmitted in whole or in part by any manner of electronic, mechanical, photocopying, recording, broadcasting or otherwise now known or herein after developed without the previous express consent by the copyright owner, except for reproduction in daily press and regular printed publications on sale to the public within 60 days of the event related to those data/results and always provided that copyright symbol appears together as follows below.

© DORNA WSBK ORGANIZATION Srl 2017



Magny-Cours 4.411 m

3 / 5

French Round, 29-30 September - 1 October 2017

World Supersport 300 - Chronological Analysis Free Practice 2nd Session

17° 2 A. CARRASCO (1'59.803)											21° 84 M. CARBONERA (2'00.084)										
Lap	Seg.1	Seg.2	Seg.3	Seg.4	Lap Time	km/h	Local Time	Lap	Seg.1	Seg.2	Seg.3	Seg.4	Lap Time	km/h	Local Time						
8	1'06.847	35.487	30.647	29.736	2'42.717P	139,2	17:48'01.212	7	38.053	26.503	26.793	29.762	2'01.111	175,3	17:44'51.278						
9	36.832	26.648	26.495	29.442	1'59.417	181,8	17:50'00.629	8	37.732	26.522	26.959	30.989	2'02.202	177,0	17:46'53.480						
10	42.774	26.109	26.180	30.908	2'05.971	175,3	17:52'06.600	9	38.163	26.619	26.644	29.556	2'00.982	175,9	17:48'54.462						
11	38.880	27.259	30.528	29.241	2'05.908	170,6	17:54'12.508	10	38.421	26.701	1'02.414	1'11.545	3'19.081P	175,9	17:52'13.543						
12	37.574	26.115	26.507	29.146	1'59.342	175,6	17:56'11.850	11	58.555	27.327	27.298	29.981	2'23.161P	146,3	17:54'36.704						
13	37.169	26.047	27.014	36.258	2'06.488	177,9	17:58'18.338	12	37.677	27.202	26.758	3'11.668	4'43.305P	174,5	17:59'20.009						
14	36.847	27.960	26.347	32.133	2'03.287	182,7	18:00'21.625														

18° 49 M. CARUSI (2'00.048)											22° 28 P. GIACOMINI (2'00.133)										
Lap	Seg.1	Seg.2	Seg.3	Seg.4	Lap Time	km/h	Local Time	Lap	Seg.1	Seg.2	Seg.3	Seg.4	Lap Time	km/h	Local Time						
1		29.793	30.856	33.779		180,0	17:32'29.797	1		29.947	29.392	31.577		170,3	17:32'27.957						
2	38.778	28.626	28.909	30.916	2'07.229	175,0	17:34'37.026	2	39.100	29.382	30.521	31.526	2'10.529	168,2	17:34'38.486						
3	37.193	27.212	27.005	29.815	2'01.225	183,4	17:36'38.251	3	38.203	26.470	27.210	29.852	2'01.735	177,3	17:36'40.221						
4	37.606	26.446	27.011	30.368	2'01.431	184,9	17:38'39.682	4	38.123	26.931	27.296	29.792	2'02.142	177,0	17:38'42.363						
5	38.999	29.426	27.826	36.114	2'12.365P	177,0	17:40'52.047	5	37.950	26.241	26.902	33.925	2'05.018P	177,6	17:40'47.381						
6	2'30.623	31.771	30.340	31.843	4'04.577P	148,1	17:44'56.624	6	2'09.032	39.459	30.257	32.386	3'51.134P	85,0	17:44'38.515						
7	42.049	34.101	30.009	33.587	2'19.746P	153,8	17:47'16.370	7	39.928	28.652	27.666	29.998	2'06.244	166,4	17:46'44.759						
8	1'36.383	28.011	34.107	30.819	3'09.320P	176,2	17:50'25.690	8	37.416	26.359	26.896	29.462	2'00.133	181,5	17:48'44.892						
9	37.836	26.207	26.804	29.514	2'00.361	177,3	17:52'26.051	9	38.306	26.434	26.740	29.375	2'00.855	174,5	17:50'45.747						
10	38.623	26.645	26.910	30.089	2'02.267	175,6	17:54'28.318	10	37.098	27.099	27.245	32.755	2'04.197	180,0	17:52'49.944						
11	38.494	26.625	26.956	29.487	2'01.562	179,4	17:56'29.880	11	38.731	26.940	27.440	29.822	2'02.933	171,4	17:54'52.877						
12	37.992	26.098	26.820	29.449	2'00.359	175,6	17:58'30.239	12	37.648	26.647	26.711	29.554	2'00.560	175,9	17:56'53.437						
13	37.308	26.189	26.743	29.808	2'00.048	180,6	18:00'30.287	13	38.045	26.245	26.893	29.419	2'00.602	182,4	17:58'54.039						
								14	38.294	26.446	26.612	30.100	2'01.452	172,8	18:00'55.491						

19° 23 M. BASTIANELLI (2'00.056)											23° 87 A. LICCIARDI (2'00.223)										
Lap	Seg.1	Seg.2	Seg.3	Seg.4	Lap Time	km/h	Local Time	Lap	Seg.1	Seg.2	Seg.3	Seg.4	Lap Time	km/h	Local Time						
1		29.390	31.246	38.093		175,9	17:32'33.927	1		28.795	27.981	30.368		180,0	17:32'22.693						
2	38.403	27.392	27.042	30.618	2'03.455	181,8	17:34'37.382	2	38.310	27.734	27.529	29.695	2'03.268	180,6	17:34'25.961						
3	37.126	26.637	26.865	30.018	2'00.646	186,2	17:36'38.028	3	38.126	26.564	26.858	29.669	2'01.217	179,4	17:36'27.178						
4	37.727	26.347	26.853	30.338	2'01.265	181,5	17:38'39.293	4	38.003	26.324	26.532	29.574	2'00.433	179,7	17:38'27.611						
5	39.004	30.218	30.690	38.960	2'18.872P	178,5	17:40'58.165	5	38.198	26.722	26.915	31.651	2'03.486	174,5	17:40'31.097						
6	2'21.673	34.219	35.673	35.830	4'07.395P	139,9	17:45'05.560	6	39.188	27.682	27.314	34.775	2'08.959P	170,1	17:42'40.056						
7	1'14.373	40.059	31.018	30.702	2'56.152P	115,9	17:48'01.712	7	1'38.271	28.976	29.434	32.674	3'09.355P	163,6	17:45'49.411						
8	37.757	30.702	31.488	40.727	2'20.674	182,4	17:50'22.386	8	39.014	32.261	31.280	30.853	2'13.408	169,8	17:48'02.819						
9	37.978	26.553	26.682	29.781	2'00.994	180,3	17:52'23.380	9	37.879	27.742	30.035	35.972	2'11.628	180,9	17:50'14.447						
10	37.751	26.655	26.895	29.855	2'01.156	177,9	17:54'24.536	10	39.907	28.585	27.276	30.085	2'05.853	163,6	17:52'20.300						
11	37.772	26.472	26.865	29.782	2'00.891	178,8	17:56'25.427	11	37.602	26.319	26.830	29.864	2'00.615	185,2	17:54'20.915						
12	37.573	26.285	26.671	29.527	2'00.056	178,8	17:58'25.483	12	38.165	26.629	26.623	29.574	2'00.991	181,8	17:56'21.906						
13	37.564	31.607	26.980	36.310	2'12.461	179,1	18:00'37.944	13	37.969	26.554	26.485	29.521	2'00.529	177,9	17:58'22.435						
								14	38.015	26.287	26.422	29.499	2'00.223	178,2	18:00'22.658						

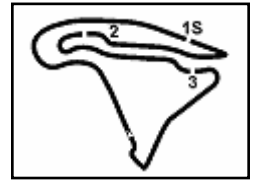
20° 12 A. RUSMIPUTRO (2'00.060)											24° 54 H. CABUK (2'00.271)										
Lap	Seg.1	Seg.2	Seg.3	Seg.4	Lap Time	km/h	Local Time	Lap	Seg.1	Seg.2	Seg.3	Seg.4	Lap Time	km/h	Local Time						
1		29.852	31.890	36.008		179,4	17:32'34.109	1		28.222	27.650	30.040		171,4	17:32'17.164						
2	37.894	27.437	27.077	30.265	2'02.673	181,2	17:34'36.782	2	38.165	27.060	26.854	33.193	2'05.272	175,3	17:34'22.436						
3	37.349	26.491	26.519	29.701	2'00.060	184,3	17:36'36.842	3	37.047	26.471	26.990	29.763	2'00.271	178,8	17:36'22.707						
4	42.975	28.296	28.170	30.432	2'09.873	164,9	17:38'46.715	4	37.918	26.234	26.578	29.717	2'00.447	176,8	17:38'23.154						
5	37.981	26.620	26.827	30.067	2'01.495	177,0	17:40'48.210														
6	38.041	26.777	27.112	30.027	2'01.957	175,9	17:42'50.167														

29/09/2017 P = Pits In/Out - C = Lap-Time Cancelled

These data/results cannot be reproduced, stored and/or transmitted in whole or in part by any manner of electronic, mechanical, photocopying, recording, broadcasting or otherwise now known or herein after developed without the previous express consent by the copyright owner, except for reproduction in daily press and regular printed publications on sale to the public within 60 days of the event related to those data/results and always provided that copyright symbol appears together as follows below.

© DORNA WSBK ORGANIZATION Srl 2017





French Round, 29-30 September - 1 October 2017

World Supersport 300 - Chronological Analysis Free Practice 2nd Session

Magny-Cours 4.411 m

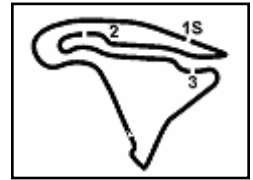
4 / 5

5	40.436	27.595	29.420	34.592	2'12.043	179,7	17:40'35.197	7	38.097	26.640	27.509	30.227	2'02.473	175,9	17:44'39.516
6	37.879	26.549	26.970	30.037	2'01.435	187,2	17:42'36.632	8	38.719	27.493	27.577	33.736	2'07.525P	170,9	17:46'47.041
7	37.507	26.198	26.260	30.470	2'00.435	175,6	17:44'37.067	9	2'38.873	27.016	27.417	30.305	4'03.611P	175,3	17:50'50.652
8	45.324	26.256	26.671	30.039	2'08.290	171,2	17:46'45.357	10	38.267	26.800	27.434	29.961	2'02.462	175,3	17:52'53.114
9	36.828	26.097	26.326	1'15.459	2'44.710	179,1	17:49'30.067	11	38.392	26.642	26.935	29.829	2'01.798	175,3	17:54'54.912
25° 66 T. TAYLOR (2'00.524)															
Lap	Seg.1	Seg.2	Seg.3	Seg.4	Lap Time	km/h	Local Time	Lap	Seg.1	Seg.2	Seg.3	Seg.4	Lap Time	km/h	Local Time
1		28.788	28.012	30.872		160,0	17:32'21.841								
2	37.977	28.479	27.398	29.822	2'03.676	182,7	17:34'25.517								
3	37.478	26.728	27.074	30.217	2'01.497	181,5	17:36'27.014								
4	37.408	26.496	27.367	29.650	2'00.921	179,7	17:38'27.935								
5	37.897	27.006	26.929	35.480	2'07.312P	175,6	17:40'35.247								
6	6'33.010	27.351	27.381	29.890	7'57.632P	170,6	17:48'32.879								
7	38.124	26.576	26.985	29.840	2'01.525	173,9	17:50'34.404								
8	37.737	26.358	27.226	29.980	2'01.301	176,5	17:52'35.705								
9	38.224	26.320	26.816	29.925	2'01.285	176,2	17:54'36.990								
10	37.523	26.824	26.670	29.836	2'00.853	183,1	17:56'37.843								
11	37.862	26.432	26.929	29.620	2'00.843	177,0	17:58'38.686								
12	37.766	26.517	26.627	29.614	2'00.524	174,8	18:00'39.210								
29° 17 G. NODERER (2'01.117)															
Lap	Seg.1	Seg.2	Seg.3	Seg.4	Lap Time	km/h	Local Time	Lap	Seg.1	Seg.2	Seg.3	Seg.4	Lap Time	km/h	Local Time
1							17:29'55.783								
2	1'40.803	30.165	29.980	30.963	3'11.911P	165,4	17:33'07.694								
3	39.262	26.997	26.898	29.861	2'03.018	174,2	17:35'10.712								
4	37.629	26.462	26.789	31.900	2'02.780	179,4	17:37'13.492								
5	38.673	26.966	27.192	30.186	2'03.017	175,0	17:39'16.509								
6	37.809	26.484	26.961	29.876	2'01.130	177,6	17:41'17.639								
7	38.302	26.983	27.106	30.124	2'02.515	174,8	17:43'20.154								
8	37.891	26.422	27.314	29.780	2'01.407	175,9	17:45'21.561								
9	38.003	26.556	26.676	33.805	2'05.040P	180,9	17:47'26.601								
10	1'12.941	27.359	26.798	29.953	2'37.051P	177,6	17:50'03.652								
11	37.700	26.757	27.142	30.476	2'02.075	178,8	17:52'05.727								
12	38.286	26.659	26.957	29.916	2'01.818	176,5	17:54'07.545								
13	37.749	26.526	26.924	29.918	2'01.117	177,6	17:56'08.662								
14	39.246	43.660	27.648	30.285	2'20.839	165,6	17:58'29.501								
15	37.613	26.490	26.761	30.283	2'01.147	179,7	18:00'30.648								
30° 53 V. GRIMOUX (2'01.404)															
Lap	Seg.1	Seg.2	Seg.3	Seg.4	Lap Time	km/h	Local Time	Lap	Seg.1	Seg.2	Seg.3	Seg.4	Lap Time	km/h	Local Time
1							17:32'21.650								
2	38.262	28.610	27.876	30.282	2'05.030	181,5	17:34'26.680								
3	37.685	27.161	27.281	30.283	2'02.410	182,1	17:36'29.090								
4	38.147	26.983	28.439	34.344	2'07.913P	177,6	17:38'37.003								
5	3'53.115	27.207	27.796	30.234	5'18.352P	176,8	17:43'55.355								
6	38.025	27.077	27.037	29.776	2'01.915	177,9	17:45'57.270								
7	37.522	27.562	27.620	30.084	2'02.788	180,6	17:48'00.058								
8	37.860	27.459	26.932	29.679	2'01.930	177,6	17:50'01.988								
9	38.600	26.893	27.205	29.923	2'02.621	173,6	17:52'04.609								
10	38.337	26.868	27.157	29.969	2'02.331	173,9	17:54'06.940								
11	38.426	26.827	27.325	29.741	2'02.319	173,4	17:56'09.259								
12	37.942	26.890	28.394	37.101	2'10.327	174,2	17:58'19.586								
13	37.826	26.730	27.068	29.780	2'01.404	177,6	18:00'20.990								
31° 121 K. PATOVA (2'01.587)															
Lap	Seg.1	Seg.2	Seg.3	Seg.4	Lap Time	km/h	Local Time	Lap	Seg.1	Seg.2	Seg.3	Seg.4	Lap Time	km/h	Local Time
1							17:32'25.815								
2	38.841	28.511	27.528	30.583	2'05.463	178,8	17:34'31.278								
3	38.481	27.206	27.157	30.495	2'03.339	178,2	17:36'34.617								
4	38.036	28.284	27.670	30.539	2'04.529	180,9	17:38'39.146								
5	38.339	26.877	27.077	29.982	2'02.275	177,0	17:40'41.421								
6	37.987	26.749	27.168	29.997	2'01.901	178,5	17:42'43.322								
7	37.979	26.857	27.188	30.140	2'02.164	176,5	17:44'45.486								
8	38.415	27.063	27.232	30.366	2'03.076	175,9	17:46'48.562								
9	39.242	27.141	27.360	29.930	2'03.673	173,6	17:48'52.235								
10	40.860	26.806	29.183	32.098	2'08.947	180,3	17:51'01.182								
11	38.870	27.030			2'08.818P	179,7	17:53'10.000								
12	1'06.397	27.672	27.359	30.622	2'32.050P	172,2	17:55'42.050								
13	38.338	26.565	27.433	29.657	2'01.993	174,8	17:57'44.043								
14	38.144	26.580	27.047	29.816	2'01.587	175,9	17:59'45.630								
15	38.340	26.932	27.074	29.813	2'02.159	175,0	18:01'47.789								
32° 7 N. SETTIMO (2'01.825)															
Lap	Seg.1	Seg.2	Seg.3	Seg.4	Lap Time	km/h	Local Time	Lap	Seg.1	Seg.2	Seg.3	Seg.4	Lap Time	km/h	Local Time
1							17:32'26.302								
2		29.802	28.657	32.707		173,9									

29/09/2017 P = Pits In/Out - C = Lap-Time Cancelled

These data/results cannot be reproduced, stored and/or transmitted in whole or in part by any manner of electronic, mechanical, photocopying, recording, broadcasting or otherwise now known or herein after developed without the previous express consent by the copyright owner, except for reproduction in daily press and regular printed publications on sale to the public within 60 days of the event related to those data/results and always provided that copyright symbol appears together as follows below.

© DORNA WSBK ORGANIZATION Srl 2017



Magny-Cours 4.411 m

French Round, 29-30 September - 1 October 2017

World Supersport 300 - Chronological Analysis Free Practice 2nd Session

5 / 5

Lap	Seg.1	Seg.2	Seg.3	Seg.4	Lap Time	km/h	Local Time
2	38.433	28.607	27.934	30.579	2'05.553	179,1	17:34'31.855
3	38.002	27.497	27.166	30.862	2'03.527	180,6	17:36'35.382
4	37.722	27.033	26.733	30.337	2'01.825	178,8	17:38'37.207
5	38.095	27.027	27.132	30.586	2'02.840	177,0	17:40'40.047
6	38.255	26.880	27.280	30.343	2'02.758	175,9	17:42'42.805
7	38.548	27.082	27.225	30.220	2'03.075	177,6	17:44'45.880
8	38.088	27.253	27.294	30.347	2'02.982	180,9	17:46'48.862
9	39.270	27.056	27.458	30.048	2'03.832	176,5	17:48'52.694
10	40.938	26.898	29.374	31.655	2'08.865	177,9	17:51'01.559
11	38.459	27.200	27.869	31.190	2'04.718	175,9	17:53'06.277
12	40.497	27.942	28.489	35.220	2'12.148P	171,2	17:55'18.425
13	1'18.419	29.154	28.356	33.184	2'49.113P	170,1	17:58'07.538
14	40.359	28.162	28.658	31.991	2'09.170	170,6	18:00'16.708
37° 62 J. SCHULTZ (2'04.348)							
Lap	Seg.1	Seg.2	Seg.3	Seg.4	Lap Time	km/h	Local Time
1							17:30'09.670
2	1'05.917	30.554	29.136	32.345	2'37.952P	160,7	17:32'47.622
3	40.399	28.325	28.212	31.114	2'08.050	166,9	17:34'55.672
4	40.272	28.125	28.395	35.916	2'12.708	165,4	17:37'08.380
5	39.573	27.458	27.932	30.840	2'05.803	175,3	17:39'14.183
6	38.930	27.173	27.669	30.857	2'04.629	170,6	17:41'18.812
7	39.048	27.257	27.573	30.535	2'04.413	170,6	17:43'23.225
8	38.880	27.194	27.637	30.637	2'04.348	169,5	17:45'27.573
9	39.706	28.108	28.770	34.769	2'11.353P	165,9	17:47'38.926
10	2'45.556	41.327	28.531	31.292	4'26.706P	152,1	17:52'05.632
11	38.818	27.946	28.173	37.916	2'12.853P	178,2	17:54'18.485
12	1'28.503	28.491	28.093	31.750	2'56.837P	170,1	17:57'15.322
13	39.817	27.349	27.638	30.816	2'05.620	170,1	17:59'20.942
14	39.658	27.380	27.709	31.195	2'05.942	168,8	18:01'26.884
33° 57 D. DA-RE (2'01.856)							
Lap	Seg.1	Seg.2	Seg.3	Seg.4	Lap Time	km/h	Local Time
1		30.149	29.964	31.398		173,4	17:32'26.663
2	38.412	28.535	27.905	30.726	2'05.578	180,6	17:34'32.241
3	38.834	27.329	27.451	30.701	2'04.315	175,9	17:36'36.556
4	38.265	26.955	27.409	30.390	2'03.019	177,9	17:38'39.575
5	38.552	27.315	27.429	33.611	2'06.907P	178,8	17:40'46.482
6	2'51.012	27.338	27.712	30.608	4'16.670P	168,0	17:45'03.152
7	39.435	26.922	27.386	30.176	2'03.919	169,0	17:47'07.071
8	38.907	26.899	27.266	30.194	2'03.266	170,6	17:49'10.337
9	38.651	26.797	27.016	29.851	2'02.315	171,2	17:51'12.652
10	38.599	26.939	27.031	30.108	2'02.677	171,4	17:53'15.329
11	39.676	27.029	27.443	32.902	2'07.050P	170,6	17:55'22.379
12	1'41.538	27.157	27.175	29.923	3'05.793P	176,2	17:58'28.172
13	38.312	26.820	26.853	29.871	2'01.856	172,8	18:00'30.028
34° 58 T. FINOCCHIARO (2'02.159)							
Lap	Seg.1	Seg.2	Seg.3	Seg.4	Lap Time	km/h	Local Time
1		30.213	28.581	32.099		163,4	17:32'22.414
2	38.660	28.293	27.422	31.999	2'06.374	180,9	17:34'28.788
3	39.089	27.621	27.803	30.691	2'05.204	173,9	17:36'33.992
4	39.142	27.704	27.328	30.702	2'04.876	173,9	17:38'38.868
5	38.734	27.434	27.581	31.786	2'05.535	179,1	17:40'44.403
6	40.151	27.771	27.664	34.512	2'10.098P	169,3	17:42'54.501
7	1'25.089	29.290	29.384	31.685	2'55.448P	172,0	17:45'49.949
8	38.496	33.223	29.573	31.934	2'13.226	174,5	17:48'03.175
9	38.188	28.005	28.132	30.382	2'04.707	179,1	17:50'07.882
10	38.981	28.472	27.604	31.260	2'06.317	172,5	17:52'14.199
11	39.215	27.947	27.054	30.377	2'04.593	169,8	17:54'18.792
12	38.999	27.415	26.761	30.468	2'03.643	171,4	17:56'22.435
13	37.925	27.204	26.895	30.135	2'02.159	177,9	17:58'24.594
14	38.705	27.291	27.163	30.254	2'03.413	175,0	18:00'28.007
35° 19 E. ROVELLI (2'03.105)							
Lap	Seg.1	Seg.2	Seg.3	Seg.4	Lap Time	km/h	Local Time
1							17:30'28.247
2	1'10.203	29.443	28.402	30.995	2'39.043P	173,9	17:33'07.290
3	39.670	27.650	27.360	32.201	2'06.881	172,8	17:35'14.171
4	39.972	28.348	27.597	35.617	2'11.534P	160,7	17:37'25.705
5	1'47.704	28.157	27.668	31.290	3'14.819P	171,7	17:40'40.524
6	38.934	27.049	27.130	30.323	2'03.436	183,1	17:42'43.960
7	38.566	26.958	27.485	30.801	2'03.810	176,8	17:44'47.770
8	38.754	26.938	27.217	33.577	2'06.486	175,9	17:46'54.256
9	39.266	28.194	29.129	37.010	2'13.599P	174,5	17:49'07.855
10	2'02.924	27.538	32.100	30.781	3'33.343P	177,0	17:52'41.198
11	39.599	27.823	27.472	32.483	2'07.377	175,0	17:54'48.575
12	38.300	27.143	27.479	31.322	2'04.244	177,6	17:56'52.819
13	38.591	26.963	27.428	30.516	2'03.498	175,0	17:58'56.317
14	38.380	26.826	27.316	30.583	2'03.105	176,2	18:00'59.422
36° 9 R. DOORAKKERS (2'03.512)							

29/09/2017 P = Pits In/Out - C = Lap-Time Cancelled

These data/results cannot be reproduced, stored and/or transmitted in whole or in part by any manner of electronic, mechanical, photocopying, recording, broadcasting or otherwise now known or herein after developed without the previous express consent by the copyright owner, except for reproduction in daily press and regular printed publications on sale to the public within 60 days of the event related to those data/results and always provided that copyright symbol appears together as follows below.

© DORNA WSBK ORGANIZATION Srl 2017