

## French Round, 29-30 September - 1 October 2017

### World Supersport 300 - Results Superpole 1

No.	Rider	Nat	Team	Bike	Time	Gap	Rel.	Laps	Speed	
									Avg	Max
1*	32	A. MUEL	FRA Team MOTOXRACING	Yamaha YZF-R3	<b>2'21.674</b>			6	112,085	<b>176,8</b>
2*	23	M. BASTIANELLI	ITA 3570 Made in CIV	Kawasaki Ninja 300	<b>2'22.736</b>	1.062	1.062	5	111,252	<b>174,8</b>
3	19	E. ROVELLI	ITA ParkinGO DS Junior Team	Yamaha YZF-R3	<b>2'23.030</b>	1.356	0.294	5	111,023	<b>175,0</b>
4	35	A. TRIGLIA	ITA Scuderia Maranga Racing	Honda CBR500R	<b>2'23.322</b>	1.648	0.292	5	110,797	<b>173,4</b>
5	66	T. TAYLOR	GBR Hel Performance - Benjan Racing	Kawasaki Ninja 300	<b>2'23.726</b>	2.052	0.404	5	110,485	<b>173,6</b>
6	17	G. NODERER	GER Scuderia Maranga Racing	Honda CBR500R	<b>2'23.730</b>	2.056	0.004	5	110,482	<b>171,7</b>
7	121	K. PATOVA	FIN Kallio Racing	Yamaha YZF-R3	<b>2'23.911</b>	2.237	0.181	5	110,343	<b>178,2</b>
8	57	D. DA-RÉ	FRA WBY Racing Team	Yamaha YZF-R3	<b>2'24.461</b>	2.787	0.550	5	109,923	<b>173,9</b>
9	79	C. TAYLOR	GBR MTM HS Kawasaki	Kawasaki Ninja 300	<b>2'24.779</b>	3.105	0.318	5	109,682	<b>172,5</b>
10	28	P. GIACOMINI	ITA Terra e Moto	Yamaha YZF-R3	<b>2'25.116</b>	3.442	0.337	5	109,427	<b>171,7</b>
11	54	H. CABUK	TUR Kawasaki Puccetti Racing	Kawasaki Ninja 300	<b>2'25.521</b>	3.847	0.405	5	109,122	<b>170,6</b>
12	18	A. MURLEY	GBR Team Toth	Yamaha YZF-R3	<b>2'25.679</b>	4.005	0.158	4	109,004	<b>174,2</b>
13	87	A. LICCIARDI	BEL Team Trasimeno	Yamaha YZF-R3	<b>2'26.166</b>	4.492	0.487	6	108,641	<b>176,2</b>
14	80	A. PONTONE	ITA IODARacing	Yamaha YZF-R3	<b>2'26.452</b>	4.778	0.286	2	108,429	<b>168,5</b>
15	84	M. CARBONERA	ITA SK Racing	Yamaha YZF-R3	<b>2'26.541</b>	4.867	0.089	6	108,363	<b>173,4</b>
16	22	M. KALININ	UKR Team MOTOXRACING	Yamaha YZF-R3	<b>2'26.557</b>	4.883	0.016	6	108,351	<b>175,0</b>
17	20	D. LOUREIRO	RSA DS Junior Team	Yamaha YZF-R3	<b>2'26.833</b>	5.159	0.276	5	108,147	<b>175,0</b>
18	7	N. SETTIMO	ITA 2R Road Racing	Yamaha YZF-R3	<b>2'27.930</b>	6.256	1.097	5	107,345	<b>172,0</b>
19	58	T. FINOCCHIARO	GBR 2R Road Racing	Yamaha YZF-R3	<b>2'27.936</b>	6.262	0.006	5	107,341	<b>169,8</b>
20	9	R. DOORAKKERS	NED MVR Racing	Yamaha YZF-R3	<b>2'28.857</b>	7.183	0.921	5	106,677	<b>174,8</b>
21	2	A. CARRASCO	ESP ETG Racing	Kawasaki Ninja 300	<b>2'28.890</b>	7.216	0.033	5	106,653	<b>175,9</b>
22	49	M. CARUSI	ITA 3570 Made in CIV	Kawasaki Ninja 300	<b>2'34.599</b>	12.925	5.709	2	102,715	<b>169,8</b>
23	62	J. SCHULTZ	RSA BWG Racing-Grimaldi	Kawasaki Ninja 300	<b>2'42.282</b>	20.608	7.683	3	97,852	<b>161,0</b>
24	27	F. ROVELLI	ITA ParkinGO DS Junior Team	Yamaha YZF-R3				4		<b>171,2</b>
25	12	A. RUSMIPUTRO	INA Pertamina Almeria Racing Team	Yamaha YZF-R3				1		
26	53	V. GRIMOUX	FRA Team Toth	Yamaha YZF-R3				0		
27	130	R. FERREIRA	BRA Kallio Racing	Yamaha YZF-R3				3		<b>168,8</b>

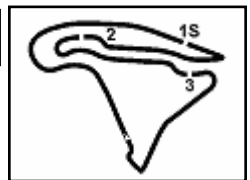
\* Qualified to Superpole 2

AIR	Humidity:	92%	Temp:	13°C
TRACK	Condition:	Wet	Temp:	18°C

30/09/2017 Start 11.30 End 11:47 The results are provisional until the end of the time limit for protests and appeals and the completion of the technical checks.

These data/results cannot be reproduced, stored and/or transmitted in whole or in part by any manner of electronic, mechanical, photocopying, recording, broadcasting or otherwise now known or herein after developed without the previous express consent by the copyright owner, except for reproduction in daily press and regular printed publications on sale to the public within 60 days of the event related to those data/results and always provided that copyright symbol appears together as follows below.

© DORNA WSBK ORGANIZATION Srl 2017



## French Round, 29-30 September - 1 October 2017

### World Supersport 300 - Results Superpole 1

#### Session Highlights

Local Time	No. Rider	Description
11.30.00		Start
11.31.33	27 F. ROVELLI	Crashed - Turn 6
11.31.44	130 R. FERREIRA	Crashed - Turn 7
11.32.10	27 F. ROVELLI	Re-joined
11.32.27	53 V. GRIMOUX	Crashed - Turn 10
11.32.37	130 R. FERREIRA	Re-joined
11.32.47	18 A. MURLEY	Crashed - Turn 14
11.33.08	18 A. MURLEY	Re-joined
11.34.55	12 A. RUSMIPUTRO	Crashed - Turn 7
11.35.12	62 J. SCHULTZ	Crashed - Turn 11
11.36.08	62 J. SCHULTZ	Re-joined
11.37.54	49 M. CARUSI	Crashed - Turn 13
11.38.20	80 A. PONTONE	Crashed - Turn 7
11.39.55	27 F. ROVELLI	BLACK FLAG
11.40.05	130 R. FERREIRA	Crashed - Turn 3
11.40.52	130 R. FERREIRA	Re-joined
11.41.14	27 F. ROVELLI	Lap Cancelled (2'35.075) - Doesn't enter pit lane after crash
11.41.36	27 F. ROVELLI	Lap Cancelled (2'38.198) - Doesn't enter pit lane after crash
11.42.43	27 F. ROVELLI	Allowed to continue the practice
11.43.27	130 R. FERREIRA	BLACK FLAG
11.43.56	130 R. FERREIRA	Lap Cancelled (3'52.805) - Doesn't enter pit lane after crash
11.44.09	80 A. PONTONE	Medical Centre
11.46.08	130 R. FERREIRA	Lap Cancelled (2'34.136) - Doesn't enter pit lane after crash
11.47.04		End Of Session

#### Fastest Laps Sequence

No.	Rider	Nat	Team	Bike	Local Time	Time	Gap	Avg
79	C. TAYLOR	GBR	MTM HS Kawasaki	Kawasaki Ninja 300	11:35'22.060	<b>2'31.687</b>		104,687
32	A. MUEL	FRA	Team MOTOXRACING	Yamaha YZF-R3	11:35'35.315	<b>2'30.413</b>	-1.274	105,573
80	A. PONTONE	ITA	IODARacing	Yamaha YZF-R3	11:36'52.660	<b>2'26.452</b>	-3.961	108,429
35	A. TRIGLIA	ITA	Scuderia Maranga Racing	Honda CBR500R	11:40'22.725	<b>2'25.072</b>	-1.380	109,460
32	A. MUEL	FRA	Team MOTOXRACING	Yamaha YZF-R3	11:40'26.308	<b>2'23.200</b>	-1.872	110,891
32	A. MUEL	FRA	Team MOTOXRACING	Yamaha YZF-R3	11:42'48.655	<b>2'22.347</b>	-0.853	111,556
32	A. MUEL	FRA	Team MOTOXRACING	Yamaha YZF-R3	11:45'10.329	<b>2'21.674</b>	-0.673	112,085

Start 30/09/2017 11.30 End 11:47 The results are provisional until the end of the time limit for protests and appeals and the completion of the technical checks.

These data/results cannot be reproduced, stored and/or transmitted in whole or in part by any manner of electronic, mechanical, photocopying, recording, broadcasting or otherwise now known or herein after developed without the previous express consent by the copyright owner, except for reproduction in daily press and regular printed publications on sale to the public within 60 days of the event related to those data/results and always provided that copyright symbol appears together as follows below.

© DORNA WSBK ORGANIZATION Srl 2017

## French Round, 29-30 September - 1 October 2017

### World Supersport 300 - Best Sector & Speed Superpole 1

Magny-Cours 4.411 m

BEST LAP			
1	32 A. MUEL	Yamaha YZF-R3	2'21.674
2	23 M. BASTIANELLI	Kawasaki Ninja 300	2'22.736
3	19 E. ROVELLI	Yamaha YZF-R3	2'23.030
4	35 A. TRIGLIA	Honda CBR500R	2'23.322
5	66 T. TAYLOR	Kawasaki Ninja 300	2'23.726
6	17 G. NODERER	Honda CBR500R	2'23.730
7	121 K. PATOVA	Yamaha YZF-R3	2'23.911
8	57 D. DA-RÉ	Yamaha YZF-R3	2'24.461
9	79 C. TAYLOR	Kawasaki Ninja 300	2'24.779
10	28 P. GIACOMINI	Yamaha YZF-R3	2'25.116
11	54 H. CABUK	Kawasaki Ninja 300	2'25.521
12	18 A. MURLEY	Yamaha YZF-R3	2'25.679
13	87 A. LICCIARDI	Yamaha YZF-R3	2'26.166
14	80 A. PONTONE	Yamaha YZF-R3	2'26.452
15	84 M. CARBONERA	Yamaha YZF-R3	2'26.541
16	22 M. KALININ	Yamaha YZF-R3	2'26.557
17	20 D. LOUREIRO	Yamaha YZF-R3	2'26.833
18	7 N. SETTIMO	Yamaha YZF-R3	2'27.930
19	58 T. FINOCCHIARO	Yamaha YZF-R3	2'27.936
20	9 R. DOORAKKERS	Yamaha YZF-R3	2'28.857
21	2 A. CARRASCO	Kawasaki Ninja 300	2'28.890
22	49 M. CARUSI	Kawasaki Ninja 300	2'34.599
23	62 J. SCHULTZ	Kawasaki Ninja 300	2'42.282
24	130 R. FERREIRA	Yamaha YZF-R3	
25	27 F. ROVELLI	Yamaha YZF-R3	
26	12 A. RUSMIPUTRO	Yamaha YZF-R3	
27	53 V. GRIMOUX	Yamaha YZF-R3	

SPEED			
1	121 K. PATOVA	Yamaha YZF-R3	178.2
2	32 A. MUEL	Yamaha YZF-R3	176.8
3	87 A. LICCIARDI	Yamaha YZF-R3	176.2
4	2 A. CARRASCO	Kawasaki Ninja 300	175.9
5	22 M. KALININ	Yamaha YZF-R3	175.0
6	19 E. ROVELLI	Yamaha YZF-R3	175.0
7	20 D. LOUREIRO	Yamaha YZF-R3	175.0
8	23 M. BASTIANELLI	Kawasaki Ninja 300	174.8
9	9 R. DOORAKKERS	Yamaha YZF-R3	174.8
10	18 A. MURLEY	Yamaha YZF-R3	174.2
11	57 D. DA-RÉ	Yamaha YZF-R3	173.9
12	66 T. TAYLOR	Kawasaki Ninja 300	173.6
13	84 M. CARBONERA	Yamaha YZF-R3	173.4
14	35 A. TRIGLIA	Honda CBR500R	173.4
15	79 C. TAYLOR	Kawasaki Ninja 300	172.5
16	7 N. SETTIMO	Yamaha YZF-R3	172.0
17	17 G. NODERER	Honda CBR500R	171.7
18	28 P. GIACOMINI	Yamaha YZF-R3	171.7
19	27 F. ROVELLI	Yamaha YZF-R3	171.2
20	54 H. CABUK	Kawasaki Ninja 300	170.6
21	49 M. CARUSI	Kawasaki Ninja 300	169.8
22	58 T. FINOCCHIARO	Yamaha YZF-R3	169.8
23	130 R. FERREIRA	Yamaha YZF-R3	168.8
24	80 A. PONTONE	Yamaha YZF-R3	168.5
25	62 J. SCHULTZ	Kawasaki Ninja 300	161.0

SEG. 1			SEG. 2			SEG. 3			SEG. 4		
1	32 A. MUEL	42.701	1	32 A. MUEL	30.849	1	19 E. ROVELLI	31.955	1	32 A. MUEL	34.917
2	35 A. TRIGLIA	43.174	2	23 M. BASTIANELLI	31.039	2	121 K. PATOVA	32.053	2	66 T. TAYLOR	35.089
3	22 M. KALININ	43.245	3	19 E. ROVELLI	31.102	3	35 A. TRIGLIA	32.241	3	17 G. NODERER	35.219
4	19 E. ROVELLI	43.366	4	35 A. TRIGLIA	31.585	4	57 D. DA-RÉ	32.292	4	28 P. GIACOMINI	35.593
5	23 M. BASTIANELLI	43.514	5	79 C. TAYLOR	31.655	5	23 M. BASTIANELLI	32.316	5	84 M. CARBONERA	35.813
6	20 D. LOUREIRO	43.727	6	57 D. DA-RÉ	31.674	6	17 G. NODERER	32.341	6	23 M. BASTIANELLI	35.815
7	121 K. PATOVA	43.778	7	121 K. PATOVA	31.731	7	32 A. MUEL	32.392	7	35 A. TRIGLIA	35.955
8	66 T. TAYLOR	43.863	8	54 H. CABUK	31.789	8	18 A. MURLEY	32.544	8	57 D. DA-RÉ	35.986
9	57 D. DA-RÉ	44.023	9	17 G. NODERER	32.097	9	66 T. TAYLOR	32.584	9	87 A. LICCIARDI	36.070
10	17 G. NODERER	44.073	10	87 A. LICCIARDI	32.107	10	79 C. TAYLOR	32.706	10	54 H. CABUK	36.122
11	54 H. CABUK	44.088	11	66 T. TAYLOR	32.190	11	28 P. GIACOMINI	32.714	11	80 A. PONTONE	36.213
12	80 A. PONTONE	44.091	12	49 M. CARUSI	32.255	12	58 T. FINOCCHIARO	32.765	12	79 C. TAYLOR	36.230
13	18 A. MURLEY	44.132	13	80 A. PONTONE	32.330	13	87 A. LICCIARDI	32.930	13	19 E. ROVELLI	36.260
14	79 C. TAYLOR	44.188	14	84 M. CARBONERA	32.405	14	80 A. PONTONE	32.951	14	20 D. LOUREIRO	36.275
15	2 A. CARRASCO	44.283	15	20 D. LOUREIRO	32.450	15	22 M. KALININ	33.040	15	22 M. KALININ	36.340
16	28 P. GIACOMINI	44.309	16	58 T. FINOCCHIARO	32.479	16	54 H. CABUK	33.242	16	121 K. PATOVA	36.349
17	9 R. DOORAKKERS	44.319	17	28 P. GIACOMINI	32.500	17	84 M. CARBONERA	33.272	17	7 N. SETTIMO	36.379
18	87 A. LICCIARDI	44.689	18	18 A. MURLEY	32.592	18	9 R. DOORAKKERS	33.292	18	18 A. MURLEY	36.411
19	84 M. CARBONERA	44.704	19	22 M. KALININ	32.977	19	20 D. LOUREIRO	33.522	19	2 A. CARRASCO	37.054
20	7 N. SETTIMO	44.764	20	27 F. ROVELLI	33.024	20	7 N. SETTIMO	33.568	20	58 T. FINOCCHIARO	37.174
21	58 T. FINOCCHIARO	45.518	21	53 V. GRIMOUX	33.063	21	2 A. CARRASCO	34.027	21	130 R. FERREIRA	37.318
22	27 F. ROVELLI	46.183	22	2 A. CARRASCO	33.164	22	130 R. FERREIRA	34.159	22	9 R. DOORAKKERS	37.448
23	49 M. CARUSI	46.236	23	7 N. SETTIMO	33.218	23	27 F. ROVELLI	35.044	23	49 M. CARUSI	38.003
24	130 R. FERREIRA	46.761	24	9 R. DOORAKKERS	33.320	24	49 M. CARUSI	36.167	24	27 F. ROVELLI	38.658
25	62 J. SCHULTZ	48.214	25	130 R. FERREIRA	33.331	25	62 J. SCHULTZ	36.843	25	62 J. SCHULTZ	40.910
			26	62 J. SCHULTZ	33.844						

30/09/2017

These data/results cannot be reproduced, stored and/or transmitted in whole or in part by any manner of electronic, mechanical, photocopying, recording, broadcasting or otherwise now known or herein after developed without the previous express consent by the copyright owner, except for reproduction in daily press and regular printed publications on sale to the public within 60 days of the event related to those data/results and always provided that copyright symbol appears together as follows below.

© DORNA WSBK ORGANIZATION Srl 2017

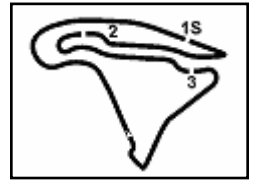
PIRELLI PERUGIA TIMING



Official Tyre Supplier



Official Timekeeper



Magny-Cours 4.411 m

## French Round, 29-30 September - 1 October 2017

### World Supersport 300 - Ideal Times Superpole 1

Rider No.	Nat	Bike	Seg. 1 Diff. 1	Seg. 2 Diff. 2	Seg. 3 Diff. 3	Seg. 4 Diff. 4	Ideal Time				
							Best Lap	Pos.	Diff.		
1	32	A. MUEL	FRA	Yamaha YZF-R3	<b>42.701</b>	<b>30.849</b>	32.392 0.039	<b>34.917</b> 0.776	<b>2'20.859</b> 2'21.674	5	0.815
2	19	E. ROVELLI	ITA	Yamaha YZF-R3	43.366	31.102	<b>31.955</b>	36.260 0.347	<b>2'22.683</b> 2'23.030	7	0.347
3	23	M. BASTIANELLI	ITA	Kawasaki Ninja 300	43.514	31.039	32.316	35.815 0.052	<b>2'22.684</b> 2'22.736	6	0.052
4	35	A. TRIGLIA	ITA	Honda CBR500R	43.174	31.585	32.241	35.955 0.367	<b>2'22.955</b> 2'23.322	8	0.367
5	66	T. TAYLOR	GBR	Kawasaki Ninja 300	43.863	32.190	32.584	35.089	<b>2'23.726</b> 2'23.726	9	
6	17	G. NODERER	GER	Honda CBR500R	44.073	32.097	32.341	35.219	<b>2'23.730</b> 2'23.730	10	
7	121	K. PATOVA	FIN	Yamaha YZF-R3	43.778	31.731	32.053	36.349	<b>2'23.911</b> 2'23.911	11	
8	57	D. DA-RÉ	FRA	Yamaha YZF-R3	44.023	31.674	32.292 0.362	35.986 0.124	<b>2'23.975</b> 2'24.461	12	0.486
9	79	C. TAYLOR	GBR	Kawasaki Ninja 300	44.188	31.655	32.706	36.230	<b>2'24.779</b> 2'24.779	13	
10	28	P. GIACOMINI	ITA	Yamaha YZF-R3	44.309	32.500	32.714	35.593	<b>2'25.116</b> 2'25.116	14	
11	54	H. CABUK	TUR	Kawasaki Ninja 300	44.088	31.789	33.242 0.280	36.122	<b>2'25.241</b> 2'25.521	15	0.280
12	80	A. PONTONE	ITA	Yamaha YZF-R3	44.091 0.867	32.330	32.951	36.213	<b>2'25.585</b> 2'26.452	18	0.867
13	22	M. KALININ	UKR	Yamaha YZF-R3	43.245	32.977	33.040	36.340 0.955	<b>2'25.602</b> 2'26.557	20	0.955
14	18	A. MURLEY	GBR	Yamaha YZF-R3	44.132	32.592	32.544	36.411	<b>2'25.679</b> 2'25.679	16	
15	87	A. LICCIARDI	BEL	Yamaha YZF-R3	44.689 0.370	32.107	32.930	36.070	<b>2'25.796</b> 2'26.166	17	0.370
16	20	D. LOUREIRO	RSA	Yamaha YZF-R3	43.727	32.450	33.522	36.275 0.859	<b>2'25.974</b> 2'26.833	21	0.859
17	84	M. CARBONERA	ITA	Yamaha YZF-R3	44.704 0.347	32.405	33.272	35.813	<b>2'26.194</b> 2'26.541	19	0.347
18	7	N. SETTIMO	ITA	Yamaha YZF-R3	44.764	33.218 0.001	33.568	36.379	<b>2'27.929</b> 2'27.930	22	0.001
19	58	T. FINOCCHIARO	GBR	Yamaha YZF-R3	45.518	32.479	32.765	37.174	<b>2'27.936</b> 2'27.936	23	
20	9	R. DOORAKKERS	NED	Yamaha YZF-R3	44.319	33.320 0.261	33.292 0.217	37.448	<b>2'28.379</b> 2'28.857	24	0.478
21	2	A. CARRASCO	ESP	Kawasaki Ninja 300	44.283 0.362	33.164	34.027	37.054	<b>2'28.528</b> 2'28.890	25	0.362
22	49	M. CARUSI	ITA	Kawasaki Ninja 300	46.236 1.161	32.255 0.777	36.167	38.003	<b>2'32.661</b> 2'34.599	26	1.938
23	62	J. SCHULTZ	RSA	Kawasaki Ninja 300	48.214 1.182	33.844 1.289	36.843	40.910	<b>2'39.811</b> 2'42.282	27	2.471
<b>Overall Ideal Time</b>					42.701	30.849	31.955	34.917	<b>2'20.422</b>		

30/09/2017

These data/results cannot be reproduced, stored and/or transmitted in whole or in part by any manner of electronic, mechanical, photocopying, recording, broadcasting or otherwise now known or herein after developed without the previous express consent by the copyright owner, except for reproduction in daily press and regular printed publications on sale to the public within 60 days of the event related to those data/results and always provided that copyright symbol appears together as follows below.

© DORNA WSBK ORGANIZATION Srl 2017

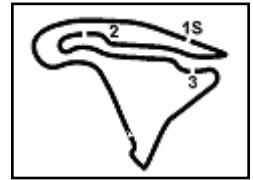
PIRELLI PERUGIA TIMING



Official Tyre Supplier



Official Timekeeper



## French Round, 29-30 September - 1 October 2017

### World Supersport 300 - Chronological Analysis Superpole 1

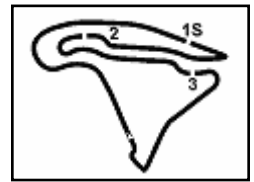
1° 32 A. MUEL (2'21.674)								8° 57 D. DA-RÉ (2'24.461)							
Lap	Seg.1	Seg.2	Seg.3	Seg.4	Lap Time	km/h	Local Time	Lap	Seg.1	Seg.2	Seg.3	Seg.4	Lap Time	km/h	Local Time
1							11:30'07.745	1		36.356	36.859	42.760		153,2	11:32'54.928
2	1'04.013	36.939	37.235	38.970	2'57.157P	170,9	11:33'04.902	2	45.923	33.497	34.375	37.978	2'31.773	168,2	11:35'26.701
3	45.660	32.774	34.261	37.718	2'30.413	173,6	11:35'35.315	3	45.196	32.317	33.681	37.562	2'28.756	166,9	11:37'55.457
4	44.780	31.878	34.312	36.823	2'27.793	175,6	11:38'03.108	4	44.610	32.359	33.006	36.883	2'26.858	167,2	11:40'22.315
5	43.592	31.801	32.890	<b>34.917</b>	2'23.200	175,9	11:40'26.308	5	44.871	32.266	<b>32.292</b>	<b>35.986</b>	2'25.415	166,7	11:42'47.730
6	43.066	31.159	<b>32.392</b>	35.730	2'22.347	176,5	11:42'48.655	6	<b>44.023</b>	<b>31.674</b>	32.654	36.110	<b>2'24.461</b>	<b>173,9</b>	11:45'12.191
7	<b>42.701</b>	<b>30.849</b>	32.431	35.693	<b>2'21.674</b>	<b>176,8</b>	11:45'10.329								
2° 23 M. BASTIANELLI (2'22.736)								9° 79 C. TAYLOR (2'24.779)							
Lap	Seg.1	Seg.2	Seg.3	Seg.4	Lap Time	km/h	Local Time	Lap	Seg.1	Seg.2	Seg.3	Seg.4	Lap Time	km/h	Local Time
1		37.326	36.724	40.579		145,2	11:32'57.124	1		36.913	37.625	39.415		156,7	11:32'50.373
2	46.532	33.701	34.063	38.242	2'32.538	165,9	11:35'29.662	2	46.754	33.357	34.445	37.131	2'31.687	169,5	11:35'22.060
3	44.807	32.619	33.504	36.536	2'27.466	<b>174,8</b>	11:37'57.128	3	44.813	32.330	33.111	36.550	2'26.804	<b>172,5</b>	11:37'48.864
4	43.890	32.810	32.772	36.502	2'25.974	164,6	11:40'23.102	4	44.198	32.695	33.608	38.285	2'28.786	<b>172,5</b>	11:40'17.650
5	44.414	32.189	32.387	<b>35.815</b>	2'24.805	171,7	11:42'47.907	5	44.334	32.403	33.575	36.753	2'27.065	<b>172,5</b>	11:42'44.715
6	<b>43.514</b>	<b>31.039</b>	<b>32.316</b>	35.867	<b>2'22.736</b>	173,9	11:45'10.643	6	<b>44.188</b>	<b>31.655</b>	<b>32.706</b>	<b>36.230</b>	<b>2'24.779</b>	172,2	11:45'09.494
3° 19 E. ROVELLI (2'23.030)								10° 28 P. GIACOMINI (2'25.116)							
Lap	Seg.1	Seg.2	Seg.3	Seg.4	Lap Time	km/h	Local Time	Lap	Seg.1	Seg.2	Seg.3	Seg.4	Lap Time	km/h	Local Time
1		36.909	39.063	43.298		155,2	11:32'56.970	1		37.909	37.063	42.331		145,0	11:32'56.145
2	46.814	34.461	35.147	39.110	2'35.532	165,9	11:35'32.502	2	46.765	34.250	35.235	39.576	2'35.826	168,8	11:35'31.971
3	45.201	33.206	33.825	37.520	2'29.752	173,1	11:38'02.254	3	44.882	34.366	34.388	37.716	2'31.352	167,2	11:38'03.323
4	44.184	31.900	33.859	<b>36.260</b>	2'26.203	171,2	11:40'28.457	4	44.609	32.917	33.779	36.721	2'28.026	170,6	11:40'31.349
5	43.729	32.448	33.520	36.628	2'26.325	173,6	11:42'54.782	5	44.913	33.155	33.362	36.640	2'28.070	169,8	11:42'59.419
6	<b>43.366</b>	<b>31.102</b>	<b>31.955</b>	36.607	<b>2'23.030</b>	<b>175,0</b>	11:45'17.812	6	<b>44.309</b>	<b>32.500</b>	<b>32.714</b>	<b>35.593</b>	<b>2'25.116</b>	<b>171,7</b>	11:45'24.535
4° 35 A. TRIGLIA (2'23.322)								11° 54 H. CABUK (2'25.521)							
Lap	Seg.1	Seg.2	Seg.3	Seg.4	Lap Time	km/h	Local Time	Lap	Seg.1	Seg.2	Seg.3	Seg.4	Lap Time	km/h	Local Time
1		36.759	37.186	42.819		139,9	11:32'55.766	1		39.562	40.237	42.612		155,2	11:34'09.603
2	45.836	33.864	35.108	38.924	2'33.732	171,7	11:35'29.498	2	50.519	35.633	37.901	39.816	2'43.869	166,4	11:36'53.472
3	44.789	32.579	33.601	37.186	2'28.155	169,8	11:37'57.653	3	47.005	34.130	34.791	37.711	2'33.637	168,8	11:39'27.109
4	43.408	32.597	32.624	36.443	2'25.072	<b>173,4</b>	11:40'22.725	4	45.766	32.756	34.455	37.124	2'30.101	169,0	11:41'57.210
5	44.395	31.623	32.429	<b>35.955</b>	2'24.402	171,2	11:42'47.127	5	44.686	32.563	<b>33.242</b>	36.549	2'27.040	170,1	11:44'24.250
6	<b>43.174</b>	<b>31.585</b>	<b>32.241</b>	36.322	<b>2'23.322</b>	172,8	11:45'10.449	6	<b>44.088</b>	<b>31.789</b>	33.522	<b>36.122</b>	<b>2'25.521</b>	<b>170,6</b>	11:46'49.771
5° 66 T. TAYLOR (2'23.726)								12° 18 A. MURLEY (2'25.679)							
Lap	Seg.1	Seg.2	Seg.3	Seg.4	Lap Time	km/h	Local Time	Lap	Seg.1	Seg.2	Seg.3	Seg.4	Lap Time	km/h	Local Time
1		38.477	38.687	43.700		148,8	11:33'01.656	1		36.095	36.643	1'35.256		161,9	11:33'46.443
2	1'37.961	35.166	35.627	37.592	3'26.346P	167,7	11:36'28.002	2	2'38.009	35.329	35.108	38.183	4'26.629P	162,9	11:38'13.072
3	45.177	32.653	33.678	36.550	2'28.058	171,2	11:38'56.060	3	44.815	33.721	34.200	37.820	2'30.556	171,4	11:40'43.628
4	44.473	32.332	33.139	36.318	2'26.262	173,4	11:41'22.322	4	45.096	33.137	33.309	36.917	2'28.459	172,8	11:43'12.087
5	43.912	<b>32.190</b>	32.816	35.258	2'24.176	<b>173,6</b>	11:43'46.498	5	<b>44.132</b>	<b>32.592</b>	<b>32.544</b>	<b>36.411</b>	<b>2'25.679</b>	<b>174,2</b>	11:45'37.766
6	<b>43.863</b>	<b>32.190</b>	<b>32.584</b>	<b>35.089</b>	<b>2'23.726</b>	172,8	11:46'10.224								
6° 17 G. NODERER (2'23.730)								13° 87 A. LICCIARDI (2'26.166)							
Lap	Seg.1	Seg.2	Seg.3	Seg.4	Lap Time	km/h	Local Time	Lap	Seg.1	Seg.2	Seg.3	Seg.4	Lap Time	km/h	Local Time
1		37.040	36.788	40.722		155,8	11:32'58.006	1							11:30'20.389
2	46.538	34.210	34.758	38.123	2'33.629	168,0	11:35'31.635	2	1'04.836	34.424	35.766	39.097	2'54.123P	166,2	11:33'14.512
3	44.620	33.066	33.714	39.300	2'30.700P	165,1	11:38'02.335	3	47.456	33.836	34.467	37.169	2'32.928	170,9	11:35'47.440
4	1'34.910	33.503	33.872	36.859	3'19.144P	167,2	11:41'21.479	4	45.484	32.656	33.185	36.930	2'28.255	173,4	11:38'15.695
5	44.840	32.394	32.906	35.527	2'25.667	<b>171,7</b>	11:43'47.146	5	<b>44.689</b>	33.182	33.101	37.434	2'28.406	<b>176,2</b>	11:40'44.101
6	<b>44.073</b>	<b>32.097</b>	<b>32.341</b>	<b>35.219</b>	<b>2'23.730</b>	171,2	11:46'10.876	6	45.404	32.679	33.541	37.077	2'28.701	175,9	11:43'12.802
7								7	45.059	<b>32.107</b>	<b>32.930</b>	<b>36.070</b>	<b>2'26.166</b>	175,0	11:45'38.968
7° 121 K. PATOVA (2'23.911)								14° 80 A. PONTONE (2'26.452)							
Lap	Seg.1	Seg.2	Seg.3	Seg.4	Lap Time	km/h	Local Time	Lap	Seg.1	Seg.2	Seg.3	Seg.4	Lap Time	km/h	Local Time
1		35.998	36.035	39.308		142,1	11:32'58.436	1		34.792	34.424	38.103	3'36.177P	147,1	11:34'26.208
2	46.457	33.523	34.143	38.524	2'32.647	171,7	11:35'31.083	2	1'48.858	<b>32.330</b>	<b>32.951</b>	<b>36.213</b>	<b>2'26.452</b>	<b>168,5</b>	11:36'52.660
3	44.577	32.127	33.160	37.244	2'27.108	171,7	11:37'58.191	3	44.958						
4	44.014	32.135	32.445	37.029	2'25.623	174,5	11:40'23.814								
5	44.104	32.126	33.160	39.913	2'29.303	<b>178,2</b>	11:42'53.117								
6	<b>43.778</b>	<b>31.731</b>	<b>32.053</b>	<b>36.349</b>	<b>2'23.911</b>	172,0	11:45'17.028								
8° 84 M. CARBONERA (2'26.541)								15°							
Lap	Seg.1	Seg.2	Seg.3	Seg.4	Lap Time	km/h	Local Time	Lap	Seg.1	Seg.2	Seg.3	Seg.4	Lap Time	km/h	Local Time
1							11:29'52.306	1							11:29'52.306
2	1'15.998	38.159	37.843	40.928	3'12.928P	155,8	11:33'05.234	2	1'15.998	38.159	37.843	40.928	3'12.928P	155,8	11:33'05.234

30/09/2017 P = Pits In/Out - C = Lap-Time Cancelled

These data/results cannot be reproduced, stored and/or transmitted in whole or in part by any manner of electronic, mechanical, photocopying, recording, broadcasting or otherwise now known or herein after developed without the previous express consent by the copyright owner, except for reproduction in daily press and regular printed publications on sale to the public within 60 days of the event related to those data/results and always provided that copyright symbol appears together as follows below.

© DORNA WSBK ORGANIZATION Srl 2017





## French Round, 29-30 September - 1 October 2017

### World Supersport 300 - Chronological Analysis Superpole 1

3	46.040	34.992	35.991	37.943	2'34.966	172,8	11:35'40.200
4	45.412	34.016	34.711	36.671	2'30.810	171,7	11:38'11.010
5	<b>44.704</b>	32.624	33.707	37.375	2'28.410	173,1	11:40'39.420
6	45.051	<b>32.405</b>	<b>33.272</b>	<b>35.813</b>	<b>2'26.541</b>	<b>173,4</b>	11:43'05.961
7	45.069	33.607	33.952	36.654	2'29.282	171,7	11:45'35.243

#### 16° 22 M. KALININ (2'26.557)

Lap	Seg.1	Seg.2	Seg.3	Seg.4	Lap Time	km/h	Local Time
1							11:30'05.140
2	1'05.173	37.946	37.236	40.802	3'01.157P	146,1	11:33'06.297
3	45.258	34.960	36.185	38.140	2'34.543	<b>175,0</b>	11:35'40.840
4	45.254	34.530	34.610	37.031	2'31.425	164,9	11:38'12.265
5	43.878	33.394	33.250	37.567	2'28.089	173,9	11:40'40.354
6	44.616	33.255	33.281	<b>36.340</b>	2'27.492	170,6	11:43'07.846
7	<b>43.245</b>	<b>32.977</b>	<b>33.040</b>	37.295	<b>2'26.557</b>	166,4	11:45'34.403

#### 17° 20 D. LOUREIRO (2'26.833)

Lap	Seg.1	Seg.2	Seg.3	Seg.4	Lap Time	km/h	Local Time
1		38.354	37.706	41.612		130,4	11:33'02.006
2	47.007	34.085	35.658	39.190	2'35.940	158,1	11:35'37.946
3	45.044	33.272	34.706	37.918	2'30.940	160,2	11:38'08.886
4	44.233	33.896	34.861	38.080	2'31.070	170,3	11:40'39.956
5	44.679	32.503	33.645	<b>36.275</b>	2'27.102	172,5	11:43'07.058
6	<b>43.727</b>	<b>32.450</b>	<b>33.522</b>	37.134	<b>2'26.833</b>	<b>175,0</b>	11:45'33.891

#### 18° 7 N. SETTIMO (2'27.930)

Lap	Seg.1	Seg.2	Seg.3	Seg.4	Lap Time	km/h	Local Time
1		39.124	38.798	41.786		142,5	11:33'00.264
2	46.949	34.457	35.382	39.064	2'35.852	160,2	11:35'36.116
3	45.365	33.577	34.703	37.943	2'31.588	170,6	11:38'07.704
4	45.199	33.817	34.798	37.431	2'31.245	166,2	11:40'38.949
5	45.492	<b>33.218</b>	33.611	37.278	2'29.599	169,3	11:43'08.548
6	<b>44.764</b>	33.219	<b>33.568</b>	<b>36.379</b>	<b>2'27.930</b>	<b>172,0</b>	11:45'36.478

#### 19° 58 T. FINOCCHIARO (2'27.936)

Lap	Seg.1	Seg.2	Seg.3	Seg.4	Lap Time	km/h	Local Time
1		38.376	37.017	45.761		139,0	11:32'57.540
2	47.120	35.506	35.657	38.758	2'37.041	159,1	11:35'34.581
3	45.579	34.403	34.534	38.152	2'32.668	165,6	11:38'07.249
4	45.543	33.570	34.758	37.345	2'31.216	168,0	11:40'38.465
5	46.551	34.067	33.108	40.264	2'33.990	165,4	11:43'12.455
6	<b>45.518</b>	<b>32.479</b>	<b>32.765</b>	<b>37.174</b>	<b>2'27.936</b>	<b>169,8</b>	11:45'40.391

#### 20° 9 R. DOORAKKERS (2'28.857)

Lap	Seg.1	Seg.2	Seg.3	Seg.4	Lap Time	km/h	Local Time
1		34.518	36.883	43.585		158,8	11:32'50.270
2	48.083	35.580	36.304	40.729	2'40.696	166,4	11:35'30.966
3	45.094	33.950	34.329	39.507	2'32.880	167,4	11:38'03.846
4	<b>44.319</b>	33.581	33.509	<b>37.448</b>	<b>2'28.857</b>	<b>174,8</b>	11:40'32.703
5	44.696	34.449	34.045	38.333	2'31.523	171,4	11:43'04.226
6	44.511	<b>33.320</b>	<b>33.292</b>	37.854	2'28.977	169,5	11:45'33.203

#### 21° 2 A. CARRASCO (2'28.890)

Lap	Seg.1	Seg.2	Seg.3	Seg.4	Lap Time	km/h	Local Time
1		40.204	39.359	43.117		137,9	11:33'09.414
2	46.695	34.155	35.394	38.763	2'35.007	165,4	11:35'44.421
3	45.164	33.520	34.338	37.380	2'30.402	174,5	11:38'14.823
4	45.020	33.319	34.636	37.776	2'30.751	173,1	11:40'45.574
5	44.645	<b>33.164</b>	<b>34.027</b>	<b>37.054</b>	<b>2'28.890</b>	<b>175,9</b>	11:43'14.464
6	<b>44.283</b>	33.796	34.378	39.159	2'31.616	173,9	11:45'46.080

#### 22° 49 M. CARUSI (2'34.599)

Lap	Seg.1	Seg.2	Seg.3	Seg.4	Lap Time	km/h	Local Time
1							11:30'06.567
2	1'05.762	36.853	37.898	41.003	3'01.516P	165,4	11:33'08.083

30/09/2017

P = Pits In/Out - C = Lap-Time Cancelled

These data/results cannot be reproduced, stored and/or transmitted in whole or in part by any manner of electronic, mechanical, photocopying, recording, broadcasting or otherwise now known or herein after developed without the previous express consent by the copyright owner, except for reproduction in daily press and regular printed publications on sale to the public within 60 days of the event related to those data/results and always provided that copyright symbol appears together as follows below.

© DORNA WSBK ORGANIZATION Srl 2017

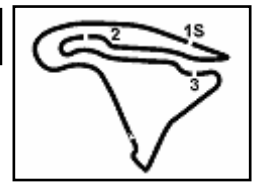
FICR PERUGIA TIMING



Official Tyre Supplier



Official Timekeeper



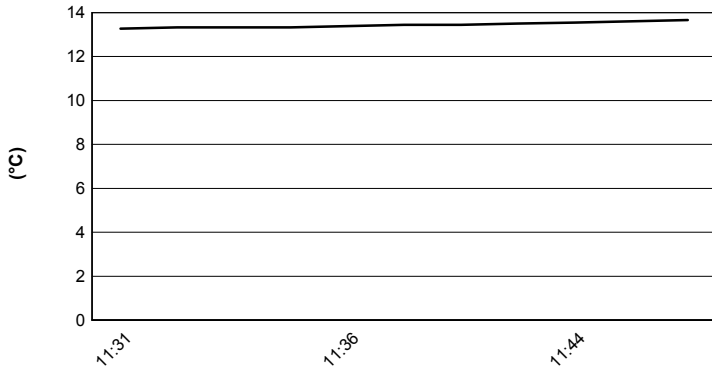
Magny-Cours 4.411 m

**French Round, 29-30 September - 1 October 2017**

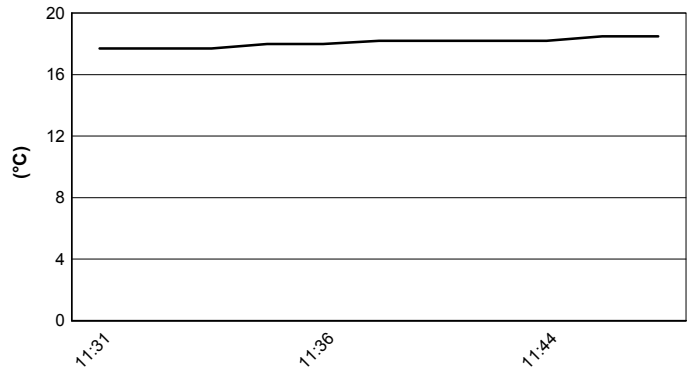
**World Supersport 300 - Weather Report Superpole 1**

Session started 11:30 - Session ended 11:47


### Air Temperature




### Track Temperature



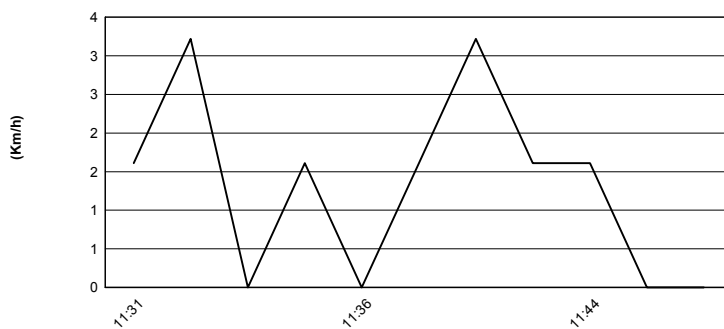
### Air Pressure



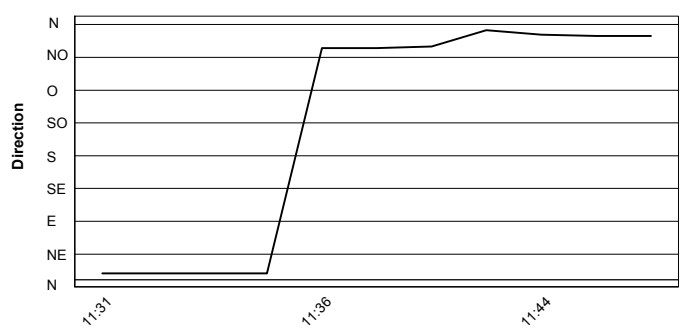
### Humidity



### Wind Speed



### Wind Direction



30/09/2017

These data/results cannot be reproduced, stored and/or transmitted in whole or in part by any manner of electronic, mechanical, photocopying, recording, broadcasting or otherwise now known or herein after developed without the previous express consent by the copyright owner, except for reproduction in daily press and regular printed publications on sale to the public within 60 days of the event related to those data/results and always provided that copyright symbol appears together as follows below.

© DORNA WSBK ORGANIZATION Srl 2017



Official Tyre Supplier



Official Timekeeper